



media guide

2023 ————— 2024



2022-2023
EASTERN CONFERENCE
CHAMPIONS



H.R.H.
PRINCE of WALES
TROPHY



2023-24 FLORIDA PANTHERS MEDIA GUIDE

EDITOR-IN-CHIEF

Juliana David

MANAGING EDITOR

Thomas Harding

ASSOCIATE EDITORS

Adelyn Biedenbach, Chrissy Parente, Veronica Lempicki, Stevie Chuck

GRAPHIC DESIGN

Austin Fulton, Jose Guaraco-Carusi

TABLE OF CONTENTS

2023-24 MEDIA POLICIES	5-6	Career Scoring	166-169
THE ORGANIZATION		Team Records	170-174
Florida Panthers Foundation	7	Individual Records	175-176
Community	8	Goaltending Records	177-178
Ownership/Front Office	9-11	Rookie Records	179
Executive Council	12-14	Season-by-Season Records	180-208
Hockey Operations	15-22	Inaugural Season Firsts	209-210
Coaching Staff	23-26	All-Time Numerical Roster	211-212
Equipment Staff	26	All-Time Register	213-216
Performance Dept. & Training Staff	27	All-Time History	217-251
AHL/ECHL Affiliates	28-29	PANTHERS PLAYOFF HISTORY	
THE PLAYERS		All Time Playoff History	253-260
Player Roster	30-71	Playoff Leaders	261
In The System	72-94	Playoff Records	262- 263
Draft History	95-103	GENERAL INFO & MEDIA	
2022-23 YEAR-IN-REVIEW		Broadcasting	265-268
2022-23 Final NHL Standings	105	Panthers PR & Communications Staff	269
2022-23 NHL Leaders	106	Florida Panthers IceDen/War Memorial	270
2022-23 Game-by-Game Results	107	Amerant Bank Arena	271
2022-23 Final Individual Statistics	108		
2022-23 Highs & Lows	109		
2022-23 Miscellaneous Statistics	110-112		
2022-23 Transactions	113-114		
REGULAR SEASON RECORDS			
All-Time Records vs. Other Clubs	116		
Panthers Records	117-143		
All-Time Captains	144		
All-Time Leaders	145-150		
Trophies & Awards	151-155		
All-Stars	156		
Retired Numbers	157-158		
Hall of Famers	159		
All-Time Records	160-164		
Career Goaltending	165		

2023-24 MEDIA POLICIES & PROTOCOLS



GAMEDAY MATERIALS- GAMEDAY MEDIA KIT

All game notes and statistics pertaining to the upcoming games will be available digitally prior to and during each game. Digital statistics will be available after the game. The digital Panthers Gameday Media Kit will be available at FloridaPanthers.com/Gameday. The media kit will include daily game notes, stats as well as lineup sheets prior to puck drop. A limited number of printed copies will be available for pick up on press level following puck drop.

For questions on game day media materials please contact Thomas Harding at HardingT@FloridaPanthers.com or Juliana David at DavidJ@FloridaPanthers.com.

Additionally, media can stay tuned to @FlaPanthersPR for digital distribution of press materials, press release information, breaking news and more.

WORKING MEDIA CREDENTIALS

Media Credentials will be issued in accordance with NHL policies to actively working media members who maintain a legitimate working function at the game and who produce consistent coverage at an affiliated media outlet, or to unaffiliated outlets where access and interviews are necessary to their planned coverage. A credential is for use solely in connection with the media member's news and editorial game coverage.

All credentials are issued at the discretion of the Florida Panthers Hockey Club.

Press Box access is restricted to credentialed working media members only. Family, friends and guests will NOT BE PERMITTED in the press box. In addition, media members are prohibited from using credentials to gain access to non-approved ticketed and club areas of the arena. Violation of these policies will result in revocation of credentials for the remainder of the season.

Press Box available seating is limited. In cases where a seat is not available, media may still be granted access to cover digitally.

Contact Adelyn Biedenbach at 954-249-4817 or BiedenbachA@FloridaPanthers.com with questions or detailed information on your media coverage needs.

PHOTOGRAPHY PASS HOLDERS

Credentialed still photographers will shoot from Section 117 & from the holes in the glass. Specific shooting locations will be assigned on a season or nightly basis. Shooting areas outside of the assigned position without permission of the PR staff can result in a change in credentialed status.

Please contact Adelyn Biedenbach at BiedenbachA@FloridaPanthers.com for any photography installation inquiries and Alex Cooley at CooleyA@FloridaPanthers.com for any devices using RF.

RIGHTSHOLDER PASS HOLDERS

Rightsholder passes will be issued to team rightsholders for game day media operations.

Please contact Adelyn Biedenbach at BiedenbachA@FloridaPanthers.com for any video installation inquiries and Alex Cooley at CooleyA@FloridaPanthers.com for any devices using RF.

Please note that in-game host or shooting positions for club staff and rightsholders must be requested and approved by Panthers PR staff at least 24 hours prior to puck drop.

PANTHERS VIDEO SHARE

Credentialed media will have access to the daily drop on Panthers Video Share. This is available at FloridaPanthers.com/pressbox. The video share will include b-roll from Panthers practices, games, community events and more as well as interview recordings with players, coaches and management staff. Please attribute Panthers Vision when using this footage in media coverage or attributing interviews viewed and used from the share.

PRESS ENTRANCE

The press entrance is located at the northwest corner of the Amerant Bank Arena, just to the left of the arena's loading docks. It will open an hour and a half before the start of each game & close 30 minutes after the game begins. After initial pick up, press credentials or prior RSVP will be required for building entry.

PRESS BOX ACCESS

To access the Press Box, please exit to the right of the Press Lounge and Media Entrance and proceed approximately 40 yards to the press express elevator. Take the press express elevator to the Sky View Level, which will open directly into the Press Box. Credential will be required to enter press level— no exceptions.

2023-24 MEDIA POLICIES & PROTOCOLS



PLAYER INTERVIEW ACCESS

Credentialed media will have access to approved media locations throughout the duration of the 2023-24 season. Approved Media Locations are subject to change.

When Locker Room access is given, a reminder that no live streaming is permitted at any time from within the locker room space. Credentialed media members are anticipated to adhere to a professional and journalistic code of conduct while in the locker room space, additionally adhering to all NHL policies.

Following the conclusion of each NHL practice and game, the Panthers will make a representative number of key Players and the Head Coach available for interviews.

Interview requests - Please email Adelyn at Adelyn@FloridaPanthers.com and Thomas Harding at HardingT@FloridaPanthers.com.

MEDIA PARKING

Parking is available for all credentialed media at Panthers home games at Amerant Bank Arena. Production lot access for the 2023-24 season will be granted on a listed, game-by-game basis. Overflow parking for the 2023-24 season will be accommodated on the 'media hill.'

Parking will be assigned to outlets as well as game-by-game credentials. Additional information will be communicated on an outlet-by-outlet basis.

PRESS MEALS

Meals may be purchased after signing in with Press Room food service staff in the event level press lounge.

INTERNATIONAL MEDIA ACCESS

To receive credential access for international outlets or groups covering the NHL for the first time, please first contact Dave Keon at dkeon@nhl.com for prior approval.

For already credentialed media seeking one-on-ones, please reach out to Adelyn at Adelyn@FloridaPanthers.com and Thomas at HardingT@FloridaPanthers.com to accommodate.

LIVE SHOT POLICIES FOR TV AND RIGHTSHOLDERS

Please arrange live shots prior to gameday with Panthers PR staff. The following locations are available with prior approval:

24 hours:

- Live Shots available outside of building

12 p.m.-1 hour prior to puck drop:

- 127 ADA Stage
- 109 Stage

12 p.m.-11:30 p.m.:

- Coors Light Cold Zone
- Pantherland

Live shots without prior arrangement or RSVP cannot be guaranteed.

PODCAST POLICY

If you are looking to record a podcast or other such video (NON-TV, Non Rightsholder) please reach out to Panthers PR to clear a location and time 48 hours prior to gameday.



Photo Credit: Carlton Ward Photography

VISION

To make a positive philanthropic impact on the South Florida community and beyond.

MISSION

The Florida Panthers Foundation was established to benefit the South Florida community by focusing on four priority areas:

- *Building the game of hockey for children and youth*
- *Supporting health and education initiatives for children*
- *Advocating for and supporting veterans' issues*
- *Raising awareness about the endangered Florida Panther*

WHO WE ARE

The Florida Panthers Foundation serves as the team's main charitable beneficiary. The vision of the Florida Panthers Foundation is to make a positive philanthropic impact on the South Florida community and beyond. Through partnerships, grants, and community programs, the Foundation focuses on four priorities, including growing the sport of youth hockey, children's health and education, veterans' affairs and raising awareness for the endangered Florida panther. Through the Foundation, the Florida Panthers organization supports exemplary South Florida nonprofit organizations that help make a positive impact in the local community.

PHILANTHROPY

Giving back to the community is the Foundation's #1 priority. Since the 2016-2017 season, the Florida Panthers Foundation has donated over \$6 million to over 150 organizations throughout the local community.



YOUTH HOCKEY

The Florida Panthers continue to grow the game in the South Florida community through various programming. The Florida Panthers offer Learn to Play for boys & girls ages 5-9 who have never participated in hockey before and receive 6-weeks of on ice training and free equipment to keep at an affordable cost in South Florida rinks. The Panthers also host a Floorball Program in over 500 schools in the tri-county area and beyond which introduces the sport to kids in their PE classes. The Panthers have seen a nearly 60% increase in youth participation over the past 10 years and continue to see increases.

COMMUNITY DRIVES

Throughout the season, the Florida Panthers hosts a number of charitable drives to benefit the South Florida community including food, toys, clothing, book drives, etc. Fans are encouraged to bring out items at select Florida Panthers home games to help support each initiative.

FUTURE GOALS

Future Goals is an online learning initiative that uses the fast-paced, exciting game of hockey as a learning vehicle for students to understand the real-world application of key science, technology, engineering, and Math (STEM) subject matters. The program also introduces students to significant future career opportunities that exist in STEM-related fields. Program, training and usage is FREE to all teachers/schools.

CATS IN THE COMMUNITY

The Florida Panthers are committed to the South Florida community through a variety of initiatives. The Panthers will deploy significant resources to engage South Florida families, current and potential fans and hockey players, to extend its reach through community-driven programs and fan outreach initiatives through grant recipients and local nonprofit partners.

HEROES AMONG US

'Heroes Among Us' has been a beloved program of the Florida Panthers Foundation since its inception in 2013. The program gives the South Florida community the opportunity to nominate and honor someone who has served or is currently serving in any branch of the United States military. After 10 years, the Panthers have honored over 400 members of the Military including over 75 WWII veterans, over 35 Vietnam War veterans and over 15 Korean War veterans to date.



VINCENT VIOLA

CHAIRMAN, OWNER & GOVERNOR

Vincent J. Viola is the Chairman, Owner and Governor of Sunrise Sports & Entertainment and the National Hockey League's Florida Panthers, as well as Chairman of the Florida Panthers Foundation. An entrepreneur, philanthropist, and veteran of the United States Army, Mr. Viola is a Brooklyn, N.Y. native and graduate of both the U.S. Military Academy at West Point and New York Law School. Mr. Viola is also Co-Founder and Chairman Emeritus of Virtu Financial, one of the nation's foremost providers of financial technology products and services, and former Chairman of the New York Mercantile Exchange (2001-2004).

Since his purchase of the Florida Panthers franchise in 2013, Mr. Viola's leadership, investments in the local community and dedication to growing the game of hockey in the State of Florida have not only transformed the team's on-ice performance—leading to a 2021-22 Presidents' Trophy win and a 2022-23 Prince of Wales Trophy—it helped to expand interest

in the sport across the Sunshine State while making a positive impact in the lives of South Floridians.

Under Mr. Viola's stewardship, the Florida Panthers Foundation has refocused its mission on serving veterans, in addition to investing in children's education, conserving the endangered Florida panther, and growing youth hockey with an emphasis on furthering diversity, inclusion, and access to the game. Since then, the Foundation has provided free educational programming for hundreds of local public schools and continues to serve the community through ongoing outreach programs, crisis relief efforts, grant programs, and partnerships with local 501c3 organizations.

Mr. Viola, who was recognized in 2021 by Sports Business Journal for his advocacy in diverse and inclusive hiring, is one of four team owners on the NHL's Executive Inclusion Council to combat racism and accelerate diversity. Under his leadership, the Panthers have continued to further these efforts both on and off the ice, including the revitalization of Fort Lauderdale's historic War Memorial Auditorium and construction of a two-sheet team practice and community ice facility—the Baptist Health IcePlex—which will host an array of community hockey and skating programs and increase access to the sport of hockey to thousands of tri-county residents.

A graduate of the U.S. Army Airborne, Air Assault, Infantry, and Ranger Schools, Mr. Viola served as an infantry officer in the 101st Airborne Division, and his dedication to the U.S. military additionally led to his creation of the Florida Panthers' Heroes Among Us program, which has honored hundreds of veterans, and counting, since its inception in 2013.

As Chairman of the New York Mercantile Exchange (NYMEX) from 2001-2004, Mr. Viola's decisive leadership, guidance, and untiring efforts were credited with leading NYMEX's reopening following the terrorist attacks on the World Trade Center on September 11, 2001. Mr. Viola's commitment to our nation's security led to his founding of the Combating Terrorism Center at West Point. In 2023, Mr. Viola received the Financial Innovation Award from the Museum of American Finance as the Co-Founder and Chairman Emeritus of Virtu Financial.

A life-long horse racing enthusiast and owner of St. Elias Stables, Mr. Viola owns the 2017 Kentucky Derby and Florida Derby-winning horse, Always Dreaming, the 2019 Breeder's Cup Classic winner, Vino Rosso, and the 2023 Florida Derby winner, Forte.

Mr. Viola and his wife, Teresa, have three sons - John, Michael, and Travis - and several grandchildren.





DOUG CIFU

VICE CHAIRMAN, PARTNER & ALTERNATE GOVERNOR

Douglas A. Cifu is the Vice Chairman, Partner, and Alternate Governor of Sunrise Sports & Entertainment (SSE), the National Hockey League's Florida Panthers, Amerant Bank Arena, and SSE's additional operating entities. He is also Chief Executive Officer of Virtu Financial, one of the nation's foremost providers of financial technology products and services, which he co-founded along with Panthers Owner, Chairman, and Governor Vincent J. Viola in 2008.

Prior to Virtu, Cifu practiced law for 18 years at the international law firm Paul, Weiss, Rifkind, Wharton & Garrison LLP, where he was a partner. While there, Cifu served as a member of the firm's Management Committee, Deputy Chairman of the Corporate Department, and Co-Head of the Private Equity Group. Highly regarded by his peers, Cifu was recognized by Chambers USA and The Legal 500 as a leading mergers and acquisitions lawyer for buyouts and private equity transactions.

A native of Syosset, N.Y., Cifu graduated magna cum laude with a Bachelor of Arts degree from Columbia University, where he was elected a member of the Phi Beta Kappa academic honor society, before completing his J.D. at Columbia Law School.

Cifu currently serves on the board of directors of the U.S. Chamber of Commerce and the board of visitors of Columbia College at Columbia University.

He resides in Jupiter, Fla. with his wife, Melissa Lautenberg Cifu, their daughter, Rachel, and son, Daniel.



MATT CALDWELL

PRESIDENT & CEO, ALTERNATE GOVERNOR

Matthew Caldwell is the President, Chief Executive Officer, and Alternate Governor of the National Hockey League's Florida Panthers. A U.S. Army veteran and former Vice President at Goldman Sachs, Caldwell first joined the Panthers as Chief Operating Officer in 2014. Just two years later, at age 36, Caldwell assumed the role of President & Chief Executive Officer, making him the youngest CEO in all of U.S. professional sports at the time.

Over the past several years, Caldwell's strategic efforts have played a pivotal role in the rebirth of the Florida Panthers—from building a front office team that continues to set franchise records in ticket sales, TV viewership, and sponsorship revenue, to onboarding Florida Panthers General Manager Bill Zito in 2020, whose transformational work led the team to its first Presidents' Trophy for most points in the 2021-22 regular season.

A graduate of the United States Military Academy at West Point, Caldwell went on to serve five years as a U.S. Army Captain where he conducted combat operations in Iraq, led peacekeeping operations in Kosovo, and trained soldiers preparing for deployment in Germany. During his military career, Caldwell was awarded a NATO Kosovo Military Medal, an Iraq Campaign Medal, and a Bronze Star Medal. Much in the way he diligently and selflessly served the country, Caldwell has continued to serve the Panthers franchise, pushing it towards great

success.

As President & CEO, Caldwell led the Panthers through the COVID-19 pandemic, both ensuring the jobs of all full-time employees while setting a new blueprint for safety ahead of fan return; in December 2020, the Panthers home arena became the NHL's first to achieve the prestigious WELL Health-Safety Rating, which serves as the global benchmark for safety in public spaces, and soon after welcomed fans back to the stands with a reimagined in-game experience focused on health and wellbeing.

In lockstep with Panthers ownership, Caldwell's servant leadership has catapulted the organization's commitment and outreach to the South Florida community—from providing free educational programming to thousands of local students and committing more than \$5 million to local nonprofits, to crisis relief efforts that have ranged from rebuilding a local family's home after a fire to sheltering and feeding thousands of community members at Panthers home arena during Hurricane Irma.

Under Caldwell's leadership, the Panthers have also placed a heightened emphasis on advancing diversity, inclusion, and access, both within the sport of hockey and the community beyond.

As an extension of this mission, Caldwell has played an instrumental role in the Panthers revitalization of Fort Lauderdale's iconic War Memorial Auditorium and construction of a new two-sheet team practice and community ice facility—the Baptist Health IcePlex—which will host an array of community hockey and skating programs and increase access to the sport to thousands of tri-county residents.

Caldwell was named as a South Florida Business Journal Ultimate CEO in 2021, and has also received 'Forty Under 40' recognition by both Sports Business Journal (2018) and South Florida Business Journal (2016). He is a member of the Greater Fort Lauderdale Alliance CEO Council, Broward Workshop Executive Committee, and Orange Bowl Committee, and serves as an advisor on the Broward College District Board.

Caldwell completed his J.D. degree from Northwestern University School of Law, his MBA from Northwestern Kellogg School of Management, and his Bachelor of Science degree from West Point. He resides in Fort Lauderdale with his wife, Fernanda, and their children, Flora and Pedro.



BILL ZITO

GENERAL MANAGER, ALTERNATE GOVERNOR

Bill Zito was named General Manager of the Florida Panthers on September 2, 2020.

He is responsible for the club's hockey operations, including all matters relating to player personnel, scouting and minor league operations.

Zito overhauled the Panthers roster in his first season at the helm, quickly transforming the Cats into one of the most dynamic and exciting teams in the National Hockey League. In 2020-21, the Panthers set franchise records for points percentage (.705), goals per game (3.36) and shots on goal per game (34.9) en route to a second-place finish in the Central Division standings and a berth in the Stanley Cup Playoffs.

In 2021-22, The Panthers stayed atop the NHL standings for much of the campaign to earn the club's third division title and first Presidents' Trophy. The Panthers once again set club marks in points percentage (.744), goals per game (4.11) and shots on goal per game (37.3), earning a franchise-best 58 wins and 122 points, which marked the fourth-most points by a team in League history. The 2021-22 Cats were the first team since 1995-96 to average over four goals per game, and their 337 goals were the most of any club over that span. The Panthers combined 95-32-11 regular season record tied for the best mark of any club over that span, as well. Between Zito's first two seasons, the club boasted a league-leading 525 goals and paced all clubs with an average 3.80 goals per game and 36.3 shots on goal per game. Florida's 0.7283 points percentage under Zito's first two seasons at the helm is the highest points percentage through the first two seasons of any general manager in NHL history among those who started a season with a club in that position.

Improving every season under Zito's leadership, the Panthers 2022-23 season was highlighted by the hiring of veteran Head Coach Paul Maurice, the blockbuster acquisition of Matthew Tkachuk, an Eastern Conference Championship and the franchise's first-ever win in the Stanley Cup Final. The Panthers clawed their way into the 2023 playoffs as an eighth-seed, finishing the season with 43 fewer points than their Round 1 opponent—the League's all-time winningest regular season Boston Bruins—and defeating them in seven games. The Panthers became the second-ever team to overcome a 3-1 series deficit to defeat the Presidents' Trophy winner in any round, the eighth team to defeat the Presidents' Trophy winner in the opening round of the Stanley Cup Playoffs, and the third to do so via a Game 7 victory. After eliminating the Bruins, the Cats went on a rampage of eight wins in nine games, defeating the Toronto Maple Leafs in five games and sweeping the regular season's second-best team, the Carolina Hurricanes, punching their ticket to the franchise's second Stanley Cup Final appearance.

Off the ice, Zito established a first-of-its kind Goaltending Excellence Department, focused on a comprehensive, integrated experience and program for all goalies in the Panthers system and headed by Hockey Hall of Famer and Special Advisor to the GM, Roberto Luongo.

Prior to joining the Panthers, Zito spent seven seasons with the Columbus Blue Jackets organization (2013-14 to 2019-2020), serving as assistant general manager for six seasons before his promotion in 2019 to vice president of hockey operations, associate general manager and alternate governor. In 2015-16, Zito was named general manager for Columbus' American Hockey League affiliate, the Cleveland Monsters (then Lake Erie Monsters).

During Zito's first season with the Monsters, the club posted a franchise-record 97 points in the regular season and won its first-ever Calder Cup Championship. The Monsters produced a 15-2 record in the 2016 Calder Cup Playoffs, the best record for a team in four rounds in AHL history.

On the international stage, the Milwaukee, Wisc., native served as general manager for Team USA at the 2018 IIHF World Championship, capturing a bronze medal and posting a 6-2-0-2 (W-OTW-OTL-L) record, tied for the best-ever by a U.S. team in tournament play. Zito also served as a member of the management team for the United States at the 2015 IIHF World Championship, winning a bronze medal.

Prior to his career as an NHL executive, Zito founded and built Acme World Sports in 1995, building it into a world-renowned talent agency for hockey players. He represented Vezina Trophy winners Tim Thomas and Tuukka Rask, Vezina Trophy finalist Antti Niemi, Selke Trophy winner John Madden and All-Stars Kimmo Timonen and Brian Rafalski. Zito graduated from Yale University in 1987, where he earned a bachelor's degree in history. While at Yale, he played three seasons for the Bulldogs Division I men's ice hockey team. Following his graduation, Zito played one season of professional hockey in Europe before returning home to Wisconsin, where he attended law school at the University of Wisconsin-Madison from 1990-93. There he served as a graduate assistant and assistant coach for the Badgers hockey team as well as a radio color commentator until he graduated with his JD degree in 1993.

While attending high school in Milwaukee, Zito served as bat boy for the 1981 and 1982 Milwaukee Brewers under legendary general manager Harry Dalton, who encouraged Zito to one day pursue a career in management. In 1982, the Brewers owned the best record in Major League Baseball and won the American League pennant before falling to the St. Louis Cardinals in seven games in the 1982 World Series.

Zito and his wife, Julie, are the parents of twin daughters, Frankie and Gigi and son, Billy.



LAUREN COCHRAN

CHIEF MARKETING OFFICER

Lauren Cochran was named the Chief Marketing Officer of the Florida Panthers in January of 2023.

In her role, Cochran oversees marketing, content, creative, social media, game presentation, retail and digital media for the hockey club, Amerant Bank Arena, Panthers IceDen and Ft. Lauderdale War Memorial.

In her first year with the Club, the team experienced recording breaking retail numbers on the heels of the Reverse Retro jersey launch and a deep playoff run and was among the top clubs in the NHL in social media growth.

Prior to joining the Panthers, Cochran spent 10 seasons with the Miami Heat, rising to be Chief of Digital Marketing for the organization. While with the Heat, Cochran led initiatives to expand e-commerce through dynamic, award-winning uniform campaigns and building out a digital marketing strategy that propelled corporate partnerships, ticket sales and retail success. Under her leadership, the Heat experienced sustained growth in both the club's digital presence and on social media through strategic and engaging content.

Cochran served seven years for the NHL's Philadelphia Flyers in roles ranging from sales and service to marketing and digital media.

A native of Richboro, Penn., Cochran graduated from George Washington University with a bachelor's degree in business administration in 2006.

She currently resides in Cooper City with her husband Elliot and three children.



BRYCE HOLLWEG

CHIEF OPERATING OFFICER

Bryce Hollweg was named the Chief Operating Officer of the Florida Panthers in July 2022 after serving as the organization's Executive Vice President since April 2021.

Hollweg oversees the organization's arena operations, food & beverage services, live entertainment, technology and the Panthers IceDen practice/recreational facility. He also oversees the War Memorial Auditorium revitalization in Fort Lauderdale.

Prior to joining the Panthers, Hollweg worked for the Aquilini Investment Group, serving as the Director of Information Technology for the Vancouver Canucks, and later, the Vice President & Managing Director for PH

Restaurants LP, operating 55 Pizza Hut and 12 Dairy Queen franchise locations in British Columbia, Canada.

Following his graduation from the United States Military Academy at West Point, where he earned a Bachelor of Science in Management and Captained the Army West Point NCAA D1 Hockey Team, Hollweg served 10 years as a US Army Officer. His military career included assignments in Belgium, Germany, Afghanistan and South Korea, and culminated as a Professor of Military Science and Leadership at Embry-Riddle Aeronautical University in Daytona Beach, Florida.

He received his Master of Arts in Information Technology Management from Webster University and Executive Leadership Certificate from Cornell University.

Hollweg currently resides in Fort Lauderdale with his wife, Margaret.



ROB STEVENSON

EXECUTIVE VICE PRESIDENT, PEOPLE & FACILITIES

Rob Stevenson was named Executive Vice President of People and Facilities in July 2022 after serving as the Florida Panthers Senior Vice President and General Manager of Sunrise Sports & Entertainment Facilities for one season.

Stevenson oversees operations, facilities management, human resources and event services for the Florida Panthers, Amerant Bank Arena and Panthers IceDen.

Prior to joining the organization, Stevenson served as the Vice President of Goldman Sachs Ayco Personal Financial Management. Most recently, he led Market Intelligence Recruitment efforts at global asset management firm

Point72.

After graduating from Navy Officer Candidate School, Stevenson served two tours in Afghanistan with SEAL Team TWO, earning a Bronze Star Medal, Joint Service Commendation Medal, Army and Navy Commendation Medals. He is currently a Commander serving as a SEAL in the US Navy Reserve.

Stevenson earned his BA in Political Science & Russian from Amherst College while serving as co-captain on the men's ice hockey team and his MBA from Yale School of Management.

Stevenson currently resides in Boca Raton, FL with his wife Kristen and their children Jackson, Fitzgerald, Milo and Luna.



JAMES SUH

CHIEF FINANCE OFFICER

James Suh joined the Panthers as Chief Financial Officer in January of 2023.

Suh oversees all aspects of Sunrise, Sports & Entertainment's financial, accounting and legal affairs.

Prior to joining the Panthers, Suh spent 11 years with Maple Leaf Sports and Entertainment (MLSE). In his role as MLSE's Vice President of Finance, Suh oversaw and managed all aspects of financial planning & analysis, accounting, and cash flows. He also held roles in accounting, FP&A and audit at The Canadian Tire Corporation, Unilever and PricewaterhouseCoopers, respectively.

A native of Toronto, Ontario, Suh is a graduate of the University of Toronto with a bachelor's degree in commerce.

Suh currently resides in Parkland, Florida with his wife Jen and three children Noelle, Nahum and Nolan.



SHAWN THORNTON

CHIEF REVENUE OFFICER

Shawn Thornton joined the Florida Panthers executive staff on June 1, 2017, after playing three seasons with the club (2014-15 to 2016-17) over his 20-year professional hockey career.

Thornton began his tenure in the Panthers front office as Vice President, Business Operations, then served as the organization's Senior Vice President before becoming Chief Commercial Officer in October 2020. He was promoted to Chief Revenue Officer in July 2022 overseeing the club's revenue-driving departments. During his tenure with the team, he's overseen the partnership leading to the Panthers' first jersey patch in franchise history as well as the naming rights and other large scale endeavors.

In his executive role with the Panthers, Thornton also leads the team's Ticket Sales and Service, Community Relations, Foundation and Corporate Partnerships departments.

A proactive leader within the organization, Thornton has contributed to many of the Panthers community efforts ranging from youth hockey to hurricane relief and played a major role in assisting Marjory Stoneman Douglas High School and its hockey team following the tragic events at the school on February 14, 2018.

A published author, Shawn penned his memoir **Fighting My Way To the Top** to tell the story of his hockey career.

He played in his final NHL game as a member of the Panthers on April 8, 2017, against the Buffalo Sabres. A two-time Stanley Cup champion (2007, 2011), the native of Oshawa, Ontario, appeared in 705 NHL games with the Panthers (2014-15 to 2016-17), Boston Bruins (2007-08 to 2013-14), Anaheim Ducks (2006-07) and Chicago Blackhawks (2002-03 to 2005-06) recording 102 points (42-60-102).

During his playing career with the Panthers, Thornton became the only player in professional hockey history to begin his career after expansion and play in over 700 NHL games and 600 American Hockey League games. He is the only player this century to record 10 fights, score 10 goals and win the Stanley Cup in the same season.

He founded the Shawn Thornton Foundation (@ThorntonFDN) in 2013 and serves as the Foundation's President and Director. The Shawn Thornton Foundation is dedicated to helping find cures for diseases close to his heart, specifically Parkinson's and cancer. Through his foundation, Thornton holds an annual 'Pucks and Punches for Parkinson's' golf event and does charitable work throughout Boston and South Florida.

Thornton resides in Parkland with his wife Erin and their daughters Nora and Ainsley.



Mark Zarthar

CHIEF STRATEGY OFFICER

Mark Zarthar was named Chief Strategy Officer of the Florida Panthers in January 2023.

Zarthar leads all Panthers' brand strategy, communications, business intelligence, ticket operations, and broadcast teams with an emphasis on long-term growth and innovation for the Florida Panthers, Amerant Bank Arena, Panthers IceDen and Ft. Lauderdale War Memorial.

Prior to joining the Panthers, Zarthar most recently held the role of Senior Vice President of Marketing for the NHL's Philadelphia Flyers where he led brand strategy, creative, digital media, advertising, in-game entertainment, merchandise, community relations and broadcasting for the Flyers and Wells Fargo Center. While with the Flyers, he launched On the Fly Productions, an in-house creative agency and 1,100-square-foot content studio, propelling an aggressive expansion of the organization's internal marketing capabilities.

Prior to his time in Philadelphia, Zarthar served as President of the Houston Astros' MiLB affiliate, the Fayetteville Woodpeckers. With the Woodpeckers, Zarthar oversaw the design, construction, and naming rights sale of Segra Stadium, a \$40.8 million sports and entertainment venue in Fayetteville's

Historic Downtown. He led all operations of the Fayetteville Woodpeckers' inaugural season, including ballpark operations, marketing, tickets, corporate partnerships, and more. For his work in launching the Woodpeckers, Business North Carolina recognized Zarthar as one of the state's 20 Most Influential Sports Executives. Segra Stadium was named "Ballpark of the Decade" by Ballpark Digest. Prior to his time with the Astros, Zarthar held various positions in sports marketing and brand management for AnheuserBusch InBev.

A Massachusetts native and graduate of the University of Richmond where he received a bachelor's degree in business administration, Zarthar holds an MBA from Northwestern University's Kellogg School of Management.

Zarthar lives in Fort Lauderdale, Fla. with his wife, Kathleen.



GREGORY CAMPBELL

ASSISTANT GENERAL MANAGER

Gregory Campbell was named Assistant General Manager in September 2023 after serving as the Vice President of Player Personnel & Development for the Florida Panthers and the General Manager of the Charlotte Checkers for three seasons.

Before joining Florida, Campbell spent four seasons as player development coach in the Columbus Blue Jackets organization.

A veteran of 803 NHL regular season games, Campbell was originally selected by Florida in the third round (67th overall) of the 2002 NHL Draft. He spent six seasons with the Panthers (2003-04 to 2009-10), registering 85 points (29-56-85) over 363 regular season games. As a player, Campbell won championships on the professional, major junior and international stages, including winning a Stanley Cup with the Boston Bruins in 2011 and Memorial Cup and Ontario Hockey League Championships with the Kitchener Rangers in 2003.



SUNNY MEHTA

ASSISTANT GENERAL MANAGER, HEAD OF ANALYTICS

Sunny Mehta was named Assistant General Manager and Head of Analytics in September 2023 after serving three seasons as the Florida Panthers Vice President of Hockey Strategy & Intelligence.

Mehta pioneered the first full-time analytics department in the NHL, serving as Director of Hockey Analytics for the New Jersey Devils for four seasons (2014-15 to 2017-18). He most recently held the position of Senior Data Scientist of Zeus Analytics. Mehta has consulted for the Washington Capitals (2019-20) and Arizona Coyotes (2010-11) and has consulted for six Major League Baseball (MLB) teams through a partnership with Zelus Analytics.

A native of Wyckoff, N.J., Mehta played varsity hockey for Ramapo High School in Franklin Lakes, N.J., and graduated from the University of Miami's Frost School of Music in 2000. Following his graduation, Mehta spent time as a professional musician and poker player and co-authored two bestselling books on poker strategy.

Following his professional poker career, he served as a Proprietary Derivatives Trader at Peak6 Capital Management at the Chicago Board of Trade.

Mehta received his master's degree in data science from City University of New York.



BRETT PETERSON

ASSISTANT GENERAL MANAGER

Brett Peterson was named the Assistant General Manager of the Florida Panthers on Nov. 17, 2020.

Peterson served as the Vice President of Hockey for Wasserman Media Group prior to joining the Panthers and has been a certified NHL player agent since 2009 with Wasserman/Acme World Sports.

A native of Northborough, Mass., Peterson played five years of professional hockey (2004-05 to 2008-09) as a defenseman in the American Hockey League (AHL), ECHL and the International Hockey League (IHL).

Prior to his professional career, Peterson played four seasons for Boston College (2000-01 to 2003-04), where he appeared in 157 games, posting 28 points (8-20-28) and won a NCAA National Championship in 2001 with the team.

Peterson serves as an advisor/consultant to the NextGEN AAA Foundation hockey team, a nonprofit organization that provides mentoring and hockey programs to underprivileged youth and underserved communities. The all-minority team won the 2020 Beantown Summer Classic Tournament.



ROBERTO LUONGO

SPECIAL ADVISOR TO THE GENERAL MANAGER

Roberto Luongo was named the Florida Panthers Special Advisor to the General Manager on Nov. 13, 2019.

Luongo oversees the Panthers Goaltending Excellence Department alongside Goaltending Consultant Francois Allaire.

Luongo spent 11 of his 19 NHL seasons with Florida, owning a number of Panthers franchise goaltending records including games played (572), wins (230) and shutouts (38). The five-time NHL All-Star ended his NHL playing career ranking second all-time in games played by a goaltender (1,044), third in wins (489) and ninth in shutouts (77). He is of only three goaltenders in NHL history to have played 1,000 NHL games.

The three-time Vezina Trophy finalist was selected by the New York Islanders in the first round (fourth overall) of the 1997 NHL Draft, Luongo appeared in 1,044 career NHL games for the NY Islanders (1999-00), Vancouver Canucks (2006-07 to 2013-14) and Florida (2000-01 to 2005-06, 2013-14 to 2018-19). During his time with the Canucks, Luongo reached the 2011 Stanley Cup Final and was awarded the William M. Jennings Trophy.

On the international stage, Luongo is a two-time Olympic Gold Medalist, helping backstop Team Canada to gold in 2010 and 2014. In his career with Canada at the IIHF World Championship, Luongo clinched gold at the 2003 and 2004 tournaments and also captured gold with Canada at the 2004 World Cup of Hockey.

On Oct. 29, 2019, Luongo was named to the Broward County Sports Hall of Fame and on March 7, 2020, Luongo became the first player in Panthers franchise history to have his jersey number (no. 1) retired.

In 2022, Luongo reached the pinnacle in personal hockey honors when he was inducted into the Hockey Hall of Fame in the Player Category. He became the fourth goaltender over the past 20 years to be elected on their first ballot.

Luongo resides in Parkland, Fla., with his wife, Gina, and their children, Gabriella and Gianni.



RICK DUDLEY

SENIOR ADVISOR TO THE GENERAL MANAGER

Rick Dudley was named Senior Advisor to the General Manager on Sept. 15, 2020

Dudley has over 45 years of experience in professional hockey and over 20 years of experience as an NHL executive. He rejoins the Panthers front office after most recently serving as the Senior Vice President of Hockey Operations for the Carolina Hurricanes for two seasons. The native of Toronto, Ontario served two seasons as the Panthers General Manager (2002-03 to 2003-04).

Dudley has held senior executive roles with Carolina (2018-19 to 2019-20), the Montreal Canadiens (2012-13 to 2017-18), Toronto Maple Leafs (2011-12), Atlanta Thrashers (2009-10 to 2010-11), Chicago Blackhawks (2004-05 to 2008-09), Florida Panthers (2002-03 to 2003-04), Tampa Bay Lightning (1999-00 to 2002-03) and Ottawa Senators (1998-99). He has held the position of General Manager for Atlanta, Florida, Tampa Bay and Ottawa.

Dudley spent three seasons as Head Coach of the Buffalo Sabres (1989-90 to 1991-92) and held GM and Head Coaching positions in the IHL, AHL and ACHL. He won the IHL Turner Cup Championship as GM of the Detroit Vipers in 1996-97 and was IHL Coach of the Year in 1987-88 with the Flint Spirits. He began his front office career in the ACHL with the Carolina Thunderbirds, serving as Owner, General Manager and Head Coach for four seasons (1982-83 to 1985-86).

He played in over 750 professional hockey games in the NHL, AHL, WHA, IHL and CHL. Undrafted, he played 309 career NHL games for the Buffalo Sabres (1972-73 to 1980-81) and Winnipeg Jets (1980-81), producing 174 points (75-99-174).



PAUL FENTON

SENIOR ADVISOR TO THE GENERAL MANAGER


Paul Fenton was named Senior Advisor to the General Manager on Sept. 15, 2020.

Fenton possesses over 20 years of NHL front office experience.

The native of Springfield, Mass., spent 20 years with the Nashville Predators organization, joining the franchise upon its inception as the Director of Player Personnel. Serving seven seasons in that role, Fenton was promoted to Assistant General Manager in 2006-07, a position he held until 2017-18. He also served as General Manager of Nashville's AHL affiliate, the Milwaukee Admirals for five seasons (2013-14 to 2017-18).

Most recently serving as a scout for the Columbus Blue Jackets, Fenton has served as General Manager of the Minnesota Wild (2018-19) and Team USA at the 2011 IIHF World Championship. He also served as Director of Player Personnel for Team North America at the 2016 World Cup of Hockey and as a professional scout (1993-94 to 1995-96) and Director of Pro Scouting (1996-97 to 1997-98) with the Mighty Ducks of Anaheim.

Undrafted, the Boston University alum, played professional hockey for 11 years, including eight seasons in the NHL. He played 411 career NHL games for the Hartford Whalers (1984-85 to 1985-86), New York Rangers (1986-87), Los Angeles Kings (1987-88 to 1988-89), Winnipeg Jets (1988-89 to 1990-91), Toronto Maple Leafs (1990-91), Calgary Flames (1990-91) and San Jose Sharks (1991-92), producing 183 points (100-83-183).



LES JACKSON

SENIOR ADVISOR TO THE GENERAL MANAGER

Les Jackson was named Senior Advisor to the General Manager in September 2023 after having spent three seasons as a professional scout for the Florida Panthers.

Before joining the Panthers, Jackson spent 32 seasons with the Dallas Stars/Minnesota North Stars franchise, serving in a multitude of hockey operations roles including co-general manager.

A Manning, Alberta, native, Jackson was drafted by the Boston Bruins in the fourth round (64th overall) of the 1972 NHL Draft. He played several seasons of minor league hockey before moving to coaching, including stints with the Tucson Icemen (IHL) and Brandon Wheat Kings (WHL). In Brandon, he also served as general manager for three seasons before

joining the North Stars organization.



PAUL KREPELKA

SENIOR VICE PRESIDENT, HOCKEY OPERATIONS

Paul Krepelka was named Senior Vice President, Hockey Operations in September 2023 after serving as Assistant General Manager of the Florida Panthers for three seasons.

Previously, Krepelka spent two seasons as the Vice President of Hockey Operations for the Carolina Hurricanes (2018-19 to 2019-20).

A native of Arlington, Mass., Krepelka spent 20 years as a sports agent including his time as co-founder and partner of Orr Hockey Group, helping it grow into a highly respected agency among NHL players.

A graduate of Princeton University where he played collegiate hockey, Krepelka played professionally in the ECHL for the Hampton Roads Admirals from 1991-92 to 1992-93, winning a Riley Cup with the Admirals in 1992. Krepelka earned his law degree from Suffolk University following his professional playing career.

PLAYER DEVELOPMENT



BRYAN MCCABE

Director of Player Personnel



MIKE RYAN

Manager of Player
Development



TOMI MAKI

European Development Coach



PATRIC HORNQVIST

Scouting and Development
Consultant

DATA SCIENCE



AIDAN CAIN

Senior Systems Architect



AMANDA WINKELMAYER

Data Engineer



HEATHER AHEARN

Executive Assistant to General Manager



BRADEN BIRCH

Director of Hockey Operations & Salary Cap Management



TOM BARK

Director of Hockey Operations & Player Evaluation



JEROME BURKE

Director of Hockey Administration



MIKE HUFF

Vice President of Player Engagement

GOALTENDING DEPARTMENT



LEO LUONGO

Director of Goaltending Development



FRANCOIS ALLAIRE

Goaltending Consultant



MAXIM OUELLET

Goaltending Consultant



JURGEN PENKER

European Goaltending Coach

AMATEUR SCOUTING STAFF



SHANE CHURLA
Director, Amateur Scouting



ADAM BEZAK
Amateur Scout



DILLON DONNELLY
Amateur Scout



JOSH MONK
Amateur Scout



KEN MORIN
Amateur Scout



BRETT TURNER
Amateur Scout



JEFF TWOHEY
Amateur Scout



JOAKIM HEDLUND
Head European Scout



TOMMI HUHTALA
Amateur Scout



ANDRÉ NIEC
European Scout



VADIM PODREZOV
European Scout



TOMMI SANTALA
European Scout

AMATEUR SCOUTING CONT.



RALFS BUKARTS

European Scouting Consultant

PROFESSIONAL SCOUTING



SEAN BACKMAN

Professional Scout



P.J. FENTON

Professional Scout



REID JACKSON

Professional Scout



DALTON PROUT

Professional Scout



PAUL MAURICE

HEAD COACH

Paul Maurice was named the head coach of the Florida Panthers on June 22, 2022. A veteran of 25 NHL seasons as a head coach, Maurice joined Florida after having spent nine seasons behind the bench with the Winnipeg Jets (2013-14 to 2021-22). He previously served as the head coach for the Hartford Whalers/Carolina Hurricanes (1995-96 to 2003-04, 2008-09 to 2011-12) and the Toronto Maple Leafs (2006-07 to 2007-08).

In his inaugural season in South Florida, Maurice steered the franchise to a Prince of Wales Trophy as well as the club's first win in the Stanley Cup Final, marking Maurice's second-career Stanley Cup appearance.

Previously, Maurice led the Carolina Hurricanes to the 2002 Stanley Cup Final and 2009 Eastern Conference Final and guided the Winnipeg Jets to the 2018 Western Conference Final.

Maurice, a native of Sault Ste. Marie, Ontario, has set numerous milestones throughout his extensive career behind an NHL bench. When he was first hired by the Hartford Whalers to serve as their head coach during the 1995-96 season, he became the then second youngest NHL head coach in League history. He owns the Winnipeg Jets franchise record for games coached (600) and wins (315) and was the youngest in League history to reach both 1,000 and 1,500 games as a head coach, and the second-youngest to earn 500 wins. Maurice is also one of three coaches to earn at least 300 wins with two different franchises.

Prior to his NHL head coaching career, Maurice spent two seasons (1993-94 to 1994-95) as head coach of the Detroit Jr. Red Wings of the Ontario Hockey League (OHL), culminating in an OHL championship in 1994-95.

Selected by the Philadelphia Flyers in the 12th round (252nd overall) of the 1985 NHL Draft, Maurice played four seasons with the Windsor Spitfires of the Ontario Hockey League from 1984-85 to 1987-88.

Maurice and his wife, Michelle, have three children: Sydney, Jake and Luke.





JAMIE KOMPON

ASSISTANT COACH

Jamie Kompon was named assistant coach of the Florida Panthers on August 10, 2022.

Kompon helped guide the team to the 2023 Stanley Cup Final in his first season as assistant coach.

He previously served as an assistant coach under Paul Maurice with the Winnipeg Jets from 2016-17 to 2021-22. He spent two seasons (2012-13 to 2013-14) as an assistant coach with the Chicago Blackhawks and six seasons (2006-07 to 2011-12) as an assistant coach with the Los Angeles Kings, winning back-to-back Stanley Cups with Los Angeles in 2012 and 2013. Kompon also spent nine seasons (1997-98 to 2005-06) with the St. Louis Blues organization, serving in various hockey operations roles including video coach, strength & conditioning coach, assistant coach and scouting coordinator.

Outside of the NHL, Kompon served as the general manager and head coach of the Portland Winterhawks of the Western Hockey League (WHL) during the 2014-15 and 2015-16 seasons, where Portland earned playoff berths in both seasons and reached the Western Conference Final in 2014-15. He also spent the 1996-97 season with the Baltimore Bandits of the American Hockey League (AHL) as an assistant coach.

On the international stage, Kompon served as video coach for Team Canada at the 2006 IIHF World Championship.

Kompon is a graduate of McGill University, where he skated four seasons (1985-86 to 1988-89) as a defenseman before spending two seasons (1989-90 to 1990-91) in the ECHL with the Hampton Roads Admirals, Cincinnati Cyclones and Winston-Salem Thunderbirds. His coaching career began when he served on the coaching staff at his alma mater from 1991-92 to 1995-96. In September 2023, he was inducted into the Northwestern Ontario Sports Hall of Fame.



SYLVIAN LEFEBVRE

ASSISTANT COACH

Sylvian Lefebvre was named assistant coach on August 10, 2022.

Lefebvre helped guide the team to the 2023 Stanley Cup Final in his first season as assistant coach.

Prior to joining the Panthers, he spent three seasons with the San Diego Gulls of the American Hockey League (AHL) as an assistant coach.

A veteran of more than 14 years as an NHL and AHL coach, Lefebvre previously served as head coach of the Laval Rocket (2017-18), St. John's IceCaps (2015-16 to 2016-17) and Hamilton Bulldogs (2012-13 to 2014-15), as well as assistant coach of the Colorado Avalanche (2009-10 to 2011-12) and Lake Erie Monsters (2007-08 to 2008-09).

Prior to his coaching career, Lefebvre appeared in 945 games as a defenseman with the New York Rangers (1999-00 to 2002-03), Colorado Avalanche (1995-96 to 1998-99), Quebec Nordiques (1994-95), Toronto Maple Leafs (1992-93 to 1993-94) and Montreal Canadiens (1989-90 to 1991-92) recording 184 points (30-154-184). He won the 1995-96 Stanley Cup as a member of the Avalanche.

Following his North American playing career, he skated in one season (2003-04) with SC Bern of the Swiss National League A, helping the club to a league championship.



TUOMO RUUTU

ASSISTANT COACH

Tuomo Ruutu was named assistant coach on June 29, 2021.

He joined the Panthers coaching staff after having spent the previous two seasons with the New York Rangers, serving as an assistant director of player development in 2020-21. The native of Vantaa, Finland, also served as an assistant coach with Team Finland at the 2019, 2020 and 2021 IIHF U20 World Junior Championships, earning a Gold Medal (2019) and a Bronze Medal (2021) coaching Panthers forward and fellow HIFK (Liiga) alum Anton Lundell.

Originally selected by the Chicago Blackhawks in the first round (ninth overall) of the 2001 NHL Draft, Ruutu amassed 346 points (148-198-346) over 735 NHL games with the Chicago Blackhawks (2003-04 to 2007-08), Carolina Hurricanes (2007-08 to 2013-14), and New Jersey Devils (2013-14 to 2015-16).

Prior to his NHL career, Ruutu recorded 72 points (30-42-72) over 129 games in Finland's Liiga between HIFK (1999-00 and 2002-03) and Jokerit (2000-01 to 2001-02).

As a player on the international stage, Ruutu earned 10 medals over 12 tournaments representing Finland: Gold Medals at the 2000 IIHF U18 World Championship and the 2011 IIHF World Championship, Silver Medals at the 2001 IIHF U20 World Junior Championship and 2007 IIHF World Championship, and Bronze Medals at the 2002 and 2003 IIHF U20 World Junior Championships, 2006 and 2008 IIHF World Championships, and 2010 and 2014 Winter Olympic Games.



MYLES FEE

ASSISTANT COACH

Myles Fee was named assistant coach on August 10, 2022.

Fee helped steer the Panthers to the 2023 Stanley Cup Final.

He joined the Panthers after spending the past three seasons as a video coach with the Buffalo Sabres. He previously served as assistant coach/video for the Charlotte Checkers from 2016-17 to 2018-19, including a Calder Cup championship in his final season.

The Dauphin, Manitoba native spent seven seasons as video coach for the Edmonton Oilers. He also served as video coach for Team Europe at the 2016 World Cup of Hockey.

Fee previously served as a video analyst with the New York Rangers for four seasons, and in team services during the 2005-06 season.



ROB TALLAS

GOALTENDING COACH

Robb Tallas has served as goaltending coach of the Panthers since the 2009-10 season and has coached and trained goaltenders including Roberto Luongo, Tomas Vokoun and Jose Theodore.

Undrafted, the native of Edmonton, Alberta, played 13 years of professional hockey including eight seasons in the NHL for the Boston Bruins (1995-96 to 1999-00) and Chicago Blackhawks (2000-01). Through his pro career, Tallas played in the AHL, ECHL, International Hockey League (IHL) and spent time overseas playing in Finland and Austria.

He founded the Robb Tallas Goalie Development school conducting camps at the Panthers IceDen in Coral Springs, Fla., and served as goaltending coach for Italy at the 2019 IIHF World Championship.

COACHING STAFF



JOHN CONGEMI
Assistant Video Coach



MAXIM IVANOV
Skills Coach

EQUIPMENT STAFF



TEDDY RICHARDS
Head Equipment Manager



DAKOTA KING
Assistant Equipment Manager



THOMAS ANDERSON
Assistant Equipment Manager



JOE WIECZEK
Assistant Equipment Manager

PERFORMANCE DEPARTMENT



CHRIS MCLELLAN

VP, Sports Performance &
Strength and Conditioning
Coach



MIKE JOYCE

Head Strength and
Conditioning Coach



ANTHONY MOORE

Assistant Strength and
Conditioning Coach

TRAINING STAFF



DAVE DINAPOLI

Head Athletic Trainer



BRIAN RIEDEL

Assistant Athletic Trainer



TIM WITTENAUER

Director of Sports Performance
& Rehabilitation



MIKE VALCY

Massage Therapist



DERICK ANDERSON

Director of Sports Psychology



CHARLOTTE CHECKERS

Bojangles' Coliseum
2700 E Independence Blvd,
Charlotte, NC 28205
(704) 372-3600
www.charlottecheckers.com

MEDIA CONTACTS

Vice President, Marketing and Communications Paul Branecky:
PaulBranecky@CharlotteCheckers.com

Director of Marketing and Communications Nick Niedzielski:
NickNiedzielski@CharlotteCheckers.com



FLORIDA EVERBLADES

Hertz Arena
11000 Everblades Pkwy
Estero, FL 33928
239-948-7825
www.floridaeverblades.com

MEDIA CONTACTS

Vice President, Marketing Adam Winslow: AdamW@FloridaEverblades.com



Patrick J. Kelly Cup

— Est. 1997 —



CONGRATULATIONS
E V E R B L A D E S
ON YOUR KELLY CUP WIN!



Players

F L O R I D A P A N T H E R S H O C K E Y C L U B



UVIS BALINSKIS 26



Position: Defense
Drafted: Undrafted
How Acquired: Signed to a 1-year, entry-level contract on April 18, 2023

Shoots: Left
Born: Aug. 1, 1996

Height: 6'0"
Weight: 196
Birthplace: Ventspils, LVA

2022-23 SEASON

- Recorded 35 points (11-24-35) over 50 GP with the Liberec White Tigers of the Czech Extraliga
- Led all Extraliga defensemen in goals and points, ranked third in league in assists
- Produced seven points (1-6-7) in 10 postseason games

INTERNATIONAL CAREER

- Represented Latvia at the 2022 Olympic Winter Games, collecting three points (0-3-3) over four contests
- Played for Team Latvia at the 2018, 2019 and 2021 IIHF World Championships
- Won bronze with Latvia at the 2021 IIHF World Championships
- Gold medal winner at the 2016 D1A U20 World Juniors Championship

CAREER REGULAR SEASON

SEASON	TEAM	LEAGUE	GP	G	A	P	+/-	PIM	PPG	SHG	GWG
2015-16	Dinamo Riga	KHL	1	0	0	0	-1	0	--	--	--
2016-17	Dinamo Riga	KHL	21	2	3	5	0	6	--	--	--
2017-18	Dinamo Riga	KHL	28	2	3	5	-8	4	--	--	--
2018-19	Dinamo Riga	KHL	37	1	10	11	-7	16	--	--	--
2019-20	Dinamo Riga	KHL	48	5	8	13	-13	20	--	--	--
2020-21	HC Litvinov	Czech Extraliga	48	5	12	17	0	18	--	--	--
2021-22	HC Litvinov	Czech Extraliga	42	9	14	23	8	22	--	--	--
2022-23	Liberec White Tigers	Czech Extraliga	50	11	24	35	3	22	--	--	--

CAREER HIGHLIGHTS

- Named KHL Rookie of the Week on Jan. 22, 2017
- Appeared in 140 Extraliga games between Liberec (2022-23) and HC Litvinov (2020-21 to 2021-22), amassing 75 points (25-50-75)
- Skated in parts of five seasons in the Kontinental Hockey League (KHL), logging 34 points (10-24-34) over 135 games with Dinamo Riga from 2015-16 to 2019-20

FIRSTS/SINGLE-GAME HIGHS/STREAKS

First NHL Game: --
First NHL Win: --
Most Goals, Single Game: --
Most Assists, Single Game: --
Most Points, Single Game: --
Most PIM, Single Game: --
Most Shots, Single Game: --
Longest Goal Streak: --
Longest Assist Streak: --
Longest Points Streak: --

CAREER PLAYOFFS

SEASON	TEAM	LEAGUE	GP	G	A	P	+/-	PIM	PPG	SHG	GWG
2020-21	HC Litvinov	Czech Extraliga	3	0	0	0	0	2	--	--	--
2022-23	Liberec White Tigers	Czech Extraliga	10	1	6	7	0	4	--	--	--



ALEKSANDER BARKOV

16



Position: Forward

Shoots: Left

Height: 6'3"

Weight: 215

Drafted: 2013 - 1st Rd (2nd overall) by FLA

Born: Sept. 2, 1995

Birthplace: Tampere, Finland

2022-23 SEASON

- Recorded 78 points (23-55-78) over 68 games while pacing the Cats in takeaways (56) and faceoff win percentage (54.9)
- Tied Matthew Tkachuk for the club lead in game-winning goals (6)
- Ranked 2nd on Florida with 11 assists and third on the team with 16 points (5-11-16) in the postseason
- 5-game playoff point streak from G5 at BOS - G2 at TOR
- 10-game point streak (2-14-16) from March 4 - 25
- Surpassed J. Huberdeau's franchise points record (614) on March 20 at DET
- Recorded 158th multi-point game, most in club history on

- March 4 vs. PIT
- Scored 600th career NHL point on Jan. 28 vs. BOS
- Career-high 11-game point streak (5-12-17) from Jan. 10 - 28
- Scored 67th career PPG to surpass S. Mellanby for club record on Dec. 29 vs. MTL
- Matched career-high 5 points (3-2-5), 1st period hat trick on Dec. 29 vs. MTL
- Skated in 614th NHL game, surpassing R. Dvorak for 3rd-most GP in FLA history on Nov. 20 at CBJ
- Skated in his 600th NHL game on Oct. 19 vs. PHI

CAREER HIGHLIGHTS

- Became franchise all-time leader in game-winning goals during the 2021-22 campaign
- Scored his 189th NHL goal, surpassing O. Jokinen for most in FLA history on Nov. 9, 2021 at NJD
- 2020-21 Frank J. Selke Trophy recipient, first Selke winner in club history
- Recorded seven points (1-6-7) over six playoff games vs. TBL in 2020-21, posting at least one point in each of the first five games
- Youngest European-born recipient of Lady Byng Memorial Trophy (2018-19). Has been a finalist for award three times
- Named 10th captain in Florida Panthers franchise history, Sept. 17, 2018
- Played in 2018, 2022 NHL All-Star Game
- Set a then-franchise record for single-season points (96), passing Pavel Bure (94, 1999-00), April 6, 2020 vs. NJD
- In 2018-19, posted personal bests in games played (82), goals (35), assists (61), points (96), power-play goals (13), power-play points (31) and shooting percentage (17.0)
- Played in his 500th NHL game, March 11, 2021 vs. CAR
- Ranks first in Panthers franchise history for goals scored in a shootout (23) and second in game-deciding shootout goals (7)
- In 2018-19, became one of only four Panthers in franchise history to reach 90 points in a season (Pavel Bure, Olli Jokinen, Jonathan Huberdeau)
- On Dec. 22, 2016, scored a goal from Jaromir Jagr's assist resulting in Jagr's 1,888th NHL point to place him second all-time in NHL points
- Scored first NHL hat trick, OT-GWG, Dec. 15, 2019 vs. TOR
- Scored first NHL overtime goal of his career on Oct. 13, 2016 vs. NJD
- Scored his first NHL goal on October 3, 2013 at DAL, becoming the youngest player in the post-1967 expansion era NHL to score a goal (18 yrs, 31 days)

First NHL Game: Oct. 3, 2013 at DAL

FIRSTS/SINGLE-GAME HIGHS/STREAKS

First NHL Goal: Oct. 3, 2013 at DAL
Most Goals, Single Game: 3 (4X), Last: Dec. 29, 2023 vs. MTL
Most Assists, Single Game: 5, March 8, 2019 vs. MIN
Most Points, Single Game: 5 (2X), Last: Dec. 29, 2023 vs. MTL
Most PIM, Single Game: 4 (4X), Last: March 4, 2023 vs. PIT
Most Shots, Single Game: 10 [2X], Last: Feb. 26, 2022 vs. EDM
Longest Goal Streak: 5 Games, Oct. 30 - Nov. 10, 2019
Longest Assist Streak: 7 games, March 10 - 23, 2023
Longest Point Streak: 10 games, March 4 - 24, 2023



ALEKSANDER BARKOV 16

CAREER REGULAR SEASON

SEASON	TEAM	LEAGUE	GP	G	A	P	+/-	PIM	PPG	SHG	GWG
2010-11	Tappara Jr.	FIN - Jr.	25	5	12	17	-	6	-	-	-
2011-12	Tappara Jr.	FIN - Jr.	5	2	3	5	-	2	-	-	-
2011-12	Tappara	SM-Liiga	32	7	9	16	-	4	-	-	-
2012-13	Tappara	SM-Liiga	53	21	27	48	-	8	-	-	-
2013-14	FLORIDA	NHL	54	8	16	24	-3	10	3	0	1
2014-15	FLORIDA	NHL	71	16	20	36	-4	16	3	0	3
2015-16	FLORIDA	NHL	66	28	31	59	18	8	0	0	8
2016-17	FLORIDA	NHL	61	21	31	52	13	10	3	0	5
2017-18	FLORIDA	NHL	79	27	51	78	9	14	5	5	3
2018-19	FLORIDA	NHL	82	35	61	96	-3	8	13	1	5
2019-20	FLORIDA	NHL	66	20	42	62	2	18	7	0	2
2020-21	FLORIDA	NHL	50	26	32	58	12	14	7	1	6
2021-22	FLORIDA	NHL	67	39	49	88	36	18	12	4	5
2022-23	FLORIDA	NHL	68	23	55	78	10	8	8	1	6
	FLA TOTALS		664	243	388	631	90	124	70	12	44
	NHL TOTALS		664	243	388	631	90	124	70	12	44

CAREER PLAYOFFS

SEASON	TEAM	LEAGUE	GP	G	A	P	+/-	PIM	PPG	SHG	GWG
2012-13	Tappara	SM-Liiga	5	0	5	5	-	2	-	-	-
2015-16	FLORIDA	NHL	4	2	1	3	-2	2	0	0	0
2019-20	FLORIDA	NHL	4	1	3	4	0	2	1	0	0
2020-21	FLORIDA	NHL	6	1	6	7	-8	2	1	0	0
2021-22	FLORIDA	NHL	10	2	5	7	3	4	0	0	1
2022-23	FLORIDA	NHL	21	5	11	16	5	10	0	0	0
	FLA TOTALS		47	11	26	37	-2	20	2	0	1
	NHL TOTALS		47	11	26	37	-2	20	2	1	1

JUNIOR CAREER

- Posted 45 points (20-25-45) in first season of U16 hockey with Tappara
- Won bronze medal with Tappara U16 in 2010-11 and led playoffs with 17 assists

INTERNATIONAL CAREER

- Earned Silver Medal with Finland at 2016 IIHF World Championship
- Represented Finland at the 2016 World Cup of Hockey
- Earned Bronze Medal with Finland at 2014 Sochi Olympic Winter Games
- On January 2, 2012, became the second-youngest player to score a goal at the IIHF World Junior Championship

PERSONAL

- Nicknames are "Sasha" and "Barky"
- Twitter: @BarkovSasha95, Instagram: BarkovSasha
- Can speak three languages: English, Finnish and Russian
- Father Alexander Barkov played hockey professionally in Russia, Italy and Finland
- When away from the rink he enjoys playing basketball, tennis and video games
- Became part owner of Tappara Tampere (Liga) in 2020

ACCOLADES

2022 NHL All-Star Game
 2020-21 Frank J. Selke Trophy
 2018-19 Lady Byng Memorial Trophy
 2018 NHL All-Star Game
 2016 IIHF World Championship Silver Medal
 2014 Olympic Bronze Medal
 2012-13 Liiga Silver Medal



SAM BENNETT

9



Position: Forward

Shoots: Left

Height: 6'1"

Weight: 195

Drafted: 2014 - 1st Rd (4th overall) by CGY

Born: June 20, 1996

Birthplace: Holland Landing, ON

How Acquired: Traded with 2022 6th round pick in exchange for Emil Heineman and a 2022 2nd round pick on April 12, 2021

2022-23 SEASON

- Ranked 5th on Florida with 15 points (5-10-15) in the playoffs, led FLA forwards with 84 hits
- Posted a career-high 24 assists (16-24-40) in the regular season, led FLA forwards with 150 hits
- Assisted GWG, including two in OT, in each of the first three ECF

CAREER HIGHLIGHTS

- Led all Panthers skaters with 241 SOG during the 2021-22 campaign
- Scored 100th NHL goal/200th NHL point with 7th GWG of the season on April 8, 2022 vs. BUFF
- Set club record for most points by a Panther in their first 10 games with the club (6-9-15), recording at least one point in 13 of his last 14 total games played (6-14-20) in 2020-21
- Recorded five points (1-4-5) over five playoff games vs. TBL, including points in four consec. games from May 16-24
- Led CGY with eight points (5-3-8) in 10 playoff games in 2019-20
- Skated in his 400th career NHL game on April. 4, 2021 vs. TOR
- Notched the 100th point of his career on Dec. 20, 2018 vs. TBL
- Notched the second four-point game (1-3-4) of his career on Dec. 17, 2017 at VAN
- Led all CGY rookies with 36 points (18-18-36) in 2015-16
- Became the youngest Flames player to record a hat trick and the third-youngest NHL player to ever notch a four-goal game on Jan. 13, 2016 vs. FLA
- Scored his 1st ever game winning goal on Nov. 7, 2015 vs. PIT
- Scored his first NHL goal on Oct. 28, 2015 at OTT
- Made his NHL postseason debut in 2014-15 and featured in all 11 of CGY's games
- Played his first career NHL game and had an assist for his first point on Apr. 11, 2015 at WPG

FIRSTS/SINGLE-GAME HIGHS/STREAKS

First NHL Game: April 11, 2015 at WPG

First NHL Goal: Oct. 28, 2015 at OTT

Most Goals, Single Game: 4, Jan. 13, 2016 vs. FLA

Most Assists, Single Game: 3 (4X), Last: Dec. 3, 2022 at SEA

Most Points, Single Game: 4 (3X), Last: Jan. 14, 2022 vs. DAL

Most PIM, Single Game: 17 (2X), Last: April 19, 2021 vs. CBJ

Most Shots, Single Game: 10, Jan. 1, 2022 vs. MTL

Longest Goal Streak: 4 Games, Jan. 14 - Jan. 20, 2022

Longest Assist Streak: 5 Games, Last: April 2 - April 17, 2021

Longest Point Streak: 7 Games, April 2 - April 20, 2021

contests vs. CAR

- Tied career high w/ 3 assists, Dec. 3 at SEA
- Skated in 500th NHL game, Nov. 17 vs. DAL
- 3-game goal/point streak (4-1-5), Nov. 6-12
- Posted 7 SOG, Oct. 29 vs. OTT

JUNIOR CAREER

- Played three seasons (2012-13 to 2014-15) for the Kingston Frontenacs, amassing 155 points (65-90-155) over 128 games
- Led the Frontenacs goals (36), assists (55), and points (91) and also had the highest plus/minus among forwards (+34) in 2013-14



SAM BENNETT 9

CAREER REGULAR SEASON

SEASON	TEAM	LEAGUE	GP	G	A	P	+/-	PIM	PPG	SHG	GWG
2012-13	Kingston Frontenacs	OHL	60	18	22	40	-2	87	-	-	-
2013-14	Kingston Frontenacs	OHL	57	36	55	91	34	118	-	-	-
2014-15	Kingston Frontenacs	OHL	11	11	13	24	4	14	-	-	-
2014-15	CALGARY	NHL	1	0	1	1	-1	0	3	0	0
2015-16	CALGARY	NHL	77	18	18	36	-11	37	4	0	2
2016-17	CALGARY	NHL	81	13	13	26	-16	75	1	0	0
2017-18	CALGARY	NHL	82	11	15	26	-18	59	4	0	1
2018-19	CALGARY	NHL	71	13	14	27	-6	93	0	0	2
2019-20	CALGARY	NHL	52	8	4	12	-1	36	0	0	0
2020-21	CALGARY	NHL	38	4	8	12	-14	19	1	0	1
2020-21	FLORIDA	NHL	10	6	9	15	12	33	1	0	3
2021-22	FLORIDA	NHL	71	28	21	49	27	74	5	0	7
2022-23	FLORIDA	NHL	63	16	24	40	5	54	4	0	3
	FLA TOTALS		144	50	30	104	44	161	10	0	13
	NHL TOTALS		546	117	127	244	-23	480	22	0	19

CAREER PLAYOFFS

SEASON	TEAM	LEAGUE	GP	G	A	P	+/-	PIM	PPG	SHG	GWG
2012-2013	Kingston	OHL	4	0	3	3	-9	2	0	0	0
2013-2014	Kingston	OHL	7	5	4	9	2	18	1	0	0
2014-2015	CALGARY	NHL	11	3	1	4	-3	8	0	0	1
2016-2017	CALGARY	NHL	4	2	0	2	-1	4	1	0	0
2018-2019	CALGARY	NHL	5	1	4	5	0	16	1	0	0
2019-2020	CALGARY	NHL	10	5	3	8	4	10	2	0	0
2020-2021	FLORIDA	NHL	5	1	4	5	0	8	0	0	0
2021-22	FLORIDA	NHL	10	1	2	3	1	12	0	0	0
2022-23	FLORIDA	NHL	20	5	10	15	5	60	1	0	0
	FLA TOTALS		35	7	16	23	6	80	1	0	0
	NHL TOTALS		65	18	24	42	6	118	5	0	1

INTERNATIONAL CAREER

- Won a Gold Medal with Canada at the 2013 World U18 Championship, recording seven points (3-4-7) over seven tournament games.

ACCOLADES

- 2014 OHL Third All-Star Team
- 2014 Hlinka Memorial Gold Medal
- 2014 CHL Top Draft Prospect Award
- 2013 IIHF WJC Gold Medal
- 2013 OHL Second All-Rookie Team
- 2012 OHL Cup Silver Medal





SERGEI BOBROVSKY⁷²



Position: Goaltender

Drafted: Undrafted

How Acquired: Signed to a seven-year contract, July 1, 2019

Catches: Left

Born: Sept. 20, 1988

Height: 6'2"

Birthplace: Novokuznetsk, Russia

Weight: 182

2022-23 SEASON

- Posted a .966 save percentage and 1.12 goals against average over four games against the Hurricanes in the ECF
- 7-game road win streak from G5 at BOS to G2 at CAR, the 3rd-longest personal road win streak in the postseason in NHL history
- Posted first career postseason shutout in G3 of ECF vs. CAR
- Set FLA franchise record in saves (63), including all 55 at even strength, in G1 of ECF at CAR
- Led FLA with 50 appearances, 24 wins in the regular season
- 13 consecutive starts from Feb. 14 - March 20
- Earned 102nd win w/ FLA, 3rd-most in FLA history on March 10 vs. CHI
- Earned 354th win, passing E. Nabokov for most by RUS-born goaltender on Feb. 28 at TBL
- Earned 350th NHL win on Feb. 9 vs. SJS
- Stopped all 22 shots he faced for 1st shutout of the season on Dec. 13 vs. CBJ
- Stopped a season-high 41 shots against on Nov. 15 vs. WSH
- Appeared in his 600th NHL game on Nov. 5 vs. LAK

CAREER HIGHLIGHTS

- Two-Time Vezina Trophy Winner (2012-13, 2016-17)
- Played in 2017 NHL All-Star Game, selected to 2015 NHL All-Star Game
- Named to NHL First All-Star Team (2013, 2017)
- Led the NHL with .931 save percentage in 2016-17
- Led FLA goaltenders in games played (31), wins (19), saves (847), and SH save percentage (.952) in 2020-21
- Has reached 30 wins in a season six times and five shutouts in a season four times
- Helped lead CBJ to the second round of the 2019 Stanley Cup Playoffs, posting six wins and a .925 save percentage over 10 games played
- In 2018-19, led NHL with nine shutouts, logged 37 wins for second consecutive season, third straight season with 35-plus wins
- Made career-high/CBJ franchise high 46 saves in a shutout on March 15, 2019 vs. CAR
- Named NHL 1st Star of Week (Dec. 23, 2018) after posting 4-0-0, 1.00 GAA and .970 SV%
- Played in 500th career NHL game on Feb. 10, 2020 at PHI
- Had a 12-game regulation unbeaten streak (10-0-2) from Feb. 26 to Mar. 28, 2017 with a 1.07 GAA, .968 SV% and four shutouts
- Won 14-straight contests from Nov. 29, 2016 to Jan. 3, 2017, tied

for the second-longest win streak in NHL history

- Helped lead CBJ to the second round of the 2019 Stanley Cup Playoffs, posting six wins and a .925 save percentage over 10 games played
- Notched 100th NHL win with CBJ on Oct. 22, 2016 at DAL
- Made 36 saves to earn his 100th NHL win, Nov. 15, 2014 vs. SJS
- Holds CBJ regular season records for lowest goals-against average (2.00) and highest save percentage (.932) in a season (2012-13)
- Played professionally for Metallurg Novokuznetsk organization (KHL - Russia) prior to NHL career and played 24 games for SKA St. Petersburg in 2012-13



FIRSTS/SINGLE-GAME HIGHS/STREAKS

First NHL Game: Oct. 7, 2010 at PIT

First NHL Win: Oct. 7, 2010 at PIT

First NHL Shutout: March 9, 2013 vs. DET

Most Saves, Single Game: 52, Dec. 4, 2014 at FLA

Most Shots Faced, Single Game: 55, Dec. 4, 2014 at FLA

Most Goals Allowed: 8 (2X), Last: Dec. 4, 2018 vs. CGY

Longest Win Streak: 14 Games, Nov. 29, 2016 - Jan. 3, 2017

SERGEI BOBROVSKY⁷²

CAREER REGULAR SEASON

Season	Team	League	GP	W	L	OT	SO	GA	SA	Sv%	GAA	MIN
2006-07	Novokuznetsk	KHL	8	--	--	--	0	13	--	--	2.78	280
2007-08	Novokuznetsk	KHL	24	--	--	--	1	57	--	--	2.97	1,153
2008-09	Novokuznetsk	KHL	32	--	--	--	1	69	--	--	2.53	1,636
2009-10	Novokuznetsk	KHL	35	--	--	--	1	89	--	--	2.72	1,964
2010-11	PHILADELPHIA	NHL	54	28	13	8	0	130	1,527	0.915	2.58	3,017
2011-12	PHILADELPHIA	NHL	29	14	10	2	0	78	769	0.899	3.02	1,550
2012-13	SKA St. Petersburg	KHL	24	18	3	--	4	46	--	--	1.94	1,420
2012-13	COLUMBUS	NHL	38	21	11	6	4	74	1,084	0.932	2	2,219
2013-14	COLUMBUS	NHL	58	32	20	5	5	131	1,699	0.923	2.38	3,299
2014-15	COLUMBUS	NHL	51	30	17	3	2	134	1,632	0.918	2.69	2,994
2015-16	COLUMBUS	NHL	37	15	19	1	1	97	1,049	0.908	2.75	2,116
2016-17	COLUMBUS	NHL	63	41	17	5	7	127	1,854	0.931	2.06	3,708
2017-18	COLUMBUS	NHL	65	37	22	6	5	158	1,993	0.921	2.42	3,912
2018-19	COLUMBUS	NHL	62	37	24	0	1	153	1,756	0.913	2.58	3,557
2019-20	FLORIDA	NHL	50	23	19	6	1	151	1,505	0.9	3.23	2,805
2020-21	FLORIDA	NHL	31	19	8	2	0	88	935	0.906	2.91	1,816
2021-22	FLORIDA	NHL	54	39	7	3	3	137	1,566	0.913	2.67	3,082
2022-23	FLORIDA	NHL	50	24	20	3	1	145	1,466	0.901	3.07	2,834
	FLA TOTALS		185	105	54	14	5	521	5,472	0.905	2.97	10,538
	NHL TOTALS		642	360	207	51	38	1,603	18,835	0.915	2.61	36,910

CAREER PLAYOFFS

Season	Team	League	GP	W	L	SO	GA	SA	Sv%	GAA	MIN
2006-07	Novokuznetsk	KHL	1	--	--	--	--	--	0.875	4.02	--
2009-10	Medvedi	MHL	12	--	--	--	--	--	0.929	2.13	--
2010-11	PHILADELPHIA	NHL	6	0	2	0	10	81	0.877	3.23	186
2011-12	PHILADELPHIA	NHL	1	0	0	0	5	18	0.722	8.13	37
2013-14	COLUMBUS	NHL	6	2	4	0	20	218	0.908	3.18	378
2016-17	COLUMBUS	NHL	5	1	4	0	20	170	0.882	3.88	309
2017-18	COLUMBUS	NHL	6	2	4	0	22	221	0.9	3.18	415
2018-19	COLUMBUS	NHL	10	6	4	0	25	333	0.925	2.41	623
2019-20	FLORIDA	NHL	4	1	3	0	12	121	0.901	3.07	234
2020-21	FLORIDA	NHL	3	1	2	0	10	63	0.841	5.33	112
2021-22	FLORIDA	NHL	10	4	6	0	27	303	0.911	2.70	600
2022-23	FLORIDA	NHL	19	12	6	0	54	639	0.915	2.78	1,164
	FLA TOTALS		36	18	17	0	103	1,126	0.892	3.47	2,111
	NHL TOTALS		70	29	35	0	308	2,167	0.905	3.03	4,059

INTERNATIONAL CAREER


- Won IIHF World Championship gold medal (2014), silver medal (2015) and bronze medal (2016) with Russia
- Was named IIHF World Championship best goaltender in 2014, leading the tournament with a .950 save percentage and 1.13 goals against average
- Represented Russia at the 2014 Olympic Winter Games and 2017 World Cup of Hockey
- Earned bronze medal with Russia at the 2008 IIHF World Junior Championship

PERSONAL

- Nickname is "Bob"
- His favorite movie is "Gladiator"
- His favorite holiday is New Year's
- Resides in Fort Lauderdale with his wife, Olya and daughter, Carolina

ACCOLADES

- 2016-17 Vezina Trophy
- 2017 NHL All-Star Game
- 2017 NHL First All-Star Team
- 2016 IIHF World Championship Bronze Medal
- 2015 IIHF World Championship Silver Medal
- 2015 NHL All-Star Game (selected, did not play)
- 2015 IIHF World Championship Silver Medal
- 2014 IIHF World Championship Gold Medal
- 2014 IIHF World Championship Best Goaltender
- 2012-13 Vezina Trophy
- 2012-13 NHL First All-Star Team
- 2008 IIHF World Junior Championship Bronze Medal



NICK COUSINS

21



Position: Forward

Shoots: Left

Height: 5'11"

Weight: 192

Drafted: 2011 - 3rd Rd (68th overall) by PHI

Born: July 20, 1993

Birthplace: Belleville, ON

How Acquired: Signed by Florida as an unrestricted free agent on July 13, 2022

2022-23 SEASON

- Scored the series-clinching OT goal in Game 5 of second round at TOR
- Produced seven points (2-5-7) in the playoffs
- Registered third straight regular season w/ at least 30 points (9-18-27)
- Notched 100th NHL assist on March 7 vs. VGK
- Skated in his 500th career NHL game on Feb. 18 at NSH
- Scored his first goal with FLA on Nov. 9 vs. CAR

CAREER HIGHLIGHTS

- Appeared in his 400th NHL game Dec. 12, 2021 at NYR
- Reached the Western Conference Final w/ VGK in 2019-20
- Posted a career-high 27 points (7-20-27) and 144 shots on goal over 81 games with Arizona in 2018-19
- Named to the 2015-16 AHL All-Star Game during a campaign where he posted 38 points (12-26-38) over 36 games with the Lehigh Valley Phantoms
- AHL Player of the Month for January 2015

CAREER REGULAR SEASON

SEASON	TEAM	LEAGUE	GP	G	A	P	+/-	PIM	PPG	SHG	GWG
2009-10	Soo Greyhounds	OHL	67	11	21	32	-7	34	--	--	--
2010-11	Soo Greyhounds	OHL	68	29	39	68	-14	56	--	--	--
2011-12	Adirondack Phantoms	AHL	1	0	0	0	0	0	--	--	--
2011-12	Soo Greyhounds	OHL	65	35	53	88	1	88	--	--	--
2012-13	Adirondack Phantoms	AHL	7	0	1	1	-1	2	--	--	--
2012-13	Soo Greyhounds	OHL	64	27	76	103	19	83	--	--	--
2013-14	Adirondack Phantoms	AHL	74	11	18	29	-9	47	--	--	--
2014-15	PHILADELPHIA	NHL	1	0	0	0	1	2	0	0	0
2014-15	Lehigh Valley Phantoms	AHL	64	22	34	56	2	73	--	--	--
2015-16	PHILADELPHIA	NHL	36	6	5	11	5	4	0	0	1
2015-16	Lehigh Valley Phantoms	AHL	38	12	26	38	13	45	--	--	--
2016-17	PHILADELPHIA	NHL	60	6	10	16	-6	31	1	0	0
2017-18	ARIZONA	NHL	71	12	7	19	-7	31	1	0	1
2018-19	ARIZONA	NHL	81	7	20	27	-8	35	1	0	2
2019-20	MONTREAL	NHL	58	9	13	22	1	33	2	0	0
2019-20	VEGAS	NHL	7	1	2	3	-1	2	1	0	0
2020-21	NASHVILLE	NHL	52	5	13	18	4	41	0	0	1
2021-22	NASHVILLE	NHL	68	9	13	22	-8	31	3	0	1
2022-23	FLORIDA	NHL	79	9	18	27	-1	38	0	0	2
	FLORIDA TOTALS		79	9	18	27	-1	38	0	0	2
	NHL TOTALS		523	64	101	165	-20	248	9	0	8

CAREER PLAYOFFS

SEASON	TEAM	LEAGUE	GP	G	A	P	+/-	PIM	PPG	SHG	GWG
2009-10	Soo Greyhounds	OHL	5	0	1	1	-5	2	--	--	--
2012-13	Soo Greyhounds	OHL	6	3	3	6	-2	12	--	--	--
2015-16	PHILADELPHIA	NHL	6	0	0	0	0	2	0	0	0
2019-20	VEGAS	NHL	17	0	5	5	0	22	0	0	0
2020-21	NASHVILLE	NHL	4	2	0	2	-1	2	1	0	0
2021-22	NASHVILLE	NHL	3	0	0	0	-4	0	0	0	0
2022-23	FLORIDA	NHL	21	2	5	7	0	16	0	0	1
	FLORIDA TOTALS		21	2	5	7	0	16	0	0	1
	NHL TOTALS		51	4	10	14	-5	42	1	0	1

FIRSTS/SINGLE-GAME HIGHS/STREAKS

First NHL Game: March 17, 2014 at VAN

First NHL Goal: Feb. 11, 2016 vs. BUF

Most Goals, Single Game: 2 (3X), Last: Jan. 18, 2020 vs. VGK

Most Assists, Single Game: 2 (7X), Last: Nov. 20, 2022 at CBJ

Most Points, Single Game: 3 (3X), Last: March 13, 2022 at MIN

Most PIM, Single Game: 12 (2X), Last: April 19, 2021 vs. CHI

Most Shots, Single Game: 6 (4X), Last: Oct. 24, 2019 vs. SJS


Longest Goal Streak: 2 Games (3X), Last: Dec. 30, 2021-Jan 1, 2022

Longest Assist Streak: 3 Games, Feb. 7-12, 2019

Longest Point Streak: 5 Games, April 23-May 10, 2021

JUNIOR CAREER

- Played 4 seasons (2009-10 to 2012-13) with the Soo Greyhounds (OHL), amassing 291 points (102-189-291) over 264 games
- Led the Greyhounds with 103 points (27-76-103) in his final campaign in 2012-13



AARON EKBLAD

5



Position: Defense

Shoots: Right

Height: 6'4"

Weight: 220

Drafted: 2014 - 1st Rd (1st overall) by FLA

Born: Feb. 7, 1996

Birthplace: Windsor, ON

2022-23 SEASON

- Posted eight points (2-6-8) in the playoffs and ranked 2nd among FLA d-men with 14 goals (14-24-38) in the regular season
- Surpassed R. Svehla for most playoff points by a FLA d-man with assist in G3 of the Stanley Cup Final vs. VGK
- Career-high 7-game point streak (1-6-7) from March 27 - April 6
- 6th career multi-goal game, surpassing R. Svehla for most by FLA d-man on March 15 vs. MTL
- Skated in his 600th NHL game on Feb. 14 at STL

CAREER HIGHLIGHTS

- Florida's all-time leader in goals and points by a defenseman
- Career-high four points (2-2-4), two PPGs, passed R. Svehla (26) for most PPGs by FLA D-man in franchise history, March 4, 2021 at NSH
- Selected to play in two NHL All-Star Games (2015, 2016)
- 2014-15 Calder Memorial Trophy Winner
- Named to 2014-15 NHL All-Rookie Team
- Tied with Jason Garrison for Panthers franchise single-season goals by a defenseman record (16, 2017-18)
- Owns Panthers record for game-winning goals by a defenseman (21)
- Owns Panthers franchise single-season records among defensemen in game-winning goals (4, 2014-15, 2015-16, 2017-18) and shots (225, 2016-17)
- In 2019-20, tied for first in the NHL for shifts per game (30.1)
- Scored his 62nd NHL goal, breaking franchise record for goals by a defenseman, Jan. 19, 2020 at NSH
- In his first NHL season, led all rookie defensemen in goals (12), PPGs (6), PP points (13) and shots (170), while ranking 2nd in assists (27) and points (39)
- Owns Panthers rookie defensemen records for goals, assists and points
- In 2014-15 became the third-highest scoring defenseman in NHL history to begin his career as an 18-year old, trailing only Phil Housley (66) and Bobby Orr (41)

- 574th game, surpassed R. Svehla for most by a FLA d-man on Dec. 15 vs. PIT
- Notched 202nd assist, surpassing K. Yandle for 2nd most by FLA d-man on Dec. 8 vs. DET
- Logged 611th blocked shot, most in FLA history on Dec. 6 at WPG
- First FLA d-man to reach 300 points, Nov. 28 at EDM
- Scored 100th career NHL goal on Nov. 23 vs. BOS

JUNIOR CAREER

- Won 2013-14 OHL Max Kaminsky Trophy for League's most Outstanding Defenseman and led the OHL's defensemen with 23 goals
- Named to 2013-14 OHL First All-Star Team and played in the OHL CHL Subway Series
- In a 2014 poll among OHL coaches was voted first in best shot, hardest shot, best offensive defenseman and best defensive defenseman in the Eastern Conference
- Won 2011-12 OHL Emms Family Award (Rookie of the Year)
- Named to 2011-12 OHL First All-Rookie Team
- Granted Exceptional Player Status by Hockey Canada to enter the Canadian Hockey League as a 15-year old
- Selected first overall by the Barrie Colts in the 2011 OHL Priority Selection



FIRSTS/SINGLE-GAME HIGHS/STREAKS

First NHL Game: Oct. 9, 2014 at TBL

First NHL Goal: Nov. 1, 2014 vs. PHI

Most Goals, Single Game: 2 (6X), Last: March 16, 2023 vs. MTL

Most Assists, Single Game: 4, March 10, 2022 vs. PHI

Most Points, Single Game: 4 (2X), Last: March 10, 2022 vs. PHI

Most PIM, Single Game: 12, Dec. 21, 2022 vs. NJD

Most Shots, Single Game: 9 (3X), Last: Nov. 19, 2018 at ANA

Longest Goal Streak: 4 Games, Feb. 16-22, 2022

Longest Assist Streak: 5 Games (2X), Last: Jan. 31-Feb. 20, 2022

Longest Point Streak: 7 Games, March 27-April 8, 2023

AARON EKBLAD 5



CAREER REGULAR SEASON

SEASON	TEAM	LEAGUE	GP	G	A	P	+/-	PIM	PPG	SHG	GWG
2011-12	Barrie	OHL	63	10	19	29	-5	34	7	0	1
2012-13	Barrie	OHL	54	7	27	34	29	64	4	1	1
2013-14	Barrie	OHL	58	23	30	53	9	91	16	1	4
2014-15	FLORIDA	NHL	81	12	27	39	12	32	6	0	4
2015-16	FLORIDA	NHL	78	15	21	36	18	41	3	0	4
2016-17	FLORIDA	NHL	68	10	11	21	-23	58	4	1	2
2017-18	FLORIDA	NHL	82	16	22	38	9	71	18	0	14
2018-19	FLORIDA	NHL	82	13	24	37	1	47	5	0	1
2019-20	FLORIDA	NHL	67	5	36	41	12	26	0	0	1
2020-21	FLORIDA	NHL	35	11	11	22	5	33	6	0	3
2021-22	FLORIDA	NHL	61	15	42	57	38	26	3	0	2
2022-23	FLORIDA	NHL	71	14	24	38	-14	68	8	1	2
	FLA TOTALS		625	111	218	329	58	402	40	2	23
	NHL TOTALS		625	111	218	329	58	402	40	2	23

CAREER PLAYOFFS

SEASON	TEAM	LEAGUE	GP	G	A	P	+/-	PIM	PPG	SHG	GWG
2011-12	Barrie	OHL	13	2	3	5	-1	8	0	0	0
2012-13	Barrie	OHL	22	7	10	17	11	28	4	0	0
2013-14	Barrie	OHL	9	2	4	6	-4	14	1	0	0
2015-16	FLORIDA	NHL	6	0	1	1	0	0	0	0	0
2019-20	FLORIDA	NHL	4	0	0	0	0	2	0	0	0
2021-22	FLORIDA	NHL	10	1	4	5	-2	11	0	0	0
2022-23	FLORIDA	NHL	20	2	6	8	9	20	1	0	0
	FLA TOTALS		40	3	11	14	7	33	1	0	0
	NHL TOTALS		40	3	11	14	7	33	1	0	0

INTERNATIONAL CAREER


- Represented Canada at two IIHF World Championships (2015, 2018), winning gold in 2015
- Named one of Team Canada's top three players at 2018 IIHF World Championship
- Named alternate captain of Team North America at 2016 World Cup of Hockey
- Led Canada's defensemen in goals (4) at 2015 IIHF World Championship
- Won gold with Canada at 2013-14 Ivan Hlinka Memorial Tournament
- Won gold with Canada at 2011-12 U17 World Hockey Challenge

PERSONAL

- Nickname is "Ek" and "Ekky"
- Twitter: @Ekblad5FLA, Instagram: aaronekblad5
- First defenseman in Canadian Hockey League history to be granted exceptional player status
- His hockey idol growing up was Nicklas Lidstrom and is the reason why he wears No. 5

ACCOLADES

2016 NHL All-Star Game
 2014-15 Calder Memorial Trophy
 2014-15 All-Rookie Team
 2015 NHL All-Star Game
 2015 IIHF World Championship Gold Medal
 2014 NHL Draft First Overall Selection
 2013-14 Max Kaminsky Trophy (OHL, Most Outstanding Defenseman)
 2013-14 OHL First All-Star Team
 2014 Ivan Hlinka Memorial Tournament Gold Medal
 2011-12 Emms Family Trophy (OHL, Rookie of the Year)
 2011-12 First All-Rookie Team
 2011 OHL Draft First Overall Pick
 CHL Exceptional Player Status



OLIVER EKMAN-LARSSON 91



Position: Defense

Shoots: Left

Height: 6'2"

Weight: 200

Drafted: 2009 - 1st Rd (6th overall) by ARI

Born: July 17, 1991

Birthplace: Karlskrona, SWE

How Acquired: Signed as an unrestricted free agent on July 1, 2023

2022-23 SEASON

- Ranked 2nd among VAN d-men with 22 points (2-20-22), 3rd with 20:11 average time on ice
- Registered first assist and point of the season on Oct. 17 at WSH
- Appeared in 900th career NHL game on Feb. 11 at DET
- Recorded 300th career NHL assist on Jan. 5 vs. COL
- Recorded a season-high in TOI (27:47) on Oct. 27 vs. Seattle

- Scored first goal of the season on Nov. 8 at OTT
- Registered first multi-point game of the season (0-2-2) on Nov. 23 at COL

CAREER HIGHLIGHTS

- Named an NHL All-Star in 2015 and 2018
- Holds NHL record for most game-winning goals in a season by a defenseman (8), achieved during the 2015-16 campaign. Also tallied 7 GWG in 2014-15
- Arizona franchise leader in goals (128) and power-play goals (55) by a defenseman
- Served as captain of Arizona from 2018 to 2021
- First Swedish-born defenseman in NHL history to score more than 20 goals in a single season, scoring 23 in 2014-15

JUNIOR CAREER

- Spent two seasons (2008-09 to 2009-10) with Leksands IF of the Swedish junior league (HockeyAllsvenskan)
- Led all HockeyAllsvenskan U18 Junior skaters in points (17) in 2008-09
- Led all HockeyAllsvenskan skaters in plus/minus (+44) in 2008-09

INTERNATIONAL CAREER

- 2010 U20 World Junior Championships bronze medalist and Top 3 Player on Team Sweden
- Won bronze at the 2010 IIHF World Championships and silver at the 2011 IIHF World Championships
- Won silver medal with Sweden at the 2014 Olympics
- Bronze medalist at the 2016 World Cup of Hockey with Sweden
- Gold medalist with Sweden at the 2017 and 2018 IIHF World Championships
- Captain of Team Sweden at the 2019 and 2022 IIHF World Championships



FIRSTS/SINGLE-GAME HIGHS/STREAKS

First NHL Game: Oct. 9, 2010 at BOS

First NHL Goal: Jan. 17, 2011 vs. SJS

Most Goals, Single Game: 2 [9X], Last: March 29, 2019 at COL

Most Assists, Single Game: 3 [7X], Last: Jan. 16, 2021 vs. SJS

Most Points, Single Game: 4, Jan. 12, 2016 vs. EDM

Most PIM, Single Game: 14, March 26, 2016 vs. PHI

Most Shots, Single Game: 9 [2X], Last: Feb. 10, 2016 vs. VAN

Longest Goal Streak: 3 games [2X], Last: Nov. 24 - 28, 2017

Longest Assist Streak: 5 games [2X], Last: Feb 1 - Feb 17, 2022

Longest Points Streak: 7 games, Nov. 7 - 19, 2015

OLIVER EKMAN-LARSSON 91


CAREER REGULAR SEASON

SEASON	TEAM	LEAGUE	GP	G	A	P	+/-	PIM	PPG	SHG	GWG
2008-09	Leksands IF	HockeyAllsvenskan	39	3	14	17	44	32	--	--	--
2009-10	Leksands IF	HockeyAllsvenskan	42	9	18	27	19	98	--	--	--
2010-11	PHOENIX	NHL	48	1	10	11	3	24	0	0	0
	San Antonio	AHL	15	3	7	10	-3	16	--	--	--
2011-12	PHOENIX	NHL	82	13	19	32	0	32	2	1	2
2012-13	PHOENIX	NHL	48	3	21	24	5	26	--	--	--
	Portland	AHL	20	7	14	21	5	28	0	0	1
2013-14	PHOENIX	NHL	80	15	29	44	-4	50	8	0	6
2014-15	ARIZONA	NHL	82	23	20	43	-18	40	10	1	7
2015-16	ARIZONA	NHL	75	21	34	55	-6	96	12	0	8
2016-17	ARIZONA	NHL	79	12	27	39	-25	48	8	0	1
2017-18	ARIZONA	NHL	82	14	28	42	-28	44	6	0	3
2018-19	ARIZONA	NHL	81	14	30	44	-16	52	5	1	2
2019-20	ARIZONA	NHL	66	9	21	30	-3	38	2	1	1
2020-21	ARIZONA	NHL	46	3	21	24	-17	32	2	0	0
2021-22	VANCOUVER	NHL	79	5	24	29	5	52	3	0	1
2022-23	VANCOUVER	NHL	54	2	20	22	-24	22	0	0	0
	NHL TOTALS		902	135	304	439	-128	556	58	4	32

CAREER PLAYOFFS

SEASON	TEAM	LEAGUE	GP	G	A	P	+/-	PIM	PPG	SHG	GWG
2008-09	Leksands IF	HockeyAllsvenskan	8	2	2	4	2	6	--	--	--
2009-10	Leksands IF	HockeyAllsvenskan	10	2	4	6	3	8	--	--	--
2011-12	PHOENIX	NHL	16	1	3	4	-3	8	1	0	1
2019-20	ARIZONA	NHL	9	1	3	4	3	8	0	0	0
NHL TOTALS			25	2	6	8	0	16	1	0	1





GUSTAV FORSLING

42



Position: Defense

Shoots: Left

Height: 6'0"

Weight: 186

Drafted: 2014 - 5th Rd (126th overall) by VAN

Born: June 12, 1996

Birthplace: Linköping, SWE

How Acquired: Claimed off waivers from the Carolina Hurricanes, Jan. 9, 2021

2022-23 SEASON

- Established new career highs in goals (13), assists (28) and points (41) during the regular season while leading Panthers defensemen with a plus-19 rating. Ranked 2nd among FLA d-men in assists and points
- Ranked 2nd on FLA with 23:26 time on ice per game, a career high
- Skated a career-high 55:41 in Game 1 of the ECF at CAR, the 17th-most in one game in NHL history
- Scored the game-winning goal in Game 2 of the second round at Toronto
- Posted six multi-point games in the regular season
- Scored two goals, March 27 at OTT
- Skated in 300th NHL game on March 4 vs. PIT
- Notched 2 assists including 100th NHL point on Dec. 13 vs. CBJ
- Career-long 5-game assist/point streak (0-6-6) from Nov. 12 - 20
- Logged career-high 7 SOG on Nov. 1 at ARI

CAREER HIGHLIGHTS

- Over three seasons in South Florida, Forsling has amassed 95 points (28-67-95) and a plus-77 rating over 196 games. His plus-77 career rating with Florida is second only to Aleksander Barkov (+90)
- Led Florida with a +41 rating in 2021-22 campaign, tied for the third-highest among NHLers and the highest in franchise history.
- Notched two points (1-1-2) over six Stanley Cup playoff games in 2020-21 and three assists in the 2021-22 playoffs
- Multi-point game, first goal with FLA (1-1-2), March 15, 2021 vs. CHI
- Made FLA debut, playing 20:59 TOI, Jan 17 vs. CHI
- Set career-high three points (1-2-3), Dec. 8, 2017 at BUF
- Logged 1st multi-point game (1-1-2), Nov. 11, 2017 at CAR
- Scored 1st NHL goal, Nov. 13, 2016 vs. MTL

JUNIOR CAREER

- Named 2016 J20 SuperElit Best Defenseman
- Led all WJC defensemen in goals in 2015, 2016
- Led 2016 WJC defensemen in points and named to 2016 WJC All-Star Team

FIRSTS/SINGLE-GAME HIGHS/STREAKS

First NHL Game: Oct. 12, 2016 vs. STL

First NHL Goal: Nov. 13, 2016 vs. MTL

Most Goals, Single Game: 2 (3X), Last: March 27, 2023 at OTT

Most Assists, Single Game: 3, Oct. 27, 2021 vs. BOS

Most Points, Single Game: 3 (2X), Last: Oct. 27, 2021 vs. BOS

Most PIM, Single Game: 4 (2X), Last: Nov. 6, 2021 vs. CAR

Most Shots, Single Game: 7, Nov. 1, 2022 at ARI

Longest Goal Streak: 2 Games (3X), Last: Dec. 1-3, 2022

Longest Assist Streak: 5 Games, Nov. 12-20, 2022

Longest Point Streak: 5 Games, Nov. 12-20, 2022



GUSTAV FORSLING 42

CAREER REGULAR SEASON

SEASON	TEAM	LEAGUE	GP	G	A	P	+/-	PIM	PPG	SHG	GWG
2014-2015	Linköping HC	SHL	38	3	3	6	--	8	--	--	--
2015-2016	Linköping HC	SHL	48	6	15	21	--	4	--	--	--
2016-2017	CHICAGO	NHL	38	2	3	5	3	4	0	0	0
2016-2017	Rockford IceHogs	AHL	30	1	7	8	-13	12	--	--	--
2017-2018	CHICAGO	NHL	41	3	10	13	-2	8	1	0	1
2017-2018	Rockford IceHogs	AHL	18	2	3	5	-4	6	--	--	--
2018-2019	CHICAGO	NHL	43	3	6	9	-9	30	0	0	0
2018-2019	Rockford IceHogs	AHL	5	0	2	2	1	2	--	--	--
2019-2020	Charlotte Checkers	AHL	57	8	18	26	20	30	--	--	--
2020-2021	FLORIDA	NHL	43	5	12	17	17	8	1	0	0
2021-22	FLORIDA	NHL	71	10	27	37	41	18	0	0	1
2022-23	FLORIDA	NHL	82	13	28	41	19	40	1	0	3
	FLA TOTALS		196	28	67	95	77	66	1	0	4
	NHL TOTALS		318	36	86	122	69	108	3	0	5

CAREER PLAYOFFS

SEASON	TEAM	LEAGUE	GP	G	A	P	+/-	PIM	PPG	SHG	GWG
2017-18	Rockford IceHogs	AHL	13	1	4	5	-3	6	0	0	0
2020-21	FLORIDA	NHL	6	1	1	2	1	0	0	0	0
2021-22	FLORIDA	NHL	10	0	3	3	7	4	0	0	0
2022-23	FLORIDA	NHL	21	2	6	8	7	10	0	1	1
	FLA TOTALS		37	3	10	13	15	14	0	1	1
	NHL TOTALS		37	3	10	13	15	14	0	1	1





SPENCER KNIGHT

30



Position: Goaltender **Catches:** Left
Drafted: 2019 - 1st Rd (13th overall) by FLA

Height: 6'3" **Weight:** 192
Born: April 19, 2001 **Birthplace:** Darien, CT

2022-23 SEASON

- Stopped all 40 shots on goal en route to his first shutout of the season vs. CAR on Nov. 9
- Saved 37 of 39 SOG on Nov. 23, 2022 vs. BOS
- First career NHL assist on Jan. 3 vs. ARI
- Three game win streak from Oct. 15-29, 2022
- Appeared in two games with the Charlotte Checkers (AHL) posting a 1-1-0 record including a shutout and a .918 SV%

CAREER HIGHLIGHTS

- Posted a 19-9-3 record in 2021-22. His 19 wins are the most wins by a rookie goaltender in franchise history
- Earned his first two NHL shutouts in 2021-22 campaign, joining Roberto Luongo as the only rookie goaltenders in club history to post multiple shutouts in a season
- Became the youngest goaltender in club history to record a shutout March 18, 2022 at ANA
- Started Game 5 and Game 6 vs. TBL in 2020-21, stopping 56 of 60 shots against for a .933 SV% and 2.06 GAA
- Became the youngest Panthers goalie to make playoff debut and youngest goalie in NHL history to win a playoff game when facing elimination, making 36 saves, May 24, 2021 vs. TBL
- Recorded wins in all four of his regular season appearances with FLA in 2020-21, posting a .919 save percentage and 2.32 goals against average, becoming the youngest goaltender in NHL history to begin their career with a 4-0 record (20 years, 14 days)
- Became the first goalie in Panthers history to record a win in their professional debut, and the youngest goalie to earn a victory for the team in franchise history (20 years, 1 day), April 20, 2021 vs. CBJ

FIRSTS/SINGLE-GAME HIGHS/STREAKS

First NHL Game: April 20, 2021 vs. CBJ
First NHL Start: April 20, 2021 vs. CBJ
First NHL Win: April 20, 2021 vs. CBJ
First NHL Shutout: March 18, 2022 at ANA
Most Saves, Single Game: 45, Nov. 18, 2021 vs. NJD
Most Shots Faced, Single Game: 46, Nov. 18, 2021 vs. NJD
Most Goals Allowed: 8, Dec. 14, 2021 vs. OTT
Longest Win Streak: 5 Games, April 2-17, 2021

NCAA CAREER

- 2019-20 Mike Richter Award Finalist, Hockey East 2nd Team All-Star, unanimous selection to Hockey East All-Rookie Team, 2019-20 Hockey East Regular Season Champion
- Tied for third among college goaltenders in 2019-20 with five shutouts, ranked fifth in win percentage (.727), 23-8-2 record
- 2020-21 Hockey East Goaltender of the Year, Hockey East Player of the Year, Hockey East First Team All-Star, Mike Richter Award Finalist
- Led BC to a Hockey East regular season title in 2020-21, with a 16-4-1 record, .932 save percentage and 2.18 goals against average



SPENCER KNIGHT 30

CAREER REGULAR SEASON

Season	Team	League	GP	W	L	OT	SO	GA	SA	Sv%	GAA	MIN
2018-2019	USNTDP Juniors	USHL	16	--	--	--	--	--	--	--	0.903	--
2019-2020	Boston College	NCAA	33	--	--	--	--	--	--	--	0.931	--
2020-2021	FLORIDA	NHL	4	4	0	0	0	8	99	.919	0.919	206
2020-2021	Boston College	NCAA	21	--	--	--	--	--	--	--	.932	218
2021-22	FLORIDA	NHL	32	19	9	3	2	81	876	.908	2.79	1,740
2021-22	Charlotte	AHL	11	7	4	0	2	30	--	.905	2.95	611
2022-23	FLORIDA	NHL	21	9	8	3	1	62	627	.901	3.18	1,168
2022-23	Charlotte	AHL	2	1	1	0	1	4	49	.918	2.01	120
	FLA TOTALS		57	49	32	17	3	151	1,602	.906	2.91	3,115
	NHL TOTALS		57	49	32	17	3	151	1,602	.906	2.91	3,115

CAREER PLAYOFFS

Season	Team	League	GP	W	L	SO	GA	SA	Sv%	GAA	MIN
2020-21	FLORIDA	NHL	2	1	1	0	4	60	0.933	2.06	116:20:00
	FLA TOTALS		2	1	1	0	4	60	0.933	2.06	116:20:00
	NHL TOTALS		2	1	1	0	4	60	0.933	2.06	116:20:00

PERSONAL

- Nickname is "Knighter"
- Twitter: @silknigh30
- Instagram: silknigh35


INTERNATIONAL HIGHLIGHTS

- Led the U.S. to a Gold Medal at the 2021 WJC, posting a shutout in the Gold Medal game vs. Canada, completing the tournament with a 5-1-0 record, 1.63 goals against average, .940 save percentage and three shutouts
- Earned a Silver Medal at the 2019 WJC
- Earned a Bronze Medal at the 2019 U18 World Championship
- Earned a Silver Medal at the 2018 World Championship
- Earned a Gold Medal at the 2017 World U17 Hockey Challenge

ACCOLADES

- 2021 U20 WJC Gold Medal
- 2021 Hockey East Regular Season Champion
- 2021 Hockey East Player of the Year
- 2021 Hockey East Goaltender of the Year
- 2021 Hockey East First All-Star Team
- 2021 Hobey Baker Award Top 10 Finalist
- 2021 NCAA (East) First All-American Team
- 2020 Hockey East Regular Season Champion
- 2020 Hockey East All-Rookie Team
- 2020 Hockey East Second All-Star Team
- 2019 U20 WJC Silver Bedal
- 2019 U18 WJC Bronze Medal, Best SV%, Best GAA
- 2018 U18 WJC Silver Medal
- 2017 World U17 Hockey Challenge Gold Medal





DMITRY KULIKOV



Position: Defense **Shoots:** Left **Height:** 6'1" **Weight:** 201
Drafted: 2009 - 1st Rd (14th overall) by FLA **Born:** Oct. 29, 1990 **Birthplace:** Lipetsk, RUS
How Acquired: Signed as an unrestricted free agent on July 1, 2023

2022-23 SEASON

- Posted 15 points (3-12-15) over 61 games with Anaheim.
- Averaged 20:13 TOI per game with ANA and led all ANA players with 103 blocked shots before being acquired by PIT. His 87 hits were 2nd-most on ANA at the time he was acquired.
- Acquired by Pittsburgh on March 3, where he notched one assist over six games.
- Posted two points (1-1-2), Feb. 20 at FLA
- Posted two points (1-1-2), Nov. 23 vs. NYR

JUNIORS/INTERNATIONAL CAREER

- Played one season (2008-09) for Drummondville Voltigeurs of the QMJHL
- Led all QMJHL defensemen in points (12-50-62) in 2008-09
- 2008-09 QMJHL champion with Drummondville
- Named to CHL All-Rookie Team, QMJHL Defenseman of the Year, QMJHL Rookie of the Year, QMJHL Defensive Rookie of the Year in 2008-09
- Competed for Russia at the 2007 and 2008 IIHF World U18 Championships securing gold and silver respectively
- Won silver with Russia at the 2010 and 2015 IIHF World Championships

CAREER HIGHLIGHTS

- Set single-season career highs in points (28) and assists (24) in 2011-12 with Florida
- Set career highs in goals (8), shots on goal (127) and hits (125) with Florida
- Skated career-high 21:54 TOI/game in 2016-17 season with Winnipeg
- Ranks fifth all-time in GP by a defenseman (460) in Panthers franchise history
- Ranked second on among Florida defensemen with 125 hits in 2013-14 campaign
- Career-high 5-game point streak (0-6-6) from Oct. 31 - Nov. 10, 2011

ACCOLADES

- 2015 IIHF World Championships Silver Medal
- 2010 IIHF World Championships Silver Medal
- 2009 QMJHL Champion
- 2008-09 QMJHL Defenseman of the Year (Emile Bouchard Trophy)
- 2008-09 QMJHL Defensive Rookie of the Year (Raymond Legace Trophy)
- 2008-09 QMJHL First All-Star Team

FIRSTS/SINGLE-GAME HIGHS/STREAKS

First NHL Game: Oct. 2, 2009 at CHI
First NHL Goal: Nov. 7, 2009 at WSH
Most Goals, Single Game: 2, Nov. 27, 2009 vs. TOR
Most Assists, Single Game: 2 [12X], Last: Feb. 16, 2020 vs. CHI
Most Points, Single Game: 3, Dec. 5, 2011 vs. WSH
Most PIM, Single Game: 17, March 3, 2019 at CBJ
Most Shots, Single Game: 6 [2X], Last: Nov. 12, 2015 vs. BUF
Longest Goal Streak: 2 games [4X], Last: Jan. 28 - 30, 2014
Longest Assist Streak: 5 games, Oct. 31 - Nov. 10, 2011
Longest Points Streak: 5 games, Oct. 31 - Nov. 10, 2011



DMITRY KULIKOV 7



CAREER REGULAR SEASON

Season	Team	League	GP	G	A	PTS	+/-	PIM	PPG	SHG	GWG
2008-09	Drummondville	QMJHL	57	12	60	62	6	46	--	--	--
2009-10	FLORIDA	NHL	68	3	13	16	-5	32	1	0	0
2010-11	FLORIDA	NHL	72	6	20	26	-5	45	1	0	1
2011-12	FLORIDA	NHL	58	4	24	28	-5	36	2	0	1
2012-13	Lokomotiv	KHL	22	3	4	7	-8	28	--	--	--
2012-13	FLORIDA	NHL	34	3	7	10	-5	22	2	0	2
2013-14	FLORIDA	NHL	81	8	11	19	-26	66	2	1	0
2014-15	FLORIDA	NHL	73	3	19	22	0	48	1	0	0
2015-16	FLORIDA	NHL	74	1	16	17	8	51	0	0	1
2016-17	BUFFALO	NHL	47	2	3	5	-26	266	1	0	0
2017-18	WINNIPEG	NHL	62	3	8	11	6	22	0	0	1
2018-19	WINNIPEG	NHL	57	0	6	6	4	47	0	0	0
2019-20	WINNIPEG	NHL	51	2	8	10	-4	32	0	0	1
2020-21	NEW JERSEY	NHL	38	0	2	2	-4	26	0	0	0
	EDMONTON	NHL	10	0	2	2	1	2	0	0	0
2021-22	MINNESOTA	NHL	80	7	17	24	23	39	0	0	2
2022-23	ANAHEIM	NHL	61	3	12	15	-11	30	0	0	0
	PITTSBURGH	NHL	6	0	1	1	-2	4	0	0	0
	FLORIDA TOTALS		460	28	110	138	-38	300	9	1	5
	NHL TOTALS		872	45	169	214	-51	528	10	1	9

CAREER PLAYOFFS

Season	Team	League	GP	G	A	PTS	+/-	PIM	PPG	SHG	GWG
2008-09	Drummondville	QMJHL	19	2	17	19	4	16	--	--	--
2011-12	FLORIDA	NHL	7	0	1	1	-4	4	0	0	0
2015-16	FLORIDA	NHL	6	1	3	4	4	4	0	0	0
2017-18	WINNIPEG	NHL	1	0	0	0	-1	2	0	0	0
2018-19	WINNIPEG	NHL	6	0	0	0	0	4	0	0	0
2019-20	WINNIPEG	NHL	4	0	2	2	-1	4	0	0	0
2020-21	EDMONTON	NHL	3	0	0	0	-3	0	0	0	0
2021-22	MINNESOTA	NHL	2	0	1	1	-4	2	0	0	0
	FLORIDA TOTALS		13	1	4	5	0	8	0	0	0
	NHL TOTALS		29	1	7	8	-9	10	0	0	0





RYAN LOMBERG

94



Position: Forward
Drafted: Undrafted
How Acquired: Signed as an unrestricted free agent, Oct. 9, 2020

Shoots: Left
Born: Dec. 9, 1994

Height: 5'9"
Weight: 193
Birthplace: Richmond Hill, ON

2022-23 SEASON

- Set new career-high with 12 goals and 20 points (12-8-20), ranking 4th on Florida in hits (149)
- Scored a goal in series-clinching Game 4 vs. CAR in Eastern Conference Final
- Tallied career-high 12th goal of the season on Apr. 13 vs. CAR
- Scored game-tying goal to force OT, Feb. 20 vs. ANA
- Led FLA with 5 hits on Oct. 29 vs. OTT
- Scored GWG on Oct. 23 vs. NYI

CAREER HIGHLIGHTS

- Played in six playoff games vs. TBL in 2020-21, scoring the game-winning goal in overtime of Game 3, Florida's first playoff OT-winner since Mike Hough's 20T goal in Game 5 of the 1996 ECSF against the Philadelphia Flyers
- Led FLA with 67 PIM and five fighting majors in 2020-21
- Served as an alternate captain for Stockton (AHL) in 2019-20, posting his fourth consec. AHL season w/ at least 20 points. His 20 points (11-9-20) in 21 games were just under point-per-game pace
- Played in 219 career AHL games for Stockton, producing 109 points (49-60-109)
- Appeared in one ECHL season for the Adirondack Thunder, posting 35 points in 43 games and finished second on the club in goals (18)
- Earned 5 PIM for fighting in his first NHL game, Jan. 25, 2018 at EDM

FIRSTS/SINGLE-GAME HIGHS/STREAKS

First NHL Game: Jan. 25, 2018 at EDM

First NHL Goal: March 11, 2021 at CBJ

Most Goals: 2, March 29, 2022 vs. MTL

Most Assists: 1 (19X), Last: April 1, 2023 at CBJ

Most Points: 3, March 29, 2022 vs. MTL

Most PIM: 29, May 8, 2021 vs. TBL

Most Shots: 5 (4X), Last: April 1, 2023 at CBJ

Longest Goal Streak: 3 Games, March 37-31, 2022

Longest Assist Streak: 2 Games, Dec. 29-30, 2021


Longest Point Streak: 3 Games (2X), Last: March 27-31, 2022

JUNIOR CAREER

- Played two USHL seasons for Muskegon (2011-12) and Youngstown (2014-15), posting a combined 83 points (46-37-83) and 300 PIM
- Played two seasons for the University of Maine (2012-13 to 2013-14), notching 32 points (18-14-32) and 82 PIM in 66 games

PERSONAL

- Instagram: ryanlomborg
- Is the first Panther to wear the jersey number 94
- Has two children with his wife Marissa, a son named Roman and a daughter named Lennon
- Has a German Shepard named Gunnar



RYAN LOMBERG⁹⁴



CAREER REGULAR SEASON

SEASON	TEAM	LEAGUE	GP	G	A	P	+/-	PIM	PPG	SHG	GWG
2009-10	North York	OJHL	4	0	0	0	0	0	--	--	--
2010-11	Toronto Patriots	OJHL	1	0	0	0	--	0	--	--	--
2010-11	The Hill Academy	CAHS	57	52	47	99	59	64	--	--	--
2011-12	Muskegon	USHL	52	22	18	40	-23	154	--	--	--
2012-13	Univ. of Maine	NCAA	32	7	7	14	-3	42	--	--	--
2013-14	Univ. of Maine	NCAA	34	11	7	18	5	40	--	--	--
2014-15	Youngstown	USHL	46	24	19	43	15	146	--	--	--
2015-16	Adirondack	ECHL	43	18	17	35	14	48	--	--	--
2015-16	Stockton	AHL	15	0	3	3	-6	42	--	--	--
2016-17	Stockton	AHL	68	13	16	29	15	127	--	--	--
2017-18	CALGARY	NHL	7	0	1	1	0	15	0	0	0
2017-18	Stockton	AHL	57	13	15	28	6	110	--	--	--
2018-19	CALGARY	NHL	4	0	0	0	0	17	0	0	0
2018-19	Stockton	AHL	58	12	17	29	-1	72	--	--	--
2019-20	Stockton	AHL	21	11	9	20	6	14	--	--	--
2020-21	FLORIDA	NHL	34	2	2	4	-2	67	0	0	0
2021-22	FLORIDA	NHL	55	9	9	18	4	92	0	0	1
2022-23	FLORIDA	NHL	82	12	8	20	-1	88	0	0	1
	FLA TOTALS		171	23	19	42	1	247	0	0	2
	NHL TOTALS		182	23	20	43	1	279	0	0	2

CAREER PLAYOFFS

SEASON	TEAM	LEAGUE	GP	G	A	P	+/-	PIM	PPG	SHG	GWG
2010-11	Toronto Patriots	OJHL	4	0	0	0	--	0	--	--	--
2014-15	Youngstown	USHL	4	1	1	2	-2	6	--	--	--
2015-16	Stockton	AHL	1	0	0	0	-2	0	--	--	--
2015-16	Adirondack	ECHL	12	3	3	6	1	27	--	--	--
2020-21	FLORIDA	NHL	6	1	0	1	0	30	0	0	1
2021-22	FLORIDA	NHL	5	1	0	1	-1	2	0	0	0
2022-23	FLORIDA	NHL	13	1	0	1	-1	22	0	0	0
	FLA TOTALS		24	3	0	3	-2	54	0	0	1
	NHL TOTALS		24	3	0	3	-2	54	0	0	1





STEVEN LORENTZ

18



Position: Forward

Shoots: Left

Height: 6'4"

Weight: 216

Drafted: 2015 - 7th rd (186th overall) by CAR

Born: April 13, 1996

Birthplace: Kitchener, ON

How Acquired: Signed as an unrestricted free agent on July 1, 2023

2022-23 SEASON

- Set career bests in goals (10), assists (9), points (19), shots (111) and games played (80)
- Led the Sharks with 133 hits
- Notched first career powerplay goal (April 13 at EDM) and shorthanded goal (March 2 vs. STL)
- Recorded three hits to reach the 100-hit mark for the first time in his career on March 7 at COL
- Registered six hits, a career-high, on Nov. 15 at VGK and Nov. 30 at TOR

CAREER HIGHLIGHTS


- Ranked second on Charlotte (AHL) in goals and points (23-23-46) in 2018-19
- Won a Calder Cup championship with the Charlotte Checkers of the American Hockey League
- Produced 21 points (10-11-21) over 112 games with Carolina from 2020-21 to 2021-22, including three assists in 11 playoff games in 2021-22

CAREER REGULAR SEASON

SEASON	TEAM	LEAGUE	GP	G	A	P	+/-	PIM	PPG	SHG	GWG
2013-2014	Peterborough Petes	OHL	64	7	11	18	-6	18	--	--	--
2014-2015	Peterborough Petes	OHL	59	16	21	37	-1	15	--	--	--
2015-2016	Peterborough Petes	OHL	58	23	25	48	10	27	--	--	--
2016-2017	Peterborough Petes	OHL	66	29	32	61	12	37	--	--	--
2017-2018	Charlotte Checkers	AHL	3	0	0	0	-2	0	--	--	--
	Florida Everblades	ECHL	62	12	23	35	8	34	--	--	--
2018-2019	Charlotte Checkers	AHL	29	3	6	9	3	23	--	--	--
	Florida Everblades	ECHL	22	10	18	28	17	11	--	--	--
2019-2020	Charlotte Checkers	AHL	61	23	23	46	23	37	--	--	--
2020-2021	CAROLINA	NHL	45	2	6	8	1	8	0	0	1
2021-2022	CAROLINA	NHL	67	8	5	13	0	8	0	0	1
2022-2023	SAN JOSE	NHL	80	10	9	19	-18	16	1	1	0
	NHL TOTALS		192	20	20	40	-17	32	1	1	2

CAREER PLAYOFFS

SEASON	TEAM	LEAGUE	GP	G	A	P	+/-	PIM	PPG	SHG	GWG
2013-14	Peterborough Petes	OHL	11	2	0	2	-1	0	--	--	--
2014-15	Peterborough Petes	OHL	5	0	1	1	1	2	--	--	--
2015-16	Peterborough Petes	OHL	7	2	3	5	0	0	--	--	--
2016-17	Peterborough Petes	OHL	12	9	7	16	2	0	--	--	--
2017-18	Florida Everblades	ECHL	19	5	5	10	9	12	--	--	--
2018-19	Charlotte Checkers	AHL	12	1	4	5	6	2	--	--	--
2020-21	CAROLINA	NHL	11	0	3	3	-3	4	0	0	0
2021-22	CAROLINA	NHL	5	0	0	0	0	17	0	0	0
	NHL TOTALS		16	0	3	3	-3	21	0	0	0



ANTON LUNDELL

15



Position: Forward

Drafted: 2020 - 1st Rd (12th overall) by FLA

Shoots: Left

Height: 6'1"

Born: Oct. 3, 2001

Weight: 185

Birthplace: Espoo, Finland

2022-23 SEASON

- Posted 10 points (2-8-10) over 21 playoff games
- Skated a career-high 37:30 TOI in Game 1 at Carolina in ECF
- Logged an assist on Sam Reinhart's OT winner in Game 3 vs. Toronto in Round 2
- Posted two pts (1-1-2) in Game 2 at Toronto in Round 2
- Notched back-to-back two-assist games in Games 6 & 7 vs. BOS in 2022-23
- Tied for team lead with two SHGs in 2022-23
- 5-game point streak (3-3-6) from Jan. 16 - 23
- Scored 2nd SHG of season on Jan. 17 at TOR
- Skated in his 100th NHL game on Jan. 14 vs. VAN
- Scored FLA's 1st SHG of the season on Nov. 26 vs. STL
- 3-game goal streak from Nov. 23 - 26

CAREER HIGHLIGHTS

- Produced 18 goals and 44 points (18-26-44) over his first NHL season, both the fourth-most by a rookie in franchise history. His 26 assists were the third-most by a FLA rookie
- In 2021-22, posted 12 multi-point games, tied with Jesse Belanger for the most by a FLA rookie in one season in club history
- His four multi-goal games in 2021-22 were behind only Mark Parrish (6 in 1998-99) for the franchise rookie mark. Lundell's four game-winning tallies are the second-most by a rookie in team history
- Named NHL Rookie of the Month for Jan., 2022 (3-14-17 in 15 GP)

LIIGA CAREER

- Played three seasons (2018-19 to 2020-21) with HIFK, amassing 72 points (35-37-72) over 108 games.
- Recorded three points (1-2-3) over 20 career Liiga playoff games*
Appeared in 26 games with HIFK (Liiga) in 2020-21, registering 25 points (16-9-25). His 16 goals led all HIFK skaters
- Served as an alternate captain for HIFK as a 20 year old
- Tallied three goals, Jan. 29, 2020 vs. HC TPS
- Recorded two goals and six points (2-4-6), Nov. 18, 2020 vs. Jokerit
- Three-game goal streak (7-1-8), Oct. 13-28, 2020
- Scored four goals, Oct. 24, 2020 at SaiPa

FIRSTS/SINGLE-GAME HIGHS/STREAKS

First NHL Game: Oct. 14, 2022 vs. PIT

First NHL Goal: Oct. 19, 2022 at TBL

Most Goals: 2 (5X), Last: March 30, 2023 at MTL

Most Assists: 5, Jan. 31, 2022 at CBJ

Most Points: 5, Jan. 31, 2022 at CBJ

Most PIM: 7, Dec. 21, 2022 vs. NJD

Most Shots: 8, Jan. 15, 2022 vs. CBJ

Longest Goal Streak: 3 Games, Nov. 23-28, 2023

Longest Assist Streak: 4 Games, Dec. 30, 2021-Jan. 6, 2022

Longest Point Streak: 5 Games (2X), Last: Jan. 16-23, 2023



ANTON LUNDELL 15

CAREER REGULAR SEASON

SEASON	TEAM	LEAGUE	GP	G	A	P	+/-	PIM	PPG	SHG	GWG
2018-2019	HIFK	Liiga	38	9	10	19	6	8	--	--	--
2019-2020	HIFK	Liiga	44	10	18	28	11	18	--	--	--
2020-2021	HIFK	Liiga	26	16	9	25	9	12	--	--	--
2021-22	FLORIDA	NHL	65	18	26	44	33	18	1	1	4
2022-23	FLORIDA	NHL	73	12	21	33	1	43	0	2	1
	FLORIDA TOTALS		138	30	47	77	34	61	1	3	5
	NHL TOTALS		138	30	47	77	34	61	1	3	5

CAREER PLAYOFFS

SEASON	TEAM	LEAGUE	GP	G	A	P	+/-	PIM	PPG	SHG	GWG
2018-2019	HIFK	Liiga	12	0	0	0	-2	29	--	--	--
2020-2021	HIFK	Liiga	8	1	2	3	1	4	--	--	--
2021-22	FLORIDA	NHL	9	1	0	1	-1	2	0	0	0
2022-23	FLORIDA	NHL	21	2	8	10	3	2	0	0	0
	FLORIDA TOTALS		30	3	8	11	2	4	0	0	0
	NHL TOTALS		30	3	8	11	2	4	0	0	0


INTERNATIONAL CAREER

- Earned a Silver Medal at the 2021 IIHF World Championships, recording a team-leading four goals and seven points (4-3-7) over 10 games
- Earned a Bronze Medal while serving as captain of Finland at the 2021 IIHF World Junior Championship, posting a team-leading 10 points and six goals. He finished the tournament third in points and goals.
- Earned a Gold Medal at the 2019 WJC, producing four points (1-3-4) over seven games
- Earned a Gold Medal at the 2018 IIHF World U18 Championship, notching six points (2-4-6) over seven games

ACCOLADES

- 2021 IIHF World Championship Silver Medal
- 2021 IIHF U20 World Junior Championship Bronze Medal
- 2021 Liiga Bronze Medal
- 2019 IIHF U20 World Junior Championship Gold Medal
- 2018 IIHF World U18 Championship Gold Medal
- 2018 U20 Liiga Bronze Medal





EETU LUOSTARINEN 27



Position: Forward **Shoots:** Left **Height:** 6'3" **Weight:** 190
Drafted: 2017 - 2nd Rd (42nd overall) by CAR **Born:** Sept. 2, 1998 **Birthplace:** Siilinjärvi, Finland
How Acquired: Traded from Carolina with Erik Haula, Lucas Wallmark and Chase Priskie in exchange for Vincent Trocheck on Feb. 24, 2020

2022-23 SEASON

- Posted five points (2-3-5) over seven games vs. BOS in Round 1, including the GWG at home in Game 6
- Established new career-highs in goals (17), assists (26), points (43) and PIM (28) in the regular season
- Skated in 200th career NHL game on March 20 at DET
- Ranked tied for third among Panthers skaters in even strength goals (15), led FLA forwards in SH TOI (191:56)
- Tied for second on team in plus/minus rating (+19)
- Scored his first NHL power-play goal on Dec. 21 vs. NJD
- Scored FLA's 1st goal of the season on Oct. 13 at NYI

CAREER HIGHLIGHTS

- Ranked T-2 among skaters with a +19 rating in 2022-23
- Ranked third among Florida forwards in shorthanded time on ice per game (1:53), in 2021-22 season
- Amassed eight points (3-5-8) over 44 games with Florida in 2020-21, averaging 13:08 TOI/GP
- Among FLA forwards, he ranked third in shorthanded time on ice (93:06) and SH TOI/GP (2:07), fourth in blocked shots (25), and seventh in hits (55) in 2020-21

FIRSTS/SINGLE-GAME HIGHS/STREAKS

First NHL Game: Nov. 7, 2019 vs. NYR

First NHL Goal: Jan. 17, 2021 vs. CHI

Most Goals, Single Game: 1 [12X], Last: March 13, 2022 at LAK

Most Assists, Single Game: : 2 (3X), Last: Feb. 20, 2023 vs. ANA

Most Points, Single Game: 2 (9X), Last: March 10, 2023 vs. CHI

Most PIM, Single Game: 4 (4X), Last: Feb. 11, 2023 vs. COL

Most Shots, Single Game: 6, Nov. 5, 2022 at LAK

Longest Goal Streak: 2 Game (4X), Last: Feb. 13-14, 2023

Longest Assist Streak: 3 Games (3X), Last: March 27-30, 2023

Longest Point Streak: 3 Games (3X), Last: March 27-30, 2023

LIIGA CAREER

- Played three seasons in Finland for KalPa (Liiga) (2016-17 to 2018-19)
- Won 2018 U20 Liiga Championship with KalPa, posting three points (1-2-3) in three games played
- Won the Spengler Cup with KalPa (2018), scoring the game-tying goal in the final game

INTERNATIONAL CAREER

- 2019 IIHF World Championship Gold Medal with Finland



EETU LUOSTARINEN 27



CAREER REGULAR SEASON

SEASON	TEAM	LEAGUE	GP	G	A	P	+/-	PIM	PPG	SHG	GWG
2016-2017	KalPa	Liiga	32	3	4	7	2	14	--	--	--
2016-2017	KalPa U20	Liiga-U20	23	11	8	19	8	49	--	--	--
2017-2018	KalPa	Liiga	55	6	14	20	-7	58	--	--	--
2018-2019	KalPa	Liiga	54	15	21	36	0	79	--	--	--
2019-2020	CAROLINA	NHL	8	0	1	1	-2	0	0	0	0
2019-2020	Charlotte Checkers	AHL	44	8	17	25	-1	24	--	--	--
2019-2020	Springfield Thunderbirds	AHL	5	0	0	0	-5	0	--	--	--
2020-2021	FLORIDA	NHL	44	3	5	8	-11	12	0	0	1
2020-2021	KalPa	Liiga	17	5	10	15	6	14	--	--	--
2021-22	FLORIDA	NHL	78	9	17	26	1	12	0	2	4
2021-22	FLORIDA	NHL	82	17	26	43	19	28	2	0	1
2022-23	FLA TOTALS	NHL	204	29	48	77	9	52	2	2	6
	NHL TOTALS		212	29	49	78	7	52	2	2	6

CAREER PLAYOFFS

SEASON	TEAM	LEAGUE	GP	G	A	P	+/-	PIM	PPG	SHG	GWG
2016-2017	KalPa	Liiga	17	1	2	3	--	14	--	--	--
2017-2018	KalPa	Liiga	6	1	2	3	--	4	--	--	--
2021-22	FLORIDA	NHL	10	1	1	2	-3	2	0	0	0
2021-22	FLORIDA	NHL	16	2	3	5	2	4	0	0	1
2022-23	FLA TOTALS	NHL	26	3	4	7	-1	6	0	0	1
	NHL TOTALS		26	3	4	7	-1	6	0	0	1





JOSH MAHURA

28



Position: Defense

Shoots: Left

Height: 6'0"

Weight: 185

Drafted: 2016 - 3rd Rd (85th overall) by ANA

Born: May 5, 1998

Birthplace: St. Albert, AB

How Acquired: Claimed off waivers from Anaheim, Oct. 10, 2022

2022-23 SEASON

- One of four FLA skaters to compete in all 82 regular season and 21 postseason games
- Logged a career-high four goals, 12 assists and 16 points.
- His plus-17 rating was the fourth-best on the Panthers, and registered the 5th-most hits (101)
- Skated in 100th NHL game on Nov. 26 vs. STL
- Scored his first goal with FLA on Oct. 19 vs. PHI

CAREER HIGHLIGHTS

- Appeared in all 82 games with Florida in 2022-23
- Has skated in 79 total NHL games with Anaheim from 2018-19 to 2021-22, registering 20 points (6-14-20)
- Appeared in 112 career American Hockey League (AHL) with the San Diego Gulls from 2018-19 to 2020-21, logging 60 points (11-49-60)
- Career-high three points (0-3-3) Oct. 29, 2019 vs. WPG
- 2020-21 AHL Pacific Division All-Star after leading San Diego (AHL) d-men in assists and points (6-14-20)
- Helped Canada secure a gold medal at the 2015 Ivan Hlinka Memorial Tournament

CAREER REGULAR SEASON

SEASON	TEAM	LEAGUE	GP	G	A	P	+/-	PIM	PPG	SHG	GWG
2014-15	Red Deer Rebels	WHL	51	2	6	8	-10	20	--	--	--
2015-16	Red Deer Rebels	WHL	2	0	1	1	1	0	--	--	--
2016-17	Red Deer Rebels	WHL	39	9	24	33	-1	35	--	--	--
2016-17	Regina Pats	WHL	34	8	12	20	18	22	--	--	--
2017-18	Regina Pats	WHL	60	22	47	69	36	42	--	--	--
2018-19	ANAHEIM	NHL	17	1	4	5	0	4	0	0	0
2018-19	San Diego Gulls	AHL	40	1	18	19	-3	10	--	--	--
2019-20	ANAHEIM	NHL	11	1	3	4	-3	2	0	0	0
2019-20	San Diego Gulls	AHL	44	4	17	21	0	40	--	--	--
2020-21	ANAHEIM	NHL	13	1	3	4	0	4	0	0	0
2020-21	San Diego Gulls	AHL	28	6	14	20	9	16	--	--	--
2021-22	ANAHEIM	NHL	38	3	4	7	-14	12	0	0	0
2022-23	FLORIDA	NHL	82	4	12	16	17	48	0	0	1
	FLORIDA TOTALS		82	4	12	16	17	48	0	0	1
	NHL TOTALS		161	10	26	36	0	70	0	0	1

CAREER PLAYOFFS

SEASON	TEAM	LEAGUE	GP	G	A	P	+/-	PIM	PPG	SHG	GWG
2014-15	Red Deer Rebels	WHL	5	0	1	1	1	2	--	--	--
2015-16	Red Deer Rebels	WHL	17	2	2	4	-2	6	--	--	--
2016-17	Regina Pats	WHL	23	8	13	21	7	16	--	--	--
2017-18	Regina Pats	WHL	7	0	5	5	4	8	--	--	--
2018-19	San Diego Gulls	AHL	9	0	0	0	-3	2	--	--	--
2020-21	San Diego Gulls	AHL	3	0	0	0	-1	2	--	--	--
2022-23	FLORIDA	NHL	21	0	3	3	-6	6	0	0	0
	FLORIDA TOTALS		21	0	3	3	-6	6	0	0	0
	NHL TOTALS		21	0	3	3	-6	6	0	0	0

FIRSTS/SINGLE-GAME HIGHS/STREAKS

First NHL Game: Nov. 18, 2018 vs. COL

First NHL Goal: Dec. 20, 2018 at BOS

Most Goals, Single Game: 1 (10X), Last: Jan. 17, 2023 at TOR

Most Assists, Single Game: 3, Oct. 29, 2019 vs. WPG

Most Points, Single Game: 3, Oct. 29, 2019 vs. WPG

Most PIM, Single Game: 10 (2X), Last: April 6, 2023 vs. OTT

Most Shots, Single Game: 4 (4X), Last: Feb. 6, 2023 vs. TBL


Longest Goal Streak: --

Longest Assist Streak: 2 Games (4X), Last: Nov. 22- Dec. 1, 2022

Longest Point Streak: 2 Games (5X), Last: Nov. 22- Dec. 1, 2022

JUNIORS CAREER

- Skated in four seasons in the Western Hockey League (WHL) between the Red Deer Rebels (2014-15 to 2016-17) and Regina Pats (2016-17 to 2017-18), amassing 131 points (41-90-131) over 186 games
- Led Regina defensemen in goals, assists and points in his final campaign, registering 69 points (22-47-69) over 60 games
- Named to the Memorial Cup All-Star Team in 2017-18



NIKO MIKKOLA

28



Position: Defense

Shoots: Left

Height: 6'4"

Weight: 209

Drafted: 2015 - 5th rd (127th overall) by STL

Born: April 27, 1996

Birthplace: Kiiminki, FIN

How Acquired: Signed as an unrestricted free agent on July 1, 2023

2022-23 SEASON

- Set career-high in time-on-ice (25:34) on Feb. 26 vs. LAK
- Ranked third on St. Louis in hits (96) and blocked shots (68) before being traded to New York Rangers on Feb. 9, 2023
- Recorded a career-high 151 hits
- Scored first goal with the Rangers on Apr. 8 at CBJ

CAREER HIGHLIGHTS

- Played in 170 NHL games between STL (2019-20 to 2022-23) and NYR (2022-23)
- Career-high 5 shots on goal, Feb. 12, 2022 vs. CHI
- Scored first NHL goal on March 8, 2021 against SJS

CAREER REGULAR SEASON

SEASON	TEAM	LEAGUE	GP	G	A	P	+/-	PIM	PPG	SHG	GWG
2014-15	Red Deer Rebels	WHL	51	2	6	8	-10	20	--	--	--
2015-16	Red Deer Rebels	WHL	2	0	1	1	0	--	--	--	--
2016-17	Red Deer Rebels	WHL	39	9	24	33	-1	35	--	--	--
2016-17	Regina Pats	WHL	34	8	12	20	18	22	--	--	--
2017-18	Regina Pats	WHL	60	22	47	69	36	42	--	--	--
2018-19	ANAHEIM	NHL	17	1	4	5	0	4	0	0	0
2018-19	San Diego Gulls	AHL	40	1	18	19	-3	10	--	--	--
2019-20	ANAHEIM	NHL	11	1	3	4	-3	2	0	0	0
2019-20	San Diego Gulls	AHL	44	4	17	21	0	40	--	--	--
2020-21	ANAHEIM	NHL	13	1	3	4	0	4	0	0	0
2020-21	San Diego Gulls	AHL	28	6	14	20	9	16	--	--	--
2021-22	ANAHEIM	NHL	38	3	4	7	-14	12	0	0	0
2022-23	FLORIDA	NHL	82	4	12	16	17	48	0	0	1
	FLORIDA TOTALS		82	4	12	16	17	48	0	0	1
	NHL TOTALS		161	10	26	36	0	70	0	0	1

CAREER PLAYOFFS

SEASON	TEAM	LEAGUE	GP	G	A	P	+/-	PIM	PPG	SHG	GWG
2014-15	Red Deer Rebels	WHL	5	0	1	1	1	2	--	--	--
2015-16	Red Deer Rebels	WHL	17	2	2	4	-2	6	--	--	--
2016-17	Regina Pats	WHL	23	8	13	21	7	16	--	--	--
2017-18	Regina Pats	WHL	7	0	5	5	4	8	--	--	--
2018-19	San Diego Gulls	AHL	9	0	0	0	-3	2	--	--	--
2020-21	San Diego Gulls	AHL	3	0	0	0	-1	2	--	--	--
2022-23	FLORIDA	NHL	21	0	3	3	-6	6	0	0	0
	FLORIDA TOTALS		21	0	3	3	-6	6	0	0	0
	NHL TOTALS		21	0	3	3	-6	6	0	0	0

FIRSTS/SINGLE-GAME HIGHS/STREAKS

First NHL Game: Jan. 7, 2020 vs. SJS
First NHL Goal: March 8, 2021 at SJS
Most Goals, Single Game: 1, Last: April 8, 2023 at CBJ
Most Assists, Single Game: 2 (4X), Last: April 24, 2022 at ANA
Most Points, Single Game: 2 (4X), Last: April 24, 2022 at ANA
Most PIM, Single Game: 7, Nov. 3, 2022 vs NYI
Most Shots, Single Game: 5, Feb. 12, 2022 vs. CHI
Longest Goal Streak: --
Longest Assist Streak: 2 Games, Feb. 19-22, 2022
Longest Point Streak: 2 Games, Feb. 19-22, 2022

INTERNATIONAL CAREER

- Won gold with Finland at the 2016 IIHF WJC and 2019 IIHF WC
- Skated in seven games for Team Finland at the 2016 IIHF World Juniors Championship
- Amassed five points (2-3-5) in ten games at the 2019 IIHF World Championships



BRANDON MONTOUR

62



Position: Defense **Shoots:** Right **Height:** 6'0" **Weight:** 194
Drafted: 2014 - 2nd Rd (55th overall) by ANA **Born:** April 11, 1994 **Birthplace:** Brantford, ON
How Acquired: Traded from Buffalo in exchange for a 2021 3rd rd pick on April 10, 2021

2022-23 SEASON

- Set the single-season franchise record for assists (57), points (73), SOG (242) by a d-man while tying the goals record (16). His 73 pts were tied for 5th-most among NHL d-men.
- His 13 even-strength goals and 40 even-strength pts were also a new record by a FLA blueliner.
- His 15 multi-point games in 2022-23 ranked behind only Aaron Ekblad's 16 in 2021-22 for the most by a blueliner in club history.
- Set franchise record for TOI (57:56) in G1 of ECF at CAR
- Scored OT winner (1-1-2), surpassed K. Yandle club record for points by a d-man on March 29 at TOR
- Reached 200 points with 2 assists on March 11 vs. WPG
- Franchise record for a d-man and career-long 10-game point streak (3-7-10) from Jan. 14 - Feb. 6
- Registered a 7-game point streak (3-9-12) from March 29 - April 10 which tied for 2nd-longest by a Panthers d-man ever
- Career-long 6-game assist streak from March 29-April 8
- Matched single-game pts record for FLA d-man twice (1-3-4 April 6 vs. OTT and Nov. 6 at ANA), first-ever FLA d-man to do so twice in one season
- Skated in 400th NHL game on Dec. 10 at TBL
- 2-game point streak (1-6-7), back-to-back games with 3 assists from Nov. 6 - 9
- Regular season career-high 30:41 TOI, Nov. 3 at SJS

CAREER HIGHLIGHTS

- Logged 42 points (13-29-42) over 112 games with BUF from 2018-19 to 2020-21
- Amassed 32 points (9-23-32) in 80 games with ANA in 2017-18, tied for NHL lead among defensemen with five game-winning goals, and ranked second among ANA defensemen in goals and tied for second in points.
- Led all AHL defensemen and rookies in assists (45) in 2015-16

NCAA CAREER

- Named to the 2014-15 Hockey East All-Rookie Team, logging 20 points (3-17-20) over 21 games with UMass-Amherst

FIRSTS/SINGLE-GAME HIGHS/STREAKS

First NHL Game: Dec. 29, 2016 at CGY
First NHL Goal: Feb. 4, 2017 at TBL
Most Goals, Single Game: 2 (3X), Last: March 31, 2021 vs. PHI
Most Assists, Single Game: 3 (6X), Last: April 6, 2023 vs. OTT
Most Points, Single Game: 4 (3X), Last: April 6, 2023 vs. OTT
Most PIM, Single Game: 15, Dec. 29, 2022 vs. MTL
Most Shots, Single Game: 8, Dec. 21, 2017 at NYI
Longest Goal Streak: 2 Games (7X), Last: Jan. 27-28, 2023
Longest Assist Streak: 6 Games, March 29-April 8, 2023
Longest Point Streak: 10 Games, Jan. 14-Feb. 6, 2023



BRANDON MONTOUR

62



CAREER REGULAR SEASON

SEASON	TEAM	LEAGUE	GP	G	A	P	+/-	PIM	PPG	SHG	GWG
2013-2014	Waterloo	USHL	60	14	48	62	35	36	7	0	3
2014-2015	Univ. of Massachusetts	NCAA	21	3	17	20	—	30	1	1	0
2014-2015	Norfolk Admirals	AHL	14	1	9	10	10	8	0	0	0
2015-2016	San Diego Gulls	AHL	68	12	45	57	0	42	6	0	3
2015-2016	San Diego Gulls	AHL	68	12	45	57	0	42	—	—	—
2016-2017	San Diego Gulls	AHL	36	13	19	32	17	34	—	—	—
2016-2017	ANAHEIM	NHL	27	2	4	6	11	14	0	0	0
2017-2018	ANAHEIM	NHL	80	5	23	32	16	42	5	1	5
2018-2019	ANAHEIM	NHL	62	5	20	25	-16	40	0	0	2
2018-2019	BUFFALO	NHL	20	3	7	10	-4	16	1	0	0
2019-2020	BUFFALO	NHL	54	5	13	18	13	28	0	0	0
2020-2021	BUFFALO	NHL	38	5	9	14	-13	24	0	2	0
2020-2021	FLORIDA	NHL	12	2	2	4	8	16	0	0	0
2021-22	FLORIDA	NHL	81	11	26	37	15	48	1	0	1
2022-23	FLORIDA	NHL	80	16	57	73	9	107	3	0	5
	FLA TOTALS		173	29	85	114	32	171	4	0	6
	NHL TOTALS		454	58	161	219	39	335	10	3	13

CAREER PLAYOFFS

SEASON	TEAM	LEAGUE	GP	G	A	P	+/-	PIM	PPG	SHG	GWG
2013-2014	Waterloo	USHL	12	6	10	16	7	10	2	0	1
2015-2016	San Diego Gulls	AHL	9	0	5	5	3	8	0	0	0
2015-2016	San Diego Gulls	AHL	9	0	5	5	3	8	—	—	—
2016-2017	ANAHEIM	NHL	17	0	7	7	12	4	0	0	0
2017-2018	ANAHEIM	NHL	4	0	1	1	-2	6	0	0	0
2020-2021	FLORIDA	NHL	6	0	0	0	-4	6	0	0	0
2021-22	FLORIDA	NHL	10	0	3	3	0	6	0	0	0
2022-23	FLORIDA	NHL	21	8	5	13	2	39	2	0	0
	FLA TOTALS		37	8	8	16	-2	51	2	0	0
	NHL TOTALS		58	8	16	24	8	61	2	0	0


JUNIOR CAREER

- Named United States Hockey League Defenseman of the Year and Player of the Year in 2013-14 after recording 62 points (14-48-62) in 60 games with the Waterloo Blackhawks

INTERNATIONAL CAREER

- Won a Silver Medal with Canada at the 2019 IIHF World Championship





MIKE REILLY

6



Position: Defense

Shoots: Left

Height: 6'1"

Weight: 196

Drafted: 2011 - 4th rd (98th overall) by CBJ

Born: July 13, 1993 **Birthplace:** Chicago, IL

How Acquired: Signed as a free agent on July 1, 2023

2022-23 SEASON

- Posted an assist in season debut on Oct. 12 at WSH
- Appeared in 36 games with Providence (AHL), amassing 26 points (7-19-26) and 34 PIM
- Collected five points including a hat trick (3-2-5) on Feb. 24 vs. Charlotte (AHL)
- Recorded a season high 7-shots on goal vs. Bridgeport (AHL) on Nov. 20

CAREER HIGHLIGHTS

- Career-high four goals, 17 points in career-high 70 games during 2021-22 season
- Career-high 19 assists with OTT in 2020-21

NCAA CAREER

- Played three seasons for the University of Minnesota (NCAA), accumulating 89 points (18-71-89) in 117 GP
- In 2013-14, was named NCAA Big-10 Defensive Player of the Year and to the Big-10 First All-Star Team as well as the NCAA West First All-American Team
- Big-10 Regular Season Champion in 2013-14 and 2014-15 seasons
- Top-10 Hobey Baker Award Finalist

INTERNATIONAL CAREER

- Won gold with Team USA at the 2013 U20 World Juniors Championship
- Represented USA at the 2015 IIHF World Championships, winning a bronze medal

FIRSTS/SINGLE-GAME HIGHS/STREAKS

First NHL Game: Jan. 9, 2016 at DAL

First NHL Goal: Feb. 13, 2016 vs. BOS

Most Goals, Single Game: 1 (12X), Last: Jan. 15, 2022

Most Assists, Single Game: 2 (10X), Last: Feb. 19, 2022

Most Points, Single Game: 2 (10X), Last: Feb. 19, 2022

Most PIM, Single Game: : 4 (4X), Last: April 8, 2022 at TBL

Most Shots, Single Game: 6 (3X), Last: Nov. 24, 2021 at BUF

Longest Goal Streak: --

Longest Assist Streak: 5 games, April 1-8, 2021

Longest Point Streak: 5 games, April 1-8, 2021

CAREER REGULAR SEASON

SEASON	TEAM	LEAGUE	GP	G	A	P	+/-	PIM	PPG	SHG	GWG
2012-13	Minnesota	NCAA	37	3	11	14	1	14	--	--	--
2013-14	Minnesota	NCAA	41	9	24	33	19	18	--	--	--
2014-15	Minnesota	NCAA	39	6	36	42	25	44	--	--	--
2015-16	MINNESOTA	NHL	29	1	6	7	-4	8	0	0	0
	Iowa Wild	AHL	45	5	18	23	-27	10	--	--	--
2016-17	MINNESOTA	AHL	17	1	0	1	1	2	0	0	0
	Iowa Wild	AHL	57	5	25	30	4	48	--	--	--
2017-18	MINNESOTA	AHL	38	2	8	10	-6	18	0	0	0
	MONTREAL	NHL	19	0	8	8	1	8	0	0	0
	Iowa Wild	AHL	1	1	0	1	-1	2	--	--	--
2018-19	MONTREAL	NHL	57	3	8	11	0	16	1	0	1
2019-20	MONTREAL	NHL	14	0	4	4	2	6	0	0	0
	OTTAWA	NHL	30	1	11	12	-8	18	1	0	1
2020-21	OTTAWA	NHL	40	0	19	19	-2	18	0	0	0
	BOSTON	NHL	15	0	8	7	4	0	0	0	0
2021-22	BOSTON	NHL	70	4	13	17	-1	32	0	1	0
2022-23	BOSTON	NHL	10	0	1	1	0	2	0	0	0
	Providence Bruins	AHL	36	7	19	26	3	34	--	--	--
	NHL TOTALS		339	12	86	98	-10	132	2	1	2

CAREER PLAYOFFS

SEASON	TEAM	LEAGUE	GP	G	A	P	+/-	PIM	PPG	SHG	GWG
2020-21	BOSTON	NHL	11	0	4	4	3	8	0	0	0
2021-22	BOSTON	NHL	5	0	0	0	1	2	0	0	0
2022-23	Providence Bruins	AHL	1	0	0	0	-1	0	--	--	--
	NHL TOTALS		16	0	4	4	4	10	0	0	0



SAM REINHART

13



Position: Forward

Shoots: Right

Height: 6'2"

Weight: 193

Drafted: 2014 - 1st Rd (2nd overall) by BUF

Born: Nov. 6, 1995 **Birthplace:** West Vancouver, BC

How Acquired: Traded from BUF in exchange for a 2022 1st round pick and Devon Levi on July 24, 2021

2022-23 SEASON

- Led FLA with 16 PPGs for 2nd consecutive season; his 32 PPGs over the past 2 seasons rank 5th among NHLers
- Posted his 2nd consecutive 30-goal campaign
- Scored game-winning PPG in G3 of the ECF vs. CAR
- Tallied 1st career playoff OT goal in Game 3 vs. TOR
- Consecutive games with PPG (2-1-3), March 10-11
- 4-game goal streak (5-1-6) from March 10 - 18
- Scored 1st NHL OT goal on Jan. 28 vs. BOS
- 7-game point streak (3-7-10) from Jan. 10 - 21
- 3-game PPG streak from Nov. 15 - 19
- Scored game-deciding goal in shootout, Nov. 3 at SJS

CAREER HIGHLIGHTS

- Led Florida with a career-high 16 power-play goals and 31 power-play points in 2021-22
- Led BUF with 25 goals, 40 points (25-15-40), 15 even-strength goals, 24 even-strength points, 10 power-play goals, 16 power-play points, five game-winning goals and 130 shots on goal in 54 games in 2020-21
- Recorded his fourth career hat trick, April 23, 2021 vs. BOS
- Has scored at least 20 goals in six of his seven full NHL seasons, and at least 40 points in all seven seasons
- Ranked 2nd on BUF in goals, assists and points since 2014-15
- Led BUF with 46 power-play goals from 2014-15 to 2020-21
- Scored his 100th NHL goal on Jan. 2, 2020 vs. EDM
- Tied for the league lead with three game-deciding shootout goals in 2018-19
- His 23 goals in 2015-16 tied for third-most among all NHL rookies that season.
- Scored his first career hat trick on Jan. 10, 2016 at WPG
- Posted first career multi-goal game (2-0-2), Nov. 28, 2015 at NSH

JUNIOR CAREER

- Played five seasons (2010-11 to 2014-15) for the Kootenay Ice of the Western Hockey League (WHL), amassing 319 points (120-199-319) over 250 games.
- Served as Kootenay's captain in 2013-14 and 2014-15
- Named the WHL's Most Valuable Player and Most Sportsmanlike Player in 2013-14 after leading Kootenay with 105 points (36-69-105) in 60 games
- Named the WHL's Rookie of the Year in 2011-12 after posting 62 points (28-34-62) over 67 games
- 2011 WHL Champion with Kootenay

INTERNATIONAL CAREER

- Earned a Gold Medal (2016) and a Silver Medal (2019) representing Canada at the IIHF World Championships.
- Earned a Gold Medal at the 2015 IIHF U20 World Junior Championship, where he scored the tournament-winning goal against Russia and led the tournament with five goals and 11 points (5-6-11).
- Served as the captain for Canada and earned Gold Medals at the 2012 Hlinka Gretzky Cup and the 2013 IIHF U18 World Championship.



FIRSTS/SINGLE-GAME HIGHS/STREAKS

First NHL Game: Oct. 9, 2014 vs. CBJ

First NHL Goal: Oct. 17, 2015 at TBL

Most Goals, Single Game: 3 (6X), Last: March 10, 2022 vs. PHI

Most Assists, Single Game: 3 (3X), Last: Jan. 20, 2022 at EDM

Most Points, Single Game: 4 (2X), Last: Jan. 31, 2022 at CBJ

Most PIM, Single Game: 12, Nov. 14, 2019 vs. CAR

Most Shots, Single Game: 8 (2X), Last: April 8, 2023 at WSH

Longest Goal Streak: 4 Games (4X), Last: March 10-18, 2023

Longest Assist Streak: 7 Games, Dec. 4 - Dec. 18, 2018

Longest Point Streak: 11 Games, Nov. 27 - Dec. 18, 2018

SAM REINHART 13

CAREER REGULAR SEASON

SEASON	TEAM	LEAGUE	GP	G	A	P	+/-	PIM	PPG	SHG	GWG
2010-2011	Kootenay	WHL	4	2	0	2	4	0	0	0	1
2011-2012	Kootenay	WHL	67	28	34	62	16	2	6	0	5
2012-2013	Kootenay	WHL	72	35	50	85	8	22	9	2	7
2013-2014	Kootenay	WHL	60	36	69	105	24	11	12	2	6
2014-2015	Kootenay	WHL	47	19	46	65	6	20	7	1	2
2014-2015	Rochester	AHL	3	0	3	3	0	0	0	0	0
2014-2015	BUFFALO	NHL	9	0	1	1	-1	2	0	0	0
2015-2016	BUFFALO	NHL	79	23	19	42	-8	8	8	0	3
2016-2017	BUFFALO	NHL	79	17	30	47	-11	8	9	0	3
2017-2018	BUFFALO	NHL	82	25	25	50	-24	26	12	0	5
2018-2019	BUFFALO	NHL	82	22	43	65	-10	16	2	0	1
2019-2020	BUFFALO	NHL	69	22	28	50	-15	20	5	0	2
2020-2021	BUFFALO	NHL	54	25	15	40	-28	10	10	0	5
2021-22	FLORIDA	NHL	78	33	49	82	25	13	16	0	6
2022-23	FLORIDA	NHL	82	31	36	67	-12	12	16	0	5
	FLA TOTALS		160	64	85	149	13	25	32	0	11
	NHL TOTALS		614	198	246	444	-84	115	78	0	30

CAREER PLAYOFFS

SEASON	TEAM	LEAGUE	GP	G	A	P	+/-	PIM	PPG	SHG	GWG
2010-2011	Kootenay	WHL	7	0	0	0	-1	0	0	0	0
2011-2012	Kootenay	WHL	4	1	1	2	-2	0	0	0	0
2012-2013	Kootenay	WHL	5	0	1	1	-8	4	0	0	0
2013-2014	Kootenay	WHL	13	6	17	23	4	2	2	0	0
2014-2015	Kootenay	WHL	7	6	3	9	2	8	3	0	0
2021-22	FLORIDA	NHL	10	3	1	4	-4	2	1	0	0
2022-23	FLORIDA	NHL	21	8	5	13	0	12	3	0	2
	FLA TOTALS		31	11	6	17	-4	14	4	0	2
	NHL TOTALS		31	11	6	17	-4	14	4	0	2


PERSONAL

• Instagram: samsonreinhardt



ACCOLADES

- 2015 WHL (East) Second All-Star Team
- 2014 WHL (East) First All-Star Team
- 2014 WHL Most Sportsmanlike Player
- 2014 WHL Player of the Year
- 2014 CHL Sportsman of the Year
- 2013 WHL (East) Second All-Star Team
- 2012 WHL Rookie of the Year
- 2011 WHL Champion



EVAN RODRIGUES 17



Position: Forward
Drafted: Undrafted
How Acquired: Signed as an unrestricted free agent on July 2, 2023

Shoots: Right **Height:** 5'11" **Weight:** 184
Born: July 28, 1993 **Birthplace:** Toronto, CAN

2022-23 SEASON

- Registered a career-long nine game point streak (3-9-12), Dec. 23 - Jan. 16
- Ranked third on Colorado in shots attempts (184)
- Produced a career-high plus-seven rating in the regular season
- Posted a plus-four rating, one assist, April 6 at SJS
- Tallied two goals (2-0-2), Oct. 29 at NYI

CAREER HIGHLIGHTS

- Set career-highs in goals (19), assists (24) and points (43) in 2021-22
- Only player on Pittsburgh to appear in all 82 games in 2021-22
- Skated in 200th career NHL game on Jan. 13, 2021 at PHI
- Made Stanley Cup playoff debut on May 16, 2021 vs. NYI and recorded first playoff point (0-1-1)

FIRSTS/SINGLE-GAME HIGHS/STREAKS

First NHL Game: Apr. 8, 2016 vs. CBJ
First NHL Goal: Apr. 9, 2016 at NYI
Most Goals, Single Game: 3, Jan. 2, 2022 vs. SJS
Most Assists, Single Game: 2 [13X], Last: Jan. 16, 2023 vs. DET
Most Points, Single Game: 3 [3X], Last: Jan 2, 2022 vs. SJS
Most PIM, Single Game: 5, Mar. 2, 2019 at TOR
Most Shots, Single Game: 12, Nov. 27, 2021 vs. MTL
Longest Goal Streak: 4 games, Jan. 14 - 29, 2019
Longest Assist Streak: 4 games, Dec. 29, 2022 - Jan. 10, 2023
Longest Points Streak: 9 games, Dec. 23, 2022 - Jan. 16, 2023

ACCOLADES

- 2012-13 NCAA (Hockey East) Second All-Star Team
- 2012-13 NCAA (New England) Most Improved Player (Hines Award)
- 2014-15 NCAA (Hockey East) All-Tournament Team
- 2014-15 NCAA (Hockey East) Champion
- 2014-15 NCAA (Hockey East) Regular Season Champion
- 2014-15 NCAA (Hockey East) Second All-Star Team
- 2014-15 NCAA (New England) D1 All-Stars

NCAA CAREER

- Appeared in 146 games with Boston University from 2011-12 to 2014-15
- Scored first NCAA goal on Jan. 13 at Northeastern
- Tied for third in goals (14), assists (20) and points (34) among BU skaters during his sophomore season
- Named a Hockey East Second Team All-Star in 2012-13 and 2014-15
- Served as an assistant captain for BU in his senior season
- Finished second in NCAA in assists (40) and points (61)
- 2014-15 Hockey East Champion



EVAN RODRIGUES 17



CAREER REGULAR SEASON

SEASON	TEAM	LEAGUE	GP	G	A	P	+/-	PIM	PPG	SHG	GWG
2011-12	Boston	NCAA	36	2	10	12	3	24	--	--	--
2012-13	Boston	NCAA	38	14	20	34	15	28	--	--	--
2013-14	Boston	NCAA	31	5	9	14	-8	20	--	--	--
2014-15	Boston	NCAA	41	21	40	61	30	31	--	--	--
2015-16	BUFFALO	NHL	2	1	1	2	0	0	0	0	0
	Rochester	NHL	72	9	21	30	-15	39	--	--	--
2016-17	BUFFALO	NHL	30	4	2	6	-7	4	1	0	0
	Rochester	NHL	48	9	21	30	-2	27	--	--	--
2017-18	BUFFALO	NHL	48	7	18	25	-10	14	1	0	0
	Rochester	NHL	8	5	5	10	-1	2	--	--	--
2018-19	BUFFALO	NHL	74	9	20	29	-7	25	2	0	1
2019-20	BUFFALO	NHL	38	5	4	9	-8	10	1	0	1
	PITTSBURGH	NHL	7	1	0	1	0	4	0	0	0
2020-21	PITTSBURGH	NHL	35	7	7	14	-3	6	2	0	1
2021-22	PITTSBURGH	NHL	82	19	24	43	3	14	7	0	2
2022-23	COLORADO	NHL	69	16	23	39	7	30	6	0	2
	NHL TOTALS		385	69	99	168	-23	107	20	0	7

CAREER PLAYOFFS

SEASON	TEAM	LEAGUE	GP	G	A	P	+/-	PIM	PPG	SHG	GWG
2020-21	PITTSBURGH	NHL	2	0	1	1	1	0	0	0	0
2021-22	PITTSBURGH	NHL	7	3	2	5	-2	4	1	1	0
2022-23	COLORADO	NHL	7	1	4	5	4	2	0	0	0
	NHL TOTALS		16	4	7	11	3	6	1	1	0





MACKIE SAMOSKEVICH 25



Position: Forward **Shoots:** Right **Height:** 5'11" **Weight:** 183
Drafted: 2021 - 1st rd (24th overall) by FLA **Born:** Nov. 15, 2002 **Birthplace:** Newtown, CT

2022-23 SEASON

- Posted 2 assists over 2 AHL regular season games with Charlotte and 4 assists over seven AHL playoff games
- Ranked third among Michigan skaters with 43 points (20-23-43)
- Scored the game-winning goal for Michigan in OT in the NCAA Tournament second round vs. Penn State to advance to the Frozen Four

INTERNATIONAL CAREER

- Competed for Team USA at the 2022 IIHF World Junior Championship, collecting 3 assists and 11 shots on goal in 5 GP

CAREER REGULAR SEASON

SEASON	TEAM	LEAGUE	GP	G	A	P	+/-	PIM	PPG	SHG	GWG
2018-19	Chicago Steel	USHL	2	0	2	2	2	0	--	--	--
2019-20	Chicago Steel	USHL	47	13	21	34	20	28	--	--	--
2020-21	Chicago Steel	USHL	36	13	24	37	2	27	--	--	--
2021-22	Michigan	NCAA	40	10	19	29	10	12	--	--	--
2022-23	Charlotte Checkers	AHL	2	0	2	2	-1	0	--	--	--
	Michigan	NCAA	39	20	23	43	5	28	--	--	--

CAREER HIGHLIGHTS

- 2021 USHL Clark Cup Champion with Chicago Steel
- Named to NCAA (Big-10) All-Rookie Team in 2021-22
- NCAA Big-10 Champion in freshman and sophomore campaign for Michigan

FIRSTS/SINGLE-GAME HIGHS/STREAKS

First NHL Game: --
First NHL Win: --
Most Goals, Single Game: --
Most Assists, Single Game: --
Most Points, Single Game: --
Most PIM, Single Game: --
Most Shots, Single Game: --
Longest Goal Streak: --
Longest Assist Streak: --
Longest Points Streak: --

CAREER PLAYOFFS

SEASON	TEAM	LEAGUE	GP	G	A	P	+/-	PIM	PPG	SHG	GWG
2018-19	Chicago Steel	USHL	3	0	1	1	1	0	--	--	--
2020-21	Chicago Steel	USHL	8	1	9	10	11	4	--	--	--
2022-23	Charlotte Checkers	AHL	7	0	4	4	0	0	--	--	--





KEVIN STENLUND

82



Position: Forward **Shoots:** Right **Height:** 6'5" **Weight:** 215
Drafted: 2015- 2nd rd (58th overall) by CBJ **Born:** Sept. 20, 1996 **Birthplace:** Stockholm, SWE
How Acquired: Signed as an unrestricted free agent on July 1, 2023

2022-23 SEASON

- Played in a career high 54 games
- Set career highs in PIM (20), plus/minus (+3), shorthanded goals (2) and shots (63)
- First multi-goal game (2-0-2) on Feb. 28 vs. LAK

CAREER HIGHLIGHTS

- Recorded 29 points (17-12-29) with WPG (2022-23) and CBJ (2018-19 to 2021-22)
- Collected 10 points (5-5-10) in 32 games with CBJ in 2020-21
- Amassed 70 points (29-41-70) in 141 career AHL games with Cleveland

CAREER REGULAR SEASON

SEASON	TEAM	LEAGUE	GP	G	A	P	+/-	PIM	PPG	SHG	GWG
2014-15	HV71	SHL	17	1	0	1	-3	2	--	--	--
2015-16	HV71	SHL	43	1	1	2	-6	20	--	--	--
2016-17	HV71	SHL	48	13	7	20	9	16	--	--	--
2017-18	HV71	SHL	43	7	15	22	4	28	--	--	--
	Cleveland Monsters	AHL	7	0	2	2	-1	4	--	--	--
2018-19	COLUMBUS	NHL	4	0	0	0	0	4	0	0	0
	Cleveland Monsters	AHL	59	15	10	25	-17	12	--	--	--
2019-20	COLUMBUS	NHL	32	6	4	10	2	8	3	0	1
	Cleveland Monsters	AHL	33	6	12	18	-10	24	--	--	--
2020-21	COLUMBUS	NHL	32	5	5	10	-4	8	0	0	1
2021-22	COLUMBUS	NHL	3	0	0	0	0	2	0	0	0
	Cleveland Monsters	AHL	42	8	17	25	-12	20	--	--	--
2022-23	WINNIPEG	NHL	54	6	3	9	3	20	0	2	0
	Manitoba Moose	AHL	19	4	10	14	-2	26	--	--	--
	NHL TOTALS		125	17	12	29	1	42	3	2	2

CAREER PLAYOFFS

SEASON	TEAM	LEAGUE	GP	G	A	P	+/-	PIM	PPG	SHG	GWG
2015-16	HV71	SHL	6	1	0	1	-1	2	--	--	--
2016-17	HV71	SHL	16	4	6	10	10	6	--	--	--
2017-18	HV71	SHL	2	0	1	1	2	2	--	--	--
2018-19	Cleveland Monsters	AHL	5	1	0	1	-1	0	--	--	--
2019-20	COLUMBUS	NHL	2	1	0	1	1	0	1	0	0
2022-23	WINNIPEG	NHL	5	1	0	1	1	2	1	0	0
	NHL TOTALS		7	2	0	2	2	2	2	0	0



ANTHONY STOLARZ

41



Position: Goaltender

Catches: Left

Height: 6'6"

Weight: 240

Drafted: 2012- 2nd rd (45th overall) by PHI

Born: Jan. 20, 1994 **Birthplace:** Edison, NJ

How Acquired: Signed as an unrestricted free agent on July 1, 2023

2022-23 SEASON

- Stopped a career-high 48 shots on 52 attempts in a 5-4 SO win over San Jose on Nov. 5
- Appeared in 19 games with the Ducks, owning a 5-6-0 record
- Missed 9 games, Dec. 12 - 30 (lower-body)
- Made his season debut on Oct. 15 at NY Islanders

CAREER HIGHLIGHTS

- Selected to play in the 2016 and 2020 AHL All-Star games
- Set AHL career bests in 2019-20 in GAA (2.66) and SV% (.922) while with San Diego
- Led AHL goaltenders in saves (1,211) and ranked tied for third in wins (21) in 2019-20 with San Diego
- Became the first Anaheim goaltender in franchise history to record a primary assist on an OT goal on Mar. 28, 2021

CAREER REGULAR SEASON

SEASON	TEAM	LEAGUE	GP	W	L	OT	SO	GA	SA	SV%	GAA	MIN
2012-13	Univ. of Nebraska-Omaha	NCAA	8	2	5	--	1	--	--	.898	2.56	--
2014-15	Lehigh Valley	AHL	31	9	13	4	2	--	913	.905	3.28	1592
2015-16	Lehigh Valley	AHL	47	21	18	10	0	--	--	.916	2.60	--
2016-17	PHILADELPHIA	NHL	7	2	1	1	1	13	181	.928	2.07	376
	Lehigh Valley	AHL	29	18	9	0	1	--	--	.911	2.92	1644
2017-18	Lehigh Valley	AHL	1	0	1	0	0	--	--	.829	6.08	59
	Reading	ECHL	3	--	--	--	--	--	--	.902	3.02	--
2018-19	PHILADELPHIA	NHL	12	4	3	3	1	35	358	.902	3.33	629
	EDMONTON	NHL	6	0	2	0	0	15	145	.897	3.77	238
	Lehigh Valley	AHL	5	2	0	2	0	--	--	.901	3.58	--
2019-20	ANAHEIM	NHL	1	0	1	0	0	2	36	.944	2.04	58
	San Diego	AHL	39	21	12	8	0	--	--	.922	2.66	2321
2020-21	ANAHEIM	NHL	8	4	3	0	1	17	230	.926	2.20	464
	San Diego	AHL	3	3	0	0	0	--	--	.920	2.93	--
2021-22	ANAHEIM	NHL	28	12	8	3	3	67	809	.917	2.67	1506
2022-23	ANAHEIM	NHL	19	5	6	0	0	51	494	.899	3.73	820
	NHL TOTALS		81	27	24	7	6	200	2253	.912	2.93	4094

JUNIOR/INTERNATIONAL CAREER

- Led London Knights to an OHL Championship in 2012-13
- Appeared in back-to-back Memorial Cup finals (2012-13 and 2013-14) with London Knights
- Represented Team USA at the 2021 IIHF World Championships

FIRSTS/SINGLE-GAME HIGHS/STREAKS

First NHL Game: Jan. 12, 2019 at WSH

First NHL Goal: Nov. 27 vs. CGY

First NHL Shutout: Dec. 11, 2016 at DET


Most Saves, Single Game: 52, Nov. 5, 2022 at SJS

Most Shots Faced, Single Game: 56, Nov. 5, 2022 at SJS

Most Goals Allowed: 6 [2X], Last: Jan. 14, 2022 at MIN

Longest Win Streak: 6 games, Nov. 5 - Dec. 15, 2021





MATTHEW TKACHUK

19



Position: Forward

Shoots: Left

Height: 6'2"

Weight: 201

Drafted: 2016 - 1st Rd (6th overall) by CGY

Born: Dec. 11, 1997 **Birthplace:** Scottsdale, AZ

How Acquired: Traded from CGY with a conditional 4th round pick in exchange for Jonathan Huberdeau, Mackenzie Weegar, Cole Schwindt and a lottery-protected 1st round pick, July 22, 2022

2022-23 SEASON

- Posted his second consecutive 40-goal campaign, led Florida with career highs in assists (69) and points (109), becoming 9th player in NHL history to produce 100 points in their 1st season with a club
- Paced the Cats in plus-minus rating (+29), even-strength points (72), power-play points (36), game-winning goals (6-tied) and shots on goal (322)
- Registered 14 games with at least 3 points and 34 multi-point games, each the most in one season in club history
- In the postseason, Tkachuk logged the most goals (11), assists

- (13) and points (24) in one playoff run in franchise history
- His four game-winning goals (including three OT winners) tied the club record for most in one playoff run (C. Verhaeghe, 22-23) and his 3 OT goals tied for the most in one run in NHL history
- His 133 combined points (51-182-133 in 98GP) between the regular season and postseason were the fourth-most by a U.S. native in NHL history
- Scored 1st hat trick with FLA on Jan. 3 vs. ARI
- Scored 400th NHL point on Nov. 15 vs. WSH

CAREER HIGHLIGHTS

- 2022-23 Hart Memorial Trophy Finalist
- His +57 rating in 2021-22 was the third-highest in one season in Flames history, and his 253 shots on goal ranked second on the team
- His 75 even-strength points and 26 multi-point games ranked 2nd on CGY, and his 17 multi-assist games tied for the 5th-most by a Flames skater in one season in club history in 2021-22
- Has skated in 27 career Stanley Cup Playoff games, logging 15 points (7-8-15)
- He surpassed the 30-goal mark twice in his career, potting 42 in 2021-22 and 34 in 2018-19, and has scored at least 20 goals four times
- Has posted 91 career multi-point games
- Represented CGY at the 2019-20 NHL All-Star Game
- Holds the Flames record for the latest overtime goal in regular season franchise history, scoring at 4:58 on Oct. 31, 2019 at NSH
- At 21 years of age and in his third NHL season, he became the youngest Flames player in franchise history to reach the 100-point mark
- Ranked fourth among rookies in even-strength points (35) in 2016-17, while his 35 assists were the ninth-most by a Flames rookie in franchise history

JUNIOR CAREER

- Skated in 57 Ontario Hockey League (OHL) games with the London Knights in 2015-16, posting 107 points (30-77-107) and a plus-45 rating
- Helped London capture the OHL championship, leading the league with 20 goals (20-20-40) over 18 postseason games
- In the Memorial Cup Final, Tkachuk scored two goals including the overtime winner, helping London capture their second CHL championship
- Skated in two USHL seasons (2013-14 to 2014-15) with the United States National Team Development Program prior to joining London, producing 50 points (18-32-50) over 57 games



FIRSTS/SINGLE-GAME HIGHS/STREAKS

First NHL Game: Oct. 12, 2016 at EDM

First NHL Goal: Oct. 18, 2016 vs. BUF

Most Goals, Single Game: 3 (4X), Last: March 30, 2023 at MTL

Most Assists, Single Game: 5, Jan. 24, 2022 vs. STL

Most Points, Single Game: 5 (3X), Last: Feb. 6, 2023 vs. TBL

Most PIM, Single Game: 18, Nov. 27, 2016 at PHI

Most Shots, Single Game: 10, Last: Nov. 3, 2022

Longest Goal Streak: 6 Games, March 11-23, 2023

Longest Assist Streak: 6 Games, Dec. 27, 2016-Jan. 7, 2017

Longest Point Streak: 9 Games (Dec. 20, 2016-Jan. 7, 2017)

MATTHEW TKACHUK

19



CAREER REGULAR SEASON

SEASON	TEAM	LEAGUE	GP	G	A	P	+/-	PIM	PPG	SHG	GWG
2013-14	USNTDP Juniors	USHL	33	5	12	17	-12	18	--	--	--
2014-15	USNTDP Juniors	USHL	24	13	20	33	20	75	--	--	--
2015-16	London Knights	OHL	57	30	77	107	45	80	--	--	--
2016-17	CALGARY	NHL	76	13	35	48	14	105	3	0	2
2017-18	CALGARY	NHL	68	24	25	49	-1	61	10	0	2
2018-19	CALGARY	NHL	80	34	43	77	14	62	11	0	2
2019-20	CALGARY	NHL	69	23	38	61	-5	74	5	0	4
2020-21	CALGARY	NHL	56	16	27	43	6	55	4	0	0
2021-22	CALGARY	NHL	82	42	62	104	57	68	12	0	6
2022-23	FLORIDA	NHL	79	40	69	109	29	123	14	0	6
	FLORIDA TOTALS		79	40	69	109	29	123	14	0	6
	NHL TOTALS		510	192	299	491	114	548	59	0	22

CAREER PLAYOFFS

SEASON	TEAM	LEAGUE	GP	G	A	P	+/-	PIM	PPG	SHG	GWG
2015-16	London Knights	OHL	4	5	3	8	-2	4	--	--	--
2016-17	CALGARY	NHL	4	0	0	0	-2	4	0	0	0
2018-19	CALGARY	NHL	5	2	1	3	-4	18	1	0	0
2019-20	CALGARY	NHL	6	1	1	2	1	10	0	0	0
2021-22	CALGARY	NHL	12	4	6	10	-6	20	1	0	0
2022-23	FLORIDA	NHL	20	11	13	24	12	74	4	0	4
	FLORIDA TOTALS		20	11	13	24	12	74	4	0	4
	NHL TOTALS		47	18	21	39	1	126	6	0	4


PERSONAL

- Twitter: @TKACHUKycheese_
- Instagram: matthew_tkachuk
- His father, Keith, won the Maurice Richard Trophy in 1996-97 and skated in 1,201 NHL games with the Winnipeg Jets, Phoenix Coyotes, St. Louis Blues and Atlanta Thrashers
- His brother, Brady, is currently the captain of the Ottawa Senators
- His sister, Taryn, plays field hockey at the University of Virginia

INTERNATIONAL CAREER

- Earned a Bronze Medal with the United States at the 2016 IIHF World Junior Championship, tying for the team lead with 11 points (4-7-11) over seven tournament games
- Helped the U.S. capture a Gold Medal at the 2015 IIHF U18 WJC, tying for the tournament lead with 10 assists (2-10-12) over seven games
- Earned gold with the U.S. at the 2014 U17 World Hockey Challenge, registering seven points (4-3-7) over six games





CARTER VERHAEGHE 23



Position: Forward

Shoots: Left

Height: 6'2"

Weight: 182

Drafted: 2013 - 3rd Rd (82nd overall) by TOR

Born: Aug. 14, 1995 **Birthplace:** Toronto, ON

How Acquired: Signed to a two-year contract, Oct. 9, 2020

2022-23 SEASON

- Led Florida with a career-high 42 goals and 35 even-strength goals, the 3rd-most single-season goals in club history
- His career-high 73 points (42-31-73) ranked 3rd on Florida and his and his 21 multi-point games tied for 2nd most
- His 15 playoff goals with Florida are a franchise record
- Scored OT winner in FLA's first Stanley Cup Final victory in G3 vs. VGK
- Tallied the OT winner in G7 of first round at BOS, his second series-clinching OT winner w/ FLA (R1G6 at WSH, 2022)

- Recorded a career-high 9 SOG on March 21 at PHI
- Matched career-high four-point game on Feb. 6 vs. TBL (2-2-4) and April 1 (4-0-4)
- Scored career-high 4 goals and reached 40th goal mark on April 1 at CBJ
- 8-game point streak (4-7-11) from March 10 - 25
- 7-game point streak (7-3-10) from Jan. 16-27
- Skated in 200th NHL game on Dec. 8 vs. DET
- Tallied two goals in home opener on Oct. 19 vs. PHI

CAREER HIGHLIGHTS

- Scored the game-winning goal in each of the final three games of the series vs. WSH, including two in OT. His OT winner in Game 6 marked FLA's first series-clinching OT goal in club history
- Set a club record for points in a playoff games with five (2-3-5) in Game 5 vs. WSH during 2022 playoffs
- Won the 2019-20 Stanley Cup with TBL
- Career-high four-point game (3-1-4), first hat trick with FLA, scoring an EVG, PPG, SHG, added assist on OT GWG, March 27, 2021 at DAL
- 4-game point streak (3-3-6), March 9-15, 2021
- Tallied his first NHL hat trick (3-0-3) including his first NHL power-play goal, Jan. 7 vs. VAN
- Scored his first NHL game-winning goal, Feb. 8, 2020 vs. NYI
- Scored his first NHL goal recorded three points (1-2-3), Dec. 7, 2019 vs. SJS
- Made his NHL debut with TBL, Oct. 3, 2019 vs. FLA
- Appeared in 211 AHL games with Syracuse, Bridgeport and Toronto, amassing 175 points (73-102-175)
- Led the AHL in goals (34) and points (82) and led SYR in assists (48) in 2018-19
- Named to the AHL First All-Star Team in 2018-19

JUNIOR CAREER

- Spent four seasons (2011-12 to 2014-15) with the Niagara Ice Dogs of the Ontario Hockey League (OHL), producing 224 points (83-141-224) over 252 regular season games
- Served as Niagara's captain during the 2014-15 season and led the club in points in his final two seasons



FIRSTS/SINGLE-GAME HIGHS/STREAKS

First NHL Game: Oct. 3, 2019 vs. FLA

First NHL Goal: Dec. 7, 2019 vs. SJS

Most Goals: 4, April 1, 2023 at CBJ

Most Assists: 2 (14X), Last: March 18, 2023

Most Points: 4 (3X), Last: April 1, 2023 at CBJ

Most PIM: 5, Feb. 15, 2021 at TBL

Most Shots: 9, March 21, 2023 at PHI

Longest Goal Streak: 4 Games, Last: Jan. 21-Jan. 27, 2023

Longest Assist Streak: 3 Games (4X), Last: March 21-25, 2023

Longest Point Streak: 8 Games, March 10-25, 2023

CARTER VERHAEGHE 23

CAREER REGULAR SEASON

SEASON	TEAM	LEAGUE	GP	G	A	P	+/-	PIM	PPG	SHG	GWG
2011-12	Niagara	OHL	62	4	12	16	6	10	1	0	--
2012-13	Niagara	OHL	67	18	26	44	-12	22	5	0	--
2013-14	Niagara	OHL	65	28	54	82	-19	60	13	0	0
2013-14	Toronto	AHL	2	0	1	1	2	0	0	0	0
2014-15	Niagara	OHL	68	33	49	82	21	38	3	1	2
2015-16	Bridgeport	AHL	30	6	9	15	3	6	1	0	1
2015-16	Missouri	ECHL	20	8	17	25	16	2	1	0	--
2016-17	Bridgeport	AHL	45	16	13	29	12	20	--	--	--
2016-17	Kansas City	ECHL	16	12	20	32	11	4	--	--	--
2017-18	Syracuse	AHL	58	17	31	48	18	30	--	--	--
2018-19	Syracuse	AHL	76	34	48	82	26	34	--	--	--
2019-20	TAMPA BAY	NHL	52	9	4	13	-9	8	1	0	1
2020-21	FLORIDA	NHL	43	18	18	36	24	31	1	1	3
2021-22	FLORIDA	NHL	78	24	31	55	24	48	0	0	4
2022-23	FLORIDA	NHL	81	42	31	73	10	46	7	0	2
	FLA TOTALS		202	84	80	164	58	125	8	1	9
	NHL TOTALS		254	93	84	177	49	133	9	1	10

CAREER PLAYOFFS

SEASON	TEAM	LEAGUE	GP	G	A	P	+/-	PIM	PPG	SHG	GWG
2011-12	Niagara	OHL	19	1	2	3	3	2	0	0	--
2012-13	Niagara	OHL	5	2	2	4	0	6	1	0	--
2013-14	Niagara	OHL	6	2	2	4	-1	6	0	0	1
2014-15	Niagara	OHL	11	6	8	14	1	4	2	0	0
2015-16	Missouri	ECHL	10	2	9	11	0	2	0	0	--
2017-18	Syracuse	AHL	7	1	7	8	0	0	--	--	--
2018-19	Syracuse	AHL	4	1	5	6	-2	2	--	--	--
2019-20	TAMPA BAY	NHL	8	0	2	2	-1	2	0	0	0
2020-21	FLORIDA	NHL	6	2	1	3	-3	2	1	0	0
2021-22	FLORIDA	NHL	10	6	6	12	7	4	0	0	3
2022-23	FLORIDA	NHL	21	7	10	17	7	8	0	0	4
	FLA TOTALS		37	15	17	32	11	14	1	0	7
	NHL TOTALS		45	15	19	34	10	16	1	0	7

INTERNATIONAL CAREER

- Won a Gold Medal with Canada at the 2013 IIHF World U18 Championship, recording four assists over seven games

PERSONAL

- Twitter: @CVerhaeghe21
- Instagram: carterverhaeghe
- Away from the rink he enjoys golfing

ACCOLADES

- 2019-20 Stanley Cup Champion
- 2018-19 John B. Sollenger Award (AHL, Most Points)
- 2018-19 Willie Marshall Award (AHL, Most Goals)
- 2018-19 AHL First All-Star Team
- 2013 IIHF U18 World Championship Gold Medal



In the System

F L O R I D A P A N T H E R S H O C K E Y C L U B



DRAFTED:
2022 - 3rd round (93rd overall) by Florida

MAREK ALSCHER | DEFENSE

Shoots Left | 6-3, 206 lbs. | Born 4/7/04 in Slany, CZE

REGULAR SEASON

	TEAM	LGE	GP	G	A	PTS	PIM
2019-20	PELICANS U18	U18 SM-SARJA	33	3	1	4	8
2020-21	PELICANS U18	U18 SM-SARJA	27	3	11	14	2
2021-22	PORTLAND WINTERHAWKS	WHL	61	7	9	16	48
2022-23	PORTLAND WINTERHAWKS	WHL	60	8	16	24	67

PLAYOFFS

	TEAM	LGE	GP	G	A	PTS	PIM
2021-22	PORTLAND WINTERHAWKS	WHL	11	0	0	0	17
2022-23	PORTLAND WINTERHAWKS	WHL	9	0	4	4	2



DRAFTED:
2022 - 7th round (214th overall) by Florida

LIAM ARNSBY | FORWARD

Shoots Right | 5-10, 181 lbs. | Born 11/20/03 in Ajax, ON

REGULAR SEASON

	TEAM	LGE	GP	G	A	PTS	PIM
2019-20	North Bay Battalion	OHL	55	4	16	20	63
2021-22	North Bay Battalion	OHL	46	9	17	26	70
2022-23	North Bay Battalion	OHL	54	12	18	30	78

PLAYOFFS

	TEAM	LGE	GP	G	A	PTS	PIM
2021-22	North Bay Battalion	OHL	13	0	6	6	19
2022-23	North Bay Battalion	OHL	20	7	4	11	29



HOW ACQUIRED:

Signed as a free agent on July 1, 2023

RASMUS ASPLUND | FORWARD

Shoots Left | 5-11, 185 lbs. | Born 12/3/97 in Filipstad, SWE

REGULAR SEASON

	TEAM	LGE	GP	G	A	PTS	PIM
2014-15	Farjestad BK	SHL	35	2	1	3	4
2015-16	Farjestad BK	SHL	46	4	8	12	16
2016-17	Farjestad BK	SHL	39	6	13	19	10
2017-18	Farjestad BK	SHL	50	8	20	28	20
2018-19	Rochester	AHL	75	10	31	41	26
2019-20	BUFFALO	NHL	29	1	2	3	6
	Rochester	AHL	33	3	16	19	2
2020-21	BUFFALO	NHL	28	7	4	11	0
	Rochester	AHL	3	0	2	2	0
2021-22	BUFFALO	NHL	80	8	19	27	10
2022-23	BUFFALO	NHL	27	2	6	8	0
	NASHVILLE	NHL	19	0	0	0	4
	NHL TOTALS		183	18	31	49	20

PLAYOFFS

	TEAM	LGE	GP	G	A	PTS	PIM
2014-15	Farjestad BK	SHL	3	0	0	0	--
2015-16	Farjestad BK	SHL	3	0	0	0	--
2016-17	Farjestad BK	SHL	5	0	3	3	--
2017-18	Farjestad BK	SHL	6	0	0	0	--
2018-19	Rochester	AHL	3	0	0	0	--



DRAFTED:

2020 - 4th round
(95th overall) by Florida

MICHAEL BENNING | DEFENSE

Shoots Right | 5-9, 185 lbs. | Born 1/5/02 in Edmonton, AB

REGULAR SEASON

	TEAM	LGE	GP	G	A	PTS	PIM
2018-19	Sherwood Park	AJHL	60	10	51	61	99
2019-20	Sherwood Park	AJHL	54	12	63	75	54
2020-21	Univ. of Denver	NCAA	21	3	8	11	8
2021-22	Univ. of Denver	NCAA	41	15	23	38	14
2022-23	Univ. of Denver	NCAA	39	13	21	34	38

PLAYOFFS

	TEAM	LGE	GP	G	A	PTS	PIM
2018-19	Sherwood Park	AJHL	12	1	8	9	14

**DRAFTED:**

2019 - 4th round
(106th overall) by Florida

CARTER BERGER | DEFENSE

Shoots Left | 6-0, 200 lbs. | Born 9/17/99 in North Vancouver, BC

REGULAR SEASON

	TEAM	LGE	GP	G	A	PTS	PIM
2016-17	Victoria	BCHL	44	4	7	11	12
2017-18	Victoria	BCHL	56	10	24	34	18
2018-19	Victoria	BCHL	54	27	36	63	48
2019-20	Univ. of Connecticut	NCAA	31	2	8	10	14
2020-21	Univ. of Connecticut	NCAA	21	1	8	9	6
2021-22	Univ. of Connecticut	NCAA	35	1	7	8	16
2022-23	Western Michigan	NCAA	33	5	18	23	16

PLAYOFFS

	TEAM	LGE	GP	G	A	PTS	PIM
2016-17	Victoria	BCHL	16	0	1	1	4
2017-18	Victoria	BCHL	12	1	7	8	4
2018-19	Victoria	BCHL	15	5	13	18	22

**HOW ACQUIRED:**

Traded from CHI with Lucas Wallmark to FLA in exchange for Brett Connolly, Riley Stillman, Henrik Borgstrom and a 2021 7th round pick on April 8, 2021.

LUCAS CARLSSON | DEFENSE

Shoots Left | 6-0, 192 lbs. | Born 7/5/97 in Galve, SWE

REGULAR SEASON

	TEAM	LGE	GP	G	A	PTS	PIM
2014-15	Brynäs IF	SHL	16	0	1	1	2
2015-16	Brynäs IF	SHL	35	4	5	9	8
2016-17	Brynäs IF	SHL	41	3	8	11	16
2017-18	Brynäs IF	SHL	44	7	10	17	28
2018-19	Rockford IceHogs	AHL	69	9	24	33	34
2019-20	CHICAGO	NHL	6	0	1	1	0
	Rockford IceHogs	AHL	48	5	21	26	26
2020-21	CHICAGO	NHL	12	0	1	1	2
	Rockford IceHogs	AHL	7	1	2	3	4
	Syracuse Crunch	AHL	11	2	7	9	8
2021-22	FLORIDA	NHL	40	3	6	9	10
	Charlotte Checkers	AHL	8	1	5	6	8
2022-23	FLORIDA	NHL	2	0	0	0	2
	Charlotte Checkers	AHL	61	20	34	54	42
	FLORIDA TOTALS		42	3	6	9	12
	NHL TOTALS		60	3	8	11	14

PLAYOFFS

	TEAM	LGE	GP	G	A	PTS	PIM
2014-15	Brynäs IF	SHL	1	0	0	0	0
2015-16	Brynäs IF	SHL	3	0	2	2	0
2016-17	Brynäs IF	SHL	20	0	4	4	4
2017-18	Brynäs IF	SHL	6	0	0	0	2
2019-20	CHICAGO	NHL	1	0	0	0	0
2022-23	Charlotte Checkers	AHL	7	3	3	6	4
	NHL TOTALS		1	0	0	0	0



DRAFTED:
2023 - 6th rd (191st overall)
by Florida

LUKE COUGHLIN | DEFENSE

Shoots Left | 5-10, 172 lbs. | Born 04/11/05 in Charlottetown, PEI

REGULAR SEASON

	TEAM	LGE	GP	G	A	PTS	PIM
2021-22	Rimouski Oceanic	QMJHL	55	4	15	18	18
2022-23	Rimouski Oceanic	QMJHL	37	5	14	19	16

PLAYOFFS

	TEAM	LGE	GP	G	A	PTS	PIM
2021-22	Rimouski Oceanic	QMJHL	2	0	0	0	0
2022-23	Rimouski Oceanic	QMJHL	9	1	6	7	8



DRAFTED:
2022 - 6th round
(186th overall) by Florida

JOSH DAVIES | FORWARD

Shoots Left | 5-9, 197 lbs. | Born 03/24/04 in Calgary, AB

REGULAR SEASON

	TEAM	LGE	GP	G	A	PTS	PIM
2019-20	Swift Current Broncos	WHL	3	0	0	0	2
2020-21	Swift Current Broncos	WHL	20	6	3	9	16
2021-22	Swift Current Broncos	WHL	64	16	20	36	119
2022-23	Swift Current Broncos	WHL	62	20	14	34	131
	Charlotte Checkers	NHL	1	0	0	0	2



ZAC DALPE | FORWARD


Shoots Right | 6-2, 197 lbs. | Born 11/01/89 in Paris, ON

REGULAR SEASON

	TEAM	LGE	GP	G	A	PTS	PIM
2008-2009	Ohio State	NCAA	37	13	12	25	25
2009-2010	Ohio State	NCAA	39	21	24	45	19
2009-2010	Albany	AHL	9	6	2	8	0
2010-2011	CAROLINA	NHL	15	3	1	4	0
2010-2011	Charlotte	AHL	61	23	34	57	21
2011-2012	CAROLINA	NHL	16	1	2	3	4
2011-2012	Charlotte	AHL	56	18	14	32	17
2012-2013	CAROLINA	NHL	10	1	2	3	0
2012-2013	Charlotte	AHL	54	21	21	42	12
2013-2014	VANCOUVER	NHL	55	4	3	7	6
2013-2014	Utica	AHL	6	0	3	3	2
2014-2015	BUFFALO	NHL	21	1	2	3	4
2014-2015	Rochester	AHL	44	16	12	28	0
2015-2016	MINNESOTA	NHL	2	1	0	1	0
2015-2016	Iowa	AHL	8	3	1	4	24
2016-2017	MINNESOTA	NHL	9	1	2	3	9
2016-2017	Cleveland	AHL	20	8	6	14	22
2016-2017	Iowa	AHL	12	2	0	2	0
2017-2018	COLUMBUS	NHL	12	0	0	0	13
2017-2018	Cleveland	AHL	35	11	15	26	35
2018-2019	COLUMBUS	NHL	1	0	1	1	0
2018-2019	Cleveland	AHL	55	33	22	55	43
2019-2020	Cleveland	AHL	18	7	4	11	4
2020-2021	COLUMBUS	NHL	12	2	1	3	0
2020-2021	Cleveland	AHL	5	3	1	4	5
2021-2022	FLORIDA	NHL	1	0	0	0	0
2021-2022	Charlotte	AHL	68	30	9	39	43
2022-2023	FLORIDA	NHL	14	2	2	4	2
2022-2023	Charlotte	AHL	47	21	14	35	19
	FLA TOTALS		15	2	2	4	2
	NHL TOTALS		159	16	16	32	38

PLAYOFFS

	TEAM	LGE	GP	G	A	PTS	PIM
2009-10	Albany River Rats	AHL	8	3	3	6	0
2010-11	Charlotte Checkers	AHL	16	6	7	13	6
2012-13	Charlotte Checkers	AHL	5	0	0	0	4
2015-16	MINNESOTA	NHL	3	0	0	0	0
2018-19	Cleveland Monsters	AHL	8	2	1	3	16
2021-22	Charlotte	AHL	7	7	1	8	2
2022-23	FLORIDA	NHL	13	1	0	1	2
	FLORIDA TOTALS		13	1	0	1	2
	NHL TOTALS		16	1	0	1	2



JACK DEVINE | FORWARD

Shoots Right | 5-11, 173 lbs. | Born 10/01/03 in Glencoe, IL

REGULAR SEASON

	TEAM	LGE	GP	G	A	PTS	PIM
2019-20	USNTDP Juniors	USHL	29	6	20	26	28
2020-21	USNTDP Juniors	USHL	13	1	7	8	2
2021-22	Univ. of Denver	NCAA	36	3	16	19	16
2022-23	Univ. of Denver	NCAA	38	14	17	31	19

DRAFTED:

2022 - 7th round
(221th overall) by Florida



ELLIOT EKMARK | FORWARD

Shoots Left | 5-9, 162 lbs. | Born 1/29/02 in Linköping, SWE

REGULAR SEASON

	TEAM	LGE	GP	G	A	PTS	PIM
2017-18	Linköping HC J18	J18 Elit	14	4	2	6	2
2017-18	Linköping HC J18	J18 Allsvenskan	15	4	9	13	2
2018-19	Linköping HC J18	J18 Elit	22	12	11	23	22
2018-19	Linköping HC J18	J18 Allsvenskan	15	5	7	12	4
2018-19	Linköping HC J20	J20 SuperElit	7	1	3	4	0
2019-20	Linköping HC J20	J20 SuperElit	31	12	14	26	6
2019-20	Linköping HC	SHL	4	0	0	0	0
2020-21	Linköping HC J20	J20 Nationell	7	2	8	10	0
2021-22	Linköping HC J20	J20 Nationell	7	4	2	6	8
2022-23	Linköping HC J20	J20 Nationell	8	2	3	5	6
	Linköping HC	SHL	7	1	2	3	0
	IF Björkloven (Loan)	HockeyAllsvenskan	16	2	1	3	0

PLAYOFFS

	TEAM	LGE	GP	G	A	PTS	PIM
2017-18	Linköping HC J18	J18 Allsvenskan	6	0	2	2	2
2018-19	Linköping HC J18	J18 Allsvenskan	6	1	4	5	4
2021-22	Linköping HC J18	J18 Allsvenskan	2	0	1	1	0
2022-23	IF Björkloven	HockeyAllsvenskan	9	0	1	1	0

**HOW ACQUIRED:**

Claimed off waivers from
Buffalo on Jan. 11, 2023

CASEY FITZGERALD | DEFENSE

Shoots Right | 5-11, 183 lbs. | Born 2/25/1997 in North Reading, MA

REGULAR SEASON

	TEAM	LGE	GP	G	A	PTS	PIM
2015-16	Boston College	NCAA	39	4	23	27	46
2016-17	Boston College	NCAA	37	5	17	22	46
2017-18	Boston College	NCAA	36	6	13	19	45
2018-19	Boston College	NCAA	39	2	12	14	26
	Rochester Americans	AHL	4	1	2	3	0
2019-20	Rochester Americans	AHL	25	2	6	8	30
2020-21	Rochester Americans	AHL	22	2	9	11	34
2021-22	BUFFALO	NHL	36	0	6	6	36
	Rochester Americans	AHL	28	4	8	13	43
2022-23	BUFFALO	NHL	23	0	3	3	4
	FLORIDA	NHL	4	0	0	0	0
	FLORIDA TOTALS		4	0	0	0	0
	NHL TOTALS		63	0	9	9	40

PLAYOFFS

	TEAM	LGE	GP	G	A	PTS	PIM
2021-22	Rochester Americans	AHL	10	2	5	7	11
2022-23	FLORIDA	NHL	2	0	0	0	10
	FLORIDA TOTALS		2	0	0	0	10
	NHL TOTALS		2	0	0	0	10



HOW ACQUIRED:
Signed by Florida on an AHL deal on July 2, 2023

JONAH GADJOVICH | FORWARD

Shoots Left | 6-2, 209 lbs. | Born 10/12/1998 in Whitby, ON

REGULAR SEASON

	TEAM	LGE	GP	G	A	PTS	PIM
2014-15	Owen Sound Attack	OHL	60	4	5	9	59
2015-16	Owen Sound Attack	OHL	66	14	10	24	42
2016-17	Owen Sound Attack	OHL	60	46	28	74	32
2017-18	Owen Sound Attack	OHL	42	25	23	48	42
2018-19	Utica Comets	AHL	43	4	6	10	32
2019-20	Utica Comets	AHL	38	13	4	17	32
2020-21	VANCOUVER	NHL	1	0	0	0	17
	Utica Comets	AHL	19	15	3	18	17
2021-22	SAN JOSE	NHL	43	1	2	3	74
2022-23	SAN JOSE	NHL	35	3	4	7	57
	NHL TOTALS		79	4	6	10	148

PLAYOFFS

	TEAM	LGE	GP	G	A	PTS	PIM
2014-15	Owen Sound Attack	OHL	3	0	0	0	0
2015-16	Owen Sound Attack	OHL	6	1	1	2	6
2016-17	Owen Sound Attack	OHL	17	4	3	7	8
2017-18	Owen Sound Attack	OHL	9	2	2	4	2



DRAFTED:
2021 - 5th round
(152nd overall) by Florida

KIRILL GERASIMYUK | GOALTENDER

Catches Left | 6-2, 179 lbs. | Born 8/22/03 in St. Petersburg, RUS

REGULAR SEASON

	TEAM	LGE	GP	W	L	OT	SO	GAA	PCT
2019-20	SKA-Varyagi	MHL	7	2	1	1	0	4.45	.850
2020-21	SKA-Neva	VHL	5	2	3	0	0	2.66	.913
2020-21	SKA-Varyagi	MHL	27	14	13	0	4	2.59	.931
2021-22	SKA-1946	MHL	18	-	-	-	3	1.79	.932
2022-23	SKA-Neva	VHL	2	0	0	1	0	2.40	.926
	SKA-1946	MHL	24	15	4	4	2	1.82	.932

PLAYOFFS

	TEAM	LGE	GP	W	L	OT	SO	GAA	PCT
2021-22	SKA-1946	MHL	3	-	-	-	0	2.78	.902



HOW ACQUIRED:
Signed by Florida on Sept. 20, 2022

PATRICK GILES | FORWARD
Shoots Right | 6-4, 217 lbs. | Born 01/03/00 in Chevy Chase, MD

REGULAR SEASON

	TEAM	LGE	GP	G	A	PTS	PIM
2016-17	USNTDP Juniors	USHL	34	2	4	6	28
2017-18	USNTDP Juniors	USHL	26	2	4	6	26
2018-19	Boston College	NCAA	37	1	5	6	14
2019-20	Boston College	NCAA	10	3	2	5	4
2020-21	Boston College "A"	NCAA	24	3	9	12	16
2021-22	Boston College "A"	NCAA	37	15	7	22	26
2021-22	Charlotte Checkers	AHL	10	0	1	1	0
2022-23	Charlotte Checkers	AHL	72	2	10	13	28

PLAYOFFS

	TEAM	LGE	GP	G	A	PTS	PIM
2021-22	Charlotte Checkers	AHL	7	0	2	2	9
2022-23	Charlotte Checkers	AHL	7	1	0	1	4



HOW ACQUIRED:
2023 - 5th rd (159th overall) by Florida


OLOF GLIFFORD | GOALTENDER
Catches Left | 6-4, 191 lbs. | Born 03/5/05 in Husqvarna, SWE

REGULAR SEASON

	TEAM	LGE	GP	W	L	OT	SO	GAA	PCT
2022-23	HV71 J18	J18 Region	11	7	3	0	1	2.48	.907
	HV71 J18	J18 Nationell	11	6	5	0	0	2.56	.929
	HV71 J20	J20 Nationell	3	3	0	0	0	1.65	.949

PLAYOFFS

	TEAM	LGE	GP	W	L	OT	SO	GAA	PCT
2022-23	HV71 J18	J18 Nationell 6	4	4	2	0	0	2.68	.923

**HOW ACQUIRED:**

Signed as a free agent by
Florida, February 7, 2022

MACK GUZDA | GOALTENDER

Catches Left | 6-5, 209 lbs. | Born 01/11/01 in Knoxville, TN

REGULAR SEASON

	TEAM	LGE	GP	W	L	OT	SO	GAA	PCT
2017-18	Owen Sound Attack	OHL	30	14	6	4	1	3.20	.879
2018-19	Owen Sound Attack	OHL	49	20	19	5	2	3.63	.878
2019-20	Owen Sound Attack	OHL	51	--	--	--	--	3.18	.900
2021-22	Barrie Colts	OHL	31	20	9	2	2	2.52	.915
2021-22	Owen Sound Attack	OHL	10	5	4	1	0	3.20	.915
2022-23	Charlotte Checkers	AHL	29	16	9	3	1	2.88	.897

PLAYOFFS

	TEAM	LGE	GP	W	L	OT	SO	GAA	PCT
2017-18	Owen Sound Attack	OHL	3	1	1	0	0	3.30	.884
2018-19	Owen Sound Attack	OHL	5	1	4	1	0	4.25	.873
2021-22	Barrie Colts	OHL	4	1	3	0	0	2.51	.929
2022-23	Charlotte Checkers	AHL	5	2	3	0	0	3.75	.853

**DRAFTED:**


2022 - 4th round
(125th overall) by Florida

LUDVIG JANSSON | DEFENSE

Shoots Right | 6-0, 176 lbs. | Born 12/27/03 in Stockholm, SWE

REGULAR SEASON

	TEAM	LGE	GP	G	A	PTS	PIM
2019-20	Sodertälje SK Jr.	Swe-Jr.	30	1	4	5	-7
2020-21	Sodertälje SK	Swe-1	20	1	1	2	-3
2020-21	Sodertälje SK Jr.	Swe-Jr.	18	1	11	12	3
2021-22	Sodertälje SK Jr.	Swe-Jr.	9	2	2	4	-1
2021-22	Sodertälje SK	Swe-1	47	2	3	5	-9
2022-23	Sodertälje SK Jr.	Swe-Jr.	7	2	3	5	6
	Sodertälje SK	Swe-1	44	1	9	10	10



DRAFTED:
Undrafted

HOW ACQUIRED:
Signed by Florida as an
unrestricted free agent,
April 1, 2021

MATT KIERSTED | DEFENSE

Shoots Left | 6-0, 181 lbs. | Born 4/14/98 in Elk River, MN

REGULAR SEASON

	TEAM	LGE	GP	G	A	PTS	PIM
2014-15	Chicago Steel	USHL	11	0	1	1	6
2015-16	Chicago Steel	USHL	57	4	19	23	44
2016-17	Chicago Steel	USHL	23	2	12	14	24
2017-18	U. of North Dakota	NCHC	29	4	4	8	10
2018-19	U. of North Dakota	NCHC	36	7	11	18	35
2019-20	U. of North Dakota	NCHC	33	6	23	29	50
2020-21	U. of North Dakota	NCHC	29	3	19	22	28
2020-21	FLORIDA	NHL	7	0	0	0	2
2021-22	Charlotte Checkers	AHL	63	5	15	20	64
2021-22	FLORIDA	NHL	10	1	1	2	2
2022-23	FLORIDA	NHL	20	1	3	4	6
	Charlotte Checkers	AHL	49	6	15	21	44
	FLA TOTALS		37	2	4	6	10
	NHL TOTALS		37	2	4	6	10

PLAYOFFS

	TEAM	LGE	GP	G	A	PTS	PIM
2021-22	Charlotte Checkers	AHL	7	1	0	1	4
2022-23	Charlotte Checkers	AHL	7	0	3	3	16



DRAFTED:
2018 - 7th round
(207th overall) by Florida

SANTTU KINNUNEN | DEFENSE

Shoots Right | 6-3, 190 lbs. | Born 3/25/99 in Lahti, FIN

REGULAR SEASON

	TEAM	LGE	GP	G	A	PTS	PIM
2015-16	Pelicans U18	Jr. B SM-sarja	1	0	0	0	0
2016-17	Pelicans U18	Jr. B SM-sarja	44	4	19	23	32
2016-17	Pelicans U20	Jr. A SM-liiga	5	0	1	1	2
2017-18	Pelicans U20	Jr. A SM-liiga	43	4	20	24	22
2017-18	Peliitat	Mestis	11	0	4	4	2
2018-19	Pelicans	Liiga	27	1	6	7	4
2018-19	Peliitat	Mestis	21	1	12	13	35
2018-19	Pelicans U20	Jr. A SM-liiga	13	2	5	7	14
2019-20	Pelicans	Liiga	24	0	1	1	14
2019-20	Peliitat	Mesits	26	2	8	10	26
2020-21	Tappara	Liiga	59	5	14	19	16
2021-22	Tappara	Liiga	54	4	19	23	57
2022-23	Charlotte Checkers	AHL	69	9	26	35	24

PLAYOFFS

	TEAM	LGE	GP	G	A	PTS	PIM
2017-18	Peliitat	Mestis	4	1	1	2	10
2018-19	Pelicans U20	Jr. A SM-liiga	10	0	3	3	2
2020-21	Tappara	Liiga	9	2	1	3	0
2021-22	Tappara	Liiga	13	0	2	2	2
2022-23	Charlotte Checkers	AHL	7	2	4	6	2

**DRAFTED:**

2021 - 6th round
(184th overall) by Florida

JAKUB KOS | FORWARD

Shoots Left | 6-2, 174 lbs. | Born 5/30/03 in Kurim, CZE

REGULAR SEASON

	TEAM	LGE	GP	G	A	PTS	PIM
2019-20	Ilves U18	U18 SM-sarja	16	7	10	17	6
2019-20	Ilves U20	U20 SM-liiga	33	4	14	18	10
2020-21	Ilves U20	U20 SM-sarja	32	5	13	18	24
2021-22	Ilves U20	U20 SM-sarja	17	1	2	3	2
2022-23	Ilves	Liiga	3	0	0	0	2
	Ilves U20	U20 SM-sarja	8	2	9	11	4
	KOOVEE	Mestis	4	0	2	2	6

PLAYOFFS

	TEAM	LGE	GP	G	A	PTS	PIM
2021-22	KOOVEE	Mestis	9	3	7	10	2

**DRAFTED:**

2019 - 5th round
(137th overall) by Florida

OWEN LINDMARK | FORWARD

Shoots Right | 6-0, 192 lbs. | Born 5/17/01 in Enid, OK

REGULAR SEASON

	TEAM	LGE	GP	G	A	PTS	PIM
2017-18	USNTDP Juniors	USHL	34	7	12	19	8
2017-18	USNTDP U17	USDP	61	18	19	37	12
2018-19	USNTDP Juniors	USHL	24	5	9	14	4
2018-19	USNTDP U18	USDP	56	11	14	25	22
2019-20	Univ. Wisconsin	Big-10	36	6	11	17	8
2020-21	Univ. Wisconsin	Big-10	27	4	13	17	4
2021-22	Univ. Wisconsin	Big-10	9	1	0	1	2
2022-23	Univ. Wisconsin	Big-10	36	4	5	9	10

PLAYOFFS

	TEAM	LGE	GP	G	A	PTS	PIM
2017-18	USNTDP Juniors	USHL	8	5	1	6	0



HOW ACQUIRED:

Signed as a free agent by Florida on July 1, 2023.

WILL LOCKWOOD | FORWARD

Shoots Right | 6-0, 178 lbs. | Born 6/20/98 in Royal Oak, MI

REGULAR SEASON

	TEAM	LGE	GP	G	A	PTS	PIM
2016-17	Univ. of Michigan	NCAA	30	8	12	20	33
2017-18	Univ. of Michigan	NCAA	16	4	7	11	11
2018-19	Univ. of Michigan	NCAA	36	16	15	31	24
2019-20	Univ. of Michigan	NCAA	33	9	14	23	18
2020-21	VANCOUVER	NHL	2	0	0	0	2
	Utica Comets	AHL	24	4	7	11	17
2021-22	VANCOUVER	NHL	13	0	0	0	9
	Abbotsford Canucks	AHL	46	9	16	25	38
2022-23	VANCOUVER	NHL	13	0	1	1	0
	Abbotsford Canucks	AHL	26	12	6	18	16
	Hartford Wolf Pack	AHL	17	5	7	12	6
	NHL TOTALS		28	0	1	1	11

PLAYOFFS

	TEAM	LGE	GP	G	A	PTS	PIM
2022-23	Hartford Wolf Pack	AHL	9	0	3	3	23



DRAFTED:

2021 - 4th round (120th overall) by Florida

VLADISLAV LUKASHEVICH | DEFENSE

Shoots Left | 6-2, 167 lbs. | Born 5/23/03 in Magadan, RUS

	TEAM	LGE	GP	G	A	PTS	PIM
2018-19	Lokomotiv Yaroslavl U16	Russia U16	1	0	0	0	2
2018-19	Lokomotiv Yaroslavl U17	Russia U17	12	0	8	8	39
2019-20	Lokomotiv Yaroslavl U17	Russia U17	1	0	0	0	0
2019-20	Loko Yaroslavl	MHL	36	2	4	6	14
2019-20	Loko- Yuniar Yaroslavl	NMHL	2	0	1	1	0
2020-21	Loko Yaroslavl	MHL	36	3	26	19	8
2021-22	Loko Yaroslavl	MHL	26	0	5	5	6
2022-23	Loko Yaroslavl	MHL	45	2	16	18	14

PLAYOFFS

	TEAM	LGE	GP	G	A	PTS	PIM
2020-21	Loko Yaroslavl	MHL	5	0	1	1	0
2021-22	Loko Yaroslavl	MHL	5	0	2	2	0
2022-23	Loko Yaroslavl	MHL	10	0	0	0	12

**HOW ACQUIRED:**

Signed as a free agent by
Florida, July 15, 2022

GERRY MAYHEW | FORWARD

Shoots Right | 5-9, 161 lbs. | Born 12/31/92 in Wyandotte, MI

REGULAR SEASON

	TEAM	LGE	GP	G	A	PTS	PIM
2011-12	Cedar Rapids RoughRiders	USHL	58	20	13	33	38
2012-13	Cedar Rapids RoughRiders	USHL	59	16	28	44	25
2013-14	Ferris State Univ.	NCAA	36	8	12	20	14
2014-15	Ferris State Univ.	NCAA	40	11	12	23	32
2015-16	Ferris State Univ.	NCAA	41	16	25	41	59
2016-17	Ferris State Univ. "A"	NCAA	33	17	18	35	61
2016-17	Iowa Wild	AHL	17	6	1	7	4
2017-18	Iowa Wild	AHL	72	16	16	32	36
2018-19	Iowa Wild	AHL	71	27	33	60	51
2019-20	MINNESOTA WILD	NHL	13	2	0	2	2
2019-20	Iowa Wild	AHL	49	39	22	61	68
2020-21	MINNESOTA WILD	NHL	4	0	1	1	0
2020-21	Iowa Wild	AHL	19	9	9	18	19
2021-22	PHILADELPHIA FLYERS	NHL	25	6	0	6	10
2021-22	ANAHEIM DUCKS	NHL	15	5	1	6	8
2021-22	Lehigh Valley Phantoms	AHL	24	9	7	16	20
2022-23	Charlotte Checkers	AHL	69	24	20	44	68
	NHL TOTALS		57	13	2	15	20

PLAYOFFS

	TEAM	LGE	GP	G	A	PTS	PIM
2011-12	Cedar Rapids RoughRiders	USHL	2	1	0	1	2
2018-19	Iowa Wild	AHL	11	9	2	11	20
2022-23	Charlotte Checkers	AHL	5	0	0	0	0

**HOW ACQUIRED:**

Signed by Florida to an ELC
on April 3, 2023

RYAN MCALLISTER | FORWARD

Shoots Left | 5-10, 183 lbs. | Born 12/9/01 in London, ON

REGULAR SEASON

	TEAM	LGE	GP	G	A	PTS	PIM
2019-20	Brooks Bandits	AJHL	19	8	9	17	4
2020-21	Brooks Bandits	AJHL	20	5	8	13	2
2021-22	Brooks Bandits	AJHL	60	57	82	139	38
2022-23	Western Michigan	NCAA	39	13	36	49	14
	Charlotte Checkers	AHL	4	1	4	5	0

PLAYOFFS

	TEAM	LGE	GP	G	A	PTS	PIM
2021-22	Brooks Bandits	AJHL	13	10	19	29	20
2022-23	Charlotte Checkers	AHL	3	1	1	2	2

**DRAFTED:**

2021 - 6th round
(189th overall) by Florida

TYLER MUSZELIK | GOALTENDER

Catches Left | 6-3, 195 lbs. | Born 7/1/04 in Long Valley, NJ

REGULAR SEASON

	TEAM	LGE	GP	W	L	OT	SO	GAA	PCT
2020-21	USNTDP	USHL	18	5	10	2	0	4.88	0.857
2021-22	USNTDP	USHL	16	10	3	2	1	3.17	0.9
2022-23	New Hampshire	NCAA	13	4	7	2	1	3.24	.883

**DRAFTED:**

2021 - 2nd round
(56th overall) by Florida

EVAN NAUSE | DEFENSE

Shoots Left | 6-2, 192 lbs. | Born 1/20/03 in White Rock, BC

REGULAR SEASON

	TEAM	LGE	GP	G	A	PTS	PIM
2017-18	Notre Dame Hounds U18	AAASMAAAHL	1	0	0	0	0
2017-18	Newbridge Academy U18	ECEL 18U	10	3	1	4	0
2017-18	Newbridge Academy U18	PSHF U18	16	4	11	15	10
2018-19	Newbridge Academy U18	USPHL 18U	8	0	0	0	2
2018-19	Newbridge Academy U18	ECEL 18U	2	0	0	0	0
2019-20	Sioux Falls Stampede	USHL	44	3	14	17	26
2020-21	Québec Remparts	QMJHL	32	4	18	22	32
2021-22	Québec Remparts	QMJHL	59	8	38	46	42
2022-23	Québec Remparts	QMJHL	40	5	24	29	40

PLAYOFFS

	TEAM	LGE	GP	G	A	PTS	PIM
2020-21	Québec Remparts	QMJHL	6	1	1	2	0
2021-22	Québec Remparts	QMJHL	12	0	3	3	8
2022-23	Québec Remparts	QMJHL	18	5	4	9	8



DRAFTED:
2020 - 5th round
(153rd overall) by Florida

KASPER PUUTIO | DEFENSE

Shoots Right | 5-11, 180 lbs. | Born 6/3/02 in Vaasa, FIN

REGULAR SEASON

	TEAM	LGE	GP	G	A	PTS	PIM
2017-18	Kärpät U18	U18 SM-sarja	41	6	17	23	8
2018-19	Kärpät U18	U18 SM-sarja	10	4	8	12	4
2018-19	Kärpät U20	Jr. A SM-liiga	31	1	3	4	8
2019-20	Swift Current Broncos	WHL	35	1	15	16	24
2019-20	Everett Silvertips	WHL	21	4	8	12	12
2020-21	Kärpät U20	U20 SM-sarja	2	0	0	0	0
2020-21	Kärpät	Liiga	29	2	1	3	0
2021-22	KalPa	Liiga	51	5	5	10	20
2021-22	Finland U20	WJC-20	7	4	3	7	2
2022-23	KalPa	Liiga	48	3	8	11	20

PLAYOFFS

	TEAM	LGE	GP	G	A	PTS	PIM
2020-21	Kärpät U18	U18 SM-sarja	5	1	1	2	0
2021-22	Kärpät	Liiga	1	0	0	0	0
2021-22	KalPa U20	U20 SM-sarja	10	3	8	11	4
2022-23	KalPa	Liiga	5	0	0	0	0



DRAFTED:
2023 - 2nd rd (63rd overall)
by Florida

GRACYN SAWCHYN | FORWARD

Shoots Right | 5-11, 157 lbs. | Born 1/19/05 in Grande Prairie, AB

REGULAR SEASON

	TEAM	LGE	GP	G	A	PTS	PIM
2021-22	USNTDP Juniors	USHL	25	8	14	22	50
2022-23	Seattle Thunderbirds	WHL	58	18	40	58	68

PLAYOFFS

	TEAM	LGE	GP	G	A	PTS	PIM
2022-23	Seattle Thunderbirds	WHL	17	3	8	11	8



KAI SCHWINDT | FORWARD

Shoots Left | 6-6, 197 lbs. | Born 12/7/03 in Kitchener, ON

REGULAR SEASON

	TEAM	LGE	GP	G	A	PTS	PIM
2021-22	Mississauga Steelheads	OHL	68	12	5	17	16
2022-23	Mississauga Steelheads	OHL	67	12	13	25	51

PLAYOFFS

	TEAM	LGE	GP	G	A	PTS	PIM
2021-22	Mississauga Steelheads	OHL	9	0	2	2	2
2022-23	Mississauga Steelheads	OHL	6	1	1	2	2

HOW ACQUIRED:

Signed by Florida to an ELC on Sept. 30, 2022



CALLE SJALIN | DEFENSE

Shoots Left | 6-1, 192 lbs. | Born 9/2/99 in Ostersund, SWE

REGULAR SEASON

	TEAM	LGE	GP	G	A	PTS	PIM
2018-19	Leksands IF	HockeyAllsvenskan	20	2	5	7	4
2019-20	Västerås IK	HockeyAllsvenskan	23	0	3	3	6
2020-21	Leksands IF	SHL	48	1	6	7	6
2021-22	Leksands IF	SHL	46	6	16	22	8
2022-23	Charlotte Checkers	AHL	39	5	3	8	22

PLAYOFFS

	TEAM	LGE	GP	G	A	PTS	PIM
2020-21	Leksands IF	SHL	4	0	0	0	0
2021-22	Leksands IF	SHL	3	1	0	1	2
2022-23	Charlotte Checkers	AHL	5	1	0	1	4

DRAFTED:

2017 - 5th round (145th overall) by NY Rangers

HOW ACQUIRED:

Signed as a free agent by Florida, June 10, 2022



DRAFTED:
2020 - 3rd round
(87th overall) by Florida

JUSTIN SOURDIF | FORWARD

Shoots Right | 5-11, 180 lbs. | Born 3/24/02 in Richmond, BC

REGULAR SEASON

	TEAM	LGE	GP	G	A	PTS	PIM
2017-18	Vancouver	WHL	4	0	0	0	0
2018-19	Vancouver	WHL	64	23	23	46	31
2019-20	Vancouver	WHL	57	26	28	54	44
2020-21	Vancouver	WHL	22	11	23	34	29
2021-22	Vancouver	WHL	24	9	23	32	28
2021-22	Edmonton Oil Kings	WHL	28	17	22	39	33
2022-23	Charlotte Checkers	AHL	48	7	17	24	32

PLAYOFFS

	TEAM	LGE	GP	G	A	PTS	PIM
2017-18	Vancouver	WHL	7	0	0	0	0
2018-19	Vancouver	WHL	17	2	6	8	16
2021-22	Edmonton Oil Kings	WHL	19	5	9	14	18
2022-23	Charlotte Checkers	AHL	6	1	1	2	4



HOW ACQUIRED:
Signed as a free agent by
Florida, July 13, 2022

NATHAN STAIOS | DEFENSE

Shoots Left | 5-8, 176 lbs. | Born 05/17/01 in Atlanta, GA

REGULAR SEASON

	TEAM	LGE	GP	G	A	PTS	PIM
2017-18	Windsor Spitfires	OHL	54	3	9	12	44
2018-19	Windsor Spitfires	OHL	64	9	20	29	50
2019-20	Hamilton Bulldogs	OHL	60	6	35	41	59
2020-21	Utica Comets	AHL	6	0	0	0	2
2021-22	Hamilton Bulldogs	OHL	59	15	51	66	76
2022-23	Florida Everblades	ECHL	44	4	14	18	14

PLAYOFFS

	TEAM	LGE	GP	G	A	PTS	PIM
2017-18	Windsor Spitfires	OHL	3	0	0	0	2
2018-19	Windsor Spitfires	OHL	4	0	2	2	2
2021-22	Hamilton Bulldogs	OHL	13	3	6	9	10

**DRAFTED:**

Signed by Florida as a free agent on July 1, 2023

ALEXANDER TRUE | FORWARD

Shoots Left | 6-5, 213 lbs. | Born 7/17/97 in Copenhagen, DNK

REGULAR SEASON

	TEAM	LGE	GP	G	A	PTS	PIM
2014-15	Seattle Thunderbirds	WHL	38	6	6	12	14
2015-16	Seattle Thunderbirds	WHL	65	14	18	32	26
2016-17	Seattle Thunderbirds	WHL	66	25	15	40	38
2017-18	San Jose Barracuda	AHL	68	15	13	28	33
2018-19	San Jose Barracuda	AHL	68	24	31	55	45
2019-20	SAN JOSE SHARKS	NHL	12	0	4	4	2
	San Jose Barracuda	AHL	40	11	14	25	14
2020-21	SAN JOSE SHARKS	NHL	7	0	1	1	6
	San Jose Barracuda	AHL	27	9	11	20	14
2021-22	SEATTLE KRAKEN	NHL	8	0	0	0	2
	Charlotte Checkers	AHL	60	18	24	42	45
2022-23	Coachella Valley Firebirds	AHL	72	11	21	32	48
	NHL TOTALS		27	0	5	5	10

PLAYOFFS

	TEAM	LGE	GP	G	A	PTS	PIM
2014-15	Seattle Thunderbirds	WHL	6	2	0	2	0
2015-16	Seattle Thunderbirds	WHL	18	6	4	10	6
2016-17	Seattle Thunderbirds	WHL	20	12	10	22	16
2017-18	San Jose Barracuda	AHL	4	1	0	1	4
2018-19	San Jose Barracuda	AHL	4	1	1	2	0
2021-22	Charlotte Checkers	AHL	7	3	4	7	14
2022-23	Coachella Valley Firebirds	AHL	26	7	12	19	6

**DRAFTED:**

2020 - 4th round (105th overall) by Florida

ZACHARY UENS | DEFENSE

Shoots Left | 6-1, 190 lbs. | Born 5/13/01 in Belleville, ON

REGULAR SEASON

	TEAM	LGE	GP	G	A	PTS	PIM
2016-17	Wellington	OJHL	2	0	0	0	0
2017-18	Wellington	OJHL	54	5	13	18	40
2018-19	Wellington	OJHL	34	6	16	22	34
2019-20	Merrimack	H-East	34	4	14	18	68
2020-21	Merrimack	H-East	14	1	6	7	8
2021-22	Merrimack	NCAA	34	2	17	19	28
2021-22	Charlotte Checkers	AHL	6	0	0	0	2
2022-23	Charlotte Checkers	AHL	19	1	3	4	18
	Florida Everblades	ECHL	35	3	1	4	28

PLAYOFFS

	TEAM	LGE	GP	G	A	PTS	PIM
2017-18	Wellington	OJHL	25	4	4	8	12
2018-19	Wellington	OJHL	22	2	8	10	20
2022-23	Florida Everblades	ECHL	21	0	5	5	14



DRAFTED:
2022 - 5th round
(157th overall) by Florida

SANDIS VILMANIS | FORWARD

Shoots Left | 6-1, 192 lbs. | Born 01/23/04 in Riga, LVA

REGULAR SEASON

	TEAM	LGE	GP	G	A	PTS	PIM
2020-21	Luleå HF J20	J20 Nationell	9	0	0	0	0
2021-22	Luleå HF J20	J20 Nationell	40	18	14	32	8
2022-23	Sarnia Sting	OHL	62	20	25	45	14

PLAYOFFS

	TEAM	LGE	GP	G	A	PTS	PIM
2021-22	Luleå HF J20	J20 Nationell	5	0	0	0	2
2022-23	Sarnia Sting	OHL	14	4	3	7	0

**HOW ACQUIRED:**

Signed by Florida to an ELC
on June 12, 2023

LUDOVIC WAEBER | GOALTENDER

Catches Left | 6-1, 176 lbs. | Born 8/19/96 in Fribourg, CHE

REGULAR SEASON

	TEAM	LGE	GP	W	L	OT	SO	GAA	PCT
2011-12	Gotteron U20	Elite Jr. A	3	0	1	0	0	5.51	--
2012-13	Gotteron U20	Elite Jr. A	23	14	9	0	0	3.24	--
	HC Fribourg	NLA	1	0	0	0	0	--	--
2013-14	Gotteron U20	Elite Jr. A	2	0	2	0	0	5.00	--
2014-15	Gotteron U20	Elite Jr. A	30	18	9	2	2	2.56	--
2015-16	Gotteron U20	Elite Jr. A	1	0	1	0	0	3.00	--
	Red Ice HC	NLB	22	9	11	2	3	2.10	.934
2016-17	HC Ajoie	NLB	31	17	10	2	0	2.75	.900
2017-18	HC Fribourg	NL	12	--	--	--	--	3.54	.870
2018-19	HC Fribourg	NL	7	3	2	0	1	2.53	.906
	HC Ajoie	SL	1	--	--	--	--	2.03	.933
2019-20	HC Fribourg	NL	9	4	2	0	0	3.86	.880
	HC Ajoie	SL	1	1	0	0	1	1.00	0.0
2020-21	ZSC Lions	NL	37	24	10	1	4	2.40	.918
2021-22	ZSC Lions	NL	30	14	10	1	2	2.34	.920
2022-23	ZSC Lions	NL	19	8	9	1	2	2.50	.914

REGULAR SEASON

	TEAM	LGE	GP	W	L	OT	SO	GAA	PCT
2012-13	Gotteron U20	Elite Jr. A	1	0	1	0	0	6.00	--
2014-15	Gotteron U20	Elite Jr. A	7	1	4	1	0	3.88	--
2015-16	Red Ice HC	NLB	9	3	4	2	1	2.10	.930
2016-17	HC Ajoie	NLB	4	2	0	1	0	3.73	.891
2018-19	ZSC Lions	NL	9	4	4	1	3	1.95	.932
2020-21	ZSC Lions	NL	4	3	0	0	0	1.57	.949
2021-22	ZSC Lions	NL	1	0	1	0	0	0.00	0.00



DRAFTED:
2023 - 4th rd (127th overall)
by Florida

ALBERT WIKMAN | DEFENSE

Shoots Left | 6-1, 198 lbs. | Born 3/10/05 in Karlstad, SWE

REGULAR SEASON

	TEAM	LGE	GP	G	A	PTS	PIM
2020-21	Farjestad BK J18	J18 Region	2	0	1	1	0
2021-22	Farjestad BK J18	J18 Region	22	4	9	13	18
	Farjestad BK J18	J18 Nationell	3	0	2	2	2
	Farjestad BK J20	J20 Nationell	19	1	3	4	2
2022-23	Farjestad BK J20	J20 Nationell	43	2	10	12	47
	Farjestad BK	SHL	11	0	0	0	0

PLAYOFFS

	TEAM	LGE	GP	G	A	PTS	PIM
2021-22	Farjestad BK J18	J18 Nationell	1	0	1	1	0
2022-23	Farjestad BK	SHL	5	0	0	0	2



DRAFTED:
2023 - 7th rd (198th overall)
by Florida

STEPAN ZVYAGIN | FORWARD

Shoots Left | 6-0, 161 lbs. | Born 4/16/04 in Moscow, RUS

REGULAR SEASON

	TEAM	LGE	GP	G	A	PTS	PIM
2021-22	Dinamo-Molodechno	Belarus	2	0	0	0	0
	Minskie Zubry	Belarus Vysshaya	30	16	9	25	10
2022-23	Dinamo Minsk	KHL	15	1	0	1	0
	Dinamo-Shinnik	MHL	37	14	19	33	4

PLAYOFFS

	TEAM	LGE	GP	G	A	PTS	PIM
2021-22	Dinamo-Molodechno	Belarus	2	0	0	0	0
	Minskie Zubry	Belarus Vysshaya	11	7	8	15	6
2022-23	Dinamo Minsk	KHL	3	0	0	0	0

» 1993 NHL Expansion Draft

June 24, 1993, Le Colisee, Quebec City, QC

PLAYER	POSITION	ROUND	OVERALL PICK	DRAFTED FROM
John Vanbiesbrouck.....	G.....	1.....	1.....	Vancouver
Mark Fitzpatrick.....	G.....	2.....	4.....	Quebec
*Daren Puppa.....	G.....	3.....	5.....	Toronto
Milan Tichy.....	D.....	4.....	7.....	Chicago
Paul Laus.....	D.....	5.....	10.....	Pittsburgh
Joe Cirella.....	D.....	6.....	12.....	NY Rangers
Alexander Godynnyuk.....	D.....	7.....	13.....	Calgary
Gord Murphy.....	D.....	8.....	15.....	Dallas
Steve Bancroft.....	D.....	9.....	18.....	Winnipeg
Stephane Richer.....	D.....	10.....	20.....	Boston
Gord Hynes.....	D.....	11.....	21.....	Philadelphia
Tom Fitzgerald.....	C/RW.....	12.....	24.....	NY Islanders
Jesse Belanger.....	C.....	13.....	25.....	Montreal
Scott Levins.....	C.....	14.....	27.....	Winnipeg
Scott Mellanby.....	RW.....	15.....	30.....	Edmonton
Brian Skrudland.....	C.....	16.....	32.....	Calgary
Mike Hough.....	LW.....	17.....	33.....	Washington
Dave Lowry.....	LW.....	18.....	35.....	St. Louis
Bill Lindsay.....	LW.....	19.....	38.....	Quebec
Andrei Lomakin.....	RW.....	20.....	40.....	Philadelphia
Randy Gilhen.....	C.....	21.....	41.....	Tampa Bay
Doug Barrault.....	LW.....	22.....	43.....	Dallas
Marc Labelle.....	LW.....	23.....	46.....	Ottawa
Pete Stauber.....	LW.....	24.....	48.....	Detroit

*Drafted by Tampa Bay in Phase 2 of the Expansion Draft, June 25, 1993.



► 1993 NHL Entry Draft

June 26, 1993, Le Colisee, Quebec City, QC

Player	POS	RD	OVERALL PICK	'92-93 CLUB
Rob Niedermayer	C	1	5	Medicine Hat
Kevin Weekes	G	2	41	Owen Sound
Chris Armstrong	D	3	57	Moose Jaw
Mikael Tjallden	D	3	67	MoDo Jr.
Steve Washburn	C	3	78	Ottawa
Bill McCauley	C	4	83	Detroit
Todd MacDonald	G	5	109	Tacoma
Alain Nasreddine	D	6	135	Drummondville
Trevor Doyle	D	7	161	Kingston
Briane Thompson	D	8	187	S.S. Marie
Chad Cabana	LW	9	213	Tri-City
John Demarco	D	10	239	Arch. Williams
Eric Montreuil	C	11	265	Chicoutimi
SUPPLEMENTAL DRAFT				
Chris Imes	D	1	4	U. Maine

► 1994 NHL Entry Draft

June 28-29, 1994, Hartford Civic Center, Hartford, CT

PLAYER	POS.	RD.	OVERALL PICK	'93-94 CLUB
Ed Jovanovski	D	1	1	Windsor
Rhett Warrener	D	2	27	Saskatoon
Jason Podollan	C	2	31	Spokane
Ryan Johnson	C	2	36	Thunder Bay Jr. A
David Nemirovsky	RW	4	84	Ottawa
David Geris	D	5	105	Windsor
Matt O'Dette	D	7	157	Kitchener
Jason Boudrias	C	8	183	Laval
Tero Lehtera	LW	10	235	Espoo
Per Gustafsson	D	11	261	HV 71
SUPPLEMENTAL DRAFT				
Sean McCann	D	1	1	Harvard



» 1995 NHL Entry Draft

July 8, 1995, Northlands Coliseum, Edmonton, AB

PLAYER	PS.	RD.	OVERALL PICK	'94-95 CLUB
Radek Dvorak	RW	1	10	Budejovice
Aaron MacDonald	G	2	36	Swift Current
Mike O'Grady	D	3	62	Saskatoon/Lethbridge
Dave Duerden	LW	4	80	Peterborough
Daniel Tjarnqvist	D	4	88	Rogle/Angelholm
Francois Cloutier	LW	5	144	Hull
Peter Worrell	LW	7	166	Hull
Filip Kuba	D	8	192	Vitkovice
David Lemanowicz	G	9	218	Spokane

» 1996 NHL Entry Draft

June 22, 1996, Kiel Center, St. Louis, MO

PLAYER	PS.	RD.	OVERALL PICK	'95-96 CLUB
Marcus Nilson	C	1	20	Djurgarden
Chris Allen	D	3	60	Kingston
Oleg Kvasha	RW	3	65	CSKA Moscow
Joey Tetarenko	D	4	82	Portland
Andrew Long	RW	5	129	Guelph
Gaetan Poirier	LW	6	56	Merrimack
Alexandre Couture	D	7	183	Victoriaville
Denis Khloptonov	G	8	209	CSKA Moscow
Russell Smith	D	9	235	Hull

» 1997 NHL Entry Draft

June 21, 1997, Civic Arena, Pittsburgh, PA

PLAYER	POS.	RD.	OVERALL PICK	'96-97 CLUB
Mike Brown	C	1	20	Red Deer
Kristian Huselius	LW	2	47	Farjestads BK
Farjestad Vratislav	D	3	56	Kitchener
Nick Smith	C	3	74	Barrie
Ivan Novoseltsev	RW	4	95	Krylja Sovetov
Pat Parthenais	D	5	127	Detroit
Keith Delaney	C	6	155	Barrie
Tyler Palmer	D	7	183	Lake Superior
Doug Schueller	D	8	211	Twin Cities
Benoit Cote	C	9	237	Shawinigan

» 1998 NHL Entry Draft

June 27, 1998, Marine Midland Arena, Buffalo, NY

PLAYER	POS.	RD.	OVERALL PICK	'97-98 CLUB
Kyle Rossiter	D	2	30	Spokane
Joe DiPenta	D	3	61	Boston Univ.
Lance Ward	D	3	63	Red Deer
Ryan Jardine	LW	4	89	Sault Ste. Marie
Jaroslav Spacek	D	5	117	Farjestad
Chris Ovington	D	6	148	Red Deer
B.J. Ketcheson	D	7	176	Peterborough
Ian Jacobs	RW	8	203	Ottawa
Adrian Wichser	C	9	231	Kloten

» 1999 NHL Entry Draft

June 26, 1999, FleetCenter, Boston, MA

PLAYER	POS.	RD.	OVERALL PICK	'98-99 CLUB
Denis Shvidki	RW	1	12	Barrie
Alexander Auld	G	2	40	North Bay
Niklas Hagman	LW	3	70	IFK, Jr.
Jean-Francois Laniel	G	3	80	Shawinigan
Morgan McCormick	RW	4	103	Kingston
Rod Sarich	D	4	109	Calgary
Brad Woods	D	6	169	Brampton
Travis Eagles	RW	7	198	PrinceGeorge
Jonathon Charron	G	8	227	Val Dor

» 2000 NHL Entry Draft

June 24-25, 2000, Saddledome, Calgary, AB

PLAYER	PS.	RD.	OVERALL PICK	'99-00 CLUB
Vladimir Sapozhnikov	D	2	58	Novokuznetsk
Rob Fried	RW	3	77	Deerfield Academy
Sean O'Connor	RW	3	82	Moose Jaw
Chris Eade	D	4	115	North Bay
Davis Parley	G	4	120	Kamloops
Josh Olson	LW	6	190	Omaha
Janis Sprukts	C	8	234	Lukku Rauma Jr.
Matt Sommerfeld	LW	8	253	Swift Current

► 2001 NHL Entry Draft

June 23-24, 2001, National Car Rental Center, Sunrise, FL

PLAYER	POS.	RD.	OVERALL PICK	'00-01 CLUB
Stephen Weiss	C	1	4	Plymouth
Lukas Krajicek	D	1	24	Peterborough
Greg Watson	C	2	34	Prince Albert
Tomas Malec	D	3	64	Rimouski
Grant McNeill	D	3	68	Prince Albert
Michael Woodford	RW	4	117	Cushing Academy
Billy Thompson	G	5	136	Prince George
Dustin Johnner	C	6	169	Seattle
Toni Koivisto	LW	7	200	Lukko Rauma Jr.
Kyle Bruce	RW	8	231	Prince Albert
Jan Blunar	D	9	263	Dukla Trencin Jr.
Ivan Majesky	D	9	267	Ilves Tampere



► 2002 NHL Entry Draft

June 22-23, 2002, Air Canada Centre, Toronto, ON

PLAYER	POS.	RD.	OVERALL PICK	'01-02 CLUB
Jay Bouwmeester	D	1	3	Medicine Hat
Petr Taticek	C	1	9	Sault Ste. Marie
Rob Globke	C	2	40	Notre Dame
Gregory Campbell	LW	3	67	Plymouth
Topi Jaakola	D	5	134	Karpat
Vince Bellissimo	C	5	158	Topeka
Jeremy Swanson	D	6	169	Barrie
Mikael Vuorio	G	6	196	Lukko Rauma
Denis Yachmenev	LW	7	200	North Bay
Peter Hafner	D	8	232	Taft H.S.



► 2003 NHL Entry Draft

June 21-22, 2003, Gaylord Entertainment Center, Nashville, TN

PLAYER	POS.	RD.	OVERALL PICK	'02-03 CLUB
Nathan Horton	C	1	3	Oshawa
Anthony Stewart	RW	1	25	Kingston
Kamil Krepis	C	2	38	Brampton
Stefan Meyer	LW	2	55	Medicine Hat
Martin Lojek	D	4	105	Brampton
James Pemberton	D	4	124	Providence Coll.
Dan Travis	RW	5	141	Deerfield Academy
Martin Tuma	D	5	162	Litvinov Jr.
Denis Stasyuk	C	6	171	Novokuznetsk
Dany Roussin	C	7	223	Rimouski
Petr Kadlec	D	8	234	Slavia
John Hecimovic	RW	9	264	Sarnia
Tanner Glass	LW	9	265	Nanaimo

► 2004 NHL Entry Draft

June 26-27, 2004, RBC Center, Raleigh, NC

PLAYER	POS.	RD.	OVERALL PICK	'03-04 CLUB
Rostislav Olesz	C	1	7	Vitkovice
David Shantz	G	2	37	Mississauga
David Booth	LW	3	53	Michigan State
Evan Schaffer	D	4	10	Prince Albert
Bret Nasby	D	5	152	Oshawa
Spencer Dillon	D	6	257	Salmon Arm
Luke Beaverson	D	7	283	Green Bay

► 2005 NHL Entry Draft

July 30, 2005, Westin Hotel, Ottawa, ON

PLAYER	POS.	RD.	OVERALL PICK	'04-05 CLUB
Kenndal McArdle	LW	1	20	Moose Jaw
Tyler Plante	G	2	32	Brandon
Dan Collins	RW	3	90	Plymouth
Olivier Legault	D	4	93	Lewiston
Matt Duffy	D	4	104	New Hampshire
Brian Foster	G	5	161	New Hampshire
Roman Derlyuk	D	6	164	Sparta
Zach Bearson	RW	7	224	Waterloo

► 2006 NHL Entry Draft

June 24-25, 2006, GM Place, Vancouver, BC

PLAYER	PS.	RD.	OVERALL PICK	'05-06 CLUB
Michael Frolik	C/W	1	10	HC Kladno
Brady Calla	RW	3	73	Everett
Michael Caruso	D	4	103	Guelph
Derrick LaPoint	D	4	116	Eau Claire North
Peter Aston	D	6	155	Windsor
Marc Cheverie	G	7	193	Nanaimo

► 2007 NHL Entry Draft

June 22-23, 2007, Nationwide Arena, Columbus, OH

PLAYER	PS.	RD.	OVERALL PICK	'06-07 CLUB
Keaton Ellerby	D	1	10	Kamloops
Michal Repik	RW	2	40	Vancouver
Evgeny Dadonov	RW	3	71	Chelyabinsk
Matt Rust	C	4	101	USA U-18
John Lee	D	5	131	Waterloo
Corey Syvret	D	6	181	Guelph
Ryan Watson	LW	7	191	Cambridge H.S.
Sergei Gayduchenko	G	7	202	Yaroslavl Juniors

► 2008 NHL Entry Draft

June 20-21, 2008, Scotiabank Place, Ottawa, ON

PLAYER	PS.	RD.	OVERALL PICK	'07-08 CLUB
Jacob Markstrom	G	2	31	Brynas
Colby Robak	D	2	46	Brandon
Adam Comrie	D	3	80	Saginaw
A.J. Jenks	LW	4	100	Plymouth
Matt Bartkowski	D	7	190	Lincoln

► 2009 NHL Entry Draft

June 26-27, 2009, Bell Centre, Montreal, QC

PLAYER	POS.	RD.	OVERALL PICK	'08-09 CLUB
Dmitry Kulikov	D	1	14	Drummondville
Drew Shore	C	2	44	USA U-18
Josh Birkholz	RW	3	67	Fargo
Garrett Wilson	LW	4	107	Owen Sound
Corban Knight	C	5	135	Okotoks
Wade Megan	C	5	138	S. Kent School
Scott Timmins	C	6	165	Windsor

► 2010 NHL Entry Draft

June 25-26, 2010, Staples Center, Los Angeles, CA

PLAYER	PS.	RD.	OVERALL PICK	'09-10 CLUB
Erik Gudbranson	D	1	3	Kingston
Nick Bjugstad	C	1	19	Blaine
Quinton Howden	C	1	25	Moose Jaw
John McFarland	LW	2	33	Sudbury
Alexander Petrovic	D	2	36	Red Deer
Connor Brickley	C	2	50	Des Moines
Joe Basaraba	RW	3	69	Shattuck St. Mary's
Sam Brittain	G	4	92	Canmore
Benjamin Gallacher	D	4	93	Camrose
Joonas Donskoi	RW	4	99	Karpat Jr.
Zach Hyman	C	5	123	Hamilton
Corey Durocher	LW	6	153	Kingston
R.J. Boyd	D	7	183	Cushing Academy

► 2011 NHL Entry Draft

June 24-25, 2011, Xcel Energy Center, St. Paul, MN

PLAYER	POS.	RD.	PICK	OVERALL	'10-11 CLUB
Jonathan Huberdeau	C	1	3		Saint John
Rocco Grimaldi	C	2	33		US NTDP
Rasmus Bengtsson	D	2	59		Rogle BK
Vincent Trocheck	C	3	64		Saginaw
Logan Shaw	RW	3	76		Cape Breton
Jonathan Racine	D	3	87		Shawinigan
Kyle Rau	C	3	91		Eden Prairie
Yaroslav Kosov	F	5	124		Magnitogorsk 2
Edward Wittchow	D	6	154		Burnsville
Iiro Pakarinen	RW	7	184		KalPa



► 2012 NHL Entry Draft

June 22-23, 2012, Consol Energy Center, Pittsburgh, PA

PLAYER	PS.	RD.	PICK	OVERALL	'11-12 CLUB
Michael Matheson	D	1	23		Dubuque
Steven Hodges	C	3	84		Victoria
Alexander Delnov	LW	4	11		Mytischki
Francis Beauvillier	C/LW	6	174		Rimouski
Jonatan Nielsen	D	7	194		Linkoping



► 2013 NHL Entry Draft

June 30, 2013, Prudential Center, Newark, NJ

PLAYER	POS.	RD.	PICK	OVERALL	'12-13 CLUB
Aleksander Barkov	C	1	2		Tappara
Ian McCoshen	D	2	31		Waterloo
Evan Cowley	G	4	92		Wichita Falls
Michael Downing	D	4	97		Dubuque
Matt Buckles	C	4	98		St. Michaels
Chris Clapperton	LW	5	122		Blainville-Boisbriand
Joshua Brown	D	6	152		Oshawa
MacKenzie Weegar	D	7	206		Halifax

► 2014 NHL Entry Draft

June 27-28, 2014, Wells Fargo Center, Philadelphia, PA

PLAYER	POS.	RD.	OVERALL PICK	'13-14 CLUB
Aaron Ekblad	D	1	1	Barrie
Jayce Hawryluk	RW	2	32	Brandon
Juho Lammiko	RW	3	65	Assat
Joe Wegwerth	RW	4	92	USA U-18
Miguel Fidler	LW	6	143	Edina H.S.
Hugo Fagerblom	G	7	182	Frolunda



2015 NHL Entry Draft

June 26-27, 2015, BB&T Center, Sunrise, FL



PLAYER	PS.	RD.	OVERALL PICK	'14-15 CLUB
Lawson Crouse	LW	1	11	Kingston
Sam Montembeault	G	3	77	Blainville-Boisbriand
Thomas Schemitsch	D	3	88	Owen Sound
Denis Malgin	C	4	102	Zurich
Karch Bachman	LW	5	132	Culver Academy
Christopher Wilkie	RW	6	162	Tri-City
Patrick Shea	C	7	192	Kimball Union
Ryan Bednard	G	7	206	Johnstown

► 2016 NHL Entry Draft

June 24-25, 2016, First Niagara Center, Buffalo, NY

PLAYER	POS.	RD.	OVERALL PICK	'15-16 CLUB
Henrik Borgstrom	C	1	23	HIFK Jr. Finland
Adam Mascherin	LW	2	38	Kitchener
Linus Nassen	D	3	89	Lulea
Jonathan Ang	C	4	94	Petersborough
Riley Stillman	D	4	114	Oshawa
Maxim Mamin	C/RW	6	175	CSKA Moscow
Ben Finkelstein	D	7	195	Kimball Union

2017 NHL Entry Draft

June 22-24, 2017, United Center, Chicago, IL



PLAYER	POS.	RD.	OVERALL PICK	'16-17 CLUB
Owen Tippett	RW	1	10	Mississauga
Aleksi Heponiemi	C	2	40	Swift Current
Max Gildon	D	3	66	USNTDP
Tyler Inamoto	D	5	133	USNTDP
Sebastian Repo	C	6	184	Tappara



► 2018 NHL Entry Draft

June 22-23, 2018, American Airlines Center, Dallas, TX

PLAYER	POS.	RD.	PICK	OVERALL	'17-18 CLUB
Grigori Denisenko	LW	1	15		Loko Yaroslavl
Serron Noel	RW	2	34		Oshawa
Logan Hutsko	C	3	89		Boston College
Justin Schutz	LW	6	170		Salzburg
Cole Krygier	D	7	201		Lincoln
Santtu Kinnunen	D	7	207		Pelicans



► 2019 NHL Entry Draft

June 28-29, 2019, Rogers Arena, Vancouver, BC

PLAYER	POS.	RD.	PICK	OVERALL	'18-19 CLUB
Spencer Knight	G	1	13		USNTDP
Vladislav Kolyachonok	D	2	52		Flint
John Ludvig	D	3	69		Portland
Cole Schwindt	C	3	81		Mississauga
Carter Berger	D	4	106		Victoria
Henrik Rybyski	RW	5	136		Seattle
Owen Lindmark	C	5	137		USNTDP
Greg Meireles	C	6	168		Kitchener
Matthew Wedman	C	7	199		Seattle



► 2020 NHL Entry Draft

Oct. 6-7, 2020, Remote

PLAYER	POS.	RD.	PICK	OVERALL	'19-20 CLUB
Anton Lundell	C	1	12		HIFK
Emil Heineman	LW	2	43		Leksands IF
Ty Smilanic	C	3	74		USNTDP
Justin Sourdif	RW	3	87		Vancouver
Michael Benning	D	4	95		Sherwood Park
Zachary Uens	D	4	105		Merrimack
Kasper Puutio	D	5	153		Everett
Elliot Ekmark	C	7	198		Linköping HC
Devon Levi	G	7	212		Carleton Place



► 2021 NHL Entry Draft

July 23-24, 2021, Remote

PLAYER	POS.	RD.	OVERALL PICK	'20-21 CLUB
Mackie Samoskevich	F	1	24	Chicago
Evan Nause	D	2	56	Quebec
Vladislav Lukashevich	D	4	120	Loko Yaroslavl
Kirill Gerasimyyuk	G	5	152	Ska-Neva
Jakub Kos	F	6	184	Ilves U20
Braden Hache	D	7	210	Kingston



► 2022 NHL Entry Draft

July 23-24, 2022, Bell Center, Montreal QC

PLAYER	POS.	RD.	OVERALL PICK	'21-22 CLUB
Marek Alscher	D	3	93	Portland
Ludvig Jansson	D	4	125	Sodertalje SK
Sanis Vilmanis	F	5	157	Lulea HF Jr.
Josh Davies	F	6	186	Swift Current
Tyler Muszelik	G	6	189	USNTDP
Liam Arnsby	F	7	214	North Bay
Jack Devine	F	7	221	Univ. of Denver



► 2023 NHL Entry Draft

June 28-29, 2023, Bridgestone Arena, Nashville, TN

PLAYER	POS.	RD.	OVERALL PICK	'22-23 CLUB
Gracyyn Sawchyn	F	2	63	Seattle
Albert Wikman	D	4	127	Farjestad Jr.
Olof Glifford	G	5	159	HV71
Luke Coughlin	D	6	191	Rimouski
Stepan Zvyagin	F	7	198	Dinamo Minsk





Year in Review

F L O R I D A P A N T H E R S H O C K E Y C L U B

ATLANTIC DIVISION

	GP	W	L	OT	PTS	RW	ROW	GF	GA	DIFF	HOME	AWAY
Boston	82	65	12	5	135	54	61	301	174	128	34-4-3	31-8-2
Toronto	82	50	21	11	111	42	49	279	222	57	27-8-6	23-13-5
Tampa Bay	82	46	30	6	98	38	43	283	254	29	28-8-5	18-22-1
FLORIDA	82	42	32	8	92	36	40	290	273	17	23-13-5	19-19-3
Buffalo	82	42	33	7	91	30	39	296	300	-4	17-20-4	25-13-3
Ottawa	82	39	35	8	86	31	37	261	371	-10	24-14-3	15-21-5
Detroit	82	35	37	10	80	28	32	240	279	-39	19-17-5	16-20-5
Montreal	82	31	45	6	68	21	26	232	307	-75	17-21-3	14-24-3

METROPOLITAN DIVISION

	GP	W	L	OT	PTS	RW	ROW	GF	GA	DIFF	HOME	AWAY
Carolina	82	52	21	9	113	39	48	266	213	53	28-10-3	24-11-6
New Jersey	82	52	22	8	112	39	50	291	226	65	24-13-4	28-9-4
NY Rangers	82	47	22	13	107	37	43	277	219	58	23-13-5	24-9-8
NY Islanders	82	42	31	9	93	36	41	243	222	21	25-12-3	17-18-6
Pittsburgh	82	40	31	11	91	31	39	262	264	-2	23-13-5	17-18-6
Washington	82	35	37	10	80	27	33	255	265	-10	18-16-7	17-21-3
Philadelphia	82	31	38	13	75	26	29	222	277	-55	18-18-5	13-20-8
Columbus	82	24	48	9	59	15	24	214	330	-116	16-23-2	9-25-7

CENTRAL DIVISION

	GP	W	L	OT	PTS	RW	ROW	GF	GA	DIFF	HOME	AWAY
Colorado	82	51	24	7	209	36	45	280	226	54	22-13-6	29-11-1
Dallas	82	47	21	14	108	39	43	285	218	67	22-10-9	25-11-5
Minnesota	82	46	25	11	103	34	39	246	225	21	25-12-4	21-13-7
Winnipeg	82	46	33	3	95	36	45	247	225	22	26-13-2	20-20-1
Nashville	82	42	32	8	92	29	36	229	238	-9	22-15-4	20-17-4
St Louis	82	37	38	7	81	27	34	263	301	-38	18-17-6	19-21-1
Arizona	82	28	40	14	70	20	25	228	299	-71	21-15-5	7-25-9

PACIFIC DIVISION

	GP	W	L	OT	PTS	RW	ROW	GF	GA	DIFF	HOME	AWAY
Vegas	82	51	22	9	111	38	46	272	229	43	25-15-1	26-7-8
Edmonton	82	50	23	9	109	45	50	325	260	65	23-12-6	27-11-3
Los Angeles	82	47	25	10	104	37	41	280	257	23	26-11-4	21-14-6
Seattle	82	46	28	8	100	37	46	289	256	33	20-17-4	26-11-4
Calgary	82	38	27	17	93	31	36	260	252	8	20-16-5	18-11-12
Vancouver	82	38	37	7	83	24	32	276	298	-22	19-20-2	19-17-5
San Jose	82	22	44	16	60	16	21	234	321	-87	8-22-11	14-22-5
Anaheim	82	23	47	12	58	13	20	209	338	-129	12-25-4	11-22-8

LEAGUE LEADERS

POINTS	Connor McDavid (EDM)	153 points
GOALS	Connor McDavid (EDM)	64 goals
ASSISTS	Connor McDavid (EDM)	89 assists
PLUS/MINUS	Hampus Lindholm (BOS)	+49
PIM	Pat Maroon (TBL)	150 PIM
POWER-PLAY GOALS	Leon Draisaitl (EDM)	32 PPG
POWER-PLAY POINTS	Connor McDavid (EDM)	71 PPP
SHORT-HANDED GOALS	Elias Pettersson (VAN)/ JT Miller (VAN)	5 SHG
SHORT-HANDED POINTS	Elias Pettersson (VAN)/ JT Miller (VAN)	9 SHP
GAME-WINNING GOALS	Martin Necas (CAR)/ David Pastrnak (BOS)	4 OTG
OVERTIME GOALS	David Pastrnak (BOS)	13 GWG
SHOTS ON GOAL	David Pastrnak (BOS)	407 shots
TIME ON ICE (AVG.)	Cale Makar (COL)	26:23

GOALTENDERS

WINS	Linus Ullmark (BOS)/ Alexandar Georgiev (COL)	40 wins
SAVES	Juuse Saros (NSH)	1,928 saves
SAVE PERCENTAGE	Linus Ullmark (BOS)	.938
GOALS AGAINST AVERAGE	Linus Ullmark (BOS)	1.89
SHUTOUTS	Ilya Sorokin (NYI)	6 shutouts

NHL AWARDS

STANLEY CUP	Vegas Golden Knights
PRINCE OF WALES TROPHY	FLORIDA PANTHERS
CLARENCE S. CAMPBELL BOWL	Vegas Golden Knights
PRESIDENTS' TROPHY	Boston Bruins
CONN SMYTHE TROPHY	Jonathan Marchessault (VGK)
HART MEMORIAL TROPHY	Connor McDavid (EDM)
ART ROSS TROPHY	Connor McDavid (EDM)
MAURICE RICHARD TROPHY	Connor McDavid (EDM)
JAMES NORRIS MEMORIAL TROPHY	Erik Karlsson (SJS)
VEZINA TROPHY	Linus Ullmark (BOS)
CALDER MEMORIAL TROPHY	Matty Beniers (SEA)
FRANK J. SELKE TROPHY	Patrice Bergeron (BOS)
LADY BYNG MEMORIAL TROPHY	Anze Kopitar (LAK)
WILLIAM M. JENNINGS TROPHY	L. Ullmark/J. Swayman (BOS)
BILL MASTERTON MEMORIAL TROPHY	Kris Letang (PIT)
TED LINDSAY AWARD	Connor McDavid (EDM)
KING CLANCY MEMORIAL TROPHY	Mikael Backlund (CGY)
MARK MESSIER NHL LEADERSHIP AWARD	Steven Stamkos (TBL)
JACK ADAMS AWARD	Jim Montgomery (BOS)
JIM GREGORY GENERAL MANAGER OF THE YEAR AWARD	Jim Nill (DAL)

GAME BY GAME RESULTS



#	DATE	TEAM	W-L-OT	RECORD	GF-GA	SCORERS	W GOAL	PP	PK	SF-SA	W-L GLTNR.	ATTEND.
1	10/13/2022	@ NYI	W	1-0-0	3-1	27,70,19	70	0-5	2-3	29-33	72 / 30	17255+
2	10/15/2022	@ BUF	W	2-0-0	4-3	6,19,5p,62p	62	2-6	4-4	37-27	30 / 31	11481
3	10/17/2022	@ BOS	L	2-1-0	3-5	9,42,6	11	0-4	3-3	41-34	35 / 72	17850
4	10/19/2022	PHI	W	3-1-0	4-3	23,23,38,28	28	0-3	5-6	36-33	72 / 32	17421
5	10/21/2022	TBL	O*	3-1-1	2-3	19,38	21	0-5	5-7	38-32	88 / 72	17531
6	10/23/2022	NYI	W	4-1-1	3-2	15,27,94	94	0-4	4-6	32-26	30 / 40	16342
7	10/25/2022	@ CHI	L	4-2-1	2-4	27,19	23	0-6	1-2	31-22	32 / 72	12859
8	10/27/2022	@ PHI	L	4-3-1	3-4	42,28,62p	86	1-4	1-2	51-22	79 / 72	14871
9	10/29/2022	OTT	W	5-3-1	5-3	23,16p,23,62,19	62	1-4	1-2	58-26	30 / 31	15577
10	11/01/2022	@ ARI	L	5-4-1	1-3	6	12	0-3	2-4	42-21	70 / 30	4600+
11	11/03/2022	@ SJS	W**	6-4-1	4-3	16p,7,23	0	1-3	1-2	44-39	72 / 47	10182
12	11/05/2022	@ LAK	L	6-5-1	4-5	94,23,27,23	13	0-2	5-6	38-39	32 / 72	16161
13	11/06/2022	@ ANA	W	7-5-1	5-3	23p,62,13,9,13p	9	2-5	2-2	48-35	30 / 36	15174
14	11/09/2022	CAR	W	8-5-1	3-0	21,16p,9	21	1-4	3-3	37-40	30 / 32	13225
15	11/12/2022	EDM	L	8-6-1	2-4	9p,9	37	1-3	4-5	42-32	74 / 30	16579
16	11/15/2022	WSH	W	9-6-1	5-2	16,13p,21,23,23	21	1-1	5-5	43-43	72 / 35	13813
17	11/17/2022	DAL	L	9-7-1	4-6	23p,27,13p,19	24	2-4	3-3	44-29	41 / 30	14428
18	11/19/2022	CGY	O**	9-7-2	4-5	6,13p,27,19	0	1-3	2-3	35-35	25 / 30	15842
19	11/20/2022	@ CBJ	L	9-8-2	3-5	19,5,6	13	0-3	0-2	50-23	40 / 72	15643
20	11/23/2022	BOS	W	10-8-2	5-2	13p,15,16p,19p,5	16	3-7	4-6	31-39	30 / 1	17511
21	11/26/2022	STL	O*	10-8-3	4-5	5,12,15s	25	0-2	4-4	37-37	1 / 30	15649
22	11/28/2022	@ EDM	O*	10-8-4	3-4	19,15,62p	29	1-4	4-5	28-40	74 / 30	17775
23	11/29/2022	@ CGY	L	10-9-4	2-6	21,13	4	0-4	3-4	33-23	80 / 72	17806
24	12/01/2022	@ VAN	W	11-9-4	5-1	19,42,94,9,9	42	0-2	3-3	32-33	30 / 35	18052
25	12/03/2022	@ SEA	W	12-9-4	5-1	23,23p,19p,20,42p	23	3-4	2-2	28-36	30 / 31	17151+
26	12/06/2022	@ WPG	L	12-10-4	2-5	23p,22	81	1-4	2-4	41-31	37 / 30	13426
27	12/08/2022	DET	W	13-10-4	5-1	71,27,28,3,19	27	0-3	3-4	41-20	72 / 39	14961
28	12/10/2022	@ TBL	L	13-11-4	1-4	22	21	0-4	4-4	25-38	88 / 72	19092+
29	12/11/2022	SEA	L	13-12-4	2-5	12,71	7	0-3	5-6	25-32	30 / 72	15625
30	12/13/2022	CBJ	W	14-12-4	4-0	62,19,16,13	62	0-3	3-3	26-22	72 / 90	15819
31	12/15/2022	PIT	L	14-13-4	2-4	94,13	71	0-3	1-3	34-39	35 / 72	14538
32	12/17/2022	@ NJD	W	15-13-4	4-2	13p,42,13,23	13	1-2	3-3	29-32	72 / 40	15082
33	12/19/2022	@ BOS	L	15-14-4	3-7	13,12,23	88	0-3	2-4	39-26	35 / 30	17850
34	12/21/2022	NJD	L	15-15-4	2-4	12,27p	17	1-1	2-3	36-33	29 / 72	17073
35	12/23/2022	@ NYI	L	15-16-4	1-5	19	6	0-3	6-6	23-43	30 / 72	17255+
36	12/29/2022	MTL	W	16-16-4	7-2	16,16p,16,19p,23,19p,27	16	3-6	2-4	41-27	72 / 35	19623+
37	12/30/2022	@ CAR	L	16-17-4	0-4		23	0-6	2-5	19-34	32 / 30	18767+
38	01/01/2023	NYR	L	16-18-4	3-5	21,9p,12	16	1-4	2-4	35-28	41 / 72	18272
39	01/03/2023	ARI	W	17-18-4	5-3	19,12,19,12,19p	12	1-2	1-2	37-36	30 / 70	19484+
40	01/06/2023	@ DET	W	18-18-4	3-2	42,5p,5p	5	2-2	5-5	20-31	72 / 35	19515+
41	01/08/2023	@ DAL	L	18-19-4	1-5	23	5	0-4	1-2	28-34	29 / 30	18532
42	01/10/2023	@ COL	W	19-19-4	5-4	16,62,9p,19,19p	19	2-2	3-3	37-31	72 / 40	18102+
43	01/12/2023	@ VGK	L	19-20-4	2-4	21,13p	28	1-3	0-1	39-33	33 / 72	17735+
44	01/14/2023	VAN	W	20-20-4	4-3	94,12,5p,16p	16	2-3	4-5	35-38	72 / 30	17584
45	01/16/2023	@ BUF	W	21-20-4	4-1	62,9,15,23	9	0-3	3-3	34-29	72 / 1	15251
46	01/17/2023	@ TOR	O*	21-20-5	4-5	23,15s,28,16p	88	1-3	5-7	19-37	35 / 72	18573
47	01/19/2023	@ MTL	W	22-20-5	6-2	13p,9p,19p,54,19p,94	19	4-8	5-5	40-25	34 / 35	21105+
48	01/21/2023	MIN	W	23-20-5	5-3	15,27,23p,42,13	42	1-2	0-2	27-32	34 / 32	16759
49	01/23/2023	@ NYR	L	23-21-5	2-6	23p,16	26	1-2	0-1	35-26	31 / 34	17121
50	01/24/2023	@ PIT	O*	23-21-6	6-7	13,19p,23,5s,6,23	58	1-3	2-5	39-49	1 / 34	17159
51	01/27/2023	LAK	L	23-22-6	3-4	94,62,23	3	0-5	2-2	48-33	29 / 34	15322
52	01/28/2023	BOS	W*	24-22-6	4-3	62,9,16,13	13	0-1	4-4	37-40	34 / 1	18058
53	02/06/2023	TBL	W	25-22-6	7-1	23,9,19,27,12,23,19p	9	1-2	2-2	49-33	72 / 88	15882
54	02/09/2023	SJS	W	26-22-6	4-1	13,13,12s,12s	13	0-1	3-3	42-34	72 / 36	15183
55	02/11/2023	COL	L	26-23-6	3-5	5,9,16	29	0-4	2-3	45-50	40 / 72	17472
56	02/13/2023	@ MIN	W**	27-23-6	2-1	27	0	0-7	5-5	34-28	72 / 32	17453
57	02/14/2023	@ STL	L	27-24-6	2-6	27,23	4	0-2	1-2	36-28	50 / 30	18096+
58	02/16/2023	@ WSH	W	28-24-6	6-3	42,18,6,16,15,13	16	0-2	3-5	36-32	72 / 35	18573+
59	02/18/2023	@ NSH	L	28-25-6	3-7	21,19,13p	10	1-2	1-3	33-26	32 / 72	17823+
60	02/20/2023	ANA	W*	29-25-6	4-3	12,18,94,23	23	0-2	1-2	55-32	72 / 36	16525
61	02/24/2023	BUF	L	29-26-6	1-3	23	89	0-3	1-2	50-33	41 / 72	18075
62	02/28/2023	@ TBL	W	30-26-6	4-1	12,15,27,10	15	0-2	4-5	41-29	72 / 88	19092+
63	03/02/2023	NSH	L	30-27-6	1-2	62	43	0-0	0-1	31-23	32 / 72	16660
64	03/04/2023	PIT	W	31-27-6	4-1	9,5p,27,23	5	1-5	4-5	42-32	72 / 1	16581
65	03/07/2023	VGK	W	32-27-6	2-1	94,16	16	0-2	3-4	34-23	72 / 33	15100
66	03/10/2023	CHI	W*	33-27-6	4-3	9,13p,27,62	62	1-4	6-6	43-24	72 / 34	17468
67	03/11/2023	WPG	O*	33-27-7	4-5	19p,13p,18,19p	55	3-5	1-3	48-27	37 / 72	16340
68	03/16/2023	MTL	W	34-27-7	9-5	6,23,42,5,94,13,23,5p,19	13	1-4	0-1	42-30	72 / 34	17372
69	03/18/2023	NJD	W	35-27-7	4-2	16,13p,19,13	19	1-4	2-2	41-35	72 / 40	17321
70	03/20/2023	@ DET	W	36-27-7	5-2	19,23,42,12,23p	42	1-2	1-1	25-22	72 / 35	15198
71	03/21/2023	@ PHI	L	36-28-7	3-6	19,62,13p	6	1-4	2-4	44-24	79 / 34	16479
72	03/23/2023	TOR	L	36-29-7	2-6	19p,21	34	1-3	3-4	35-27	30 / 72	16704
73	03/25/2023	NYR	L	36-30-7	3-4	16,94,16	72	0-2	3-3	34-42	41 / 72	18635
74	03/27/2023	@ OTT	L	36-31-7	2-5	42,42	12	0-4	1-4	34-27	40 / 72	16047
75	03/29/2023	@ TOR	W*	37-31-7	3-2	15,13p,62	62	1-4	4-4	29-40	34 / 35	18894+
76	03/30/2023	@ MTL	W	38-31-7	5-2	15,19p,19,15,19	19	1-2	1-2	30-20	34 / 35	21105+
77	04/01/2023	@ CBJ	W	39-31-7	7-0	13p,23,23,23,21,23,12	13	1-3	4-4	49-21	34 / 31	17860
78	04/04/2023	BUF	W	40-31-7	2-1	5p,19	19	1-4	4-5	36-40	34 / 27	17255
79	04/06/2023	OTT	W	41-31-7	7-2	62,16p,16s,13p,27p,21,42	16	3-6	6-6	30-58	34 / 35	16675
80	04/08/2023	@ WSH	W	42-31-7	4-2	23,5p,19,13	19	1-4	3-3	37-24	34 / 79	18573+
81	04/10/2023	TOR	O*	42-31-8	1-2	62	91	0-2	1-1	46-25	35 / 34	18521
82	04/13/2023	CAR	L	42-32-8	4-6	16,94,10,23	41	0-2	4-4	34-36	31 / 34	19160

FINAL INDIVIDUAL STATS



Pos	No.	Player	GP	G	A	P	+/-	PIM	PPG	SHG	GWG	S	FO%
L	19	Matthew Tkachuk	79	40	69	109	29	123	0	6	322	44.8	
C	16	Aleksander Barkov	68	23	55	78	10	8	1	6	208	54.9	
C	23	Carter Verhaeghe	81	42	31	73	10	46	0	2	275	48.8	
D	62	Brandon Montour	80	16	57	73	9	107	0	5	242	-	
C	13	Sam Reinhart	82	31	36	67	-12	12	0	5	227	50.6	
C	27	Eetu Luostarinen	82	17	26	43	19	28	0	1	132	41.9	
D	42	Gustav Forsling	82	13	28	41	19	40	0	3	209	-	
C	9	Sam Bennett	63	16	24	40	5	54	0	3	193	47	
D	5	Aaron Ekblad	71	14	24	38	-14	68	1	2	216	-	
C	15	Anton Lundell	73	12	21	33	1	43	2	1	152	46.5	
C	12	Eric Staal	72	14	15	29	-5	26	2	1	106	46.2	
C	21	Nick Cousins	79	9	18	27	-1	38	0	2	102	49.3	
L	94	Ryan Lomberg	82	12	8	20	-1	88	0	1	134	50	
D	7	Radko Gudas	72	2	15	17	14	79	0	0	110	-	
D	28	Josh Mahura	82	4	12	16	17	48	0	1	78	-	
C	6	Colin White	68	8	7	15	0	12	0	0	64	43.1	
D	18	Marc Staal	82	3	12	15	10	43	0	0	55	-	
L	10	Anthony Duclair	20	2	7	9	4	2	0	0	43	-	
L	38	Rudolfs Balcers	14	2	2	4	-2	4	0	0	21	0	
C	22	Zac Dalpe	14	2	2	4	-4	2	0	0	17	59.9	
D	3	Matt Kiersted	20	1	3	4	4	6	0	0	14	-	
R	54	Givani Smith	34	1	3	4	1	72	0	0	27	-	
C	71	Chris Tierney	13	2	1	3	-1	2	0	0	6	55.1	
C	20	Aleksi Heponiemi	10	1	2	3	-1	2	0	0	6	100	
R	70	Patric Hornqvist	22	1	2	3	-4	13	0	1	40	16.7	
L	14	Grigori Denisenko	18	0	3	3	-5	4	0	0	16	-	
L	76	Anton Levtschi	2	0	0	0	0	0	0	0	1	0	
D	4	Casey Fitzgerald	4	0	0	0	-1	0	0	0	1	-	
D	32	Lucas Carlsson	2	0	0	0	-1	2	0	0	2	-	

NO.	PLAYER	GP	GS	W	L	OT	GAA	SV%	SA	SV	GA	SO
72	Sergei Bobrovsky	50	49	24	20	3	3.07	0.901	1,466	1,321	145	1
34	Alex Lyon	15	14	9	4	2	2.89	0.914	488	446	43	1
30	Spencer Knight	21	19	9	8	3	3.18	0.901	627	565	62	1



GOALS

Most, Game	9 (3/16/23 vs. MTL)
Fewest, Game	0 (12/30/22 at CAR)
Most, Allowed	7 [3x], Last: (2/18/23 at NSH)
Fewest, Allowed	0 [3x], Last: (4/1/23 at CBJ)
Most, Period	7 (2/16/23 vs. MTL: 1st)
Most Allowed, Period	4 [4x], Last: (4/13/23 vs. CAR: 3rd)

SHOTS

Most, Game	58 (10/29/22 vs. OTT)
Fewest, Game	19 [2X], Last: (1/17/23 at TOR)
Most, Allowed	58 (4/6/23 vs. OTT)
Fewest, Allowed	20 [2X], Last: (3/30/23 at MTL)
Most, Period	26 (10/29/22 vs. OTT: 1st)
Fewest, Period	2 (12/3/22 at SEA: 2nd)
Most Allowed, Period	22 [3X], Last: (4/6/23 vs. OTT: 1st)
Fewest Allowed, Period	2 (12/29/22 vs. MTL: 2nd)

SPECIAL TEAMS

Most PPG, Game	4 (1/19/23 at MTL)
Most PPG Allowed, Game	3 [3X], Last: (3/27/23 at OTT)
Most SHG, Game	2 (2/9/23 vs. SJS)
Most SHG Allowed, Game	2 (1/27/23 vs. LAK)
Most PIM, Game	78 (4/6/23 vs. OTT)
Fewest PIM, Game	2 [4X], Last: (4/10/23 vs. TOR)

SEASON STREAKS

Longest Winning	6 Games (3/29-4/8/23)
Longest Winning, Home	3 Games [4X], Last: (3/4-3/10/23)
Longest Winning, Road	4 Games (3/29-4/8/23)
Longest Losing	4 Games (3/21-3/27/23)
Longest Point	7 Games [2X], Last: [6-0-1] (3/29-4/10/23)
Longest Winless	4 Games [0-4-0] (3/21-3/27/23)

INDIVIDUAL

Most Points, Game	5 [2X], Last: (Matthew Tkachuk - 2/6/23 vs. TBL)
Most Goals, Game	4 (Carter Verhaeghe - 4/1/23 at CBJ)
Most Assists, Game	3 [15X], Last: (Radko Gudas - 4/13/23 vs. CAR)
Most Shots on Goal, Game	10 (Matthew Tkachuk - 11/3/22 at SJS)
Most PIM, Game	21 (Givani Smith - 4/6/23 vs. OTT)

OVERALL RECORD/STREAK:

42 - 32 - 8 / Lost 1

HOME RECORD/STREAK:

23 - 13 - 5 / Lost 1

ROAD RECORD/STREAK:

19 - 19 - 3 / Won 4

LAST 5 GAMES: 3 - 1 - 1

LAST 10 GAMES: 6 - 3 - 1

1-GOAL GAMES: 14 - 5 - 8

2-GOAL GAMES: 8 - 13

3-GOAL GAMES: 20 - 14

SCORING FIRST: 30 - 10 - 4

OPPONENT SCORING FIRST:

12 - 22 - 4

LEADING AFTER 1 PERIOD:

27 - 5 - 3

TRAILING AFTER 1 PERIOD:

4 - 19 - 2

LEADING AFTER 2 PERIODS:

32 - 2 - 3

TRAILING AFTER 2 PERIODS:

3 - 26 - 3

OT RECORD - THIS SEASON:

6 - 8

OT RECORD - FRANCHISE:

176 - 241 - 142

SHOOTOUT RECORD - THIS SEASON:

2 - 1

SHOOTOUT RECORD - FRANCHISE:

76 - 102

OUTSHOOTING OPPONENT:

28 - 22 - 3

OUTSHOT BY OPPONENT:

13 - 10 - 3

EVEN SHOTS: 1 - 0 - 2

MONTH BY MONTH RECORD

MONTH	W-L-OT	POINTS
OCTOBER	5-3-1	11
NOVEMBER	5-6-3	13
DECEMBER	6-8-0	12
JANUARY	8-5-2	18
FEBRUARY	6-4-0	12
MARCH	8-5-1	17
APRIL	4-1-1	9
TOTAL	42-32-8	92

GOALS BY PERIOD

	1	2	3	OT	T	AVG
Florida Panthers:	84	101	99	4	288	3.5 avg.
Opponents:	74	86	105	7	272	3.3 avg.

POWER PLAY

	G	ATT	%
Overall:	63	276	22.8 (10th NHL)
Home:	32	131	24.4 (9th NHL)
Road:	31	145	21.4 (9th NHL)

9 SHORT HANDED GOALS ALLOWED (21st fewest NHL)

PENALTY KILL

	G	ATT	%
Overall:	70	291	75.9 (23rd NHL)
Home:	34	149	77.2 (23rd NHL)
Road:	36	142	74.6 (24th NHL)

6 SHORT HANDED GOALS (21st NHL)

PENALTIES

GP	MIN	AVG./RANK
82	998	12.2 (31st NHL)

GOAL SITUATIONS

	FOR	AGAINST
5 on 5:	192	160
5 on 4:	59	7
5 on 3:	0	0
4 on 4:	3	2
4 on 3:	1	0
3 on 3:	4	5
3 on 4:	0	2
3 on 5:	0	6
4 on 5:	4	58
Penalty Shots:	0	1
TOTAL:	288	272

SHOOTOUT

SHOOTER	G/S	%	GDG
Anton Lundell	2/3	67	0
Sam Reinhart	1/2	50	1
Aleksander Barkov	1/3	33.3	1
Matthew Tkachuk	0/2	0	0
Carter Verhaeghe	0/1	0	0

GOALTENDER	REC.	G/S	SV%
Sergei Bobrovsky	2-2	1/7	.857
Spencer Knight	1-1	2/5	.600



INDIVIDUAL STATS

POINTS:

M. Tkachuk (109); A. Barkov (78); B. Montour/C. Verhaeghe (73)

GOALS:

C. Verhaeghe (42); M. Tkachuk (40); S. Reinhart (31)

ASSISTS:

M. Tkachuk (69); B. Montour (57); A. Barkov (55)

PP GOALS:

S. Reinhart (16); M. Tkachuk (14); A. Ekblad/A. Barkov (8)

SH GOALS:

A. Lundell/E. Staal (2); A. Ekblad/A. Barkov (1)

GW GOALS:

M. Tkachuk/A. Barkov (6); B. Montour/S. Reinhart (5);
G. Forsling/S. Bennett (3)

PIM:

M. Tkachuk (123); B. Montour (107); R. Lomberg (88)

SHOTS:

M. Tkachuk (322); C. Verhaeghe (275); B. Montour (242)

POWER PLAY

PLAYER	G	A	P
Matthew Tkachuk	14	22	36
Brandon Montour	3	30	33
Aleksander Barkov	8	22	30
Sam Reinhart	16	11	27
Aaron Ekblad	8	11	19
Carter Verhaeghe	7	6	13
Sam Bennett	4	5	9
Anton Lundell	0	5	5
Eetu Luostarinen	2	3	5
Gustav Forsling	1	4	5
Patric Hornqvist	0	0	1
Eetu Luostarinen	0	1	1

SHORT HANDED

PLAYER	G	A	P
Sam Reinhart	0	0	3
Anton Lundell	2	0	2
Gustav Forsling	0	2	2
Aleksander Barkov	1	1	2
Eric Staal	2	0	2
Eetu Luostarinen	0	1	1
Matthew Tkachuk	0	1	1
Aaron Ekblad	1	0	1



Oct. 10: F Anthony Duclair placed on Long Term Injured Reserve; F Justin Sourdif, F Zac Dalpe and D Matt Keirsted placed on Season-Opening Injured Reserve; D Josh Mahura claimed off waivers from ANA

Oct. 12: F Justin Sourdif activated from SOIR, reassigned to Charlotte (AHL)

Oct. 19: D Aaron Ekblad placed on Long-Term Injured Reserve; D Lucas Carlsson and D Matt Kiersted recalled from Charlotte (AHL) on emergency basis

Oct. 20: F Zac Dalpe reassigned to Charlotte (AHL)

Oct. 21: D Matt Kiersted and D Lucas Carlsson added to active roster; F Eric Staal signed to one-year contract

Oct. 23: F Eric Staal added to active roster

Nov. 4: F Aleks Heponiemi recalled from Charlotte (AHL)

Nov. 10: F Aleks Heponiemi, D Matt Kiersted and D Lucas Carlsson reassigned to Charlotte (AHL)

Nov. 11: F Rudolfs Balcers placed on waivers

Nov. 12: D Aaron Ekblad activated from Long-Term Injured Reserve

Nov. 27: F Aleks Heponiemi recalled from Charlotte (AHL) on emergency basis

Dec. 4: F Patric Hornqvist placed on Long-Term Injured Reserve; F Chris Tierney recalled from Charlotte (AHL) on emergency basis

Dec. 5: D Matt Kiersted and F Zac Dalpe recalled from Charlotte (AHL) on emergency basis

Dec. 8: G Alex Lyon recalled from Charlotte (AHL) on emergency basis; F Aleks Heponiemi reassigned to Charlotte (AHL)

Dec. 13: D Radko Gudas placed on Injured Reserve; F Grigori Denisenko recalled from Charlotte (AHL) on emergency basis

Dec. 14: G Alex Lyon reassigned to Charlotte (AHL)

Dec. 15: F Aleks Heponiemi recalled from Charlotte (AHL) on emergency basis

Dec. 19: Acquired F Givani Smith from DET

Dec. 21: F Aleks Heponiemi reassigned to Charlotte (AHL)

Dec. 23: F Givani Smith recalled from Charlotte (AHL) on emergency basis

Dec. 24: F Givani Smith, D Matt Kiersted and F Grigori Denisenko reassigned to Charlotte (AHL); F Chris Tierney and F Zac Dalpe added to active roster

Dec. 27: D Matt Kiersted recalled from Charlotte (AHL) on emergency basis; F Anton Levtschi recalled from Charlotte (AHL)

Dec. 29: D Radko Gudas activated from Injured Reserve; D Matt Kiersted added to active roster

Dec. 31: F Anton Levtschi reassigned to Charlotte (AHL)

Jan. 2: F Chris Tierney reassigned to Charlotte (AHL)

Jan. 3: F Givani Smith recalled from Charlotte (AHL)

Jan. 5: F Chris Tierney recalled from Charlotte (AHL)

Jan. 10: G Spencer Knight placed on Injured Reserve; G Alex Lyon recalled from Charlotte (AHL) on emergency basis

Jan. 11: D Casey Fitzgerald claimed off waivers from BUF; D Matt Kiersted reassigned to Charlotte (AHL)

Jan. 14: F Zac Dalpe placed on waivers

Jan. 15: F Zac Dalpe reassigned to Charlotte (AHL)

Jan. 16: F Grigori Denisenko recalled from Charlotte (AHL)

Jan. 20: F Eric Staal placed on Injured Reserve; G Spencer Knight activated from Injured Reserve and reassigned to Charlotte (AHL); G Mack Guzda recalled from Charlotte (AHL)

Jan. 23: G Spencer Knight recalled from Charlotte (AHL); G Mack Guzda reassigned to Charlotte (AHL)

Jan. 27: F Eric Staal activated from Injured Reserve; G Sergei Bobrovsky placed on Injured Reserve; G Mack Guzda recalled from Charlotte (AHL) on emergency basis; F Grigori Denisenko reassigned to Charlotte (AHL)

Jan. 29: G Mack Guzda reassigned to Charlotte (AHL)

Jan. 30: F Anton Levtschi placed on unconditional waivers for the purpose of contract termination

Feb. 6: G Sergei Bobrovsky activated from Injured Reserve; G Alex Lyon reassigned to Charlotte (AHL)

Feb. 10: D Josh Mahura signed to one-year extension

Feb. 12: F Grigori Denisenko recalled from Charlotte (AHL)

Feb. 22: F Grigori Denisenko and G Spencer Knight reassigned to Charlotte (AHL); G Alex Lyon recalled from Charlotte (AHL); F Chris Tierney placed on waivers

Feb. 24: F Givani Smith placed on Long-Term Injured Reserve; F Anthony Duclair reinstated from Long-Term Injured Reserve to active roster; F Grigori Denisenko, F Zac Dalpe and G Spencer Knight recalled from Charlotte (AHL)

March 2: F Grigori Denisenko reassigned to Charlotte (AHL)

March 13: F Marek Alscher signed to three-year, entry level contract

March 15: G Alex Lyon reassigned to Charlotte (AHL); G Mack Guzda recalled from Charlotte (AHL) on emergency basis

March 19: G Mack Guzda reassigned to Charlotte (AHL); G Alex Lyon recalled from Charlotte (AHL) on emergency basis

March 21: F Givani Smith activated from Long-Term Injured Reserve

March 27: F Zac Dalpe signed to two-year, two-way contract extension

March 29: G Mack Guzda recalled from Charlotte (AHL) on emergency basis

April 3: F Ryan McAllister signed to three-year, entry level contract

April 7: G Mack Guzda reassigned to Charlotte (AHL)

April 12: F Sam Bennett placed on Injured Reserve; D Michael Benning signed to three-year, entry level contract

April 13: F Gerald Mayhew recalled from Charlotte (AHL) on emergency basis

April 14: F Gerald Mayhew reassigned to Charlotte (AHL)

April 16: G Evan Fitzpatrick recalled from Charlotte (AHL) on emergency basis

April 17: F Zac Dalpe recalled from Charlotte (AHL)

April 18: D Uvis Balinskis signed to one-year contract

April 19: F Sam Bennett activated from Injured Reserve

April 22: D Lucas Carlsson recalled from Charlotte (AHL)

April 25: D Lucas Carlsson reassigned to Charlotte (AHL)

May 6: G Alex Lyon and G Evan Fitzpatrick added to active roster; D Lucas Carlsson recalled from Charlotte (AHL)

May 7: D Calle Sjalín, D John Ludvig, D Santtu Kinnunen, D Matt Kiersted, F Aleks Heponiemi, F Patrick Giles, F Grigori Denisenko, F Connor Bunnaman and G Mack Guzda recalled from Charlotte (AHL)

May 18: F Mackie Samoskevich signed to three-year, entry level contract

June 12: G Ludovic Waeber signed to a one-year, entry level contract

June 28: F Gracyn Sawchyn, F Stepan Zvyagin, D Luke Coughlin, D Albert Wikman and G Olof Glifford drafted by FLA

July 1: D Oliver Ekman-Larsson, D Dmitry Kulikov, D Mike Reilly, F Kevin Stenlund and G Anthony Stolarz signed to one-year contracts; D Niko Mikkola signed to three-year contract; D Lucas Carlsson and F Alexander True signed to one-year, two-way contracts; F Grigori Denisenko signed to two-year contract; Acquired Steven Lorentz from SJS

July 2: F Evan Rodrigues signed to four-year contract; F William Lockwood signed to two-year, two-way contract; F Gerald Mayhew signed to one-year, two-way contract

July 5: F Rasmus Asplund signed to one-year, two-way contract

July 17: D Casey Fitzgerald signed to one-year, two-way contract; D John Ludvig signed to two-year, two-way contract

July 25: F Eetu Luostarinen signed to three-year extension

2021-22 Total Man Games Lost Due to Injury (Regular Season): 239

2021-22 Total Man Games Lost Due to Injury (Playoffs): 37



Records

F L O R I D A P A N T H E R S H O C K E Y C L U B

FRANCHISE	GP	W	L	T	OL
Anaheim Ducks	41	22	14	3	2
Arizona Coyotes	42	19	15	3	5
Boston Bruins	110	44	50	6	10
Buffalo Sabres	111	54	45	4	8
Calgary Flames	41	14	18	3	6
Carolina Hurricanes	137	55	56	11	15
Chicago Blackhawks	53	22	21	3	7
Colorado Avalanche	48	18	23	3	4
Columbus Blue Jackets	47	21	16	0	10
Dallas Stars	50	24	21	3	2
Detroit Red Wings	66	37	19	5	6
Edmonton Oilers	40	14	15	3	8
Los Angeles Kings	42	14	23	3	2
Minnesota Wild	31	12	16	1	2
Montreal Canadiens	110	55	38	6	11
Nashville Predators	44	21	14	3	6
New Jersey Devils	106	42	49	7	8
New York Islanders	108	56	33	8	11
New York Rangers	106	40	50	6	10
Ottawa Senators	109	49	52	3	5
Philadelphia Flyers	107	43	49	7	8
Pittsburgh Penguins	103	43	42	4	14
San Jose Sharks	42	21	13	7	1
Seattle Kraken	4	1	3	--	0
St. Louis Blues	42	13	22	3	4
Tampa Bay Lightning	154	75	50	10	19
Toronto Maple Leafs	98	43	40	7	8
Vancouver Canucks	41	17	14	6	4
Vegas Golden Knights	10	4	5	--	1
Washington Capitals	134	58	56	9	11
Winnipeg Jets	96	39	38	5	14

PANTHERS RECORDS



SEASON	GP	W	L	T	OTL	PTS	PCT	GF	GA	DIV. FINISH	PLAYOFFS
1993-94	84	33	34	17	-	83	0.494	233	233	5th	Did Not Qualify
1994-95	48	20	22	6	-	46	0.479	115	127	5th	Did Not Qualify
1995-96	82	41	31	10	-	92	0.561	254	234	3rd	Eastern Conf. Champions
1996-97	82	35	28	19	-	89	0.543	221	201	4th	Lost ECQF
1997-98	82	24	43	15	-	63	0.384	203	256	6th	Did Not Qualify
1998-99	82	30	34	18	-	78	0.476	210	228	2nd	Did Not Qualify
1999-00	82	43	27	6	6	98	0.596	244	209	2nd	Lost ECQF
2000-01	82	22	38	13	9	66	0.402	200	246	3rd	Did Not Qualify
2001-02	82	22	44	10	6	60	0.366	180	250	4th	Did Not Qualify
2002-03	82	24	36	13	9	70	0.427	176	237	4th	Did Not Qualify
2003-04	82	28	35	15	4	75	0.457	188	221	4th	Did Not Qualify
2005-06	82	37	34	-	11	85	0.518	240	257	4th	Did Not Qualify
2006-07	82	35	31	-	16	86	0.524	247	257	4th	Did Not Qualify
2007-08	82	38	35	-	9	85	0.518	216	226	3rd	Did Not Qualify
2008-09	82	41	30	-	11	93	0.567	231	223	3rd	Did Not Qualify
2009-10	82	32	37	-	13	77	0.47	208	244	5th	Did Not Qualify
2010-11	82	30	40	-	12	72	0.43	195	229	5th	Did Not Qualify
2011-12	82	38	26	-	18	94	0.573	197	216	1st	Lost ECQF
2012-13	48	15	27	-	6	36	0.375	112	171	5th	Did Not Qualify
2013-14	82	29	45	-	8	66	0.402	196	268	7th	Did Not Qualify
2014-15	82	38	29	-	15	91	0.555	206	223	6th	Did Not Qualify
2015-16	82	47	26	-	9	103	0.628	232	200	1st	Lost ECQF
2016-17	82	35	36	-	11	81	0.494	205	231	6th	Did Not Qualify
2017-18	82	44	30	-	8	96	0.585	245	243	4th	Did Not Qualify
2018-19	82	36	32	-	14	86	0.524	264	273	5th	Did Not Qualify
2019-20	69	35	26	-	8	78	0.565	228	224	4th	Lost SCQ
2020-21	56	37	14	-	5	79	0.705	188	151	2nd	Lost Round 1
2021-22	82	58	18	-	6	122	0.744	337	242	1st	Lost Round 2
2022-23	82	42	32	-	8	92	0.561	288	272	4th	Eastern Conf. Champions
TOTALS	2273	989	920	142	222	2342	0.515	6259	6592		

ALL-TIME REGULAR SEASON SHOOTOUT RECORDS

SEASON	HOME	ROAD	OVERALL
2005-06	1-4	3-1	4-5
2006-07	1-2	1-6	2-8
2007-08	2-6	3-0	5-6
2008-09	1-5	2-3	3-8
2009-10	2-7	4-3	6-10
2010-11	0-4	4-3	4-7
2011-12	3-9	3-2	6-11
2012-13	1-1	2-0	3-1
2013-14	5-4	3-2	8-6
2014-15	4-7	4-3	8-10
2015-16	5-1	2-2	7-3
2016-17	3-2	2-4	5-6
2017-18	3-2	0-1	3-3
2018-19	1-2	2-5	3-7
2019-20	0-1	3-3	3-4
2020-21	0-1	1-1	1-2
2021-22	1-0	2-4	3-4
2022-23	0-1	2-0	2-1
TOTALS	33-59	43-43	76-102

REGULAR SEASON HOME & ROAD RECORDS

SEASON	HOME W-L-T-OT	ROAD W-L-T-OT	OVERALL W-L-T-OT
1993-94	15-18-9-0	18-16-8-0	33-34-17-0
1994-95	9-12-3-0	11-10-3-0	20-22-6-0
1995-96	25-12-4-0	16-19-6-0	41-31-10-0
1996-97	21-12-8-0	14-16-11-0	35-28-19-0
1997-98	11-24-6-0	13-19-9-0	254-43-15-0
1998-99	17-17-7-0	13-17-11-0	30-34-18-0
1999-00	26-9-4-2	17-18-2-4	43-27-6-6
2000-01	12-18-7-4	10-20-6-5	22-38-13-9
2001-02	11-23-3-4	11-21-7-2	22-44-10-6
2002-03	8-21-7-5	16-15-6-4	24-36-13-9
2003-04	16-15-7-3	12-20-8-1	28-35-15-4
2005-06	25-11-5	12-23-6	37-34-11
2006-07	23-12-6	12-19-10	35-31-16
2007-08	18-15-8	20-20-1	38-35-9
2008-09	22-12-7	19-18-4	41-30-11
2009-10	16-16-9	16-21-4	32-37-13
2010-11	16-17-8	14-23-4	30-40-12
2011-12	21-9-11	17-17-7	38-26-18
2012-13	8-11-5	7-16-1	15-27-6
2013-14	16-20-5	13-25-3	29-45-8
2014-15	21-13-7	17-16-8	38-29-15
2015-16	25-11-5	22-15-4	47-26-9
2016-17	19-19-3	16-17-8	35-36-11
2017-18	27-11-3	17-19-5	44-30-8
2018-19	20-13-8	16-19-6	36-32-14
2019-20	17-14-4	18-12-4	35-26-8
2020-21	20-5-3	17-9-2	37-14-5
2021-22	34-7-0	24-11-6	58-18-6
2022-23	23-13-5	19-19-3	42-32-8
TOTALS	542-410-65-120	447-510-77-102	989-920-142-222

ALL-TIME REGULAR SEASON OVERTIME RECORDS

SEASON	HOME W-L-T-OT	ROAD W-L-T-OT	OVERALL W-L-T-OT
1993-94	2-4-8	0-1-9	2-5-17
1994-95	0-2-3	0-1-3	0-3-6
1995-96	0-3-4	0-0-6	0-3-10
1996-97	1-1-8	2-3-11	3-4-19
1997-98	1-1-6	2-1-9	3-2-15
1998-99	1-1-7	0-1-11	1-2-18
1999-00	3-2-4	0-4-2	3-6-6
2000-01	2-4-7	0-5-6	2-9-13
2001-02	0-4-3	0-2-7	0-6-10
2002-03	2-5-7	2-4-6	4-9-13
2003-04	1-3-7	4-1-8	5-4-15
2005-06	5-1	3-5	8-6
2006-07	3-4	0-4	3-8
2007-08	1-2	3-1	4-3
2008-09	2-2	2-1	4-3
2009-10	0-2	2-1	2-3
2010-11	4-4	2-1	6-5
2011-12	1-2	0-5	1-7
2012-13	1-4	0-1	1-5
2013-14	0-1	0-1	0-2
2014-15	0-0	1-4	1-4
2015-16	0-4	1-2	1-6
2016-17	4-1	3-4	7-5
2017-18	2-1	1-4	3-5
2018-19	4-6	3-1	7-7
2019-20	1-3	1-1	2-4
2020-21	5-3	6-2	11-5
2021-22	8-0	8-6	16-6
2022-23	3-5	3-3	6-8
TOTALS	57-66-69	42-63-81	95-126-150



OPENING GAME RECORDS

SEASON OPENER (13-9-1-3)

1993-94	Panthers 4	at Chicago 4 T
1994-95	Panthers 1	at NY Islanders 2 L
1995-96	Panthers 0	at New Jersey 4 L
1996-97	Panthers 3	at Philadelphia 1 W
1997-98	Panthers 1	at Philadelphia 3 L
1998-99	Panthers 4	vs. Tampa Bay 1 W
1999-00	Panthers 4	vs. Washington 3 W
2000-01	Panthers 3	vs. Vancouver 4 L-OT
2001-02	Panthers 2	at Philadelphia 5 L
2002-03	Panthers 3	vs. Tampa Bay 4 L-OT
2003-04	Panthers 3	vs. Carolina 1 W
2005-06	Panthers 2	vs. Atlanta 0 W
2006-07	Panthers 8	vs. Boston 3 W
2007-08	Panthers 2	at NY Rangers 5 L
2008-09	Panthers 4	at Carolina 6 L
2009-10	Panthers 4	at Chicago 3 W-SO (Helsinki)
2010-11	Panthers 2	at Edmonton 3 L
2011-12	Panthers 2	at NY Islanders 0 W
2012-13	Panthers 5	vs. Carolina 1 W
2013-14	Panthers 4	at Dallas 2 W
2014-15	Panthers 2	at Tampa Bay 3 L-OT
2015-16	Panthers 7	vs. Philadelphia 1 W
2016-17	Panthers 2	vs. New Jersey 1 W-OT
2017-18	Panthers 3	at Tampa Bay 5 L
2018-19	Panthers 1	at Tampa Bay 2 L-SO
2019-20	Panthers 2	at Tampa Bay 5 L
2020-21	Panthers 5	vs. Chicago 2 W
2021-22	Panthers 5	vs. Pittsburgh 4 W-OT
2022-23	Panthers 3	at NY Islanders 1 W

HOME OPENER (17-7-2-2)

1993-94	Panthers 1	Pittsburgh 2 L
1994-95	Panthers 5	Pittsburgh 6 L
1995-96	Panthers 4	Calgary 3 W
1996-97	Panthers 1	NY Rangers 1 T
1997-98	Panthers 2	NY Islanders 2 T
1998-99	Panthers 4	Tampa Bay 1 W
1999-00	Panthers 4	Washington 3 W
2000-01	Panthers 3	Vancouver 4 L-OT
2001-02	Panthers 0	NY Islanders 3 L
2002-03	Panthers 3	Tampa Bay 4 L-OT
2003-04	Panthers 3	Carolina 1 W
2005-06	Panthers 2	Atlanta 0 W
2006-07	Panthers 8	Boston 3 W
2007-08	Panthers 1	New Jersey 4 L
2008-09	Panthers 3	Atlanta 2 W-OT
2009-10	Panthers 2	New Jersey 3 L
2010-11	Panthers 6	Tampa Bay 0 W
2011-12	Panthers 3	Tampa Bay 2 W-SO
2012-13	Panthers 5	Carolina 1 W
2013-14	Panthers 6	Pittsburgh 3 W
2014-15	Panthers 2	New Jersey 5 L
2015-16	Panthers 7	Philadelphia 1 W
2016-17	Panthers 2	NJ Devils W-OT
2017-18	Panthers 5	Tampa Bay 4 W
2018-19	Panthers 4	Columbus 5 L
2019-20	Panthers 4	Tampa Bay 3 W
2020-21	Panthers 5	Chicago 2 W
2021-22	Panthers 5	Pittsburgh 4 W-OT
2022-23	Panthers 4	Philadelphia 3 W

ROAD OPENER (8-15-2-3)

1993-94	Panthers 4	Chicago 4 T
1994-95	Panthers 1	NY Islanders 2 L
1995-96	Panthers 0	New Jersey 4 L
1996-97	Panthers 3	Philadelphia 1 W
1997-98	Panthers 1	Philadelphia 3 L
1998-99	Panthers 1	Nashville 0 W
1999-00	Panthers 2	Montreal 1 W
2000-01	Panthers 2	Boston 4 L
2001-02	Panthers 2	Philadelphia 5 L
2002-03	Panthers 5	Atlanta 4 W-OT
2003-04	Panthers 2	Carolina 2 T
2005-06	Panthers 1	Tampa Bay 2 L
2006-07	Panthers 0	Atlanta 6 L
2007-08	Panthers 2	NY Rangers 5 L
2008-09	Panthers 4	Carolina 6 L

2009-10	Panthers 2	Carolina 7 L
2010-11	Panthers 2	Edmonton 3 L
2011-12	Panthers 2	NY Islanders 0 W
2012-13	Panthers 0	Ottawa 4 L
2013-14	Panthers 4	Dallas 2 W
2014-15	Panthers 2	Tampa Bay 3 L-OT
2015-16	Panthers 0	Philadelphia 1 L
2016-17	Panthers 3	Tampa Bay 4 L-SO
2017-18	Panthers 3	Tampa Bay 5 L
2018-19	Panthers 1	Tampa Bay 2 L-SO
2019-20	Panthers 2	Tampa Bay 5 L
2020-21	Panthers 4	Columbus 3 W - SO
2021-22	Panthers 4	Tampa Bay 1 W
2022-23	Panthers 3	NY Islanders 1 W

REGULAR SEASON LEADERS

SEASON	PLAYER	GAMES PLAYED
1993-94	Bill Lindsay, Gord Murphy	84
1994-95	Tom Fitzgerald, Mike Hough, Bill Lindsay, Scott Mellanby, Rob Niedermayer	48
1995-96	Tom Fitzgerald, Johan Garpenlov, Rob Niedermayer	82
1996-97	Scott Mellanby, Robert Svehla	82
1997-98	Bill Lindsay	82
1998-99	Radek Dvorak, Kirk Muller, Rob Niedermayer	82
1999-00	Todd Simpson, Jaroslav Spacek, Robert Svehla	82
2000-01	Pavel Bure, Robert Svehla	82
2001-02	Robert Svehla	82
2002-03	Jay Bouwmeester, Ivan Majesky, Marcus Nilson	82
2003-04	Olli Jokinen, Lyle Odelein	82
2005-06	Jay Bouwmeester, Martin Gelinas, Olli Jokinen	82
2006-07	Bryan Allen, Jay Bouwmeester, Martin Gelinas, Nathan Horton, Olli Jokinen, Ruslan Salei	82
2007-08	Jay Bouwmeester, Nathan Horton, Olli Jokinen	82
2008-09	Keith Ballard, Jay Bouwmeester	82
2009-10	Keith Ballard, Michael Frolik, Bryan McCabe, Steven Reinprecht	82
2010-11	Marty Reasoner, Mike Weaver, David Booth, Mike Santorelli	82
2011-12	Brian Campbell, Tomas Fleischman, Mike Weaver	82
2012-13	Jonathan Huberdeau Tomas Fleischman, Brian Campbell Shawn Matthias	48
2013-14	Brian Campbell	82
2014-15	Brian Campbell, Derek MacKenzie	82
2015-16	Brian Campbell, Reilly Smith	82
2016-17	Jaromir Jagr, Derek MacKenzie, Mark Pysyk, Vincent Trocheck, Keith Yandle	82
2017-18	Nick Bjugstad, Aaron Ekblad, Jonathan Huberdeau, Mark Pysyk, Vincent Trocheck, Keith Yandle	82
2018-19	Aleksander Barkov, Evgenii Dadonov, Aaron Ekblad, Mike Hoffman, Jonathan Huberdeau, Keith Yandle	82
2019-20	Brett Connolly, Evgenii Dadonov, Mike Hoffman, Jonathan Huberdeau, Colton Sceviour, Anton Stralman, Frank Vatrano, Keith Yandle	69
2020-21	Frank Vatrano, Alex Wennberg, Keith Yandle	56
2021-22	Brandon Montour	81
2022-23	Sam Reinhart, Eetu Luostarinen, Gustav Forsling, Ryan Lomberg, Josh Mahura, Marc Staal	82

SEASON	PLAYER	GOALS
1993-94	Scott Mellanby	30
1994-95	Jesse Belanger	15
1995-96	Scott Mellanby	32
1996-97	Ray Sheppard	29
1997-98	Ray Whitney	32
1998-99	Ray Whitney	26
1999-00	Pavel Bure	58
2000-01	Pavel Bure	59
2001-02	Kristian Huselius	23
2002-03	Olli Jokinen	36
2003-04	Olli Jokinen	26
2005-06	Olli Jokinen	38
2006-07	Olli Jokinen	39
2007-08	Olli Jokinen	34
2008-09	David Booth	31
2009-10	Stephen Weiss	28
2010-11	David Booth	23
2011-12	Tomas Fleischmann	27
2012-13	Tomas Kopecky	15
2013-14	Brad Boyes	21
2014-15	Nick Bjugstad	24
2015-16	Aleksander Barkov	28
2016-17	Jonathan Marchessault	30
2017-18	Vincent Trocheck	31
2018-19	Mike Hoffman	36
2019-20	Mike Hoffman	29
2020-21	Aleksander Barkov	26
2021-22	Aleksander Barkov	39
2022-23	Carter Verhaeghe	42



REGULAR SEASON TEAM LEADERS

SEASON	PLAYER	ASSISTS	SEASON	PLAYER	+/- (MIN. 20 GP)
1993-94	Jesse Belanger	33	1993-94	Brian Skrudland	+13
1994-95	Stu Barnes	19	1994-95	Paul Laus	+12
1995-96	Robert Svehla	49	1995-96	Bill Lindsay	+13
1996-97	Robert Svehla	32	1996-97	Rhett Warrener	+20
1997-98	Robert Svehla	34	1997-98	Ray Whitney	+10
1998-99	Ray Whitney	38	1998-99	Jaroslav Spacek	+15
1999-00	Viktor Kozlov	53	1999-00	Pavel Bure	+25
2000-01	Pavel Bure	33	2000-01	Denis Shvidki	+6
2001-02	Pavel Bure	27	2001-02	Darren Van Impe	+3
2002-03	Viktor Kozlov	34	2002-03	Andreas Lilja	+8
2003-04	Olli Jokinen	32	2003-04	Pavel Trnka	+2
2005-06	Olli Jokinen	51	2005-06	Martin Gelas	+27
2006-07	Olli Jokinen	52	2006-07	Jay Bouwmeester	+23
2007-08	Olli Jokinen	37	2007-08	Jassen Cullimore	+21
2008-09	Stephen Weiss	47	2008-09	Stephen Weiss	+19
2009-10	Nathan Horton	37	2009-10	Jason Garrison	+5
2010-11	Stephen Weiss	28	2010-11	Chris Higgins	+5
2011-12	Brian Campbell	4	2011-12	Jason Garrison	+6
2012-13	Tomas Fleischmann	23	2012-13	Eric Selleck	+ 2
2013-14	Brian Campbell	30	2013-14	Scottie Upshall	+1
2014-15	Brian Campbell	39	2014-15	Aaron Ekblad, Tomas Fleischmann	+12
2015-16	Jussi Jokinen	42	2015-16	Brian Campbell	+ 31
2016-17	Keith Yandle	36	2016-17	Aleksander Barkov	+13
2017-18	Aleksander Barkov	51	2017-18	Jared McCann	+11
2018-19	Jonathan Huberdeau	62	2018-19	Nick Bjugstad	+2
2019-20	Jonathan Huberdeau	55	2019-20	Aaron Ekblad	+12
2020-21	Jonathan Huberdeau	41	2020-21	MacKenzie Weegar	+29
2021-22	Jonathan Huberdeau	85	2021-22	Gustav Forsling	+41
2022-23	Matthew Tkachuk	69	2022-23	Matthew Tkachuk	+29

SEASON	PLAYER	POINTS	SEASON	PLAYER	PIM
1993-94	Scott Mellanby	60	1993-94	Brent Severny	156
1994-95	Stu Barnes, Jesse Belanger	29	1994-95	Paul Laus	138
1995-96	Scott Mellanby	70	1995-96	Paul Laus	236
1996-97	Ray Sheppard	60	1996-97	Paul Laus	313
1997-98	Ray Whitney	61	1997-98	Paul Laus	293
1998-99	Ray Whitney	64	1998-99	Peter Worrell	258
1999-00	Pavel Bure	94	1999-00	Todd Simpson	202
2000-01	Pavel Bure	92	2000-01	Peter Worrell	248
2001-02	Pavel Bure	49	2001-02	Peter Worrell	354
2002-03	Olli Jokinen	65	2002-03	Peter Worrell	193
2003-04	Olli Jokinen	58	2003-04	Darcy Hordichuk	158
2005-06	Olli Jokinen	89	2005-06	Chris Gratton	104
2006-07	Olli Jokinen	91	2006-07	Steve Montador	119
2007-08	Olli Jokinen	71	2007-08	Nathan Horton	85
2008-09	Stephen Weiss	61	2008-09	Nick Boynton	91
2009-10	Stephen Weiss	60	2009-10	Bryan Allen	99
2010-11	Stephen Weiss	49	2010-11	Darcy Hordichuk	76
2011-12	Tomas Fleischmann	61	2011-12	Krys Barch	114
2012-13	Tomas Fleischmann	35	2012-13	George Parros	57
2013-14	Nick Bjugstad	38	2013-14	Erik Gudbranson	114
2014-15	Jonathan Huberdeau	54	2014-15	Erik Gudbranson	58
2015-16	Jaromir Jagr	66	2015-16	Alex Petrovic	90
2016-17	Vincent Trocheck	54	2016-17	Alex Petrovic	79
2017-18	Aleksander Barkov	78	2017-18	Micheal Haley	212
2018-19	Aleksander Barkov	96	2018-19	MacKenzie Weegar	64
2019-20	Jonathan Huberdeau	78	2019-20	Josh Brown	39
2020-21	Jonathan Huberdeau	61	2020-21	Ryan Lomberg	67
2021-22	Jonathan Huberdeau	115	2021-22	Radko Gudas	105
2022-23	Matthew Tkachuk	109	2022-23	Matthew Tkachuk	123

PANTHERS RECORDS



SEASON	PLAYER	POWER-PLAY GOALS	SEASON	PLAYER	SHORTHANDED GOALS
1993-94	Scott Mellanby	17	1993-94	Scott Mellanby	17
1994-95	Jesse Belanger	6	1994-95	Jesse Belanger	6
1995-96	Scott Mellanby	19	1995-96	Scott Mellanby	19
1996-97	Ray Sheppard	13	1996-97	Ray Sheppard	13
1997-98	Ray Whitney	12	1997-98	Ray Whitney	12
1998-99	Ray Whitney	7	1998-99	Ray Whitney	7
1999-00	Pavel Bure	11	1999-00	Pavel Bure	11
2000-01	Pavel Bure	19	2000-01	Pavel Bure	19
2001-02	Pavel Bure	9	2001-02	Pavel Bure	9
2002-03	Olli Jokinen	13	2002-03	Olli Jokinen	13
2003-04	Olli Jokinen	8	2003-04	Olli Jokinen	8
2005-06	Olli Jokinen	14	2005-06	Olli Jokinen	14
2006-07	Stephen Weiss	10	2006-07	Stephen Weiss	10
2007-08	Olli Jokinen	18	2007-08	Olli Jokinen	18
2008-09	David Booth	11	2008-09	David Booth	11
2009-10	Stephen Weiss	12	2009-10	Stephen Weiss	12
2010-11	David Booth, Dennis Wideman	8	2010-11	David Booth, Dennis Wideman	8
2011-12	Jason Garrison	9	2011-12	Jason Garrison	9
2012-13	Brian Campbell	6	2012-13	Brian Campbell	6
2013-14	Sean Bergenheim, Aleksander Barkov, Jimmy Hayes	3	2013-14	S. Bergenheim, A. Barkov, J. Hayes	3
2014-15	Nick Bjugstad, Brandon Pirri	7	2014-15	Nick Bjugstad, Brandon Pirri	7
2015-16	Aleksander Barkov	9	2015-16	Aleksander Barkov	9
2017-17	Jaromir Jagr, Jonathan Marchessault	8	2016-17	Colton Sceviour	3
2017-18	Vincent Trocheck	13	2017-18	Aleksander Barkov	5
2018-19	Mike Hoffman	17	2018-19	Troy Brouwer, Jared McCann, Vincent Trocheck	1
2019-20	Evgenii Dadonov, Mike Hoffman	11	2019-20	Frank Vatrano	2
2020-21	Patric Hornqvist	8	2020-21	C. Verhaeghe, A. Barkov, A. Wennberg, J. Lammikko	1
2021-22	Sam Reinhart	16	2021-22	Aleksander Barkov	4
2022-23	Sam Reinhart	16	2022-23	Anton Lundell, Eric Staal	2

SEASON	PLAYER	POWER-PLAY POINTS	SEASON	PLAYER	GAME-WINNING GOALS
1993-94	Gord Murphy	28	1993-94	Jody Hull	5
1994-95	Jesse Belanger	14	1994-95	Scott Mellanby	5
1995-96	Scott Mellanby	35	1995-96	Johan Garpenlov	7
1996-97	Ray Sheppard	22	1996-97	Ray Sheppard	7
1997-98	Ray Whitney	27	1997-98	Bill Lindsay	5
1998-99	Ray Whitney	24	1998-99	Ray Whitney	6
1999-00	Ray Whitney	22	1999-00	Pavel Bure	14
2000-01	Pavel Bure	28	2000-01	Pavel Bure	8
2001-02	Pavel Bure	21	2001-02	Ivan Novoseltsev	5
2002-03	Olli Jokinen	24	2002-03	Olli Jokinen	6
2003-04	Olli Jokinen	24	2003-04	Olli Jokinen	8
2005-06	Olli Jokinen	37	2005-06	Olli Jokinen	9
2006-07	Olli Jokinen	28	2006-07	Olli Jokinen	8
2007-08	Olli Jokinen	33	2007-08	David Booth	6
2008-09	Cory Stillman, Stephen Weiss	21	2008-09	David Booth, Nathan Horton	5
2009-10	Stephen Weiss	22	2009-10	Nathan Horton, Cory Stillman	4
2010-11	Stephen Weiss	19	2010-11	Marty Reasoner	4
2011-12	Brian Campbell	31	2011-12	Stephen Weiss	6
2012-13	Brian Campbell	17	2012-13	Tomas Fleischmann,	
2013-14	Brian Campbell	12		Brian Campbell, Dmitry Kulikov	2
2014-15	Aaron Ekblad	13	2013-14	Nick Bjugstad	4
2015-16	Aleksander Barkov	16	2014-15	Aaron Ekblad, Brad Boyes, Brandon Pirri	4
2016-17	Jonathan Marchessault, Keith Yandle	18	2015-16	Aleksander Barkov	8
2017-18	Vincent Trocheck	27	2016-17	Jonathan Marchessault	6
2018-19	Keith Yandle	39	2017-18	Evgenii Dadonov	6
2019-20	Jonathan Huberdeau	29	2018-19	Mike Hoffman	6
2020-21	Jonathan Huberdeau	24	2019-20	Noel Acciari	5
2021-22	Jonathan Huberdeau	38	2020-21	Frank Vatrano	7
2022-23	Matthew Tkachuk	36	2021-22	Sam Bennett, Jonathan Huberdeau	7
			2022-23	Aleksander Barkov, Matthew Tkachuk	6

PANTHERS RECORDS



SEASON	PLAYER	SHOTS ON GOAL	SEASON	GOALTENDER	WINS
1993-94	Scott Mellanby	204	1993-94	John Vanbiesbrouck	21
1994-95	Scott Mellanby	130	1994-95	John Vanbiesbrouck	14
1995-96	Scott Mellanby	225	1995-96	John Vanbiesbrouck	26
1996-97	Ray Sheppard	226	1996-97	John Vanbiesbrouck	27
1997-98	Scott Mellanby	188	1997-98	John Vanbiesbrouck	18
1998-99	Viktor Kozlov	209	1998-99	Sean Burke	21
1999-00	Pavel Bure	360	1999-00	Mike Vernon	18
2000-01	Pavel Bure	384	2000-01	Roberto Luongo	12
2001-02	Pavel Bure	238	2001-02	Roberto Luongo	16
2002-03	Olli Jokinen	240	2002-03	Roberto Luongo	20
2003-04	Olli Jokinen	280	2003-04	Roberto Luongo	25
2005-06	Olli Jokinen	351	2005-06	Roberto Luongo	35
2006-07	Olli Jokinen	351	2006-07	Ed Belfour	27
2007-08	Olli Jokinen	341	2007-08	Tomas Vokoun	30
2008-09	David Booth	246	2008-09	Tomas Vokoun	26
2009-10	Michael Frolik	219	2009-10	Tomas Vokoun	23
2010-11	David Booth	280	2010-11	Tomas Vokoun	22
2011-12	Tomas Fleischmann	217	2011-12	Jose Theodore	22
2012-13	Peter Mueller	131	2012-13	Jacob Markstrom	8
2013-14	Sean Bergenheim	190	2013-14	Tim Thomas	16
2014-15	Nick Bjugstad	207	2014-15	Roberto Luongo	28
2015-16	Aaron Ekblad	182	2015-16	Roberto Luongo	35
2016-17	Vincent Trocheck	230	2016-17	James Reimer	18
2017-18	Vincent Trocheck	237	2017-18	James Reimer	22
2018-19	Mike Hoffman	253	2018-19	Roberto Luongo	18
2019-20	Mike Hoffman	214	2019-20	Sergei Bobrovsky	23
2020-21	Aleksander Barkov	176	2020-21	Sergei Bobrovsky	31
2021-22	Sam Bennett	241	2021-22	Sergei Bobrovsky	39
2022-23	Matthew Tkachuk	322	2022-23	Sergei Bobrovsky	24

SEASON	GOALTENDER	GAMES PLAYED	SEASON	GOALTENDER	SHUTOUTS
1993-94	John Vanbiesbrouck	57	1993-94	John Vanbiesbrouck, Mark Fitzpatrick	1
1994-95	John Vanbiesbrouck	37	1994-95	John Vanbiesbrouck	4
1995-96	John Vanbiesbrouck	57	1995-96	John Vanbiesbrouck	2
1996-97	John Vanbiesbrouck	57	1996-97	John Vanbiesbrouck	2
1997-98	John Vanbiesbrouck	60	1997-98	John Vanbiesbrouck	4
1998-99	Sean Burke	59	1998-99	Sean Burke	3
1999-00	Mike Vernon	34	1999-00	Trevor Kidd, Mike Vernon	1
2000-01	Roberto Luongo	47	2000-01	Roberto Luongo	5
2001-02	Roberto Luongo	58	2001-02	Roberto Luongo	4
2002-03	Roberto Luongo	65	2002-03	Roberto Luongo	6
2003-04	Roberto Luongo	72	2003-04	Roberto Luongo	7
2005-06	Roberto Luongo	75	2005-06	Roberto Luongo	4
2006-07	Ed Belfour	58	2006-07	Ed Belfour, Alex Auld	1
2007-08	Tomas Vokoun	69	2007-08	Tomas Vokoun	4
2008-09	Tomas Vokoun	59	2008-09	Tomas Vokoun	6
2009-10	Tomas Vokoun	63	2009-10	Tomas Vokoun	7
2010-11	Tomas Vokoun	57	2010-11	Tomas Vokoun	6
2011-12	Jose Theodore	53	2011-12	Jose Theodore	3
2012-13	Jacob Markstrom	23	2012-13	J. Markstrom, S. Clemmensen, J. Theodore	0
2013-14	Tim Thomas	40	2013-14	Roberto Luongo	1
2014-15	Roberto Luongo	61	2014-15	Roberto Luongo	2
2015-16	Roberto Luongo	62	2015-16	Roberto Luongo	4
2016-17	James Reimer	43	2016-17	James Reimer	3
2017-18	James Reimer	44	2017-18	James Reimer	4
2018-19	Roberto Luongo	43	2018-19	Roberto Luongo	1
2019-20	Sergei Bobrovsky	50	2019-20	Sergei Bobrovsky, Chris Driedger	1
2020-21	Sergei Bobrovsky	31	2020-21	Chris Driedger	3
2021-22	Sergei Bobrovsky	54	2021-22	Sergei Bobrovsky	3
2022-23	Sergei Bobrovsky	50	2022-23	Sergei Bobrovsky, Alex Lyon, Spencer Knight	1

SEASON	GOALTENDER	GAA (MIN. 20 GP)	SEASON	GOALTENDER	SV% (MIN. 20 GP)
1993-94	John Vanbiesbrouck	2.53	1993-94	John Vanbiesbrouck	.924
1994-95	John Vanbiesbrouck	2.47	1994-95	John Vanbiesbrouck	.914
1995-96	John Vanbiesbrouck	2.68	1995-96	John Vanbiesbrouck	.903
1996-97	John Vanbiesbrouck	2.29	1996-97	John Vanbiesbrouck	.919
1997-98	John Vanbiesbrouck	2.87	1997-98	John Vanbiesbrouck	.899
1998-99	Sean Burke	2.66	1998-99	Sean Burke	.907
1999-00	Mikhail Shtalenkov	2.31	1999-00	Mike Vernon	.919
2000-01	Roberto Luongo	2.44	2000-01	Roberto Luongo	.920
2001-02	Roberto Luongo	2.77	2001-02	Roberto Luongo	.915
2002-03	Roberto Luongo	2.71	2002-03	Roberto Luongo	.918
2003-04	Roberto Luongo	2.43	2003-04	Roberto Luongo	.931
2005-06	Roberto Luongo	2.97	2005-06	Roberto Luongo	.914
2006-07	Ed Belfour	2.77	2006-07	Ed Belfour	.902
2007-08	Tomas Vokoun	2.68	2007-08	Tomas Vokoun	.919
2008-09	Tomas Vokoun	2.49	2008-09	Tomas Vokoun	.926
2009-10	Tomas Vokoun	2.55	2009-10	Tomas Vokoun	.925
2010-11	Tomas Vokoun	2.55	2010-11	Tomas Vokoun	.922
2011-12	Jose Theodore	2.46	2011-12	Jose Theodore	.917
2012-13	Scott Clemmensen	3.67	2012-13	Jacob Markstrom	.901
2013-14	Tim Thomas	2.87	2013-14	Tim Thomas	.909
2014-15	Roberto Luongo	2.35	2014-15	Roberto Luongo	.921
2015-16	Al Montoya	2.18	2015-16	Roberto Luongo	.922
2016-17	James Reimer	2.53	2016-17	James Reimer	.920
2017-18	Roberto Luongo	2.47	2017-18	Roberto Luongo	.929
2018-19	James Reimer	3.09	2018-19	James Reimer	.900
2019-20	Sergei Bobrovsky	3.23	2019-20	Sergei Bobrovsky	.900
2020-21	Chris Driedger	2.07	2020-21	Chris Driedger	.927
2021-22	Sergei Bobrovsky	2.67	2021-22	Sergei Bobrovsky	.913
2022-23	Sergei Bobrovsky	3.07	2022-23	Sergei Bobrovsky, Spencer Knight	.901



ROBERTO LUONGO

PANTHERS PENALTY SHOTS

PLAYER	YEAR	DATE	OPPONENT	H/A	GOALTENDER	RESULT
Mike Hough	1995-96	2/29/96	Washington	Home	Kolzig	No Goal
Martin Straka	1995-96	4/3/96	Ottawa	Away	Rhodes	No Goal
Rob Niedermayer	1996-97	3/13/97	Vancouver	Home	Hirsch	No Goal
Tom Fitzgerald	1997-98	1/31/98	Tampa Bay	Home	Fitzpatrick	No Goal
Pavel Bure	1998-99	2/26/99	Detroit	Away	Osgood	Goal
Ray Whitney	1998-99	3/21/99	Anaheim	Away	Hebert	Goal
Viktor Kozlov	1999-00	2/23/00	Washington	Away	Kolzig	Goal
Pavel Bure	2001-02	1/25/02	Carolina	Away	Irbe	No Goal
Pavel Bure	2001-02	2/9/02	Boston	Away	Dafoe	No Goal
Vaclav Nedorost	2003-04	12/13/03	Nashville	Away	Vokoun	No Goal
Nathan Horton	2003-04	1/8/04	Philadelphia	Away	Hackett	Goal
Gregory Campbell	2006-07	12/2/06	Atlanta	Home	Lehtonen	No Goal
Ville Peltonen	2006-07	3/3/07	Tampa Bay	Home	Denis	Goal
Bryan Allen	2006-07	4/7/07	Carolina	Away	Grahame	No Goal
Jozef Stumpel	2007-08	10/27/07	Nashville	Away	Ellis	Goal
Kamil Krepis	2007-08	12/5/07	Ottawa	Home	Emery	No Goal
Stephen Weiss	2007-08	12/7/07	NY Islanders	Home	DiPietro	No Goal
Radek Dvorak	2007-08	12/30/07	Philadelphia	Home	Nittymaki	No Goal
Nathan Horton	2007-08	2/16/08	Carolina	Away	Grahame	Goal
Michael Frolik	2008-09	1/10/09	Atlanta	Home	Lehtonen	Goal
David Booth	2008-09	1/19/09	Buffalo	Home	Miller	Goal
Radek Dvorak	2008-09	1/29/09	Montreal	Home	Price	Goal
David Booth	2008-09	3/1/09	Washington	Away	Theodore	No Goal
Shawn Matthias	2009-10	1/26/10	Montreal	Home	Halak	Goal
David Booth	2010-11	3/19/11	NY Islanders	Home	DiPietro	No Goal
Radek Dvorak	2010-11	11/27/10	Tampa Bay	Away	Ellis	Goal
David Booth	2010-11	10/30/10	Montreal	Away	Price	Goal
Stephen Weiss	2011-12	12/20/11	Phoenix	Home	LaBarbera	No Goal
Jack Skille	2011-12	11/29/11	Carolina	Away	Ward	No Goal
Tomas Kopecky	2011-12	10/22/11	NY Islanders	Home	Nabokov	No Goal
Quinton Howden	2012-13	4/20/13	New Jersey	Away	Brodeur	No Goal
Jonathan Huberdeau	2012-13	3/5/13	Winnipeg	Home	Pavelec	Goal
Jonathan Huberdeau	2012-13	2/21/13	Philadelphia	Away	Bryzgalov	Goal
Jonathan Huberdeau	2013-14	10/22/13	Chicago	Home	Crawford	No Goal
Sean Bergenheim	2013-14	3/7/14	Buffalo	Home	Neuvirth	No Goal
Derek MacKenzie	2014-15	2/24/15	Chicago	Away	Darling	No Goal
Brandon Pirri	2015-16	11/14/15	Tampa Bay	Away	Bishop	Goal
Reilly Smith	2015-16	11/21/15	NY Rangers	Home	Lundqvist	No Goal
Jonathan Huberdeau	2015-16	12/6/15	New Jersey	Away	Schneider	No Goal
Vincent Trocheck	2016-17	10/29/16	Buffalo	Away	Lehner	No Goal
Denis Malgin	2016-17	12/28/16	Toronto	Home	Andersen	No Goal
Reilly Smith	2016-17	3/27/17	Buffalo	Home	Lehner	No Goal
Evgenii Dadonov	2017-18	2/12/18	Edmonton	Away	Talbot	Goal
Evgenii Dadonov	2018-19	2/2/19	Vegas	Home	Fleury	No Goal
Evgenii Dadonov	2018-19	12/18/18	Buffalo	Away	Hutton	Goal
Aleksander Barkov	2018-19	10/20/18	Detroit	Home	Howard	No Goal
Noel Acciari	2019-20	12/20/20	Dallas	Home	Khudobin	Goal
Frank Vatrano	2019-20	1/12/20	Toronto	Away	Andersen	No Goal
Brett Connolly	2019-20	2/26/20	Vegas	Away	Fleury	No Goal
Frank Vatrano	2020-21	2/15/21	Tampa Bay	Away	McElhinney	Goal
Anthony Duclair	2020-21	3/28/21	Dallas	Away	Oettinger	Goal
Frank Vatrano	2020-21	4/19/21	Columbus	Home	Merzlikins	No Goal

PENALTY SHOTS VS. PANTHERS

PLAYER	YEAR	DATE	OPPONENT	H/A	GOALTENDER	RESULT
Zigmund Palffy	1993-94	4/14/94	NY Islanders	Home	Vanbiesbrouck	No Goal
Dean McAmmond	1995-96	1/5/96	Edmonton	Away	Fitzpatrick	No Goal
Jaromir Jagr	1996-97	11/9/96	Pittsburgh	Home	Fitzpatrick	No Goal
Mike Sillinger	1996-97	1/14/97	Vancouver	Away	Fitzpatrick	Goal
Mario Lemieux	1996-97	4/11/97	Pittsburgh	Home	Vanbiesbrouck	Goal
Trent Klatt	1997-98	10/1/97	Philadelphia	Away	Vanbiesbrouck	No Goal
Paul Kariya	1997-98	1/21/98	Anaheim	Away	Weekes	Goal
Derek King	1997-98	2/7/98	Toronto	Away	Vanbiesbrouck	Goal
Ted Donato	1998-99	4/12/99	Ottawa	Away	McLean	No Goal
Terry Yake	1999-00	11/18/99	St. Louis	Away	Burke	No Goal
Claude Lapointe	1999-00	1/12/00	NY Islanders	Home	Vernon	No Goal
Magnus Arvedson	2002-03	1/22/03	Ottawa	Home	Hurme	No Goal
Michael Peca	2003-04	11/19/03	NY Islanders	Home	Luongo	No Goal
P.J. Axelsson	2003-04	1/24/04	Boston	Away	Luongo	No Goal
Alexander Korolyuk	2003-04	2/3/04	San Jose	Away	Luongo	No Goal
Miroslav Satan	2005-06	10/10/05	NY Islanders	Away	Luongo	No Goal
Erik Cole	2005-06	11/11/05	Carolina	Home	Luongo	No Goal
Marian Hossa	2005-06	12/17/05	Atlanta	Away	Luongo	No Goal
Alex Kovalev	2005-06	12/30/05	Montreal	Away	Luongo	No Goal
Matt Pettinger	2005-06	04/15/06	Washington	Home	McLennan	No Goal
Thomas Vanek	2006-07	11/10/06	Buffalo	Away	Auld	No Goal
Vincent Lecavalier	2006-07	11/22/06	Tampa Bay	Home	Auld	No Goal
Valtteri Filppula	2007-08	12/15/07	Detroit	Away	Vokoun	Goal
Pavel Datsyuk	2007-08	12/15/07	Detroit	Away	Vokoun	No Goal
Markus Naslund	2007-08	2/1/08	Vancouver	Home	Vokoun	No Goal
Martin St. Louis	2009-10	1/14/10	Tampa Bay	Away	Vokoun	No Goal
Vincent Lecavalier	2010-11	1/21/11	Tampa Bay	Home	Vokoun	No Goal
Vincent Lecavalier	2010-11	4/8/11	Tampa Bay	Away	Clemmensen	Goal
Matt Read	2011-12	11/13/11	Philadelphia	Home	Theodore	Goal
Benoit Pouliot	2012-13	4/27/13	Tampa Bay	Away	Markstrom	No Goal
Guillaume Latendresse	2012-13	1/24/13	Ottawa	Home	Theodore	No Goal
Alexander Steen	2013-14	10/5/13	@ St. Louis	Away	Thomas	Goal
Patrick Marleau	2014-15	11/20/14	San Jose	Away	Luongo	No Goal
Carl Hagelin	2014-15	2/2/15	NY Rangers	Away	Luongo	No Goal
Tyler Johnson	2014-15	3/1/15	Tampa Bay	Home	Montoya	No Goal
Steven Stamkos	2015-16	11/14/15	Tampa Bay	Away	Luongo	No Goal
Chris Kreider	2015-16	11/21/15	NY Rangers	Home	Luongo	No Goal
Nathan MacKinnon	2015-16	3/3/16	Colorado	Away	Luongo	No Goal
Anthony Duclair	2015-16	3/5/16	Arizona	Away	Montoya	No Goal
Brad Marchand	2016-17	11/1/16	Boston	Home	Luongo	Goal
Joe Pavelski	2016-17	2/15/17	San Jose	Away	Luongo	No Goal
Leon Draisaitl	2017-18	2/12/18	Edmonton	Away	Reimer	Goal
Jean-Gabriel Pageau	2017-18	3/29/2018	Ottawa	Away	Reimer	Goal
Antoine Roussel	2018-19	10/13/18	Vancouver	Home	Reimer	Goal
Johnny Gaudreau	2019-20	3/1/20	Calgary	Home	Montembeault	No Goal
David Pastrnak	2019-20	12/14/19	Boston	Home	Bobrovsky	No Goal
Patrick Kane	2020-21	1/19/21	Chicago	Home	Bobrovsky	No Goal
Isac Lundestrom	2022-23	11/6/22	Anaheim	Away	Knight	Goal
William Nylander	2022-23	1/17/23	Toronto	Away	Bobrovsky	No Goal
Zach Aston-Reese	2022-23	3/29/23	Toronto	Away	Lyon	No Goal

PANTHERS HAT TRICKS

YEAR	NO.	PLAYER	DATE	SCORE	GOALTENDER
1993-94		NO HAT TRICKS			
1994-95		NO HAT TRICKS			
1995-96	1	Johan Garpenlov	1/23/96	Panthers 5 at Washington 4	Carey
	2	Ray Sheppard	3/21/96	Panthers 3 vs. NY Islanders 2	Fichaud
1996-97	3	Ray Sheppard	11/26/96	Panthers 4 vs. Sabres 3	Hasek, Trefilov
	4	Ray Sheppard	12/22/96	Panthers 3 at NY Rangers 7	Richter
	5	Ray Sheppard	3/13/97	Panthers 5 vs. Vancouver 4	Hirsch
1997-98	6	Dave Gagner	10/4/97	Panthers 5 at Pittsburgh 3	Wregget
	7	Ray Sheppard	11/26/97	Panthers 10 vs. Boston 5	Dafoe, Carey
1998-99	8	Mark Parrish (4)	10/30/98	Panthers 7 at Chicago 3	Fitzpatrick, Hackett
	9	Pavel Bure	1/26/99	Panthers 3 at Philadelphia 3	Vanbiesbrouck
	10	Pavel Bure	3/3/99	Panthers 5 vs. Colorado 7	Roy
1999-00	11	Pavel Bure	12/8/99	Panthers 6 at Phoenix 1	Essensa, Esche
	12	Pavel Bure	12/17/99	Panthers 4 at Buffalo 2	Biron
	13	Pavel Bure (4)	1/1/00	Panthers 7 vs. Tampa Bay 5	Hodson
	14	Viktor Kozlov	1/5/00	Panthers 5 at Anaheim 1	Hebert, Roussel
	15	Pavel Bure	3/18/00	Panthers 4 vs. NY Islanders 2	Weekes
2000-01	16	Pavel Bure (4)	2/10/01	Panthers 7 at Atlanta 3	Hnilicka, Rhodes
	17	Pavel Bure	2/14/01	Panthers 4 vs. Phoenix 3	Esche
	18	Pavel Bure	3/11/01	Panthers 4 at NY Islanders 1	DiPietro
	19	Pavel Bure	3/17/01	Panthers 3 vs. Toronto 5	Joseph
2001-02		NO HAT TRICKS			
2002-03		NO HAT TRICKS			
2003-04		NO HAT TRICKS			
2005-06	20	Olli Jokinen	11/25/05	Panthers 6 vs. Pittsburgh 3	Caron, Thibault
	21	Nathan Horton	12/13/05	Panthers 7 vs. Nashville 3	Finley
	22	Jonathan Sim	2/7/06	Panthers 5 at Washington 0	Kolzig
	23	Joe Nieuwendyk	4/11/06	Panthers 5 at Toronto 6	Aubin
2006-07	24	Olli Jokinen	11/16/06	Panthers 5 vs. Montreal 1	Aebischer
	25	Olli Jokinen	1/10/07	Panthers 5 vs. Pittsburgh 2	Thibault
	26	Stephen Weiss	1/13/07	Panthers 7 vs. Washington 3	Kolzig
	27	Olli Jokinen	2/27/07	Panthers 6 at Washington 5	Johnson
2007-08	28	Richard Zednik	2/5/08	Panthers 8 at Toronto 0	Raycroft, Toskala
2008-09	29	David Booth	11/9/08	Panthers 3 at Anaheim 1	Giguere
	30	David Booth	3/7/09	Panthers 5 vs. St. Louis 3	Mason
2009-10	31	Steven Reinprecht	10/30/09	Panthers 6 at Dallas 5 (SO)	Auld
	32	Stephen Weiss	12/2/09	Panthers 6 vs. Colorado 5 (SO)	Anderson
	33	Nathan Horton	12/14/09	Panthers 7 at NY Islanders 1	Rolosen, Biron
	34	Radek Dvorak	1/3/10	Panthers 6 vs. Pittsburgh 2	Fleury
2010-11		NO HAT TRICKS			
2011-12	35	Kris Versteeg	11/10/11	Panthers 5 at Winnipeg 2	Pavellec
2012-13	36	Tomas Kopecky	2/26/13	Panthers 6 vs. Pittsburgh 4	Vokoun
2013-14		NO HAT TRICKS			
2014-15		NO HAT TRICKS			
2015-16		NO HAT TRICKS			
2016-17	37	Colton Sceviour	10/30/16	Panthers 5 at Red Wings 2	Mrazek, Howard
	38	Jonathan Marchessault	3/25/17	Panthers 7 vs. Chicago 0	Crawford, Darling
2017-18	39	Radim Vrbata	10/26/17	Panthers 8 vs. Anaheim 3	Gibson, Berra
	40	Vincent Trocheck	11/12/17	Panthers 7 at Edmonton 5	Talbot
	41	Evgenii Dadonov	2/24/18	Panthers 6 vs. Pittsburgh 5	Murray, Jarry
	42	Nick Bjugstad	3/6/18	Panthers 4 at Tampa Bay 5 [OT]	Vasilevskiy
2018-19	43	Aleksander Barkov	12/15/2018	Panthers 4 vs. Toronto 3 (OT)	Andersen
2018-19	44	Aleksander Barkov	2/17/2019	Panthers 6 vs. Montreal 3	Niemi, Price
2019-20	45	Mike Hoffman	10/5/19	Panthers 4 vs. Tampa Bay 3	Vasilevskiy



PANTHERS HAT TRICKS

YEAR	NO.	PLAYER	DATE	SCORE	GOALTENDER
2019-20	46	Noel Acciari	12/16/20	Panthers 6 vs. Ottawa 1	Nilsson
	47	Noel Acciari	12/20/20	Panthers 7 vs. Dallas 4	Bishop, Khudobin
	48	Frank Vatrano	1/21/20	Panthers 4 at Chicago 3	Lehner
	49	Mark Pysyk	2/23/20	Panthers 5 at Toronto 3	Andersen, Hutchinson
2020-21	50	Jonathan Huberdeau	2/4/21	Panthers 5 vs. Nashville 6 [OT]	Saros, Rinne
	51	Noel Acciari	3/6/21	Panthers 6 at Nashville 2	Rinne
	52	Carter Verhaeghe	3/27/21	Panthers 4 at DAL 3 [OT]	Khudobin
	53	Alex Wennberg	4/3/21	Panthers 5 vs. Columbus 2	Merzlikins, Korpisalo
2021-22	54	Alex Wennberg	5/8/21	Panthers 5 vs. Tampa Bay 1	Vasilevskiy
	55	Sam Bennett	10/16/21	Panthers 5 vs. NY Islanders 1	Sorokin
2021-22	56	Sam Bennett	1/14/22	Panthers 7 vs. Dallas 1	Oettinger, Khudobin
2021-22	57	Sam Reinhart	1/31/22	Panthers 8 at Columbus 4	Merzlikins, Korpisalo
2021-22	58	Mason Marchment	2/18/22	Panthers 6 at Minnesota 2	Talbot
2021-22	59	Sam Reinhart	3/10/22	Panthers 6 vs. Philadelphia 3	Hart
2021-22	60	Aleksander Barkov	4/19/22	Panthers 3 at NY Islanders 2	Sorokin
2022-23	61	Aleksander Barkov	12/29/22	Panthers 7 vs. Montreal 2	Montembeault
2022-23	62	Matthew Tkachuk	1/3/23	Panthers 5 vs. Arizona 3	Vejmelka
2022-23	63	Matthew Tkachuk	3/30/23	Panthers 5 at Montreal 2	Montembeault
2022-23	64	Carter Verhaeghe	4/1/23	Panthers 7 at Columbus 0	Hutchinson



PANTHERS HAT TRICKS AGAINST

YEAR	NO.	PLAYER	DATE	SCORE	GOALTENDER
1993-94	1	Brendan Shanahan	10/7/93	Panthers 3 at St. Louis 5	Fitzpatrick
1994-95	2	Eric Lindros	3/18/95	Panthers 3 vs. Philadelphia 4 (OT)	Vanbiesbrouck
	3	Steven Rice	3/29/95	Panthers 4 vs. Hartford 4	Vanbiesbrouck, Fitzpatrick
1995-96	4	Adam Oates (4)	12/14/95	Panthers 3 at Boston 6	Vanbiesbrouck
	5	Mario Lemieux	12/30/95	Panthers 5 at Pittsburgh 6	Vanbiesbrouck, Fitzpatrick
	6	Martin Rucinsky	1/25/96	Panthers 2 vs. Montreal 6	Vanbiesbrouck, Fitzpatrick
	7	Pat LaFontaine	2/25/96	Panthers 1 at Buffalo 6	Vanbiesbrouck
	8	Geoff Sanderson	3/2/96	Panthers 1 at Hartford 7	Vanbiesbrouck, Fitzpatrick
1996-97	NO HAT TRICKS AGAINST				
1997-98	9	Keith Tkachuk	12/1/97	Panthers 2 vs. Phoenix 3	Fitzpatrick
	10	Paul Kariya	1/21/98	Panthers 3 at Anaheim 8	Vanbiesbrouck, Weekes
	11	Eric Daze (4)	3/15/98	Panthers 4 vs. Chicago 8	Vanbiesbrouck, Weekes
	12	Mikael Renberg	3/21/98	Panthers 1 at Tampa Bay 5	Vanbiesbrouck
1998-99	13	Peter Forsberg	3/3/99	Panthers 5 vs. Colorado 7	Burke
	14	Anson Carter	4/7/99	Panthers 2 vs. Boston 5	McLean
	15	Steve Sullivan (4)	4/10/99	Panthers 1 at Toronto 9	Burke, McLean
1999-00	16	Nik Antropov	12/20/99	Panthers 4 vs. Toronto 6	Shtalenkov
	17	Mariusz Czerkawski	4/9/00	Panthers 2 at NY Islanders 3	Kidd
	18	Marian Hossa	11/18/00	Panthers 2 at Ottawa 5	Kidd, Luongo
	19	Scott Thornton	3/7/01	Panthers 3 vs. San Jose 3	Luongo
	20	Deron Quint	3/9/01	Panthers 6 vs. Columbus 7 (OT)	Kidd
2000-01	NO HAT TRICKS AGAINST				
2001-02	21	J.P. Dumont	11/12/01	Panthers 3 vs. Buffalo 5	Luongo
	22	Pascal Rheaume (4)	1/19/02	Panthers 1 vs. Atlanta 6	Luongo, Kidd
	23	Yanic Perreault	1/21/02	Panthers 7 vs. Montreal 5	Luongo
2002-03	24	Shawn McEachern	10/12/02	Panthers 5 at Atlanta 4 (OT)	Luongo, Hurme
	25	Jaromir Jagr	1/11/03	Panthers 2 at Washington 12	Luongo, Hurme
2003-04	26	Alyn McCauley	11/1/03	Panthers 2 vs. San Jose 6	Shields
	27	Alex Tanguay	1/21/04	Panthers 5 vs. Colorado 6	Luongo
2005-06	28	Brandon Bochenski	12/5/05	Panthers 3 vs. Ottawa 6	Luongo, McLennan
	29	Chris Clark	3/18/06	Panthers 4 at Washington 3	Luongo
	30	Mats Sundin (4)	4/11/06	Panthers 5 at Toronto 6	McLennan
2006-07	31	Ilya Kovalchuk	10/24/06	Panthers 3 vs. Atlanta 6	Auld
	32	Dany Heatley	11/24/06	Panthers 4 vs. Ottawa 6	Belfour
2007-08	NO HAT-TRICKS AGAINST				
2008-09	33	Maxim Lapierre	12/29/08	Panthers 2 vs. Montreal 5	Anderson
	34	Mike Ribeiro	1/21/09	Panthers 1 vs. Dallas 4	Vokoun
	35	Alexander Ovechkin	2/15/09	Panthers 2 vs. Washington 4	Vokoun
2009-10	NO HAT TRICKS AGAINST				
2010-11	NO HAT TRICKS AGAINST				
2011-12	36	Brad Marchand	12/23/11	Panthers 0 at Boston 8	Theodore, Clemmensen
	37	Martin St. Louis	2/4/12	Panthers 3 at Tampa Bay 6	Clemmensen
2012-13	38	Matt Read	1/26/13	Panthers 1 vs. Philadelphia 7	Theodore, Clemmensen
	39	Alex Ovechkin	4/6/13	Panthers 3 vs. Washington 4	Markstrom
2013-14	40	David Krejci	3/4/14	Panthers 1 at Boston 4	Thomas
	41	Steven Stamkos	10/10/13	Panthers 2 at Tampa 7	Markstrom
2014-15	42	Mathieu Perreault (4)	1/13/15	Panthers 2 at Winnipeg 8	Luongo, Montoya
2015-16	43	Rick Nash	11/21/15	Panthers 4 vs. Rangers 5 [OT]	Luongo
2015-16	44	Sam Bennett (4)	1/13/16	Panthers 0 at Flames 6	Luongo, Montoya
2015-16	45	Nazem Kadri	3/29/16	Panthers 2 vs. Maple Leafs 5	Luongo
2016-17	46	John Tavares	1/13/17	Panthers 2 vs. Islanders 5	Luongo
2016-17	47	Viktor Arvidsson	2/11/17	Panthers 7 at Predators 4	Luongo
2016-17	48	Sidney Crosby	3/19/17	Panthers 0 at Penguins 4	Reimer
2017-18	49	Dougie Hamilton	2/17/18	Panthers 6 at Flames 3	Luongo
2018-19	50	Patrik Laine	11/1/2018	Panthers 2 vs. Winnipeg 4	Reimer
2018-19	51	Jordan Martinook	11/23/2018	Panthers 1 at Carolina 4	Luongo, Reimer
2018-19	52	John Tavares	3/25/2019	Panthers 5 at Toronto 7	Luongo, Montembeault
2019-20	53	Zach Werenski	12/31/19	Panthers 1 at Columbus 4	Bobrovsky
2020-21	NO HAT TRICKS AGAINST				
2021-22	54	Alex Ovechkin	11/26/21	Panthers 3 at Washington 4	Bobrovsky, Knight
	55	Andre Burakovsky	12/12/21	Panthers 2 at Colorado 3	Bobrovsky
	56	Derek Ryan	2/26/22	Panthers 3 vs. Edmonton 4	Bobrovsky
	57	Yegor Sharangovich	4/2/22	Panthers 7 at New Jersey 6	Bobrovsky, Knight
	58	Cole Caulfield	4/29/22	Panthers 2 at Montreal 10	Johnsson
2022-23	NO HAT TRICKS AGAINST				

PANTHERS SHUTOUTS

YEAR	NO.	DATE	OPPONENT	SCORE	GOALTENDER
1993-94	1	10/9/93	at Tampa Bay	2-0	John Vanbiesbrouck
	2	2/6/94	vs. Boston	3-0	Mark Fitzpatrick
1994-95	3	2/9/95	at Philadelphia	3-0	John Vanbiesbrouck
	4	2/15/95	vs. Ottawa	2-0	Mark Fitzpatrick
	5	2/28/95	at NY Rangers	0-0	John Vanbiesbrouck
	6	3/11/95	at Boston	2-0	John Vanbiesbrouck
	7	3/26/95	vs. Pittsburgh	2-0	John Vanbiesbrouck
	8	4/20/95	vs. New Jersey	1-0	Mark Fitzpatrick
1995-96	9	10/21/95	vs. Hartford	3-0	John Vanbiesbrouck
	10	3/17/96	vs. New Jersey	3-0	John Vanbiesbrouck
1996-97	11	10/12/96	vs. Hartford	6-0	John Vanbiesbrouck
	12	1/4/97	at Los Angeles	5-0	John Vanbiesbrouck
1997-98	13	11/15/97	at NY Islanders	1-0	Mark Fitzpatrick
	14	12/18/97	at Washington	4-0	John Vanbiesbrouck
	15	1/27/98	vs. Carolina	3-0	John Vanbiesbrouck
	16	1/31/98	vs. Tampa Bay	2-0	John Vanbiesbrouck
	17	3/29/98	at Chicago	4-0	John Vanbiesbrouck
	18	10/10/98	at Nashville	1-0	Kirk McLean
1998-99	19	1/16/99	vs. NY Islanders	1-0	Sean Burke
	20	2/18/99	at St. Louis	0-0	Sean Burke
	21	3/13/99	vs. Tampa Bay	1-0	Sean Burke
	22	4/12/99	at Ottawa	2-0	Kirk McLean
1999-00	23	11/27/99	vs. Atlanta	3-0	Trevor Kidd
	24	2/16/00	vs. NY Rangers	3-0	Mike Vernon
2000-01	25	10/22/00	at Minnesota	0-0	Roberto Luongo
	26	11/17/00	at Columbus	3-0	Trevor Kidd
	27	12/29/00	vs. Boston	3-0	Roberto Luongo
	28	1/15/01	vs. Dallas	2-0	Roberto Luongo
	29	2/19/01	vs. St. Louis	3-0	Roberto Luongo
	30	4/7/01	vs. NY Rangers	3-0	Roberto Luongo
2001-02	31	10/7/01	at Tampa Bay	5-0	Roberto Luongo
	32	11/7/01	vs. Pittsburgh	2-0	Roberto Luongo
	33	11/16/01	at Buffalo	2-0	Trevor Kidd
	34	11/21/01	vs. Anaheim	6-0	Roberto Luongo
	35	12/5/01	vs. Columbus	2-0	Roberto Luongo
	36	11/9/02	vs. Calgary	3-0	Jani Hurme
2002-03	37	12/6/02	at Carolina	2-0	Roberto Luongo
	38	12/20/02	at Buffalo	3-0	Roberto Luongo
	39	1/15/03	vs. Boston	3-0	Roberto Luongo
	40	1/18/03	vs. Pittsburgh	3-0	Roberto Luongo
	41	2/6/03	at Pittsburgh	6-0	Roberto Luongo
	42	2/18/03	at Montreal	3-0	Roberto Luongo
2003-04	43	11/11/03	vs. Tampa Bay	4-0	Roberto Luongo
	44	12/19/03	vs. Dallas	1-0	Roberto Luongo
	45	1/3/04	vs. Columbus	1-0	Roberto Luongo
	46	2/20/04	at Pittsburgh	2-0	Roberto Luongo
	47	2/23/04	at Boston	2-0	Roberto Luongo
	48	2/25/04	vs. Toronto	4-0	Roberto Luongo
	49	3/2/04	at Washington	1-0	Roberto Luongo
	50	10/5/05	vs. Atlanta	2-0	Roberto Luongo
2005-06	51	10/7/05	vs. Tampa Bay	2-0	Roberto Luongo
	52	1/27/06	vs. New Jersey	4-0	Roberto Luongo
	53	2/7/06	at Washington	5-0	Roberto Luongo
	54	11/28/06	at Montreal	0-1 SOL	Alex Auld
2006-07	55	2/13/07	at Montreal	1-0	Ed Belfour
	56	10/11/07	vs. New Jersey	3-0	Tomas Vokoun
	57	12/7/07	vs. NY Islanders	3-0	Tomas Vokoun
	58	12/13/07	at St. Louis	1-0	Tomas Vokoun
	59	2/5/08	at Toronto	8-0	Tomas Vokoun
	60	3/2/08	at NY Islanders	1-0	Craig Anderson
2007-08	61	3/4/08	at Boston	1-0	Craig Anderson

PANTHERS RECORDS



YEAR	NO.	DATE	OPPONENT	SCORE	GOALTENDER
2008-09	62	10/18/08	vs. NY Islanders	2-0	Tomas Vokoun
	63	11/12/08	vs. Tampa Bay	4-0	Craig Anderson
	64	11/30/08	at NY Rangers	4-0	Craig Anderson
	65	12/11/08	at Edmonton	2-0	Craig Anderson
	66	12/21/08	vs. Colorado	3-0	Tomas Vokoun
	67	12/23/08	vs. Nashville	3-0	Tomas Vokoun
	68	2/12/09	at Carolina	5-0	Tomas Vokoun
	69	2/17/09	vs. New Jersey	4-0	Tomas Vokoun
	70	2/21/09	vs. Boston	2-0	Tomas Vokoun
	71	10/31/09	at St. Louis	4-0	Tomas Vokoun
2009-10	72	11/4/09	vs. Carolina	3-0	Tomas Vokoun
	73	11/12/09	at Boston	1-0 SOW	Tomas Vokoun
	74	1/9/10	at Ottawa	3-0	Tomas Vokoun
	75	1/18/10	vs. Atlanta	1-0	Tomas Vokoun
	76	1/23/10	vs. Toronto	2-0	Tomas Vokoun
	77	1/31/10	vs. NY Islanders	2-0	Tomas Vokoun
	78	4/1/10	at Boston	1-0	Scott Clemmensen
	79	10/14/10	at Calgary	3-0	Tomas Vokoun
2010-11	80	10/16/10	vs. Tampa Bay	6-0	Tomas Vokoun
	81	12/9/10	at Washington	3-0	Tomas Vokoun
	82	12/20/10	at Philadelphia	5-0	Tomas Vokoun
	83	1/2/11	vs. NY Rangers	3-0	Tomas Vokoun
	84	3/17/11	vs. Toronto	4-0	Scott Clemmensen
	85	4/9/11	vs. Washington	1-0	Tomas Vokoun
	86	10/8/11	at NY Islanders	2-0	Jose Theodore
2011-12	87	11/15/11	at Dallas	6-0	Scott Clemmensen
	88	12/8/11	at Boston	2-0	Jose Theodore
	89	3/11/12	vs. Carolina	2-0	Jose Theodore
2012-13		No Shutouts			
2013-14	90	3/7/14	vs. Buffalo	2-0	Roberto Luongo
2014-15	91	10/17/14	at Buffalo	1-0	Roberto Luongo
	92	1/2/15	at Buffalo	2-0	Roberto Luongo
	93	3/14/15	at Carolina	2-0	Dan Ellis
2015-16	94	11/16/15	vs. Tampa Bay	1-0	Roberto Luongo
	95	12/18/15	at Carolina	2-0	Roberto Luongo
	96	1/2/16	vs. NY Rangers	3-0	Roberto Luongo
	97	1/22/16	vs. Chicago	4-0	Roberto Luongo
2016-17	98	1/9/17	at New Jersey	3-0	Roberto Luongo
2016-17	99	3/25/17	vs. Chicago	7-0	James Reimer
2016-17	100	4/8/17	vs. Buffalo	3-0	James Reimer
2016-17	101	4/9/17	at Washington	2-0	James Reimer
2017-18	102	11/16/17	at San Jose	2-0	Roberto Luongo
2017-18	103	11/23/17	vs. Ottawa	1-0	James Reimer
2017-18	104	12/30/17	vs. Montreal	2-0	James Reimer
2017-18	105	3/8/18	vs. Montreal	5-0	Roberto Luongo
2017-18	106	3/15/18	vs. Boston	3-0	James Reimer
2017-18	107	3/19/18	at Montreal	2-0	Roberto Luongo
2017-18	108	3/26/18	at NY Islanders	3-0	James Reimer
2018-19	109	12/4/2018	vs. Boston	5-0	Roberto Luongo
2019-20	110	11/2/19	vs. Detroit	4-0	Sergei Bobrovsky
2019-20	111	11/30/19	vs. Nashville	3-0	Chris Driedger
2020-21	112	3/20/21	vs. Nashville	2-0	Chris Driedger
	113	4/4/21	vs. Columbus	3-0	Chris Driedger
	114	5/10/21	vs. Tampa Bay	4-0	Chris Driedger
	115	1/20/22	at Edmonton	6-0	Sergei Bobrovsky
2021-22	116	3/3/22	vs. Ottawa	3-0	Sergei Bobrovsky
	117	3/18/22	vs. Anaheim	3-0	Spencer Knight
	118	3/31/22	vs. Chicago	4-0	Sergei Bobrovsky
	119	4/28/22	at Ottawa	4-0	Spencer Knight
2022-23	120	11/9/22	vs. Carolina	3-0	Spencer Knight
	121	12/31/22	vs. Columbus	4-0	Sergei Bobrovsky
	122	4/1/23	at Columbus	7-0	Alex Lyon

PANTHERS SHUTOUTS AGAINST

YEAR	NO.	DATE	OPPONENT	SCORE	GOALTENDER
1993-94	1	11/27/93	at Hartford	4-0	Jeff Reese
1994-95	2	2/28/95	at NY Rangers	0-0	Mike Richter
	3	3/24/95	at Buffalo	3-0	Dominik Hasek
	4	4/5/95	vs. NY Rangers	5-0	Mike Richter
	5	4/14/95	at Washington	3-0	Jim Carey
	6	4/26/95	at Buffalo	5-0	Dominik Hasek
1995-96	7	10/7/95	at New Jersey	4-0	Martin Brodeur
	8	1/6/96	at Calgary	2-0	Rick Tabaracci
	9	2/24/96	vs. NY Rangers	4-0	Glenn Healy
	10	3/5/96	at St. Louis	2-0	Grant Fuhr
	11	3/27/96	at NY Rangers	3-0	Mike Richter
1996-97	12	12/3/96	at New Jersey	2-0	Martin Brodeur
	13	1/1/97	vs. Anaheim	3-0	Guy Hebert
	14	1/15/97	at Edmonton	4-0	Curtis Joseph
	15	2/15/97	at NY Islanders	1-0	Tommy Salo
	16	3/1/97	at Tampa Bay	2-0	Rick Tabaracci
1997-98	17	3/5/97	vs. Phoenix	3-0	Nikolai Khabibulin
	18	10/16/97	at Dallas	4-0	Ed Belfour
	19	10/22/97	at Montreal	3-0	Jocelyn Thibault
	20	12/20/97	at Philadelphia	2-0	Garth Snow
	21	3/13/98	vs. Edmonton	4-0	Curtis Joseph
1998-99	22	10/23/98	vs. Vancouver	5-0	Garth Snow
	23	11/14/98	at Pittsburgh	4-0	Tom Barrasso
	24	11/26/98	vs. Boston	1-0	Byron Dafoe
	25	12/23/98	vs. Washington	4-0	Olaf Kolzig
	26	1/18/99	vs. Buffalo	4-0	Dominik Hasek
	27	2/5/99	at Pittsburgh	3-0	Tom Barrasso
	28	2/13/99	at Montreal	4-0	Jeff Hackett
	29	2/18/99	at St. Louis	0-0	Jamie McLennan
	30	3/9/99	at Boston	2-0	Byron Dafoe
	31	4/5/99	vs. Washington	3-0	Olaf Kolzig
1999-00	32	10/24/99	at Philadelphia	2-0	John Vanbiesbrouck
	33	10/30/99	at Ottawa	5-0	Ron Tugnutt
	34	11/18/99	at St. Louis	3-0	Roman Turek
2000-01	35	10/22/00	at Minnesota	0-0	Jamie McLennan
	36	11/1/00	vs. NY Islanders	3-0	Wade Flaherty
	37	12/22/00	vs. New Jersey	2-0	Martin Brodeur
	38	1/17/01	at Chicago	5-0	Jocelyn Thibault
	39	1/19/01	at Buffalo	1-0	Dominik Hasek
2001-02	40	4/5/01	at Washington	3-0	Olaf Kolzig
	41	10/6/01	vs. NY Islanders	3-0	Chris Osgood
	42	10/10/01	vs. Ottawa	2-0	Jani Hurme
	43	11/17/01	at Montreal	1-0	Jose Theodore
	44	11/29/01	at Minnesota	6-0	Dwayne Roloson
	45	12/22/01	vs. St. Louis	2-0	Brent Johnson
	46	1/5/02	at San Jose	6-0	Miikka Kiprusoff
2002-03	47	1/12/02	vs. Washington	1-0	Olaf Kolzig
	48	1/16/02	vs. Chicago	3-0	Jocelyn Thibault
	49	2/12/02	at Nashville	1-0	Mike Dunham
	50	3/17/02	at Ottawa	2-0	Patrick Lalime
	51	12/7/02	vs. Edmonton	4-0	Jussi Markkanen
	52	12/27/02	vs. Dallas	4-0	Ron Tugnutt
	53	2/5/03	vs. Toronto	6-0	Ed Belfour
	54	3/8/03	vs. Buffalo	4-0	Mika Noronen
	55	3/12/03	vs. Montreal	4-0	Jose Theodore
	56	4/1/03	at Washington	3-0	Olaf Kolzig

PANTHERS RECORDS



YEAR	NO.	DATE	OPPONENT	SCORE	GOALTENDER
2003-04	57	11/8/03	at St. Louis	2-0	Chris Osgood
	58	12/3/03	vs. Ottawa	4-0	Martin Prusek
	59	2/3/04	at San Jose	3-0	Evgeni Nabokov
	60	3/9/04	at Toronto	5-0	Ed Belfour
	61	3/27/04	vs. Atlanta	3-0	Kari Lehtonen
2005-06	62	10/17/05	at NY Rangers	4-0	Henrik Lundquist
	63	11/5/05	at Carolina	2-0	Martin Gerber
	64	11/1/05	vs. Carolina	1-0	Martin Gerber
	65	1/3/06	at New Jersey	3-0	Martin Brodeur
	66	1/7/06	at NY Rangers	4-0	Henrik Lundquist
	67	1/21/06	at Anaheim	1-0	Jean Sebastian-Giguere
	68	3/2/06	vs. Montreal	1-0	Cristobal Huet
	69	3/15/06	vs. Philadelphia	4-0	Robert Esche
	70	10/7/06	at Atlanta	6-0	Kari Lehtonen
2006-07	71	10/26/06	at New Jersey	2-0	Martin Brodeur
	72	11/25/06	at Atlanta	1-0	Kari Lehtonen
	73	11/28/06	at Montreal	1-0 SOL	Cristobal Huet
	74	11/30/06	at Ottawa	6-0	Ray Emery
	75	1/30/07	at Pittsburgh	3-0	Marc-Andre Fleury
	76	2/3/07	vs. Los Angeles	7-0	Sean Burke
	77	2/14/07	at Ottawa	4-0	Martin Gerber
	78	4/3/07	at Washington	1-0	Olaf Kolzig
	79	12/30/07	vs. Philadelphia	1-0	Antero Nittymaki
2007-08	80	1/5/08	at Pittsburgh	3-0	Ty Conklin
	81	1/30/08	vs. Buffalo	1-0	Ryan Miller
	82	2/24/08	at NY Rangers	5-0	Henrik Lundqvist
	83	3/29/08	vs. Washington	3-0	Cristobal Huet
	84	10/25/08	at St. Louis	4-0	Ben Bishop
2008-09	85	12/6/08	vs. Boston	4-0	Manny Fernandez
	86	3/17/09	vs. Washington	3-0	Jose Theodore
	87	2/19/09	vs. Chicago	4-0	Cristobal Huet
	88	10/3/09	vs. Chicago	4-0	Antti Niemi
2009-10	89	11/12/09	at Boston	0-1 SOW	Tim Thomas
	90	12/9/09	at Columbus	3-0	Steve Mason
	91	1/7/10	at Montreal	2-0	Jaroslav Halak
	92	1/20/10	at New Jersey	2-0	Martin Brodeur
	93	2/1/10	vs. Anaheim	3-0	Jonas Hiller
	94	2/11/10	vs. Vancouver	3-0	Roberto Luongo
	95	3/11/10	at Colorado	3-0	Craig Anderson
	96	11/18/10	at Boston	4-0	Tuukka Rask
	97	11/26/10	vs. NY Rangers	3-0	Henrik Lundqvist
	98	12/11/10	at Nashville	3-0	Anders Lindback
2010-11	99	3/3/11	vs. Montreal	4-0	Carey Price
	100	3/22/11	at NY Rangers	1-0	Henrik Lundqvist
	101	3/23/11	at Chicago	4-0	Corey Crawford
	102	10/18/11	at Washington	3-0	Tomas Vokoun
	103	10/20/11	vs. Buffalo	3-0	Ryan Miller
	104	12/23/11	at Boston	8-0	Tuukka Rask
	105	2/7/12	at Washington	4-0	Tomas Vokoun
	106	2/19/12	at Anaheim	2-0	Jonas Hiller
	107	3/1/12	at Winnipeg	7-0	Ondrej Pavelec
	108	3/8/12	at Philadelphia	5-0	Ilya Bryzgalov
2011-12	109	1/21/13	at Ottawa	4-0	Craig Anderson
	110	2/9/13	at Washington	5-0	Braden Holtby
	111	2/14/13	vs. Ottawa	1-0 OTL	Carey Price
	112	2/18/13	vs. Toronto	3-0	Ben Scrivens
	113	3/24/13	at NY Islanders	3-0	Evgeni Nabokov

PANTHERS RECORDS



YEAR	NO.	DATE	OPPONENT	SCORE	GOALTENDER
2013-14	114	4/21/13	at Boston	3-0	Tuukka Rask
	115	4/25/13	vs Toronto	4-0	James Reimer
	116	10/5/13	at St. Louis	7-0	Jaroslav Halak
	117	10/13/13	vs. Los Angeles	3-0	Ben Scrivens
	118	11/1/13	vs. St. Louis	4-0	Brian Elliott
	119	1/16/14	vs. San Jose	3-0	Alex Stalock
2014-15	120	3/22/14	at Los Angeles	4-0	Jonathan Quick
	121	3/27/14	vs. Carolina	3-0	Anton Khudobin
	122	10/13/14	vs. Ottawa	1-0	Craig Anderson
	123	2/13/15	at Stars	2-0	Kari Lehtonen
	124	2/26/15	vs. Blackhawks	3-0	Corey Crawford
	125	4/4/15	at Lightning	4-0	Ben Bishop
2015-16	126	10/12/15	at Philadelphia	1-0	Michal Neuvirth
	127	1/13/16	at Calgary	6-0	Jonas Hiller
	128	2/8/16	at Detroit	3-0	Petr Mrazek
2016-17	129	10/29/16	at Buffalo	3-0	Anders Nilsson
	130	12/3/16	at Ottawa	2-0	Mike Condon
	131	1/7/17	at Boston	4-0	Tuukka Rask
2017-18	132	3/19/17	at Pittsburgh	4-0	Marc-Andre Fleury
	133	11/18/17	at Los Angeles	4-0	Darcy Kuemper
	134	2/20/18	at Toronto	1-0	Frederik Andersen
	135	3/22/18	at Columbus	4-0	Sergei Bobrovsky
2018-19	136	2/12/19	vs. Dallas	3-0	Anton Khudobin
2019-20	137	2/1/20	at Montreal	4-0	Carey Price
	138	2/4/20	at Columbus	1-0	Elvis Merzlikins
2020-21	139	3/1/20	vs. Calgary	3-0	Cam Talbot
	140	2/24/21	vs. Dallas	3-0	Khudobin
	141	3/25/21	at Chicago	3-0	Lankinen
2021-22	142	4/8/21	at Carolina	3-0	Nedeljkovic
2022-23	NO SHUTOUTS AGAINST				
	143	12/30/22	at Carolina	4-0	Raanta

PANTHERS OVERTIME GAMES

1993-94

DATE	OPPONENT	RESULT	OT-WINNER
10/6	at Chicago	4-4 Tie	
10/17	vs. Tampa Bay	3-3 Tie	
10/19	vs. Los Angeles	2-2 Tie	
10/21	vs. Toronto	4-3 Loss	Pearson (2:17)
10/30	vs. Tampa Bay	2-1 Win	Lowry (4:56)
11/23	vs. Hartford	2-1 Loss	Kron (3:55)
12/2	vs. Buffalo	2-1 Win	Belanger (:23)
12/12	at Dallas	4-4 Tie	
12/15	vs. Montreal	3-3 Tie	
12/19	vs. Boston	2-1 Loss	Juneau (1:55)
12/28	at Washington	3-3 Tie	
1/8	at Boston	2-2 Tie	
1/13	at Pittsburgh	2-2 Tie	
1/26	at Tampa Bay	1-1 Tie	
1/28	vs. San Jose	3-3 Tie	
2/10	at Philadelphia	4-3 Loss	Lindros (:50)
2/20	vs. Detroit	4-3 Loss	Fedorov (4:26)
3/18	vs. Edmonton	4-4 Tie	
3/21	vs. New Jersey	3-3 Tie	
3/23	vs. Toronto*	1-1 Tie	

*(Game was played in Hamilton, Ont.)

1994-95

DATE	OPPONENT	RESULT	OT-WINNER
2/2	vs. Montreal	1-1 Tie	
2/28	at NY Rangers	0-0 Tie	
3/2	at Philadelphia	2-2 Tie	
3/14	vs. Buffalo	2-1 Loss	Khmylev (:54)
3/18	vs. Philadelphia	4-3 Loss	Lindros (2:13)
3/20	at Quebec	5-4 Loss	Nolan (2:33)
3/29	vs. Hartford	4-4 Tie	
4/8	at NY Islanders	2-2 Tie	
4/30	vs. Washington	2-2 Tie	

1995-96

DATE	OPPONENT	RESULT	OT-WINNER
10/31	vs. NY Islanders	5-4 Loss	Sweeney (3:56)
11/16	vs. Vancouver	2-2 Tie	
11/29	vs. Philadelphia	2-1 Loss	Haller (4:30)
12/7	vs. Anaheim	3-3 Tie	
1/10	at Colorado	4-4 Tie	
1/12	at Dallas	6-6 Tie	
1/22	at Philadelphia	1-1 Tie	
2/1	at Boston	2-2 Tie	
2/11	vs. St. Louis	2-2 Tie	
2/16	vs. Colorado	3-2 Loss	Keane (:55)
2/29	vs. Washington	2-2 Tie	
3/13	at NY Rangers	3-3 Tie	
4/12	at NY Islanders	1-1 Tie	

1996-97

DATE	OPPONENT	RESULT	OT-WINNER
10/8	vs. NY Rangers	1-1 Tie	
10/16	at San Jose	3-3 Tie	
10/20	at Phoenix	1-1 Tie	
10/29	at NY Rangers	1-1 Tie	
11/11	at Buffalo	3-2 Loss	Audette (4:01)
11/15	vs. NY Islanders	3-3 Tie	
11/22	at Dallas	2-1 Win	Hull (4:55)
11/29	vs. Hartford	1-1 Tie	
12/8	vs. Dallas	1-1 Tie	
12/23	at NY Islanders	4-3 Win	Sheppard (1:46)
12/26	at Tampa Bay	3-3 Tie	
12/28	at Washington	1-1 Tie	
1/14	at Vancouver	4-4 Tie	
1/22	at Hartford	2-1 Loss	Kron (4:46)
2/3	at Montreal	2-2 Tie	
2/6	at Buffalo	1-1 Tie	
2/7	at New Jersey	2-2 Tie	
2/15	at NY Islanders	1-0 Loss	Lapointe (2:46)
2/20	vs. New Jersey	2-2 Tie	
2/22	vs. Philadelphia	4-3 Loss	Lindros (4:03)
2/25	vs. San Jose	2-2 Tie	
2/27	vs. St. Louis	3-2 Win	Niedermayer (3:50)
3/15	vs. Toronto	3-3 Tie	
3/20	at Ottawa	2-2 Tie	
3/29	vs. Tampa Bay	1-1 Tie	
4/6	at Washington	3-3 Tie	

1997-98

DATE	OPPONENT	RESULT	OT-WINNER
10/13	vs. NY Islanders	2-2 Tie	
10/23	at Ottawa	2-2 Tie	
10/28	vs. Los Angeles	2-2 Tie	
11/1	vs. Buffalo	4-3 Loss	Ward (1:14)
11/12	vs. NY Islanders	2-2 Tie	
11/22	at New Jersey	2-1 Win	Jovanovski (4:08)
11/30	at NY Rangers	1-1 Tie	
12/5	at Washington	3-2 Loss	Toms (3:32)
12/30	vs. San Jose	2-2 Tie	
1/1	vs. New Jersey	2-1 Win	Niedermayer (1:53)
1/2	at Tampa Bay	2-2 Tie	
1/4	vs. Anaheim	3-3 Tie	
1/9	at Calgary	3-3 Tie	
1/10	at Vancouver	2-2 Tie	
1/24	at San Jose	1-1 Tie	
2/3	vs. Detroit	1-1 Tie	
3/28	at Boston	3-2 Win	Lindsay (3:14)
4/11	at Pittsburgh	3-3 Tie	
4/12	at New Jersey	5-5 Tie	
4/18	at Tampa Bay	2-2 Tie	

1998-99

DATE	OPPONENT	RESULT	OT-WINNER
10/16	at Buffalo	2-2 Tie	
10/21	vs. Los Angeles	1-1 Tie	
10/24	at Washington	2-2 Tie	
11/19	at Boston	5-5 Tie	
11/21	at New Jersey	3-3 Tie	
11/22	vs. Philadelphia	2-1 Loss	Jones (:26)
12/1	at NY Rangers	5-4 Loss	Graves (2:10)
12/5	vs. Carolina	3-3 Tie	
1/1	vs. Carolina	3-3 Tie	
1/5	at Phoenix	2-2 Tie	
1/6	at Colorado	2-2 Tie	
1/8	at Vancouver	1-1 Tie	
1/13	vs. Toronto	3-3 Tie	
1/26	at Philadelphia	3-3 Tie	
2/6	at Carolina	3-3 Tie	
2/15	vs. San Jose	2-2 Tie	
2/18	at St. Louis	0-0 Tie	
2/26	at Detroit	5-5 Tie	
3/6	vs. Carolina	2-2 Tie	
3/28	vs. New Jersey	2-2 Tie	
4/14	vs. Montreal	3-2 Win	Nilson (4:05)

1999-00

DATE	OPPONENT	RESULT	OT-WINNER
10/9	vs. Detroit	2-2 Tie	
10/16	vs. Anaheim	3-2 Win	Spacek (1:26)
10/22	at Calgary	3-2 Loss	Morris (0:20)
10/29	at Buffalo	3-2 Loss	Sanderson (4:54)
11/3	at Edmonton	2-2 Tie	
11/20	vs. Pittsburgh	2-1 Win	Wilson (2:57)
12/22	vs. Atlanta	3-3 Tie	
12/26	at Carolina	4-3 Loss	Pratt (0:27)
1/21/00	at Atlanta	3-3 Tie	
1/22/00	vs. Boston	4-3 Win	P. Bure (1:31)
2/23/00	at Washington	3-2 Loss	Simon (0:55)
2/26/00	vs. Carolina	2-1 Loss	O'Neill (2:28)
3/4/00	vs. St. Louis	1-1 Tie	
4/1/00	vs. Tampa Bay	3-3 Tie	
4/8/00	at New Jersey	2-1 Loss	Arnott (0:47)

2000-01

DATE	OPPONENT	RESULT	OT-WINNER
10/6	vs. Vancouver	4-3 Loss	Jovanovski (2:20)
10/13	vs. Carolina	2-2 Tie	
10/18	at Phoenix	2-1 Loss	Juneau (1:15)
10/22	at Minnesota	0-0 Tie	
10/27	at Nashville	3-3 Tie	
10/30	at New Jersey	6-5 Loss	Holik (1:55)
11/10	vs. Calgary	3-3 Tie	
11/25	vs. Tampa Bay	2-1 Win	P. Bure (2:47)
11/29	vs. Carolina	2-1 Loss	Battaglia (1:41)
12/4	at Toronto	4-4 Tie	
12/8	at Atlanta	4-3 Loss	Ferraro (:22)
12/13	at Detroit	3-3 Tie	

12/20	vs. Pittsburgh	2-2 Tie	
1/3	at Anaheim	3-2 Loss	Tenkra (4:01)
1/12	vs. Carolina	2-2 Tie	
1/26	vs. Ottawa	5-4 Loss	Hossa (2:54)
1/27	vs. Tampa Bay	2-1 Win	P. Bure (:59)
2/21	at Pittsburgh	3-2 Loss	Lemieux (2:10)
3/3	at Atlanta	2-2 Tie	
3/7	vs. San Jose	3-3 Tie	
3/9	vs. Columbus	7-6 Loss	Kron (:43)
3/14	vs. Edmonton	2-2 Tie	
3/20	at Montreal	3-3 Tie	
3/28	vs. Montreal	2-2 Tie	

2001-02

DATE	OPPONENT	RESULT	OT-WINNER
10/16	at Vancouver	2-2 Tie	
10/24	vs. Washington	4-3 Loss	Bondra (:45)
10/28	at Pittsburgh	2-2 Tie	
11/10	vs. Philadelphia	3-2 Loss	LeClair (4:17)
11/17	at Montreal	1-0 Loss	Dykhuys (3:55)
12/26	at Atlanta	3-3 Tie	
1/25	at Carolina	1-1 Tie	
2/4	vs. NY Islanders	6-6 Tie	
2/27	vs. Detroit	3-2 Loss	Hull (4:11)
3/5	at Pittsburgh	6-5 Loss	Kovalev (3:23)
3/9	vs. Nashville	2-2 Tie	
3/13	vs. Calgary	3-3 Tie	
4/6	at Toronto	2-2 Tie	
4/8	at Philadelphia	4-4 Tie	
4/10	at Atlanta	4-4 Tie	
4/14	vs. Tampa Bay	3-2 Loss	Lecavalier (:17)

2002-03

DATE	OPPONENT	RESULT	OT-WINNER
10/10	vs. Tampa Bay	4-3 Loss	Prospal (3:34)
10/12	at Atlanta	5-4 Win	Jokinen (4:49)
10/26	vs. Washington	1-1 Tie	
10/30	at Dallas	3-2 Win	V. Bure (3:21)
11/6	vs. Pittsburgh	4-3 Win	V. Bure (2:19)
11/7	at Washington	2-1 Loss	Jagr (3:56)
11/11	vs. Chicago	2-2 Tie	
11/13	at Philadelphia	2-2 Tie	
11/14	at Ottawa	3-2 Loss	White (3:00)
11/19	at Atlanta	4-3 Loss	McEachern (3:23)
11/20	vs. NY Islanders	3-3 Tie	
11/22	at Phoenix	3-3 Tie	
11/24	at Anaheim	4-4 Tie	
12/13	vs. NY Islanders	3-3 Tie	
12/18	vs. Toronto	2-2 Tie	
12/21	at Boston	3-3 Tie	
12/23	vs. Nashville	3-2 Loss	Legwand (:48)
12/28	vs. NY Rangers	2-1 Loss	Kasparaitis (:56)
12/30	at NY Islanders	2-1 Loss	Hamrik (4:03)
1/8	vs. Detroit	2-1 Loss	Hull (1:34)
1/25	vs. Carolina	3-2 Win	Weiss (3:40)
1/30	at Detroit	2-2 Tie	
2/8	vs. Tampa Bay	4-4 Tie	
2/14	vs. Boston	6-5 Loss	Rolston (:27)
2/24	vs. Buffalo	2-2 Tie	
3/29	at Tampa Bay	1-1 Tie	

2003-04

DATE	OPPONENT	RESULT	OT-WINNER
10/11	vs. Boston	1-1 Tie	
10/13	at Carolina	2-2 Tie	
11/22	at Washington	3-2 Win	Weiss (1:43)
11/26	vs. NY Rangers	3-3 Tie	
11/29	at Montreal	1-1 Tie	
12/6	vs. Atlanta	4-3 Loss	Kozlov (2:57)
12/10	vs. Boston	1-1 Tie	
12/13	at Nashville	2-2 Tie	
12/17	vs. Washington	2-2 Tie	
12/22	at Ottawa	3-2 Loss	White (1:34)
12/29	vs. Toronto	4-4 Tie	
12/31	at Tampa Bay	2-2 Tie	
1/8	at Philadelphia	4-3 Win	V. Bure (2:56)
1/11	at Vancouver	2-2 Tie	
1/19	vs. St. Louis	2-1 Loss	Demitra (:48)
1/28	vs. Philadelphia	3-3 Tie	
2/4	at Phoenix	5-4 Win	Jokinen (3:22)
2/18	at Buffalo	1-1 Tie	
2/21	at Washington	2-2 Tie	
2/29	at Chicago	2-2 Tie	
3/11	at Montreal	3-2 Win	Jokinen (1:29)
3/13	vs. NY Rangers	3-2 Win	Jokinen (2:54)
3/23	vs. New Jersey	4-3 Loss	Niedermayer (3:55)
4/4	vs. Carolina	6-6 Tie	

2005-06

DATE	OPPONENT	RESULT	OT-WINNER
10/25	at Pittsburgh	4-3 Win	Weiss (:53)
10/27	at Philadelphia	5-4 Loss	Pitkanen (1:13)
11/1	at Montreal	5-4 Loss	Ryder (3:19)
11/9	vs. NY Rangers	4-3 Loss	Prucha (S0)
11/15	at Montreal	4-3 Loss	Koivu (4:56)
12/3	vs. Chicago	4-3 Win	Jokinen (3:57)
12/15	vs. Detroit	3-2 Win	Jokinen (1:36)
12/26	vs. Philadelphia	3-2 Loss	Handzus (S0)
1/4	at NY Islanders	4-3 Loss	Parrish (2:15)
1/8	at Washington	4-3 Win	Nieuwendyk (S0)
1/14	vs. Columbus	5-4 Loss	Vyborny (4:48)
1/24	at Tampa Bay	3-2 Win	Jokinen (3:15)
1/25	vs. Carolina	4-3 Loss	Cole (S0)
3/6	at Atlanta	4-3 Loss	Kozlov (S0)
3/11	vs. Carolina	4-3 Win	Kwiatkowski (1:14)
3/18	at Washington	4-3 Win	Nieuwendyk (S0)
3/20	vs. Tampa Bay	6-5 Win	Jokinen (3:16)
3/24	vs. NY Rangers	3-2 Win	Jokinen (S0)
3/27	at Boston	4-3 Win	Jokinen (S0)
4/11	at Toronto	6-5 Loss	Kaberle (4:49)
4/13	at Ottawa	5-4 Win	Nieuwendyk (3:30)
4/15	vs. Washington	2-1 Loss	Pettinger (S0)
4/18	vs. Atlanta	2-1 Win	Van Ryn (1:34)

2006-07

DATE	OPPONENT	RESULT	OT-WINNER
10/9	at Toronto	2-1 Loss	Tucker (S0)
10/29	at NY Islanders	4-3 Loss	Hilbert (S0)
11/8	vs. NY Rangers	4-3 Loss	Nylander (S0)
11/10	at Buffalo	5-4 Loss	Vanek (:19)
11/28	at Montreal	1-0 Loss	Koivu (S0)

12/9	at NY Islanders	5-4 Loss	Satan (S0)
12/23	vs. Carolina	3-2 Loss	Cole (1:59)
1/4	at Calgary	5-4 Loss	Giordano (4:30)
1/7	at Vancouver	4-3 Loss	Green (S0)
1/16	vs. Carolina	3-2 Loss	Williams (1:47)
2/6	at Colorado	5-4 Loss	Sakic (:25)
2/17	vs. Tampa Bay	5-4 Win	Horton (:29)
2/20	at Tampa Bay	3-2 Loss	St. Louis (S0)
2/22	vs. Pittsburgh	2-1 Loss	Armstrong (2:39)
2/27	at Washington	6-5 Win	Peltonen (S0)
3/1	vs. Dallas	2-1 Win	Jokinen (2:11)
3/24	vs. New Jersey	4-3 Loss	Zajac (S0)
3/28	vs. Atlanta	3-2 Win	Stumpel (S0)
3/30	vs. Washington	3-2 Win	Gelinas (2:01)
4/1	vs. Carolina	4-3 Loss	Whitney (1:30)
4/7	at Carolina	5-4 Loss	Brind'Amour (4:36)



2007-08

DATE	OPPONENT	RESULT	OT-WINNER
10/16	at Montreal	2-1 Win	Stumpel (S0)
11/13	at Atlanta	3-2 Loss	Kovalchuk (:25)
11/23	vs. NY Rangers	3-2 Win	Jokinen (S0)
11/28	at Washington	2-1 Win	Weiss (S0)
12/11	vs. Calgary	2-1 Loss	Huselius (S0)

12/22	vs. Toronto	2-1 Loss	Kubina (:34)
1/3	at NY Islanders	4-3 Win	Cullimore (1:33)
1/10	at Atlanta	3-2 Win	Jokinen (S0)
1/13	vs. Colorado	4-3 Loss	Hejduk (S0)
1/24	vs. Edmonton	4-3 Loss	Horcoff (S0)
2/1	vs. Vancouver	4-3 Win	Horton (S0)
2/13	vs. Montreal	2-1 Loss	Kovalev (1:43)
2/21	vs. Boston	5-4 Loss	Sturm (S0)
2/23	at Philadelphia	2-1 Win	Jokinen (3:44)
2/27	vs. Toronto	4-3 Loss	Kaberle (S0)
3/4	at Boston	1-0 Win	Horton (:22)
3/8	vs. Atlanta	3-2 Win	Horton (4:37)
3/20	vs. Carolina	2-1 Loss	Samsonov (S0)

2008-09

DATE	OPPONENT	RESULT	OT-WINNER
10/11	vs. Atlanta	3-2 Win	Booth (3:54)
11/1	at Nashville	3-2 Loss	Erat (S0)
11/18	at Tampa Bay	4-3 Win	Horton (S0)
11/26	vs. New Jersey	3-2 Loss	Oduya (4:04)
11/28	vs. NY Rangers	4-3 Loss	Zherdev (S0)
12/8	at Ottawa	4-3 Win	Weiss (4:50)
12/12	at Calgary	3-2 Win	Weiss (S0)
12/18	at Carolina	2-1 Loss	Corvo (4:16)
12/26	vs. Tampa Bay	4-3 Loss	Malone (S0)
1/4	at Montreal	6-5 Loss	Markov (S0)
1/16	vs. Philadelphia	3-2 Loss	Gagne (S0)
1/19	vs. Buffalo	3-2 Loss	Kotalik (S0)
2/3	at Toronto	4-3 Win	McCabe (3:30)
2/10	vs. Toronto	5-4 Win	Zednik (1:08)
2/13	vs. NY Rangers	2-1 Win	Zednik (S0)
3/10	at Pittsburgh	4-3 Loss	Letang (S0)
3/14	vs. Tampa Bay	4-3 Loss	Stamkos (S0)
3/23	vs. Carolina	3-2 Loss	Whitney (1:37)

2009-10

DATE	OPPONENT	RESULT	OT-WINNER
10/2	at Chicago (Helsinki)	4-3 Win	Koistinen (S0)
10/23	at Pittsburgh	3-2 Loss	Crosby (S0)
10/30	at Dallas	6-5 Win	Olesz (S0)
11/12	at Boston	1-0 Win	Stillman (S0)
11/14	vs. NY Islanders	5-4 Win	Horton (S0)
11/16	vs. Los Angeles	4-3 Loss	Johnson (S0)
11/20	at Detroit	2-1 Win	McCabe (:40)
11/23	vs. Pittsburgh	3-2 Loss	Crosby (3:07)
11/25	vs. NY Rangers	2-1 Loss	Parenteau (S0)
12/2	vs. Colorado	6-5 Win	Weiss (S0)
12/5	vs. Atlanta	2-1 Loss	Peverley (S0)
12/7	vs. Edmonton	3-2 Loss	Horcoff (S0)
12/12	at Pittsburgh	3-2 Loss	Malkin (:37)
1/13	vs. Washington	5-4 Loss	Fleischmann (S0)
1/21	at NY Islanders	2-1 Loss	Schremp (S0)
2/13	vs. Boston	3-2 Loss	Recchi (S0)
3/9	at Minnesota	3-2 Win	Stillman (S0)
3/13	at San Jose	3-2 Win	Allen (2:46)
3/18	vs. Phoenix	4-3 Loss	Vrbata (S0)

3/22 vs. Nashville 3-2 Loss
4/10 at Tampa Bay 4-3 Loss

2010-11

DATE	OPPONENT	RESULT
11/27	at Tampa Bay	4-3 Win
12/4	at Phoenix	2-1 Win
12/7	vs. Colorado	4-3 Win
12/27	vs. Boston	3-2 Loss
12/31	vs. Montreal	3-2 Loss
1/3	at Carolina	4-3 Win
1/11	vs. Washington	4-3 Win
1/15	vs. New Jersey	3-2 Win
1/17	vs. Atlanta	3-2 Loss
1/19	vs. Columbus	3-2 Loss
1/21	vs. Tampa Bay	2-1 Loss
2/1	at Toronto	4-3 Loss
2/4	at New Jersey	4-3 Win
2/10	vs. Buffalo	3-2 Loss
2/19	at Tampa Bay	3-2 Win
2/25	at Atlanta	2-1 Win
3/5	at Atlanta	4-3 Loss
3/6	vs. Washington	3-2 Loss
3/12	vs. Tampa Bay	4-3 Win
3/19	vs. NY Islanders	4-3 Loss
3/27	at Pittsburgh	2-1 Loss
3/29	at Columbus	3-2 Loss

Bouillon (1:00)
Stamkos (S0)
OT-WINNER
Weiss (S0)
Frolik (S0)
Weiss (:43)
Wheeler (S0)
Wisniewski (3:41)
Allen (1:16)
Wideman (2:51)
Kulikov (3:36)
Burmistrov (S0)
Umberger (4:06)
Moore (S0)
Armstrong (S0)
Olesz (2:00)
Myers (4:55)
Santorelli (S0)
Bernier (S0)
Ladd (:25)
Semin (:48)
Garrison (4:44)
Nielsen (S0)
Kovalev (S0)
Mayorov (S0)

2/5 at Winnipeg 2-3 Loss
2/7 at Philadelphia 3-2 Win
2/12 at Washington 5-6 Loss
2/14 vs. Montreal 0-1 Loss
2/16 vs. Lightning 5-6 Loss
2/28 vs. Buffalo 3-4 Loss
3/8 vs. Winnipeg 2-3 Loss
3/30 vs. New Jersey 3-2 Win
4/2 at Buffalo 5-4 Win

Little (4:44)
Huberdeau (S0)
Brouwer (:32)
Bourque (2:10)
Poullot (1:19)
Vanek (S0)
Byfuglien (4:19)
Kulikov (1:43)
Mueller (S0)



2011-12

DATE	OPPONENT	RESULT
10/15	vs. Tampa Bay	3-2 Win
10/31	vs. Winnipeg	4-3 Loss
11/3	vs. Chicago	3-2 Loss
11/6	vs. Tampa Bay	4-3 Loss
11/25	vs. Tampa Bay	2-1 Loss
12/9	at Buffalo	2-1 Loss
12/13	vs. New Jersey	3-2 Loss
12/16	vs. Calgary	3-2 Win
12/18	vs. Carolina	3-2 Win
12/22	at Ottawa	4-3 Loss
1/5	at NY Rangers	3-2 Loss
1/16	vs. Boston	3-2 Loss
1/18	at Colorado	4-3 Loss
1/21	at Winnipeg	4-3 Loss
1/24	vs. Philadelphia	3-2 Loss
2/23	vs. Minnesota	3-2 Loss
2/25	at Carolina	3-2 Win
3/9	vs. Pittsburgh	2-1 Loss
3/17	vs. Buffalo	3-2 Win
3/23	vs. Edmonton	1-0 Loss
3/25	vs. NY Islanders	3-2 Loss
3/27	at Montreal	3-2 Win
3/29	at Minnesota	3-2 Loss
4/1	at Detroit	2-1 Loss
4/3	vs. Winnipeg	5-4 Loss

OT-WINNER
Goc (S0)
Ladd (S0)
Kane (S0)
Moore (S0)
Stamkos (2:29)
Pominville (2:19)
Kovalchuk (S0)
Weiss (S0)
Versteeg (3:08)
Butler (2:02)
Gaborik (3:29)
Krejci (S0)
O'Reilly (3:55)
Samuelsson (S0)
Giroux (S0)
Christensen (S0)
Weiss (S0)
Neal (S0)
Kulikov (S0)
Nugent-Hopkins (S0)
Nielsen (S0)
Wolski (S0)
Koivu (0:15)
Hudler (S0)
Ladd (3:12)

2013-14

DATE	OPPONENT	RESULT
10/19	vs. Minnesota	2-1 Win
10/22	vs. Chicago	3-2 Loss
10/27	vs. Tampa Bay	4-3 Loss
11/2	at Washington	3-2 Loss
11/5	vs. Edmonton	4-3 Loss
11/19	at Vancouver	3-2 Win
11/22	at Calgary	4-3 Loss
12/10	vs. Detroit	3-2 Win
12/13	vs. Washington	3-2 Win
12/31	vs. NY Rangers	2-1 Loss
1/4	vs. Nashville	5-4 Win
1/9	at Buffalo	2-1 Win
1/11	at New Jersey	3-2 Loss
1/26	at Detroit	5-4 Win
3/16	vs. Vancouver	4-3 Loss
3/25	vs. Ottawa	3-2 Win

OT-WINNER
Boyes (S0)
Sharp (S0)
Stamkos (S0)
Backstrom (S0)
Arcobello (1:55)
Huberdeau (S0)
Monahan (S0)
Boyes (S0)
Kopecky (S0)
Richards (S0)
Kopecky (S0)
Boyes (S0)
Zidlicky (4:57)
Bjugstad (S0)
Jensen (S0)
Pirri (S0)

2014-15

DATE	OPPONENT	RESULT
10/9	Tampa Bay	3-2 Loss
10/18	Washington	2-1 Loss
10/21	Colorado	4-3 Win
10/25	Arizona	2-1 Loss
11/4	Boston	2-1 Loss
11/14	NY Islanders	4-3 Loss
11/20	San Jose	3-2 Win
11/22	Nashville	3-2 Loss
12/4	Columbus	4-3 Loss
12/12	Detroit	3-2 Win
12/13	Buffalo	4-3 Loss

OT-WINNER
Hedman (1:11)
Backstrom (S0)
Boyes (2:23)
Ekman-Larsson (2:20)
Marchand (3:27)
Okposo (S0)
Bjugstad (S0)
Forsberg (S0)
Johansen (S0)
Trocheck (S0)
Zadorov (0:29)

2012-13

DATE	OPPONENT	RESULT
------	----------	--------

OT-WINNER

PANTHERS RECORDS



12/16	Washington	2-1 Win**	Bjugstad (S0)
12/18	Philadelphia	2-1 Win	Bolland (S0)
12/22	Pittsburgh	4-3 Loss	Barkov (S0)
12/30	Canadiens	2-1 Loss	Parenteau (S0)
1/17	Oilers	3-2 Loss	Yakupov (S0)
2/8	Nashville	3-2 Loss	Forsberg (S0)
2/15	St. Louis	2-1 Loss	Lehtera (S0)
2/19	Montreal	3-2 Win	Bolland (S0)
2/24	Chicago	3-2 Loss	Toews (S0)
3/5	Dallas	4-3 Loss	Sceviour (S0)
3/7	Islanders	4-3 Win	Huberdeau (S0)
3/21	Boston	2-1 Win	Pirri (S0)
3/28	Montreal	3-2 Loss	Pacioretty (2:59)

**= 20-round shootout, longest in NHL History



2015-16

DATE	OPPONENT	RESULT	OT-WINNER
10/20	at Pittsburgh	3-2 Loss	Malkin (1:21)
10/31	vs. Washington	2-1 Win	Kuznetsov (3:44)
11/4	at Anaheim	3-2 Loss	Stewart (S0)
11/14	at Tampa Bay	5-4 Win	Pirri (S0)
11/21	vs. NY Rangers	5-4 Loss	Nash (2:01)
11/27	vs. NY Islanders	3-2 Win	Barkov (S0)
11/29	at Red Wings	2-1 Win	Campbell (1:20)
12/4	at Columbus	2-1 Win	Barkov (S0)
12/20	vs. Vancouver	5-4 Win	Barkov (S0)
12/22	vs. Ottawa	2-1 Win	Pirri (S0)
1/11	at Vancouver	3-2 Loss	Sedin (2:21)
2/6	vs. Pittsburgh	3-2 Loss	Letang (1:27)
2/15	vs. Pittsburgh	2-1 Win	Jokinen (S0)
2/18	at San Jose	2-1 Loss	Pavelski (S0)
2/27	vs. Columbus	4-3 Loss	Dubinsky (S0)
3/7	vs. Boston	5-4 Loss	Stempniak (4:00)
3/12	vs. Philadelphia	5-4 Win	Bjugstad (S0)

2016-17

DATE	OPPONENT	RESULT	OT-WINNER
10/13	vs. New Jersey	2-1 Win	Barkov (2:48)
10/18	at Tampa Bay	4-3 Loss	Point (S0)
11/3	vs. New Jersey	4-3 Win	Trocheck (4:16)
11/12	vs. NY Islanders	3-2 Win	Malgin (4:14)
11/15	at Montreal	4-3 Win	Ekblad (2:59)

11/20	at NY Rangers	3-2 Win	Trocheck (S0)
11/26	vs. Columbus	2-1 Win	Barkov (S0)
11/29	at Chicago	2-1 Loss	Panarin (S0)
12/1	at Detroit	2-1 Win	Barkov (2:04)
12/5	at Boston	4-3 Loss	Pastrnak (1:23)
12/6	at Philadelphia	3-2 Loss	Voracek (4:51)
12/15	at Winnipeg	4-3 Loss	Perreault (S0)
12/20	vs. Buffalo	4-3 Win	Trocheck (S0)
12/23	vs. Detroit	4-3 Loss	Nielsen (S0)
12/28	vs. Toronto	3-2 Loss	Marnier (S0)
12/29	vs. Montreal	3-2 Loss	Danault (0:39)
1/18	at Edmonton	4-3 Loss	McDavid (4:57)
1/23	at Arizona	3-2 Loss	Rieder (0:48)
1/26	vs. Tampa Bay	2-1 Win	Marchessault (1:49)
2/25	at San Jose	6-5 Win	Huberdeau (1:38)
2/28	vs. Carolina	3-2 Win	Barkov (S0)
3/2	at Philadelphia	2-1 Loss	Voracek (S0)
3/17	at NY Rangers	4-3 Win	Barkov (S0)



2017-18

DATE	OPPONENT	RESULT	OT-WINNER
10/28	vs. Detroit	3-2 Loss	Nyquist (S0)
11/4	vs. NY Rangers	5-4 Loss	Shattenkirk (1:08)
11/14	vs. Dallas	4-3 Loss	Trocheck (S0)
11/22	vs. Toronto	2-1 Win	Bjugstad (S0)
12/2	at Carolina	3-2 Loss	Hanfin (4:58)
12/4	vs. NY Islanders	5-4 Loss	Barzal (S0)
12/11	at Detroit	2-1 Win	Matheson (2:02)
12/12	at Chicago	3-2 Loss	Kane (2:24)
1/7	at Columbus	3-2 Loss	Anderson (S0)
1/19	vs. Vegas	4-3 Win	Ekblad (0:40)
2/27	vs. Toronto	3-2 Win	McCann (3:47)
3/6	at Tampa Bay	5-4 Loss	Point (2:49)
3/10	vs. NY Rangers	4-3 Win	Trocheck (S0)
3/29	at Ottawa	3-2 Loss	Pageau (4:44)

2018-19

DATE	OPPONENT	RESULT	OT-WINNER
10/6	at Tampa Bay	2-1 Loss	Miller (S0)
10/16	at Philadelphia	6-5 Loss	Weal (S0)
10/19	at Washington	6-5 Win	Huberdeau (S0)
10/20	vs. Detroit	4-3 Loss	Nyquist (3:44)
10/24	at NY Islanders	3-2 Win	Hoffman (0:33)

PANTHERS RECORDS



11/24	vs. Chicago	5-4 Loss	Gustafsson (2:32)
11/26	vs. New Jersey	4-3 Win	Hoffman (1:28)
11/30	vs. Buffalo	3-2 Win	Barkov (2:26)
12/1	vs. Tampa Bay	5-4 Loss	Point (3:12)
12/8	vs. NY Rangers	5-4 Loss	Shattenkirk (S0)
12/15	vs. Toronto	4-3 Win	Barkov (3:24)
12/31	at Detroit	4-3 Win	Huberdeau (S0)
1/5	vs. Columbus	4-3 Loss	Jones (0:17)
1/10	at Edmonton	4-3 Loss	Nugent-Hopkins (S0)
2/7	vs. Pittsburgh	3-2 Win	Matheson (4:14)
2/9	at Washington	5-4 Win	Hoffman (1:31)
2/14	vs. Calgary	3-2 Win	Trocheck (S0)
2/25	at Colorado	4-3 Win	Ekblad (0:26)
2/26	at Arizona	4-3 Loss	Galchenyuk (S0)
2/28	at Vegas	6-5 Loss	Theodore (S0)
3/2	vs. Carolina	4-3 Loss	Aho (1:46)
3/5	at Pittsburgh	3-2 Loss	Guenztel (2:44)
4/4	vs. NY Islanders	2-1 Loss	Nelson (S0)
4/6	vs. New Jersey	4-3 Loss	Zajac (0:56)

10/30	at Colorado	4-3 Win	Huberdeau (0:29)
11/7	vs. Washington	5-4 Loss	Wilson (0:17)
11/10	at NY Rangers	6-5 Win	Trocheck (S0)
11/12	at Boston	5-4 Win	Hoffman (S0)
11/21	vs. Anaheim	5-4 Win	Ekblad (0:22)
2/4	at Columbus	1-0 Loss	Werenski (1:54)
2/29	vs. Chicago	3-2 Loss	Toews (S0)
3/5	vs. Boston	2-1 Loss	Krug (4:08)



2020-21

DATE	OPPONENT	RESULT	OT-WINNER
1/19	vs. Chicago	5-4 Win	Vatrano (2:50)
1/26	at Columbus	4-3 Win	Hornqvist (S0)
1/28	at Columbus	3-2 Loss	Texier (S0)
1/30	at Detroit	3-2 Win	Heponiemi (2:45)
2/4	vs. Nashville	6-5 Loss	Forsberg (4:00)
2/17	at Carolina	4-3 Win	Huberdeau (2:29)
2/27	vs. Carolina	4-3 Loss	Necas (S0)
3/1	vs. Carolina	3-2 Loss	Necas (1:59)
3/11	at Columbus	5-4 Win	Vatrano (2:48)
3/27	at Dallas	4-3 Win	Ekblad (4:50)
4/1	vs. Detroit	3-2 Win	Wennberg (1:25)
4/13	at Dallas	3-2 Win	Vatrano (3:09)
4/15	at Tampa Bay	3-2 Loss	Hedman (0:54)
4/24	vs. Carolina	4-3 Win	Barkov (0:24)
4/29	at Chicago	4-3 Win	Bennett (4:08)
5/3	vs. Dallas	5-4 Win	Barkov (2:50)

2019-20

DATE	OPPONENT	RESULT	OT-WINNER
10/11	at Buffalo	3-2 Loss	Eichel (S0)
10/12	at NY Islanders	3-2 Loss	Nelson (S0)
10/18	vs. Colorado	5-4 Loss	MacKinnon (3:03)
10/19	at Nashville	3-2 Loss	Trocheck (S0)
10/24	at Calgary	6-5 Loss	Monahan (S0)



2021-22

DATE	OPPONENT	RESULT	OT-WINNER
10/14	vs. Pittsburgh	5-4 Win	Verhaeghe (1:37)
10/29	at Detroit	3-2 Win	Barkov (3:29)
10/30	at Boston	2-3 Loss	Coyle (SO)
11/4	vs. Washington	5-4 Win	Luostarinen (1:55)
11/11	at Pittsburgh	2-3 Loss	Carter (SO)
11/13	at Tampa Bay	2-3 Loss	Point (2:13)
11/24	vs. Philadelphia	2-1 Win	Ekblad (2:39)
12/4	vs. St. Louis	4-3 Win	Reinhart (SO)
12/7	at St. Louis	3-4 Loss	Buchnevich (0:53)
1/6	at Dallas Stars	5-6 Loss	Robertson (SO)
1/8	at Carolina	4-3 Win	Duclair (2:53)
1/21	at Vancouver	2-1 Win	Barkov (SO)
1/29	vs. San Jose	5-4 Win	Bennett (1:08)
2/16	at Carolina	3-2 Win	Ekblad (0:16)
3/13	at Los Angeles	2-3 Loss	Moore (SO)
3/15	at San Jose	3-2 Win	Vantrano (1:11)
3/26	at Ottawa	4-3 Win	Barkov (SO)
4/2	at New Jersey	7-6 Win	Forsling (1:25)
4/5	vs. Toronto	7-6 Win	Huberdeau (2:47)
4/12	vs. Anaheim	3-2 Win	Huberdeau (3:41)
4/19	at NY Islanders	3-2 Win	Barkov (0:20)
4/23	vs. Toronto	3-2 Win	Montour (2:26)

2022-23

DATE	OPPONENT	RESULT	OT-WINNER
10/21	vs. Tampa Bay	3-2 Loss	Point (2:08)
11/03	at San Jose	4-3 Win	Reinhart (SO)
11/19	vs. Calgary	5-4 Loss	Andersson (SO)
11/26	vs. St. Louis	5-4 Loss	Kyrou (1:08)
11/28	at Edmonton	4-3 Loss	Draisaitl (0:22)
1/17	at Toronto	5-4 Loss	Nylander (1:53)
1/24	at Pittsburgh	7-6 Loss	Letang (4:06)
1/28	vs. Boston	4-3 Win	Reinhart (0:17)
2/13	at Minnesota	2-1 Win	Barkov (SO)
2/20	vs. Anaheim	4-3 Win	Verhaeghe (1:42)
3/10	vs. Chicago	4-3 Win	Montour (2:43)
3/11	vs. Winnipeg	5-4 Loss	Scheifele (4:31)
3/29	at Toronto	3-2 Win	Montour (1:41)
4/10	vs. Toronto	2-1 Loss	Tavares (4:38)



PANTHERS HEAD COACHING RECORDS

YEAR	COACH	GC	W	L	T	OTL	PTS	PCT.	FINISH	PLAYOFFS
1993-94	Roger Neilson	84	33	34	17	-	83	.494	5th Atl.	Did Not Qualify
1994-95	Roger Neilson	48	20	22	6	-	46	.479	5th Atl.	Did Not Qualify
1995-96	Doug MacLean	82	41	31	10	-	92	.561	3rd Atl.	Eastern Conference Champions
1996-97	Doug MacLean	82	35	28	19	-	89	.543	3rd Atl.	Lost Eastern Conf. QF
1997-98	Doug MacLean	23	7	12	4	-	18	.391	-	-
	Bryan Murray	59	17	31	11	-	45	.381	6th Atl.	Did Not Qualify
1998-99	Terry Murray	82	30	34	18	-	78	.476	2nd SE	Did Not Qualify
1999-00	Terry Murray	82	43	27	6	6	98	.598	2nd SE	Lost Eastern Conf. QF
2000-01	Terry Murray	36	6	18	7	5	24	.333	-	-
	Duane Sutter	46	16	20	6	4	42	.457	3rd SE	Did Not Qualify
2001-02	Duane Sutter	26	6	15	2	3	17	.327	-	-
	Mike Keenan	56	16	29	8	3	43	.384	4th SE	Did Not Qualify
2002-03	Mike Keenan	82	24	36	13	9	70	.427	4th SE	Did Not Qualify
2003-04	Mike Keenan	15	5	8	2	0	12	.400	-	-
	Rick Dudley	40	13	15	9	3	38	.475	-	-
	John Torchetti	27	10	12	4	1	25	.463	4th SE	Did Not Qualify
2005-06	Jacques Martin	82	37	34	-	11	85	.518	4th SE	Did Not Qualify
2006-07	Jacques Martin	82	35	31	-	16	86	.530	4th SE	Did Not Qualify
2007-08	Jacques Martin	82	38	35	-	9	85	.521	3rd SE	Did Not Qualify
2008-09	Peter DeBoer	82	41	30	-	11	93	.567	3rd SE	Did Not Qualify
2009-10	Peter DeBoer	82	32	37	-	13	77	.470	5th SE	Did Not Qualify
2010-11	Peter DeBoer	82	30	40	-	12	72	.430	5th SE	Did Not Qualify
2011-12	Kevin Dineen	82	38	26	-	18	94	.573	1st SE	Lost Eastern Conf. Quarterfinals
2012-13	Kevin Dineen	48	15	27	-	6	36	.375	5th SE	Did Not Qualify
2013-14	Kevin Dineen	16	3	9	-	4	10	.313	-	-
	Peter Horachek	66	26	36	-	4	56	.424	7th Atl.	Did Not Qualify
2014-15	Gerard Gallant	82	38	29	-	15	91	.555	6th Atl.	Did Not Qualify
2015-16	Gerard Gallant	82	47	26	-	9	103	.628	1st Atl.	Lost Eastern C QF
2016-17	Gerard Gallant	22	11	10	-	1	23	.548	-	-
	Tom Rowe	60	24	26	-	10	58	.483	6th Atl.	Did Not Qualify
2017-18	Bob Boughner	82	44	30	-	8	96	.585	4th Atl.	Did Not Qualify
2018-19	Bob Boughner	82	36	32	-	14	86	.524	5th Atl.	Did Not Qualify
2019-20	Joel Quenneville	69	35	26	-	8	78	.565	4th Atl.	Lost SCQ
2020-21	Joel Quenneville	56	37	14	-	5	79	.705	2nd Central	Lost Round 1
2021-22	Joel Quenneville	7	7	0	-	0	14	1	-	-
	Andrew Brunette	75	51	18	-	6	108	.720	1st Lge.	Lost Round 2
2022-23	Paul Maurice	82	42	32	-	8	92	.561	4th Atl.	Eastern Conference Champions



PAUL MAURICE

Paul Maurice enters his second season as Head Coach of the Florida Panthers.

He was named Head Coach on June 22, 2022.

PANTHERS GENERAL MANAGERS

YEAR	GEN. MNGR.	GP	W	L	T	OTL	PTS	PCT.	FINISH	PLAYOFFS
1993-94	Bob Clarke	84	33	34	17	-	83	.494	5th Atl.	Did Not Qualify
1994-95	Bryan Murray	48	20	22	6	-	46	.479	5th Atl.	Did Not Qualify
1995-96	Bryan Murray	82	41	31	10	-	92	.561	3rd Atl.	Eastern Conference Champions
1996-97	Bryan Murray	82	35	28	19	-	89	.543	3rd Atl.	Lost Eastern Conf. QF
1997-98	Bryan Murray	82	24	43	15	-	63	.384	6th Atl.	Did Not Qualify
1998-99	Bryan Murray	82	30	34	18	-	78	.476	2nd SE	Did Not Qualify
1999-00	Bryan Murray	82	43	27	6	6	98	.598	2nd SE	Lost Eastern Conf. QF
2000-01	Bryan Murray	36	6	18	7	5	24	.333	-	-
	Bill Torrey	46	16	20	6	4	42	.457	3rd SE	Did Not Qualify
2001-02	Bill Torrey	26	6	15	2	3	17	.327	-	-
	Chuck Fletcher	56	16	29	8	3	43	.384	4th SE	Did Not Qualify
2002-03	Rick Dudley	82	24	36	13	9	70	.427	4th SE	Did Not Qualify
2003-04	Rick Dudley	82	28	35	15	4	75	.457	4th SE	Did Not Qualify
2005-06	Mike Keenan	82	37	34	-	11	85	.518	4th SE	Did Not Qualify
2006-07	Jacques Martin	82	35	31	-	16	86	.530	4th SE	Did Not Qualify
2007-08	Jacques Martin	82	38	35	-	9	85	.521	3rd SE	Did Not Qualify
2008-09	Jacques Martin	82	41	30	-	11	93	.567	3rd SE	Did Not Qualify
2009-10	Randy Sexton	82	32	37	-	13	77	.470	5th SE	Did Not Qualify
2010-11	Dale Tallon	82	30	40	-	12	72	.430	5th SE	Did Not Qualify
2011-12	Dale Tallon	82	38	26	-	18	94	.573	1st SE	Lost Eastern Conf. QF
2012-13	Dale Tallon	48	15	27	-	6	36	.375	5th SE	Did Not Qualify
2013-14	Dale Tallon	82	29	45	-	8	66	.402	7th Atl.	Did Not Qualify
2014-15	Dale Tallon	82	38	29	-	15	91	.555	6th Atl.	Did Not Qualify
2015-16	Dale Tallon	82	47	26	-	9	103	.628	1st Atl.	Lost Round 1
2016-17	Tom Rowe	82	35	36	-	11	81	.494	6th Atl.	Did Not Qualify
2017-18	Dale Tallon	82	44	30	-	8	96	.585	4th Atl.	Did Not Qualify
2018-19	Dale Tallon	82	36	32	-	14	86	.524	5th Atl.	Did Not Qualify
2019-20	Dale Tallon	69	35	26	-	8	78	.565	4th Atl.	Lost Stanley Cup Qualifiers
2020-21	Bill Zito	56	37	14	-	5	79	.705	2nd Central	Lost Round 1
2021-22	Bill Zito	82	58	18	-	6	122	.744	1st Lge.	Lost Round 2
2022-23	Bill Zito	82	42	32	-	8	92	.561	4th Atl.	Eastern Conference Champions



BILL ZITO

Bill Zito enters his fourth season as General Manager of the Florida Panthers.

He was named General Manager on Sept. 2, 2020.

PANTHERS CAPTAINS



Brian Skrudland
(1993-94 to 1996-97)



Scott Mellanby
(1997-98 to 2000-01)



Pavel Bure
(2001-02)



Paul Laus
(2001-02)



Olli Jokinen
(2003-04 to 2007-08)



Bryan McCabe
(2009-10 to 2010-11)



Ed Jovanovski
(2012-13 to 2013-14)



Willie Mitchell
(2014-15 to 2015-16)



Derek MacKenzie
(2016-17 to 2017-18)



Aleksander Barkov
(2018-19 to Present)

MOST GAMES PLAYED

SINGLE SEASON

Bill Lindsay	84 - 1993-94
Gord Murphy	84 - 1993-94
Tom Fitzgerald	83 - 1993-94
Brian Campbell	82 - 2014-15
Brian Campbell	82 - 2013-14
Brian Campbell	82 - 2011-12
Tomas Fleischmann	82 - 2011-12
Mike Weaver	82 - 2011-12
Marty Reasoner	82 - 2010-11
Mike Weaver	82 - 2010-11
David Booth	82 - 2010-11
Mike Santorelli	82 - 2010-11
Keith Ballard	82 - 2009-10
Micahel Frolik	82 - 2009-10
Bryan McCabe	82 - 2009-10
Steven Reinprecht	82 - 2009-10
Keith Ballard	82 - 2008-09
Jay Bouwmeester	82 - 2008-09
Jay Bouwmeester	82 - 2008-09
Nathan Horton	82 - 2007-08
Olli Jokinen	82 - 2007-08
Bryan Allen	82 - 2006-07
Jay Bouwmeester	82 - 2006-07
Olli Jokinen	82 - 2006-07
Martin Gelin	82 - 2006-07
Nathan Horton	82 - 2006-07
Ruslan Salei	82 - 2006-07
Jay Bouwmeester	82 - 2005-06
Martin Gelin	82 - 2005-06
Olli Jokinen	82 - 2005-06
Olli Jokinen	82 - 2003-04
Lyle Odelein	82 - 2003-04
Jay Bouwmeester	82 - 2002-03
Marcus Nilson	82 - 2002-03
Ivan Majesky	82 - 2002-03

Robert Svehla	82 - 2001-02
Pavel Bure	82 - 2000-01
Robert Svehla	82 - 2000-01
Todd Simpson	82 - 1999-00
Jaroslav Spacek	82 - 1999-00
Robert Svehla	82 - 1999-00
Radek Dvorak	82 - 1998-99
Bill Lindsay	82 - 1997-98
Scott Mellanby	82 - 1996-97
Robert Svehla	82 - 1996-97
Jaromir Jagr	82 - 2016-17
Derek MacKenzie	82 - 2016-17
Mark Pysyk	82 - 2016-17
Vincent Trocheck	82 - 2016-17
Keith Yandle	82 - 2016-17
Brian Campbell	82 - 2015-16
Reilly Smith	82 - 2016-17
Nick Bjugstad	82 - 2017-18
Aaron Ekblad	82 - 2017-18
Jonathan Huberdeau	82 - 2017-18
Mark Pysyk	82 - 2017-18
Vincent Trocheck	82 - 2017-18
Keith Yandle	82 - 2017-18
Aleksander Barkov	82 - 2018-19
Evgenii Dadonov	82 - 2018-19
Aaron Ekblad	82 - 2018-19
Mike Hoffman	82 - 2018-19
Jonathan Huberdeau	82 - 2018-19
Keith Yandle	82 - 2018-19
Sam Reinhart	82 - 2022-23
Eetu Luostarinen	82 - 2022-23
Gustav Forsling	82 - 2022-23
Ryan Lomberg	82 - 2022-23
Josh Mahura	82 - 2022-23
Marc Staal	82 - 2022-23

CAREER

1. Jonathan Huberdeau	671
2. Aleksander Barkov	664
3. Stephen Weiss	654
4. Aaron Ekblad	625
5. Radek Dvorak	613
6. Robert Svehla	573
7. Roberto Luongo	572
8. Olli Jokinen	567
9. Scott Mellanby	552
10. Paul Laus	530



ALEKSANDER BARKOV

MOST GOALS

SINGLE SEASON

1. Pavel Bure	59 (2000-01)
2. Pavel Bure	58 (1999-00)
3. Carter Verhaeghe	42 (2022-23)
4. Matthew Tkachuk	40 (2022-23)
T-5. Aleksander Barkov	39 (2021-22)
T-5. Olli Jokinen	39 (2006-07)
7. Olli Jokinen	38 (2005-06)
T-8. Mike Hoffman	36 (2018-19)
T-8. Olli Jokinen	26 (2002-03)
10. Aleksander Barkov	35 (2018-19)

CAREER

1. Aleksander Barkov	243
2. Jonathan Huberdeau	198
3. Olli Jokinen	188
4. Scott Mellanby	157
5. Pavel Bure	152
6. Stephen Weiss	145
7. Nathan Horton	142
8. Radek Dvorak	113
T-9. Vincent Trocheck	111
T-9. Aaron Ekblad	111



PAVEL BURE

MOST ASSISTS

SINGLE SEASON

1. Jonathan Huberdeau	85 (2021-22)
2. Matthew Tkachuk	65 (2022-23)
3. Jonathan Huberdeau	62 (2018-19)
4. Aleksander Barkov	61 (2018-19)
5. Brandon Montour	55 (2022-23)
T-6. Aleksander Barkov	55 (2022-23)
T-6. Jonathan Huberdeau	55 (2019-20)
T-8. Keith Yandle	53 (2018-19)
T-8. Viktor Kozlov	53 (1999-00)
10. Olli Jokinen	52 (2006-07)

CAREER

1. Jonathan Huberdeau	415
2. Aleksander Barkov	388
3. Stephen Weiss	249
4. Olli Jokinen	231
5. Robert Svehla	229
6. Aaron Ekblad	218
7. Keith Yandle	201
8. Scott Mellanby	197
9. Viktor Kozlov	190
10. Vincent Trochek	171



JONATHAN HUBERDEAU

MOST POINTS

SINGLE SEASON

1. Jonathan Huberdeau	115 (2021-22)
2. Matthew Tkachuk	109 (2022-23)
3. Aleksander Barkov	96 (2018-19)
4. Pavel Bure	94 (1999-00)
T-5. Jonathan Huberdeau	92 (2018-19)
T-5. Pavel Bure	92 (2000-01)
7. Olli Jokinen	91 (2006-07)
8. Olli Jokinen	89 (2005-06)
9. Aleksander Barkov	88 (2021-22)
10. Sam Reinhart	82 (2021-22)

CAREER

1. Aleksander Barkov	631
2. Jonathan Huberdeau	613
3. Olli Jokinen	419
4. Stephen Weiss	394
5. Scott Mellanby	354
6. Aaron Ekblad	291
7. Nathan Horton	295
8. Viktor Kozlov	291
9. Robert Svehla	290
10. Vincent Trochek	282



ALEKSANDER BARKOV

MOST PIM

SINGLE SEASON

1. Peter Worrell	354 (2001-02)
2. Paul Laus	313 (1996-97)
3. Paul Laus	293 (1997-98)
4. Peter Worrell	258 (1998-99)
5. Brad Ference	254 (2001-02)
6. Peter Worrell	248 (2000-01)
7. Paul Laus	236 (1995-96)
8. Paul Laus	218 (1998-99)
9. Micheal Haley	212 (2017-18)
10. Todd Simpson	202 (1999-00)

CAREER

1. Paul Laus	1702
2. Peter Worrell	1375
3. Scott Mellanby	953
4. Ed Jovanovski	619
5. Bill Lindsay	609
6. Robert Svehla	603
7. Olli Jokinen	597
8. Rob Niedermayer	435
9. Brad Ference	432
10. Aaron Ekblad	402



PAUL LAUS

MOST POWER PLAY GOALS

SINGLE SEASON

T-1. Scott Mellanby	19 (1995-96)
T-1. Pavel Bure	19 (2000-01)
3. Olli Jokinen	18 (2007-08)
T-4. Mike Hoffman	17 (2018-19)
T-4. Scott Mellanby	17 (1993-94)
T-6. Sam Reinhart	16 (2021-22)
T-6. Sam Reinhart	16 (2022-23)
T-8. Olli Jokinen	14 (2005-06)
T-8. Matthew Tkachuk	14 (2022-23)
10. Ray Sheppard	13 (1996-97)

CAREER

1. Aleksander Barkov	70
2. Scott Mellanby	66
3. Olli Jokinen	65
4. Stephen Weiss	48
T-5. Jonathan Huberdeau	44
T-5. Pavel Bure	44
7. Aaron Ekblad	40
8. Nathan Horton	37
9. Viktor Kozlov	36
10. Rob Niedermayer	33



ALEKSANDER BARKOV

MOST POWER PLAY POINTS

SINGLE SEASON

1. Keith Yandle	39 (2018-19)
2. Jonathan Huberdeau	38 (2021-22)
3. Olli Jokinen	37 (2005-06)
T-4. Mike Hoffman	35 (2018-19)
T-4. Scott Mellanby	35 (1995-96)
T-6. Jonathan Huberdeau	34 (2018-19)
T-6. Robert Svehla	34 (1995-96)
8. Olli Jokinen	33 (2007-08)
T-9. Sam Reinhart	31 (2021-22)
T-9. Aleksander Barkov	31 (2018-19)
T-9. Brian Campbell	31 (2011-12)

CAREER

1. Jonathan Huberdeau	190
2. Aleksander Barkov	186
3. Olli Jokinen	153
4. Stephen Weiss	143
5. Robert Svehla	132
6. Scott Mellanby	120
7. Keith Yandle	114
8. Aaron Ekblad	107
9. Viktor Kozlov	99
10. Rob Niedermayer	87



KEITH YANDLE

MOST SHORTHANDED GOALS

SINGLE SEASON

1. Tom Fitzgerald	6 (1995-96)
T-2. Aleksander Barkov	5 (2017-18)
T-2. Pavel Bure	5 (2000-01)
T-3. Aleksander Barkov	4 (2021-22)
T-3. Radek Dvorak	4 (2008-09)
T-3. Radek Dvorak	4 (1998-99)
T-4. Jonathan Huberdeau	3 (2021-22)
T-4. Vincent Trochek	3 (2017-18)
T-4. Colton Sceviour	3 (2016-17)
T-4. Olli Jokinen	3 (2002-03)

CAREER

1. Radek Dvorak	16
T-2. Tom Fitzgerald	12
T-3. Aleksander Barkov	12
4. Pavel Bure	9
T-5. Olli Jokinen	8
T-5. Bill Lindsay	8
7. Vincent Trochek	7
T-8. Nathan Horton	5
T-8. Viktor Kozlov	5
T-10. Jonathan Huberdeau	4
T-10. Colton Sceviour	4
T-10. Stephen Weiss	4



RADEK DVORAK


MOST GAME-WINNING GOALS

SINGLE SEASON

1. Pavel Bure	14 (1999-00)
2. Olli Jokinen	9 (2005-06)
T-3. Aleksander Barkov	8 (2015-16)
T-3. Olli Jokinen	8 (2006-07)
T-3. Olli Jokinen	8 (2003-04)
T-3. Pavel Bure	8 (2000-01)
T-4. Jonathan Huberdeau	7 (2021-22)
T-4. Sam Bennett	7 (2021-22)
T-4. Frank Vatrano	7 (2020-21)
T-4. Ray Sheppard	7 (1996-97)
T-4. Johan Garpenlov	7 (1995-96)

CAREER

1. Aleksander Barkov	44
2. Olli Jokinen	36
3. Jonathan Huberdeau	26
T-4. Stephen Weiss	23
T-4. Pavel Bure	23
T-4. Aaron Ekblad	23
7. Scott Mellanby	22
8. Rob Niedermayer	19
T-9. David Booth	16
T-9. Nathan Horton	16



OLLI JOKINEN

MOST SHOTS ON GOAL

SINGLE SEASON

1. Pavel Bure	384 (2000-01)
2. Pavel Bure	360 (1999-00)
T-3. Olli Jokinen	351 (2006-07)
T-3. Olli Jokinen	351 (2005-06)
5. Olli Jokinen	341 (2007-08)
6. Matthew Tkachuk	322 (2022-23)
7. Vincent Trocheck	287 (2017-18)
T-8. David Booth	280 (2010-11)
T-8. Olli Jokinen	280 (2003-04)
10. Carter Verhaeghe	275 (2022-23)

CAREER

1. Olli Jokinen	1,837
2. Aleksander Barkov	1,755
3. Aaron Ekblad	1,590
4. Jonathan Huberdeau	1,353
5. Scott Mellanby	1,296
6. Stephen Weiss	1,240
7. Viktor Kozlov	1,177
8. Radek Dvorak	1,137
9. Vincent Trocheck	1,105
10. Pavel Bure	1,026



PAVEL BURE

BEST PLUS/MINUS

SINGLE SEASON

1. Gustav Forsling	+41 (2021-22)
2. MacKenzie Weegar	+40 (2021-22)
3. Aaron Ekblad	+38 (2021-22)
4. Aleksander Barkov	+36 (2021-22)
5. Jonathan Huberdeau	+35 (2021-22)
6. Anton Lundell	+33 (2021-22)
7. Brian Campbell	+31 (2015-16)
T-8. Mason Marchment	+29 (2021-22)
T-8. MacKenzie Weegar	+29 (2020-21)
T-8. Matthew Tkachuk	+29 (2022-23)

CAREER

1. Aleksander Barkov	+90
T-2. Gustav Forsling	+77
T-2. MacKenzie Weegar	+77
T-4. Aaron Ekblad	+58
T-4. Carter Verhaeghe	+58
6. Anthony Duclair	+50
7. Radko Gudas	+47
8. Sam Bennett	+44
9. Jonathan Huberdeau	+41
10. A. Lundell and M. Gelinas	+34



GUSTAV FORSLING

MOST GOALS - DEFENSEMAN

SINGLE SEASON

T-1. Brandon Montour	16 (2022-23)
T-1. Aaron Ekblad	16 (2017-18)
T-1. Jason Garrison	16 (2011-12)
T-4. Aaron Ekblad	15 (2021-22)
T-4. Aaron Ekblad	15 (2015-16)
T-6. Jay Bouwmeester	15 (2008-09)
T-6. Jay Bouwmeester	15 (2007-08)
T-6. Bryan McCabe	15 (2008-09)
T-9. Gord Murphy	14 (1993-94)
T-9. Aaron Ekblad	14 (2022-23)

CAREER

1. Aaron Ekblad	111
2. Robert Svehla	61
3. Jay Bouwmeester	53
4. Gord Murphy	42
T-5. Mike Matheson	33
T-5. Ed Jovanovski	33
7. Keith Yandle	30
8. Brandon Montour	29
T-9. Gustav Forsling	28
T-9. Dmitry Kulikov	28
T-9. Brian Campbell	28
T-9. Bryan McCabe	28



AARON EKBLAD

MOST ASSISTS - DEFENSEMAN

SINGLE SEASON

1. Brandon Montour	57 (2022-23)
2. Keith Yandle	53 (2018-19)
T-3. Brian Campbell	49 (2011-12)
T-3. Robert Svehla	49 (1995-96)
5. Keith Yandle	48 (2017-18)
6. Aaron Ekblad	42 (2021-22)
7. Jay Bouwmeester	41 (2005-06)
T-8. Keith Yandle	40 (2019-20)
T-8. Robert Svehla	40 (1999-00)
T-8. MacKenzie Weegar (+2 others)	36 (2021-22)

CAREER

1. Robert Svehla	229
2. Aaron Ekblad	218
3. Keith Yandle	201
4. Jay Bouwmeester	150
5. Brian Campbell	147
6. Dmitry Kulikov	110
7. Gord Murphy	100
8. MacKenzie Weegar	94
9. Mike Van Ryn	80
10. Bryan McCabe	76



BRANDON MONTOUR

MOST POINTS - DEFENSEMAN

SINGLE SEASON

1. Brandon Montour	73 (2022-23)
2. Keith Yandle	62 (2018-19)
T-3. Aaron Ekblad	57 (2021-22)
T-3. Robert Svehla	57 (1995-96)
5. Keith Yandle	56 (2017-18)
6. Brian Campbell	53 (2011-12)
7. Robert Svehla	49 (1999-00)
8. Jay Bouwmeester	46 (2005-06)
T-9. Keith Yandle	45 (2019-20)
T-9. Robert Svehla	45 (1996-97)

CAREER

1. Aaron Ekblad	329
2. Robert Svehla	290
3. Keith Yandle	231
4. Jay Bouwmeester	203
5. Brian Campbell	175
6. Gord Murphy	142
7. Dmitry Kulikov	138
8. MacKenzie Weegar	121
9. Brandon Montour	114
10. Mike Van Ryn	105



ROBERT SVEHLA

MOST GAMES PLAYED - GOALTENDER

SINGLE SEASON

1. Roberto Luongo	75 (2005-06)
2. Roberto Luongo	72 (2003-04)
3. Tomas Vokoun	69 (2007-08)
4. Roberto Luongo	65 (2002-03)
5. Tomas Vokoun	63 (2009-10)
6. Roberto Luongo	62 (2015-16)
7. Roberto Luongo	61 (2014-15)
8. John Vanbiesbrouck	60 (1997-98)
T-9. Tomas Vokoun	59 (2008-09)
T-9. Sean Burke	59 (1998-99)

CAREER

1. Roberto Luongo	572
2. John Vanbiesbrouck	268
3. Tomas Vokoun	248
4. Sergei Bobrovsky	185
5. James Reimer	123
6. Scott Clemmensen	120
7. Mark Fitzpatrick	119
8. Trevor Kidd	103
9. Jose Theodore	68
10. Sean Burke	66



ROBERTO LUONGO

MOST WINS BY A GOALTENDER

SINGLE SEASON

1. Sergei Bobrovsky	39 (2021-22)
T-2. Roberto Luongo	35 (2015-16)
T-2. Roberto Luongo	35 (2005-06)
4. Tomas Vokoun	30 (2007-08)
5. Roberto Luongo	28 (2014-15)
T-6. Ed Belfour	27 (2006-07)
T-6. John Vanbiesbrouck	27 (1996-97)
T-8. John Vanbiesbrouck	26 (1995-96)
T-8. Tomas Vokoun	26 (2008-09)
10. Roberto Luongo	25 (2003-04)

CAREER

1. Roberto Luongo	230
2. John Vanbiesbrouck	106
3. Sergei Bobrovsky	105
4. Tomas Vokoun	101
5. James Reimer	53
6. Mark Fitzpatrick	43
7. Scott Clemmensen	40
8. Spencer Knight	32
9. Trevor Kidd	28
10. Ed Belfour	27

MOST SHUTOUTS

SINGLE SEASON

T-1. Tomas Vokoun	7 (2009-10)
T-1. Roberto Luongo	7 (2003-04)
T-3. Tomas Vokoun	6 (2010-11)
T-3. Tomas Vokoun	6 (2008-09)
T-3. Roberto Luongo	6 (2002-03)
6. Roberto Luongo	5 (2000-01)
T-7. James Reimer	4 (2017-18)
T-7. Tomas Vokoun	4 (2007-08)
T-7. Roberto Luongo	4 (2005-06)
T-7. Roberto Luongo	4 (2001-02)
T-7. John Vanbiesbrouck	4 (1997-98)
T-7. John Vanbiesbrouck	4 (1994-95)

CAREER

1. Roberto Luongo	38
2. Tomas Vokoun	23
3. John Vanbiesbrouck	13
4. James Reimer	7
T-5. Sergei Bobrovsky	5
T-5. Craig Anderson	5
T-7. Chris Driedger	4
T-7. Mark Fitzpatrick	4
T-9. Sean Burke	3
T-9. Scott Clemmensen	3
T-9. Trevor Kidd	3
T-9. Jose Theodore	3
T-9. Spencer Knight	3



PRINCE OF WALES TROPHY

2023 Eastern Conference Champions
1996 Eastern Conference Champions





PRESIDENTS' TROPHY

2021-22 Presidents' Trophy Winners



DIVISION TITLES

2021-22 Atlantic Division Champions
2015-16 Atlantic Division Champions
2011-12 Southeast Division Champions





FRANK J. SELKE TROPHY

2020-21 - Aleksander Barkov

Awarded annually to the forward who best excels in the defensive aspects of the game



MAURICE "ROCKET" RICHARD TROPHY

2000-01 - Pavel Bure (59 Goals)
1999-00 - Pavel Bure (58 Goals)

Presented to the player finishing
the regular season as the League's
goal-scoring leader



CALDER MEMORIAL TROPHY

2014-15 - Aaron Ekblad
2012-13 - Jonathan Huberdeau

Awarded to the player selected as the
most proficient in his first year of
competition in the National Hockey
League





LADY BYNG MEMORIAL TROPHY

2018-19 - Aleksander Barkov
2011-12 - Brian Campbell

Given to the player adjudged to have exhibited the best type of sportsman-ship and gentlemanly conduct com-bined with a high standard of playing ability.



BILL MASTERTON MEMORIAL TROPHY

2015-16 - Jaromir Jagr

Given to the National Hockey League player who best exemplifies the qual-ities of perseverance, sportsmanship, and dedication to hockey."



NHL ALL-STAR GAME

YEAR	PLAYERS	SITE
2023	Matthew Tkachuk, Aleksander Barkov	FLA Live Arena, Sunrise, FL
2022	Jonathan Huberdeau	T-Mobile Arena, Las Vegas, NV.
2020	Jonathan Huberdeau	Enterprise Center, St. Louis, MO
2019	Keith Yandle	SAP Center, San Jose, CA
2018	Aleksander Barkov	Amalie Arena, Tampa Bay, FL
2017	Vincent Trocheck	Staples Center, Los Angeles, CA
2016	Aaron Ekblad, Jaromir Jagr, Roberto Luongo, Gerard Gallant (Coach)	Bridgestone Arena, Nashville, TN
2015	Aaron Ekblad, Roberto Luongo	Nationwide Arena, Columbus, OH
2012	Brian Campbell	Scotiabank Place, Ottawa, ON
2009	Jay Bouwmeester	Bell Centre, Montreal, QC
2008	Tomas Vokoun	Phillips Arena, Atlanta, GA
2007	Jay Bouwmeester	American Airlines Center, Dallas, TX
2004	Roberto Luongo	Xcel Energy Center, St. Paul, MN
2003	Olli Jokinen, Sandis Ozolinsh	Office Depot Center, Sunrise, FL
2002	Sandis Ozolinsh	Staples Center, Los Angeles, CA
2001	Pavel Bure	Pepsi Center, Denver, CO
2000	Pavel Bure, Viktor Kozlov, Ray Whitney	Air Canada Centre, Toronto, ON
1997	Robert Svehla, John Vanbiesbrouck, Doug MacLean (Coach)	San Jose Arena, San Jose, CA
1996	Scott Mellanby, John Vanbiesbrouck, Doug MacLean (Coach)	FleetCenter, Boston MA
1994	Bob Kudelski, John Vanbiesbrouck	Madison Square Garden, New York, NY

NHL ALL-STAR WEEKEND ACCOLADES

YEAR	PLAYERS	ACCOLADE
2023	Matthew Tkachuk	NHL All-Star Game MVP
2004	Roberto Luongo	Goaltender Competition Winner
2000	Pavel Bure	NHL All-Star Game MVP
2000	Viktor Kozlov	Accuracy Shooting Competition Winner (Tied)
1994	John Vanbiesbrouck	Goaltender Competition Winner
1994	John Vanbiesbrouck	Goaltender Competition Winner (Tied)

NHL YOUNGSTARS GAME


YEAR	PLAYERS	SITE
2009	Michael Frolik	Bell Centre, Montreal, QC
2008	Tomas Vokoun	Phillips Arena, Atlanta, GA
2003	Jay Bouwmeester, Niklas Hagman, Stephen Weiss	Office Depot Center, Sunrise, FL
2002	Kristian Huselius, Roberto Luongo	Staples Center, Los Angeles, CA

NHL ALL-STAR TEAM

SEASON	PLAYERS	POSITION	TEAM
2022-23	Matthew Tkachuk	Right Wing	Second Team
2021-22	Jonathan Huberdeau	Left Wing	Second Team
2020-21	Jonathan Huberdeau	Left Wing	Second Team
2003-04	Roberto Luongo	Goaltender	Second Team
2000-01	Pavel Bure	Right Wing	Second Team
1999-00	Pavel Bure	Right Wing	Second Team
1993-94	John Vanbiesbrouck	Goaltender	Second Team

NHL ALL-ROOKIE TEAM

SEASON	PLAYERS	POSITION
2014-15	Aaron Ekblad	Defenseman
2012-13	Jonathan Huberdeau	Forward
1995-96	Ed Jovanovski	Defenseman



ROBERTO LUONGO 2000-2006, 2014-2019

The Florida Panthers retired Roberto Luongo's No. 1 on March 7, 2020

Played 11 of his 20 NHL seasons with the Panthers...Ranks second all-time in NHL games played and saves...Ranks third all-time in wins...One of only three goaltenders to have played 1,000 NHL games... One of only two goaltenders to earned 200 wins with two different franchises...Named to the NHL All-Star Game three times with Florida, named to the 2003-04 NHL Second All-Star Team and finished as a finalist for the 2003-04 Vezina Trophy...Finalist for the 2018 Bill Masterton Memorial Trophy...Holds Panthers franchise career and single-season goaltending records for games played, wins, saves and shutouts.



BILL TORREY 1993-2018

The Florida Panthers retired no. 93 for Mr. Torrey on Oct. 23, 2010

The Florida Panthers retired no. 93 in honor of Mr. Torrey, signifying his importance to the franchise from its inception in 1993. The Hockey Hall of Fame builder known as "The Architect" of the 1980's New York Islanders dynasty was the inaugural team president of the Panthers. He helped assemble the NHL's franchise in South Florida, putting together a team that set records in its first season and reached the Stanley Cup Final in its third season. Mr. Torrey served in the Panthers organization as an executive for 25 years. He passed away on May 2, 2018.



H. WAYNE HUIZENGA 1993-2001

The Florida Panthers retired no. 37 for Mr. Huizenga on Jan. 19, 2018

No. 37 was retired for Wayne Huizenga, honoring his birth year and lucky number. Mr. Huizenga brought NHL hockey to South Florida in 1993 as the franchise's founding owner and named his team the Florida Panthers. Mr. Huizenga and his wife Marti were deeply involved with both the Panthers and their beloved South Florida community. The native of Fort Lauderdale passed away on March 22, 2018.

HOCKEY HALL OF FAME PLAYERS

YEAR INDUCTED	PLAYERS	POSITION	SEASONS WITH PANTHERS
2022	Roberto Luongo	Goaltender	2000-01 to 2005-06, 2013-14 to 2018-19
2012	Pavel Bure	Right Wing	1998-99 to 2001-02
2011	Ed Belfour	Goaltender	2006-07
2011	Joe Nieuwendyk	Center	2005-06 to 2006-07
2010	Dino Ciccarelli	Right Wing	1997-98 to 1998-99
2008	Igor Larionov	Center	2000-01

HOCKEY HALL OF FAME BUILDERS

YEAR INDUCTED	BUILDER	POSITION	SEASONS WITH PANTHERS
2002	Roger Neilson	Head Coach	1993-94 to 1994-95
1995	Bill Torrey	President/Advisor/Alt. Governor	1993-94 to 2017-18

FOSTER HEWITT MEMORIAL AWARD WINNERS

YEAR AWARDED	BROADCASTER	POSITION	SEASONS WITH PANTHERS
2017	Dave Strader	Television Play-by-Play	2005-06 to 2006-07



ALL-TIME RECORDS



ALL-TIME PANTHERS RECORD BY MONTH

SEASON	OCT.	NOV.	DEC.	JAN.	FEB.	MARCH	APRIL	MAY
1993-94	4-5-3-0	4-8-0-0	7-2-3-0	6-2-4-0	5-9-0-0	6-6-3-0	1-2-4-0	--
1994-95	--	--	--	3-4-0-0	4-7-2-0	6-5-2-0	5-6-2-0	2-0-0-0
1995-96	7-4-0-0	10-2-1-0	8-4-1-0	6-4-3-0	4-5-3-0	3-9-1-0	3-3-1-0	--
1996-97	8-0-4-0	7-3-2-0	5-6-3-0	6-5-1-0	3-5-5-0	4-7-3-0	2-2-1-0	--
1997-98	3-6-3-0	5-7-2-0	6-7-1-0	4-5-5-0	0-4-1-0	3-10-0-0	3-4-3-0	--
1998-99	3-3-3-0	5-5-2-0	5-5-1-0	5-4-6-0	4-5-4-0	5-6-2-0	3-6-0-0	--
1999-00	6-3-1-2	7-3-1-0	7-4-1-1	9-4-1-0	5-6-0-2	7-6-1-0	2-1-1-1	--
2000-01	1-3-3-3	4-6-1-1	2-10-3-1	5-8-1-2	5-5-0-1	3-4-5-1	2-2-0-0	--
2001-02	3-7-2-1	3-7-0-2	6-6-1-0	4-10-1-0	1-5-1-1	4-7-2-1	1-2-3-1	--
2002-03	4-5-1-1	3-3-5-3	3-3-3-3	5-8-1-1	4-5-2-1	4-10-1-0	1-2-0-0	--
2003-04	4-5-2-0	5-8-2-0	3-3-5-2	5-6-2-1	6-4-3-0	5-8-0-1	0-1-1-0	--
2005-06	6-5-1	1-9-3	8-6-1	5-5-3	3-2-0	10-4-1	4-3-2	--
2006-07	5-7-2	3-7-3	7-5-2	4-3-4	6-3-3	9-4-1	1-1-2	--
2007-08	5-7-0	7-6-1	6-5-2	4-7-2	6-6-3	8-3-1	2-1-0	--
2008-09	4-5-0	5-6-3	7-5-2	7-2-3	8-5-0	7-5-3	3-2-0	--
2009-10	4-7-1	6-5-3	6-6-3	8-4-2	0-5-1	6-7-2	2-3-1	--
2010-11	4-5-0	6-7-0	6-5-2	6-5-3	4-7-2	3-8-5	1-3-0	--
2011-12	6-4-1	7-3-3	7-5-3	2-3-4	8-5-1	7-5-4	1-1-2	--
2012-13	--	--	--	2-5-0	4-4-5	5-10-1	4-8-0	--
2013-14	3-7-2	4-8-3	8-5-1	6-6-1	1-4-0	5-11-1	2-4-0	--
2014-15	3-2-3	6-4-3	7-4-3	5-6-1	6-6-3	8-5-2	3-2-0	--
2015-16	5-4-0	5-5-0	11-3-0	8-3-0	6-4-0	8-6-0	4-1-0	--
2016-17	4-4-1	7-6-1	5-4-6	6-5-2	7-4-0	4-10-1	2-3-0	--
2017-18	4-6-1	6-6-1	7-4-3	3-6-1	9-3-0	10-4-2	5-0-0	--
2018-19	2-4-3	8-6-1	7-5-2	3-5-2	8-5-2	7-7-2	1-0-2	--
2019-20	6-3-4	7-5-1	7-6-0	8-2-0	5-9-2	2-1-1	--	--
2020-21	--	--	--	5-0-1	8-4-2	10-5-1	10-5-1	4-0-0
2021-22	8-0-1	7-4-2	5-3-1	12-2-1	3-4-0	11-2-1	12-3-0	--
2022-23	5-3-1	5-6-3	6-8-0	8-5-2	6-4-0	8-5-1	4-1-1	--
TOTALS	117-114-22-28	143-145-16-39	162-129-22-38	160-134-25-37	139-144-21-32	178-280-20-34	84-72-16-13	6-0-0-0

ALL-TIME RECORD AT THE ALL-STAR BREAK AND AT THE HALFWAY POINT

SEASON	DATE OF ALL-STAR GAME (HOST TEAM)	RECORD BEFORE	RECORD AFTER	1ST HALF OF SEASON	2ND HALF OF SEASON	OVERALL RECORD
1993-94	January 22 (NY Rangers)	19-17-8-0	14-17-9-0	17-17-8-0	16-17-9-0	33-34-17-0
1994-95	NO ALL-STAR GAME	--	--	9-12-3-0	11-10-3-0	20-22-6-0
1995-96	January 20 (Boston)	28-12-4-0	13-19-6-0	27-12-2-0	14-19-8-0	41-31-10-0
1996-97	January 18 (San Jose)	22-12-10-0	13-16-9-0	21-11-9-0	14-17-10-0	35-28-19-0
1997-98	January 18 (Vancouver)	15-23-10-0	9-20-5-0	15-20-6-0	9-23-9-0	24-43-15-0
1998-99	January 24 (Tampa Bay)	17-16-11-0	13-18-9-0	15-15-11-0	15-19-7-0	30-34-18-0
1999-00	February 6 (Toronto)	30-15-4-3	13-12-2-3	24-11-3-3	19-16-3-3	43-27-6-6
2000-01	February 4 (Colorado)	12-27-8-7	10-11-5-2	8-20-7-6	14-18-6-3	22-38-13-9
2001-02	February 2 (Los Angeles)	16-30-5-3	6-14-5-3	13-22-3-3	9-22-7-3	22-44-10-6
2002-03	February 2 (Florida)	15-19-10-8	9-17-3-1	12-12-9-8	12-24-4-1	24-36-13-9
2003-04	February 8 (Minnesota)	18-23-11-3	10-12-4-1	13-17-9-2	15-18-6-2	28-35-15-4
2005-06	February 14-27 (Olympics)	22-27-8	15-7-3	16-20-5	21-14-6	37-34-11
2006-07	January 24 (Dallas)	17-20-9	18-10-7	15-19-7	20-12-9	35-31-16
2007-08	January 27 (Atlanta)	22-24-5	16-11-4	19-19-3	19-16-6	38-35-9
2008-09	January 25 (Montreal)	21-17-8	20-13-3	19-16-6	22-14-5	41-30-11
2009-10	February 13-28 (Olympics)	24-27-10	8-10-3	16-18-7	16-19-6	32-37-13
2010-11	January 30 (Carolina)	22-22-5	8-18-7	19-20-2	11-20-0	30-40-12
2011-12	January 29 (Ottawa)	22-15-11	16-11-7	20-13-8	18-13-10	38-26-18
2012-13	NO ALL-STAR GAME	--	--	7-12-5	8-15-1	15-27-6
2013-14	February 8-26 (Olympics)	22-29-7	7-16-1	15-20-6	14-25-2	29-45-8
2014-15	January 25 (Columbus)	20-14-10	18-15-5	20-12-9	18-17-6	38-29-15
2015-16	January 31 (Nashville)	29-15-5	18-11-4	25-12-4	22-14-5	47-26-9
2016-17	January 29 (Los Angeles)	21-20-9	14-17-1	18-16-8	17-20-3	35-26-11
2017-18	January 28 (Tampa Bay)	19-22-6	25-8-2	17-18-6	27-12-2	44-30-8
2018-19	January 29 (San Jose)	20-20-8	16-12-6	17-17-7	19-15-7	36-32-14
2019-20	January 25 (St. Louis)	28-16-5	7-10-3	18-12-5	17-14-3	35-26-8
2020-21	NO ALL-STAR GAME	--	--	19-5-4	18-9-1	37-14-5
2021-22	February 5 (Las Vegas)	32-10-5	26-8-1	28-8-5	30-10-1	58-18-6
2022-23	February 4 (Florida)	24-22-6	18-10-2	18-19-4	24-13-4	42-32-8
TOTALS		534-509-81-132	346-326-57-68	464-455-70-115	472-455-72-96	989-920-142-220

ALL-TIME PANTHERS RECORD BY DAY OF THE WEEK

SEASON	SUNDAY	MONDAY	TUESDAY	WEDNESDAY	THURSDAY	FRIDAY	SATURDAY
1993-94	6-4-3-0	4-4-1-0	2-7-3-0	8-4-4-0	5-6-2-0	1-6-2-0	7-3-2-0
1994-95	4-2-1-0	2-2-0-0	1-5-1-0	4-4-1-0	4-1-2-0	0-4-0-0	5-4-1-0
1995-96	8-2-1-0	5-1-1-0	9-4-0-0	2-8-2-0	5-5-4-0	3-2-2-0	9-9-0-0
1996-97	5-4-3-0	2-4-1-0	3-3-4-0	6-8-1-0	7-2-4-0	4-1-3-0	8-6-3-0
1997-98	4-4-3-0	0-5-1-0	1-5-3-0	3-11-1-0	6-6-1-0	2-5-2-0	8-7-4-0
1998-99	2-1-1-0	3-4-1-0	0-2-2-0	9-11-3-0	4-2-2-0	4-3-4-0	8-11-5-0
1999-00	0-3-0-1	3-4-0-0	2-2-0-0	14-5-2-1	2-5-0-0	5-5-1-2	17-3-3-2
2000-01	1-0-1-0	3-5-1-1	2-2-1-0	5-8-5-4	1-2-0-0	5-9-4-4	5-12-1-0
2001-02	1-1-1-1	3-4-2-0	1-4-1-1	6-11-3-2	2-4-0-0	7-4-1-0	2-16-2-2
2002-03	1-1-1-0	3-4-2-2	1-4-0-1	7-8-3-1	3-4-1-3	4-3-2-1	5-12-4-1
2003-04	0-1-3-0	3-4-2-2	3-4-0-1	4-8-6-0	5-3-0-0	5-6-0-0	8-9-4-1
2005-06	4-0-0	3-6-2	6-2-3	5-4-3	6-6-1	8-5-0	5-11-2
2006-07	0-1-2	1-2-1	6-8-4	5-3-1	7-8-2	6-1-1	10-8-5
2007-08	3-3-1	2-1-0	6-3-2	5-6-2	8-5-3	8-4-0	6-13-1
2008-09	5-3-1	2-2-2	10-3-1	2-3-1	10-7-1	3-4-3	9-8-2
2009-10	3-2-0	3-3-4	3-5-0	5-6-2	4-6-2	6-5-1	8-10-4
2010-11	2-3-2	2-3-2	4-5-2	2-12-1	5-7-1	5-5-2	10-5-2
2011-12	5-3-3	5-0-2	8-4-3	2-2-1	4-7-5	2-7-4	12-3-0
2012-13	2-5-0	0-2-0	5-5-2	NA	5-6-2	0-1-1	3-8-1
2013-14	5-5-2	2-3-0	9-8-3	0-1-0	5-11-0	4-7-1	4-10-2
2014-15	5-4-2	1-6-0	7-7-3	1-1-0	12-4-3	5-1-1	7-6-6
2015-16	5-3-0	3-6-2	14-2-1	0-1-1	11-6-1	4-2-0	11-6-4
2016-17	2-3-1	3-2-2	4-8-2	2-2-2	5-10-3	6-4-1	11-7-0
2017-18	2-4-1	6-2-2	8-6-1	3-1-0	11-4-1	4-6-0	10-7-3
2018-19	4-4-0	6-1-0	4-8-3	1-2-0	6-9-3	5-4-0	9-4-8
2019-20	6-2-0	6-3-0	6-5-1	2-1-0	4-7-3	1-0-2	10-8-2
2020-21	4-3-0	6-1-1	8-2-0	1-1-0	6-4-3	2-0-0	10-3-0
2021-22	3-4-1	3-1-0	12-6-1	4-0-0	14-3-2	8-2-0	14-2-2
2022-23	1-4-0	6-4-2	7-6-2	4-1-0	11-7-0	2-4-1	11-6-3
TOTALS	88-76-18-18	88-83-12-25	137-134-15-36	112-132-31-21	167-151-16-38	115-108-21-25	231-211-29-49

ALL-TIME PANTHERS RECORD BY CONFERENCE

SEASON	EASTERN	WESTERN	OVERALL
1993-94	24-23-11-0	9-11-6-0	33-34-17-0
1994-95	20-22-6-0	NA	20-22-6-0
1995-96	29-22-5-0	12-9-5-0	41-31-10-0
1996-97	23-20-13-0	12-8-6-0	35-28-19-0
1997-98	22-26-8-0	2-17-7-0	24-43-15-0
1998-99	22-25-11-0	8-9-7-0	30-34-18-0
1999-00	31-20-3-5	12-7-3-1	43-27-6-6
2000-01	16-32-7-5	6-6-6-4	22-38-13-9
2001-02	16-32-7-4	6-12-3-1	22-44-10-6
2002-03	20-24-9-7	4-12-4-2	24-36-13-9
2003-04	24-25-12-3	4-10-3-1	28-35-15-4
2005-06	33-29-10	4-5-1	37-34-11
2006-07	33-26-13	2-5-3	35-31-16
2007-08	34-32-6	4-3-3	38-35-9
2008-09	33-21-10	8-9-1	41-30-11
2009-10	25-30-9	7-7-4	32-37-13
2010-11	23-31-10	7-9-2	30-40-12
2011-12	33-19-12	5-7-6	38-26-18
2012-13	15-27-6	NA	15-27-6
2013-14	20-30-4	9-15-4	29-45-8
2014-15	27-19-8	11-10-7	38-29-15
2015-16	35-13-6	12-13-3	47-26-9
2016-17	22-25-7	13-11-4	35-36-11
2017-18	29-16-7	15-14-1	44-30-8
2018-19	23-19-10	13-13-4	36-32-14
2019-20	20-17-5	15-9-3	35-26-8
2020-21	NA	NA	37-14-5
2021-22	37-10-3	21-8-3	58-18-6
2022-23	29-17-4	13-15-4	42-32-8
TOTALS	718-652-97-155	224-254-50-63	989-920-142-220

SEASON BY SEASON STREAKS

SEASON	LONGEST WIN STREAK	LONGEST LOSING STREAK	LONGEST UNBEATEN/POINT	LONGEST WINLESS
1993-94	4 Games (1/15 - 1/24)	5 Games (2/24 - 3/4)	9 Games (1/8 - 1/30)	8 Games (3/28 - 4/12)
1994-95	3 Games (three times)	4 Games (2/17 - 2/23)	3 Games (six times)	4 Games (three times)
1995-96	7 Games (11/2 - 11/14)	5 Games (3/2 - 3/11)	8 Games (11/2 - 11/16)	9 Games (2/24 - 3/13)
1996-97	4 Games (twice)	4 Games (3/1 - 3/9)	12 Games (10/5 - 10/30)	6 Games (twice)
1997-98	3 Games (three times)	13 Games (2/7 - 3/23)	6 Games (12/26 - 1/4)	15 Games (2/1 - 3/23)
1998-99	3 Games (4/12 - 4/17)	7 Games (3/31 - 4/10)	5 Games (1/5 - 1/13)	8 Games (3/28 - 4/10)
1999-00	5 Games (1/8 - 1/17)	3 Games (2/19 - 2/23)	5 Games (1/8 - 1/17)	3 Games (twice)
2000-01	4 Games (2/10 - 2/19)	6 Games (2/21 - 3/2)	4 Games (twice)	9 Games (2/21 - 3/9)
2001-02	2 Games (3 times)	7 Games (2/9 - 3/5)	4 Games (3/8 - 3/15)	7 Games (2/9 - 3/5)
2002-03	3 Games (2/18 - 2/22)	5 Games (twice)	4 Games (3 times)	8 Games (11/11 - 11/24)
2003-04	3 Games (twice)	5 Games (3/19 - 3/27)	5 Games (2/18 - 2/25)	6 Games (11/26 - 12/10)
2005-06	7 Games (3/17 - 3/29)	10 Games (11/1 - 11/23)	7 Games (3/17 - 3/29)	10 Games (11/1 - 11/23)
2006-07	4 Games (2/24 - 3/3)	6 Games (11/22 - 12/2)	4 Games (2/24 - 3/3)	6 Games (11/22 - 12/2)
2007-08	7 Games (3/2 - 3/16)	4 Games (11/7 - 11/13)	7 Games (3/2 - 3/16)	4 Games (11/7 - 11/13)
2008-09	3 Games (four times)	6 Games (10/25 - 11/8)	3 Games (four times)	6 Games (10/25 - 11/8)
2009-10	3 Games (five times)	7 Games (2/1 - 3/2)	3 Games (five times)	7 Games (2/1 - 3/2)
2010-11	3 Games (two times)	10 Games (3/19 - 4/8)	3 Games (two times)	10 Games (3/19 - 4/8)
2011-12	5 Games (3/11 - 3/20)	5 Games (3/29 - 4/5)	5 Games (3/11 - 3/20)	5 Games (3/29 - 4/5)
2012-13	3 Games (3/28 - 4/2)	6 Games (twice)	3 Games (3/28 - 4/2)	6 Games (twice)
2013-14	5 Games (12/10-12/19)	9 Games (10/22-11/10)	5 Games (12/10-12/19)	9 Games (10/22-11/10)
2014-15	3 Games (twice)	2 Games (nine times)	7 games (10/17-11/4)	5 games (1/13-1/27)
2015-16	12 Games (12/15-1/10)	3 Games (1/13-1/18)	13 games (12/15-1/11)	5 Games (10/30-11/7)
2016-17	5 games (2/11/17-2/20/17)	6 games (3/27/17 - 4/6/17)	5 games (2/11/17-2/20/17)	5 games (2/11/17-2/20/17)
2017-18	6 games (2/22/18-3/4/18)	3 games (twice)	9 games (2/22/18-3/10/18)	5 games (10/28/17-11/7/17)
2018-19	5 Games (11/2/18 - 11/13/18)	3 games (3 times)	5 Games (twice)	7 Games (1/3/19 - 1/15/19)
2019-20	6 Games (1/19/19-1/21/20)	3 Games (3 times)	8 Games (10/11/19-10/27/20)	4 Games (Twice)
2020-21	6 Games (two times)	3 Games (two times)	8 Games (1/17-2/5/21)	2 Games (2/27 - 3/1/21)
2021-22	13 Games (3/29/22-4/23/22)	3 Games (twice)	13 Games (3/29/22-4/23/22)	4 Games (11/8/21-11/13/21)
2022-23	6 Games (3/29/23-4/8/23)	4 Games (10/17/22-11/1/22)	7 Games (two times)	4 Games (3/21/23-3/27/23)



POWER PLAY

SEASON	GAMES	ADV	PPGF	PCT.	RANK
1993-94	84	409	65	15.9	21/26
1994-95	48	222	29	13.1	24/26
1995-96	82	468	81	17.3	16/26
1996-97	82	352	50	14.2	21/26
1997-98	82	409	55	13.4	17/26
1998-99	82	380	51	13.4	22/27
1999-00	82	338	58	17.2	8/28
2000-01	82	353	46	13.0	27/30
2001-02	82	341	50	14.7	T-19/30
2002-03	82	347	49	14.1	24/30
2003-04	82	310	52	16.8	12/30
2005-06	82	411	63	15.3	24/30
2006-07	82	337	61	18.1	12/30
2007-08	82	313	60	19.2	6/30
2008-09	82	308	51	16.6	24/30
2009-10	82	309	44	14.2	29/30
2010-11	82	267	35	13.1	30/30
2011-12	82	286	53	18.5	T-7/30
2012-13	48	142	29	20.4	6/30
2013-14	82	269	27	10.0	30/30
2014-15	82	246	40	16.3	24/30
2015-16	82	278	47	16.9	23/30
2016-17	82	265	45	17.0	T-23/30
2017-18	82	249	20	18.9	21/31
2018-19	82	269	72	26.8	2/31
2019-20	69	211	45	21.3	T-10/31
2020-21	56	190	39	20.5	15/31
2021-22	82	262	64	24.4	T-5/32
2022-23	82	276	63	22.8	10/32

PENALTY KILL

SEASON	GAMES	TSH	PPGA	PCT.	RANK
1993-94	84	396	69	82.6	T-8/26
1994-95	48	191	32	83.2	12/26
1995-96	82	370	63	83.0	T-9/26
1996-97	82	346	50	85.5	7/26
1997-98	82	403	82	79.7	26/26
1998-99	82	370	67	81.9	22/27
1999-00	82	323	47	85.4	10/28
2000-01	82	398	64	83.9	T-14/30
2001-02	82	393	76	80.7	29/30
2002-03	82	356	66	81.5	26/30
2003-04	82	374	51	86.4	2/30
2005-06	82	514	91	82.3	14/30
2006-07	82	443	78	82.4	16/30
2007-08	82	374	66	82.4	16/30
2008-09	82	311	54	82.6	9/30
2009-10	82	287	59	79.4	23/30
2010-11	82	267	41	84.6	6/30
2011-12	82	239	49	79.5	25/30
2012-13	48	151	39	74.2	30/30
2013-14	82	262	63	76.0	30/30
2014-15	82	250	50	80	24/30
2015-16	82	268	55	79.5	24/30
2016-17	82	245	36	85.3	2/30
2017-18	82	227	45	80.2	16/31
2018-19	82	230	43	81.3	10/31
2019-20	69	186	40	78.5	20/31
2020-21	56	168	34	79.8	T-17/31
2021-22	82	259	53	79.5	16/32
2022-23	82	291	70	76.0	23/32



PENALTY MINUTES

SEASON	GAMES	MINUTES	AVG.	RANK
1993-94	84	1620	19.3	6/26
1994-95	48	770	16.0	T-5/26
1995-96	82	1494	18.2	5/26
1996-97	82	1628	19.9	17/26
1997-98	82	1676	20.4	17/26
1998-99	82	1522	18.6	23/27
1999-00	82	1329	16.2	23/28
2000-01	82	1509	18.4	28/30
2001-02	82	1994	24.3	30/30
2002-03	82	1127	13.7	10/30
2003-04	82	1192	14.5	12/30
2005-06	82	1255	15.6	14/30
2006-07	82	1181	14.4	15/30
2007-08	82	1002	12.5	7/30
2008-09	82	900	11.0	4/30
2009-10	82	977	11.9	T-14/30
2010-11	82	716	8.7	1/30
2011-12	82	792	9.7	8/30
2012-13	48	541	11.3	17/30
2013-14	82	848	10.3	T-12/30
2014-15	82	733	8.9	T- 9/30
2015-16	82	849	10.21	21/30
2016-17	82	813	9.54	10/30
2017-18	82	899	10.57	3/31
2018-19	82	688	8:23	14/31
2019-20	69	500	7:14	26/31
2020-21	56	568	10:08	2/31
2021-22	82	832	10.15	6/32
2022-23	82	998	12:10	2/32

SHORT-HANDED GOALS

SEASON	GAMES	FOR (Rank)	AGAINST (Rank)
1993-94	84	8 (T-17/26)	15 (22/26)
1994-95	48	1 (T-24/26)	6 (T-14/26)
1995-96	82	11 (T-12/26)	12 (T-14/26)
1996-97	82	5 (T-23/26)	17 (25/26)
1997-98	82	12 (T-7/26)	16 (T-23/26)
1998-99	82	12 (T-3/27)	11 (T-23/27)
1999-00	82	2 (27/28)	8 (T-14/28)
2000-01	82	8 (T-17/30)	13 (T-26/30)
2001-02	82	8 (T-10/30)	7 (T-12/30)
2002-03	82	7 (T-19/30)	9 (T-20/30)
2003-04	82	7 (T-14/30)	12 (25/30)
2005-06	82	5 (T-27/30)	12 (T-19/30)
2006-07	82	5 (T-24/30)	6 (T-6/30)
2007-08	82	4 (T-24/30)	3 (T-1/30)
2008-09	82	7 (T-16/30)	9 (T-20/30)
2009-10	82	7 (10/30)	8 (22/30)
2010-11	82	4 (26/30)	5 (7/30)
2011-12	82	4 (22/30)	6 (T-15/30)
2012-13	48	4 (T-8/30)	1 (T-3/30)
2013-14	82	8 (T-13/30)	6 (T-7/30)
2014-15	82	1 (30/30)	6 (T-5/30)
2015-16	82	5 (T-11/30)	5 (T-18/30)
2016-17	82	8 (T-8/30)	8 (T-6/30)
2017-18	82	10 (T-3/31)	5 (T-20/31)
2018-19	82	3 (T-31/31)	13 (T-3/31)
2019-20	69	4 (27/31)	5 (T-19/31)
2020-21	56	4 (T-13/31)	4 (T-12/31)
2021-22	82	12 (2/32)	8 (T-6/32)
2022-23	82	6 (T-21/32)	9 (T-8/32)



PANTHERS CAREER GOALTENDING

PLAYER	GP	W	L	T	OTL	SA	SAVES	GA	SV%	GAA	SO
Roberto Luongo	572	230	241	32	41	17,501	16,086	1,415	0.919	2.62	38
John Vanbiesbrouck	268	106	108	43	0	7,605	6,939	666	0.912	2.58	13
Sergei Bobrovsky	185	105	54	--	14	5,472	4,951	521	0.905	2.97	5
Tomas Vokoun	248	101	108	0	30	7,902	7,290	612	0.923	2.57	23
James Reimer	123	53	42	0	16	3,524	3,213	311	0.912	2.85	7
Mark Fitzpatrick	119	43	42	22	0	3,051	2,756	295	0.903	2.71	4
Scott Clemmensen	120	40	39	0	18	3,149	2,849	300	0.905	2.88	3
Spencer Knight	57	32	17	--	6	1,602	1,451	151	0.906	2.91	3
Trevor Kidd	103	28	50	13	0	2,883	2,594	289	0.9	3.09	3
Ed Belfour	58	27	17	0	10	1,550	1,398	152	0.902	2.77	1
Jose Theodore	68	26	22	0	14	1,893	1,726	167	0.912	2.63	3
Craig Anderson	53	24	14	0	7	1,628	1,511	117	0.928	2.52	5
Sean Burke	66	23	29	14	0	1,832	1,663	169	0.908	2.65	3
Chris Driedger	35	21	8	0	4	994	925	69	0.931	2.07	4
Mike Vernon	34	18	13	2	0	1,020	937	83	0.919	2.47	1
Al Montoya	45	18	14	0	5	1,061	963	98	0.908	2.53	0
Tim Thomas	40	16	20	0	3	1,206	1,096	110	0.909	2.87	0
Kirk McLean	37	13	12	5	0	934	839	95	0.898	2.85	2
Jacob Markstrom	43	11	25	0	5	1,206	1,083	123	0.898	3.21	0
Alex Lyon	15	9	4	--	2	488	446	43	0.898	2.89	1
Sam Montembeault	25	9	8	0	3	638	569	69	0.892	3.2	0
Mikhail Shtalenkov	15	8	4	2	0	369	335	34	0.908	2.31	0
Alex Auld	27	7	13	0	5	729	647	82	0.888	3.35	1
Dan Ellis	14	4	8	0	1	386	340	46	0.881	3.35	1
Jani Hurme	28	4	11	6	0	707	641	66	0.907	2.88	1
Harri Sateri	9	4	4	0	0	271	247	24	0.911	2.92	0
Steve Shields	16	3	6	1	0	346	304	42	0.879	3.44	0
Jamie McLennan	17	2	4	0	2	360	326	34	0.906	3.01	0
Wade Flaherty	4	2	1	1	0	148	136	12	0.919	2.94	0
Michael Hutchinson	4	1	1	0	2	87	73	14	0.839	4.17	0
Richard Shulmistra	1	1	0	0	0	21	20	1	0.952	1	0
Antti Niemi	2	0	1	0	0	39	34	5	0.872	5.11	0
Eldon Reddick	2	0	1	0	0	45	37	8	0.822	6	0
Kevin Weekes	11	0	5	1	0	247	215	32	0.87	3.96	0
Reto Berra	7	0	5	0	0	145	127	18	0.876	3.45	0
Alexander Salak	2	0	1	0	0	40	34	6	0.85	5.41	0
Brian Foster	1	0	0	0	0	1	1	0	1	0	0
Jonas Johansson	2	0	2	--	0	64	49	15	.766	7.74	0



PANTHERS CAREER SCORING

PLAYER	GP	G	A	PTS	PIM	PLAYER	GP	G	A	PTS	PIM
Aleksander Barkov	664	243	388	631	124	Juraj Kolnik	204	40	46	86	72
Jonathan Huberdeau	671	198	415	613	341	Gregory Campbell	363	29	56	85	312
Olli Jokinen	567	188	231	419	597	Martin Gelas	164	31	54	85	116
Stephen Weiss	654	145	249	394	313	Mark Parrish	154	50	31	81	64
Scott Mellanby	552	157	197	354	953	Niklas Hagman	263	30	50	80	52
Aaron Ekblad	625	111	218	329	402	Mike Hough	259	27	52	79	185
Nathan Horton	422	142	153	295	382	Tomas Kopecky	240	31	48	79	106
Viktor Kozlov	414	101	190	291	118	Colton Sceviour	284	31	48	79	70
Robert Svehla	573	61	229	290	603	Anton Lundell	138	30	47	77	61
Vincent Trocheck	420	111	171	282	258	Eetu Luostarinen	204	29	48	77	52
Radek Dvorak	613	113	155	268	216	Brad Boyes	156	35	39	74	48
Rob Niedermayer	518	101	165	266	435	Chris Gratton	157	30	44	74	198
Pavel Bure	223	152	99	251	134	Ivan Novoseltsev	217	29	44	73	106
Keith Yandle	371	30	201	231	182	Paul Laus	530	14	58	72	1,702
Ray Whitney	273	97	130	227	109	Sean Bergenheim	163	41	29	70	122
Jay Bouwmeester	471	53	150	203	329	Marcel Goc	161	31	38	69	49
Evgenii Dadonov	280	91	111	202	42	Gary Roberts	108	27	42	69	122
Nick Bjugstad	394	87	104	191	176	Bryan Allen	284	14	53	67	341
Brian Campbell	376	28	147	175	86	Bret Hedican	202	17	48	65	169
David Booth	309	87	80	167	127	Kris Versteeg	99	27	38	65	66
Bill Lindsay	506	67	98	165	609	Joe Nieuwendyk	80	31	33	64	50
Carter Verhaeghe	202	84	80	164	125	Keith Ballard	164	14	48	62	160
Sam Reinhart	160	64	85	149	25	Patric Hornqvist	131	26	37	63	71
Tomas Fleischmann	262	54	91	145	72	Brandon Pirri	122	40	22	62	46
Gord Murphy	410	42	100	142	238	Mark Pysyk	292	17	45	62	76
Dmitry Kulikov	460	28	110	138	300	Scottie Upshall	192	29	33	62	155
Rostislav Olesz	349	57	75	132	112	Dave Gagner	114	24	38	62	94
Jussi Jokinen	231	37	95	132	115	Kamil Kreps	232	18	42	60	71
Jaromir Jagr	181	49	81	130	110	Denis Malgin	184	28	32	60	40
Jozef Stumpel	199	45	84	129	58	Richard Zednik	124	32	27	59	89
Mike Hoffman	151	65	64	129	58	Jason Garrison	190	23	36	59	81
Kristian Huselius	257	58	69	127	62	Mason Marchment	87	20	37	57	71
Frank Vatrano	271	73	53	126	122	Brett McLean	147	21	35	56	63
Marcus Nilson	327	48	78	126	193	Sandis Ozolinsh	88	17	38	55	64
Tom Fitzgerald	353	54	67	121	281	Mike Santorelli	166	31	24	55	40
Johan Garpenlov	265	47	74	121	133	Ruslan Salei	147	9	46	55	177
Ray Sheppard	190	61	60	121	33	Derek MacKenzie	304	20	34	54	162
Stu Barnes	191	49	72	121	94	Jaroslav Spacek	157	15	39	54	89
MacKenzie Weegar	306	27	94	121	259	Andreï Lomakin	107	20	34	54	32
Michael Frolik	213	50	67	117	81	Jared McCann	143	18	35	53	52
Jesse Belanger	180	49	68	117	44	Jimmy Hayes	125	30	23	53	38
Brandon Montour	173	29	86	114	171	Jonathan Marchessault	75	30	21	51	38
Dave Lowry	272	50	60	110	178	Oleg Kvasha	146	17	33	50	79
Matthew Tkachuk	79	40	69	109	123	Alexander Petrovic	254	5	44	49	358
Cory Stillman	165	39	70	109	79	Steve Reinprecht	111	20	28	48	24
Mike Van Ryn	257	25	80	105	220	Jason Woolley	89	10	37	47	52
Sam Bennett	144	50	54	104	161	Kirk Muller	162	13	34	47	107
Bryan McCabe	199	28	76	104	152	Noel Acciari	127	27	19	46	41
Ed Jovanovski	362	33	69	102	619	Terry Carkner	279	6	40	46	293
Jody Hull	281	56	44	100	49	Radko Gudas	203	7	37	44	224
Anthony Duclair	137	43	56	99	50	Mike Weaver	246	3	41	44	79
Brian Skrudland	256	32	67	99	401	Erik Gudbranson	309	11	32	43	346
Shawn Matthias	312	48	49	97	109	Ryan Lomberg	171	23	19	42	247
Gustav Forsling	196	28	67	95	66	Mike Sillinger	68	17	25	42	60
Mike Matheson	299	33	58	91	157	Peter Worrell	342	16	26	42	1,375
Valeri Bure	132	33	56	89	42	Dan Boyle	129	10	29	39	50
Ville Peltonen	207	34	54	88	79	Bob Kudelski	83	20	19	39	12
Reilly Smith	162	40	47	87	48						

CAREER SCORING



PLAYER	GP	G	A	PTS	PIM	PLAYER	GP	G	A	PTS	PIM
Brian Benning	97	7	31	38	125	Filip Kuba	62	2	15	17	26
David Nemirovsky	91	16	22	38	42	Peter Mueller	43	8	9	17	18
Steve Montador	196	10	28	38	260	Dominic Moore	48	8	9	17	35
Mikael Samuelsson	85	16	21	37	49	Branislav Mezei	174	4	13	17	246
Jamie McGinn	95	17	19	36	39	Connor Brickley	67	5	12	17	33
Martin Straka	67	9	26	35	18	Keaton Ellerby	125	2	15	17	70
Brett Connolly	69	19	14	33	26	Quinton Howden	92	10	7	17	30
Len Barrie	76	9	24	33	141	Lyle Odelein	82	4	12	16	88
Dennis Wideman	61	9	24	33	33	Vinny Prospal	34	4	12	16	10
Owen Tippett	94	14	19	33	16	Greg Hawgood	33	2	14	16	9
Marty Reasoner	82	14	18	32	22	Cameron Stewart	65	9	7	16	30
Jason Wiemer	70	11	20	31	178	Josh Mahura	82	4	12	16	48
Matt Cullen	86	12	19	31	46	Steve Bernier	68	5	10	15	21
Ryan Johnson	164	8	22	30	50	Brian Boyle	39	6	9	15	17
Alex Wennberg	56	17	12	29	8	Willie Mitchell	112	4	11	15	43
Steve Washburn	81	14	15	29	40	Jayce Hawryluk	57	8	7	15	24
Per Gustafsson	58	7	22	29	22	Dryden Hunt	63	3	12	15	34
Eric Staal	72	14	15	29	26	Colin White	68	8	7	15	12
Anton Stralman	107	8	20	28	22	Marc Staal	82	3	12	15	42
Brad Ference	167	4	24	28	432	Sergei Samsonov	20	3	11	14	2
Jason Demers	81	9	19	28	53	Shawn Thornton	146	4	10	14	197
Tom Gilbert	73	3	25	28	18	Radim Vrbata	42	5	9	14	16
Dave Bolland	78	7	21	28	64	Lance Pitlick	165	5	8	13	98
Rhett Warrenner	217	4	23	27	297	Brent Severyn	76	5	8	13	193
Nick Cousins	79	9	16	27	38	Donald Audette	28	6	7	13	22
Byron Ritchie	111	10	15	25	137	Ivan Majesky	82	4	8	12	92
Chris Wells	141	7	18	25	134	Micheal Haley	99	4	8	12	242
Denis Shvidki	76	11	14	25	30	Serge Payer	114	7	5	12	47
Jack Skille	99	8	16	24	43	Anthony Stewart	105	4	8	12	38
Dino Ciccarelli	42	11	12	23	55	Keith Brown	64	4	8	12	62
Claude Giroux	18	3	20	23	6	Scott Gomez	46	2	10	12	24
Chris Higgins	48	11	12	23	10	Juho Lammikko	84	4	7	11	16
Lukas Krajicek	90	3	20	23	62	Lance Ward	134	4	7	11	254
Jassen Cullimore	133	5	18	23	75	Jeff Norton	51	0	11	11	28
Greg Adams	60	11	12	23	10	Igor Larionov	26	5	6	11	10
Dennis Seidenberg	62	2	21	23	33	Eric Beaudoin	53	3	8	11	41
Mathieu Biron	91	4	18	22	65	Markus Nutivaara	31	0	11	11	12
Geoff Smith	137	6	16	22	82	Teddy Purcell	15	3	8	11	2
Joel Kwiatkowski	114	9	13	22	106	Scott Levins	29	5	6	11	69
Nick Boynton	68	5	16	21	91	Joe Cirella	83	1	10	11	120
Dylan Olsen	96	5	16	21	30	Jiri Hudler	19	6	5	11	10
Mike Wilson	83	4	17	21	60	Todd Simpson	107	2	9	11	276
Kevyn Adams	56	7	14	21	30	Dominic Toninato	46	4	7	11	37
Anders Eriksson	60	0	21	21	28	Joe Thornton	34	5	5	10	10
Troy Brouwer	75	12	9	21	47	Thomas Vanek	20	2	8	10	6
Drew Shore	67	8	12	20	22	Josh Brown	93	4	6	10	67
Michal Repik	72	9	11	20	36	Magnus Johansson	27	0	10	10	14
Jaroslav Bednar	65	6	14	20	18	Riley Sheahan	33	2	8	10	4
Sean Hill	78	2	18	20	80	Alexander Godnyuk	26	0	10	10	35
Pavel Trnka	89	3	16	19	75	Esa Tikkanen	28	1	8	9	16
Andreas Lilja	135	7	12	19	146	Darcy Hordichuk	124	4	5	9	249
Henrik Borgstrom	58	9	10	19	6	Krys Barch	96	2	7	9	190 Alex
Karlis Skrastins	97	5	14	19	42	Hicks	59	1	8	9	62
Maxim Mamin	73	10	8	18	25	Mike Foligno	39	4	5	9	49
Jesse Winchester	52	9	9	18	38	Lucas Carlsson	40	3	6	9	10
Magnus Svensson	46	4	14	18	31						
Cory Murphy	54	2	16	18	24						
Jon Sim	33	10	8	18	26						
Jordan Leopold	61	7	11	18	22						

CAREER SCORING



PLAYER	GP	G	A	PTS	PIM	Drew Larmann	22	2	1	3	4
TJ Brennan	19	2	7	9	2						
Wojtek Wolski	22	4	5	9	0	PLAYER	GP	G	A	PTS	PIM
Nick Tarnasky	65	2	7	9	118	Jackman	22	2	1	3	16
Matt Bradley	45	3	5	8	31	Paul Thompson	21	0	3	3	22
Ben Chiarot	20	2	6	8	6	John Madden	31	3	0	3	4
Stephane Matteau	52	4	4	8	27	Brett Harkins	8	0	3	3	6
Bogdan Kiselevich	32	0	8	8	12	Gilbert Dionne	5	1	2	3	0
Pierre Dagenais	35	7	1	8	8	Noah Welch	29	2	1	3	20
Randy Gilhen	20	4	4	8	16	John Jakopin	82	1	2	3	92
Bill Thomas	31	5	3	8	6	Gaetan Duchesne	13	1	2	3	0
Evgeny Davydov	21	2	6	8	8	Brad Smyth	15	2	1	3	6
Steven Kampfer	73	2	6	8	42	Shane Harper	14	2	1	3	18
Greg McKegg	46	5	3	8	13	Randy Moller	17	0	3	3	16
Ian McCoshen	60	4	3	7	33	Erik Haula	7	0	2	2	2
Michael Sgarbossa	29	2	5	7	9	Yan Golubovskiy	6	0	2	2	2
Niclas Bergfors	20	1	6	7	2	Jeff Taffe	21	1	1	2	4
Darren Van Impe	36	1	6	7	31	George Parros	39	1	1	2	57
Alexei Semenov	39	1	6	7	49	Patrick Lebeau	4	1	1	2	4
Todd Bertuzzi	7	1	6	7	13	Jason Podollan	19	1	1	2	4
Corban Knight	20	2	5	7	4	Dallas Eakins	41	0	2	2	79
Tyson Strachan	53	1	6	7	45	Rob Globke	46	1	1	2	8
Dmitry Yushkevich	23	1	6	7	14	Peter Andersson	8	1	1	2	0
Logan Shaw	53	5	2	7	13	Peter Ratchuk	32	1	1	2	10
Vaclav Nedorost	32	4	3	7	12	Tanner Glass	44	1	1	2	46
Grigori Denisenko	26	0	7	7	7	Lucas Wallmark	11	1	1	2	0
Rocco Grimaldi	27	4	2	6	6	Matt Gilroy	16	1	1	2	6
Alexsi Heponiemi	25	2	4	6	6	Ryan Jardine	8	0	2	2	2
Matt Kiersted	37	2	4	6	10	Brad Norton	22	0	2	2	45
Jakub Kindl	58	0	6	6	32	Byron Bitz	7	1	1	2	2
Jerred Smithson	51	2	4	6	14	Kevin Connauton	20	0	1	1	9
Igor Ulanov	70	1	5	6	50	Shane O'Brien	9	0	1	1	5
Victor Oreskovich	50	2	4	6	26	Mikhail Yakubov	13	0	1	1	4
Nikita Gusev	11	2	3	5	2	Jacob MacDonald	2	1	0	1	0
Joey Tetarenko	69	4	1	5	171	Jeff Greenlaw	4	0	1	1	2
Riley Stillman	43	0	5	5	30	Jamie Leach	2	1	0	1	0
Seth Griffith	21	0	5	5	8	Andrei Podkonicky	6	1	0	1	2
Clay Wilson	17	3	2	5	6	Mike Green	11	0	1	1	2
Marco Sturm	42	3	2	5	23	Josh Olson	5	1	0	1	0
Alex Kovalev	14	2	3	5	6	Robert Hagg	16	0	1	1	10
Jeff Toms	8	2	2	4	4	Petteri Lindbohm	9	0	1	1	5
Christian Berglund	10	3	1	4	10	Steve Eminger	9	1	0	1	6
Ville Koistinen	17	1	3	4	8	Greg Rallo	11	1	0	1	2
Alexsi Saarela	9	2	2	4	0	Bobby Butler	2	0	1	1	2
Derick Brassard	10	1	3	4	2	Stephane Richer	3	0	1	1	2
Rudolfs Balcers	14	2	2	4	4	Steve MacIntyre	18	0	1	1	17
Zac Dalpe	15	2	2	4	2	David Brine	9	0	1	1	4
Givani Smith	34	1	3	4	72	Greg Smyth	12	1	0	1	37
Colby Robak	42	0	3	3	25	Joey Crabb	9	0	1	1	7
Kyle Rau	33	2	1	3	6	Eric Cairns	23	0	1	1	37
Chris Tierney	13	2	1	3	2	Jeff Ware	6	0	1	1	6
Janis Sprukts	14	1	2	3	2	Henrik Haapala	5	0	1	1	0
Kenndal McArdle	33	1	2	3	47	Igor Kravchuk	7	0	1	1	4
Tim Kennedy	33	1	2	3	4	Eric Selleck	2	0	1	1	17
Eric Messier	21	0	3	3	16	Patrick Rissmiller	9	0	1	1	0
Craig MacDonald	34	0	3	3	25	Joe Callahan	27	0	1	1	12
Ryan Carter	19	2	1	3	28	Scott Timmins	24	1	0	1	12

CAREER SCORING



PLAYER	GP	G	A	PTS	PIM
Lee Goren	2	0	1	1	0
Dylan McIlrath	5	1	0	1	10
Martin Lojek	5	0	1	1	0
Gregory Jacina	14	0	1	1	6
Kamil Piroš	3	1	0	1	0
Mark Cullen	6	0	1	1	2
Alexander Sulzer	9	0	1	1	0
Craig Ferguson	6	0	0	0	0
Hugh Jessiman	2	0	0	0	5
David Emma	6	0	0	0	0
Paul Brousseau	1	0	0	0	0
Ty Jones	6	0	0	0	7
Dwayne Hay	15	0	0	0	2
Jeff Daniels	10	0	0	0	0
Jim Campbell	1	0	0	0	0
Mike Mottau	8	0	0	0	4
Chris Allen	2	0	0	0	2
Wade Belak	32	0	0	0	37
Alexander Karpovtsev	6	0	0	0	4
Vinnie Hinostroza	9	0	0	0	0
Noah Juulsen	4	0	0	0	0
Dave Duerden	2	0	0	0	0
Stefan Meyer	4	0	0	0	0
Viacheslav Butsayev	1	0	0	0	2
Anthony Greco	1	0	0	0	0
Curtis Valk	1	0	0	0	0
Matthew Herr	3	0	0	0	0
Herbert Vasiljevs	5	0	0	0	2
Eric Boguniecki	4	0	0	0	2
Jon Matsumoto	1	0	0	0	0
Brent Regner	7	0	0	0	4
Mike Duco	12	0	0	0	60
Chase Balisy	8	0	0	0	0
Jonathan Racine	1	0	0	0	2
Rocky Thompson	10	0	0	0	31
Jonathan Rheault	5	0	0	0	0
Ryan Whitney	7	0	0	0	6
Garrett Wilson	34	0	0	0	24
Craig Martin	1	0	0	0	5
Mike Casselman	3	0	0	0	0
Kristian Kudroc	2	0	0	0	2
Michael Caruso	2	0	0	0	0
Craig Fisher	4	0	0	0	0
David Tomlinson	5	0	0	0	0
Douglas Barrault	2	0	0	0	0
Kyle Rossiter	9	0	0	0	9
John McFarland	3	0	0	0	0
Jamie Rivers	1	0	0	0	2
Bracken Kearns	5	0	0	0	10
Nick Smith	15	0	0	0	0
Chris Wideman	1	0	0	0	2
Petr Taticek	3	0	0	0	0
Brady Keeper	2	0	0	0	0
Nolan Yonkman	8	0	0	0	11
Grant McNeill	3	0	0	0	5
Jamie Linden	4	0	0	0	17
Garth Murray	6	0	0	0	19
David Morisset	4	0	0	0	5
Jamie Allison	7	0	0	0	11
Cole Schwindt	3	0	0	0	0
Chase Priskie	4	0	0	0	2
Olli Juolevi	10	0	0	0	2
Casey Fitzgerald	4	0	0	0	0
Anton Levtschi	2	0	0	0	0



MOST

GOALS – 7 – (1st per.) vs. Montreal (3/16/23)
GOALS AGAINST – 6 – (3X) Last: (3rd per.) at Carolina (1/11/07)
GOALS BOTH TEAMS – 10 – (1st per.) vs. Montreal (3/16/23)
PENALTY MINUTES – 120 – (3rd per.) vs. Philadelphia (10/13/01)
PENALTY MINUTES BY OPPONENT – 89 – (3rd per.) at Pittsburgh (2/6/03)
PENALTY MINUTES BY BOTH TEAMS – 196 – (3rd per.) vs. Philadelphia (10/13/01)
SHOTS ON GOAL AT HOME – 29 – (2nd per.) vs. Dallas (2/22/21)
SHOTS ON GOAL ON ROAD – 24 – (3rd per.) at Colorado (3/3/16)
SHOTS AGAINST AT HOME – 28 – (1st per.) vs. NY Islanders (3/17/04)
SHOTS AGAINST ON ROAD – 29 – (2X) Last: (3rd per.) at San Jose (3/18/14)
POWER-PLAY GOALS – 4 – (2x) Last: (2nd per.) vs. Montreal (1/19/23)
POWER-PLAY GOALS AGAINST – 3 – (2X) Last: (3rd per.) at Montreal (3/9/98)
SHORT-HANDED GOALS – 2 – (4X) Last: (3rd per.) vs. San Jose (2/9/23)
SHORT-HANDED GOALS AGAINST – 2 – (5X) Last: (2nd per.) at Pittsburgh (1/18/19)

FEWEST

SHOTS ON GOAL – 0 – (6X) Last: (3rd.) vs. Washington (3/17/09)
SHOTS ON GOAL AGAINST – 0 – (2X) (2nd per.) at Edmonton (10/20/01) and (1st per.) vs. Los Angeles (10/28/97)

FASTEST

OPENING GOAL – :10 – (2X) Aleksander Barkov at Montreal (4/5/16), Johan Garpenlov at Colorado (10/17/96)
OPENING GOAL AGAINST – :10 – Mike Knuble vs. Boston (2/14/03)
OPENING GOAL, HOME – :12 – Aleksander Barkov vs. Vegas (2/2/19)
OPENING GOAL AGAINST, HOME – :10 – Mike Knuble vs. Boston (2/14/03)
GOAL FROM START OF PERIOD – :07 – Derick Brassard (3rd per.) at Washington (2/9/19)
GOAL FROM START OF PERIOD AGAINST – :09 – Ruslan Fedotenko (2nd per.) vs. Tampa Bay (3/20/06)
OVERTIME GOAL – :17 – Sam Reinhart vs. Boston (1/28/23)
OVERTIME GOAL AGAINST – :15 – Mikko Koivu at Minnesota (3/29/12)
TWO GOALS SCORED BY ONE PLAYER – :07 – Viktor Kozlov (2nd per.) vs. Montreal (2/10/04)
TWO GOALS AGAINST BY ONE PLAYER – :17 – Mike Knuble (1st per.) vs. Boston (2/14/03)
TWO GOALS – :07 – Viktor Kozlov, 1:43 and 1:50 (2nd per.) vs. Montreal (2/10/04)
TWO GOALS AGAINST – :12 – Chris Drury (8:46) and Ryan Callahan (8:58) at NY Rangers (10/4/07)
THREE GOALS – :59 – Matthew Tkachuk, 18:14, Gustav Forsling, 18:49, Ryan Lomberg, 19:13 (1st per.) at Vancouver (12/1/22)
THREE GOALS AGAINST – 1:00 – Kevin Lowe, 16:52, Tony Amonte, 17:12 and Adam Graves, 17:52 (2nd per.) vs. NY Rangers (11/16/93)

MOST

DECISIVE WIN AT HOME – 7-0 – vs. Chicago (3/25/17)

DECISIVE WIN ON ROAD – 8-0 – at Toronto (2/5/08)

DECISIVE SHUTOUT WIN AT HOME – 7-0 – vs. Chicago (3/25/17)

DECISIVE SHUTOUT WIN ON ROAD – 8-0 – at Toronto (2/5/08)

DECISIVE LOSS AT HOME – 7-0 – vs. Los Angeles (2/3/07)

DECISIVE LOSS ON ROAD – 12-2 – at Washington (1/11/03)

DECISIVE SHUTOUT LOSS AT HOME – 7-0 – vs. Los Angeles (2/03/07)

DECISIVE SHUTOUT LOSS ON ROAD – 8-0 – at Boston (12/23/11)

GOALS – 10 – (2X) Last: vs. Boston (11/26/97)

GOALS AT HOME – 10 – vs. Boston (11/26/97)

GOALS ON ROAD – 10 – vs. Boston (11/26/97)

GOALS BOTH TEAMS – 14 – vs Montreal (3/16/23)

GOALS AGAINST – 12 – at Washington (1/11/03)

GOALS AGAINST AT HOME – 8 – vs. Chicago (3/15/98)

GOALS AGAINST ON ROAD – 12 – at Washington (1/11/03)

PENALTY MINUTES – 128 – vs. Philadelphia (10/13/01)

PENALTY MINUTES BY OPPONENT – 101 – at Pittsburgh (2/6/03)

PENALTY MINUTES BY BOTH TEAMS – 214 – vs. Philadelphia (10/13/01), FLA-128, PHI-86

PENALTIES – 24 – (128 PIM) vs. Philadelphia (10/13/01)

PENALTIES BY OPPONENT – 22 – (2X), (101 PIM) at Pittsburgh (2/6/03), (83 PIM) at Tampa Bay (3/21/98)

POWER-PLAY GOALS – 5 – (3X) Last: vs. Tampa Bay (10/17/11)

POWER-PLAY GOALS AGAINST – 5 – (3X) Last: vs. Atlanta (10/23/06)

POWER-PLAY OPPORTUNITIES – 11 – (5X) Last: vs. NY Rangers (11/5/09)

POWER-PLAY OPPORTUNITIES, OPPONENT – 15– 12/3/05 at Carolina

SHORT-HANDED GOALS – 2 – (7X) Last: vs. San Jose (2/9/23)

SHORT-HANDED GOALS AGAINST – 3 – (2X) Last: at Ottawa (11/18/00)

EVEN-STRENGTH GOALS – 9 – 11/26/97 vs. Boston

SHOTS ON GOAL – 58 – vs. Ottawa (10/29/22)

SHOTS ON GOAL AT HOME – 58 – vs. Ottawa (10/29/22)

SHOTS ON GOAL ON ROAD – 55 – 4/29/21 at Nashville

SHOTS ON GOAL BOTH TEAMS – 97 – vs. Washington (4/15/06)

SHOTS AGAINST – 60 – vs. Detroit (2/27/02)

SHOTS AGAINST AT HOME – 60 – vs. Detroit (2/27/02)

SHOTS AGAINST ON ROAD – 55 – (2X) 10/2/09 at Chicago, 12/18/05 at Washington

FEWEST

PENALTY MINUTES – 0 – (14X) Last: 2/25/20 at Arizona

PENALTY MINUTES BY AN OPPONENT – 0 – (9X) Last: vs. NY Islanders (1/30/18)

PENALTY MINUTES BY BOTH TEAMS – 0 – 2/25/20 at Arizona

SHOTS ON GOAL – 11 – (2X) at Ottawa (4/12/99), 2-0 (W), at Washington (11/3/95)

SHOTS ON GOAL AT HOME – 13 – vs. Calgary (2/5/10)


SHOTS ON GOAL ON ROAD – 11 – (2X), at Ottawa (4/12/99), 2-0 (W), at Washington (11/3/95)

SHOTS ON GOAL BOTH TEAMS – 34 – vs. Ottawa, FLA-17, OTT-17 (1/22/03)

SHOTS AGAINST – 11 – at Minnesota (3/9/10)

SHOTS AGAINST AT HOME – 12 – vs. Los Angeles (10/28/97)

SHOTS AGAINST ON ROAD – 11 – at Minnesota (3/9/10)



MOST

GOALS – 337 (2021-22)
ASSISTS – 575 (2021-22)
POINTS (GOALS/ASSISTS) – 912 (2021-22)
PENALTY MINUTES – 1,994, 24.3 AVG. (2001-02)
GOALS AT HOME – 191 - (2021-22)
GOALS ON ROAD – 146 (2021-22)
GOALS AGAINST – 273 (2018-19)
GOALS AGAINST AT HOME – 135 (1997-98)
GOALS AGAINST ON ROAD – 153 (2018-19)
POINTS IN STANDINGS – 122 (2021-22)
POINTS IN STANDINGS AT HOME – 68 (2021-22)
POINTS IN STANDINGS ON ROAD – 54 (2021-22)
POWER-PLAY GOALS – 81 (1995-96)
POWER-PLAY GOALS AGAINST – 91 (2005-06)
SHORT-HANDED GOALS – 12 (2X) (2021-22, 1997-98)
SHORT-HANDED GOALS AGAINST – 17 (1996-97)

SHUTOUTS – 9 (2008-09)
SHUTOUTS AT HOME – 6 (2008-09)
SHUTOUTS ON ROAD – 4 (2002-03, 2007-08 and 2009-10)
SHUTOUTS AGAINST – 10 (1998-99, 2001-02, and 2006-07)
SHUTOUTS AGAINST AT HOME – 5 (1998-99 and 2001-02)
SHUTOUTS AGAINST ON ROAD – 7 (2006-07)
WINS – 58 (2021-22)
WINS AT HOME – 34 (2021-22)
WINS ON ROAD – 24 (2021-22)
LOSSES – 45 (2013-14)
LOSSES AT HOME – 24 (1997-98)
LOSSES ON ROAD – 25 - (2013-14)
TIES – 19 (1996-97)
TIES AT HOME – 9 (1993-94)
TIES ON ROAD – 11 (1996-97 and 1998-99)
OVERTIME LOSSES – 18 (2011-12)
OVERTIME LOSSES AT HOME – 11 (2011-12)
OVERTIME LOSSES ON ROAD – 10 (2006-07)

FEWEST

GOALS – 109 (2012-13)
ASSISTS – 172 (2012-13)
POINTS (GOALS/ASSISTS) – 281 (2012-13)
PENALTY MINUTES – 500 (2019-20)
GOALS AT HOME – 60 (1994-95)
GOALS ON ROAD – 45 (2012-13)
GOALS AGAINST – 127 (1994-95)
GOALS AGAINST AT HOME – 65 (2020-21*)
GOALS AGAINST ON ROAD – 58 (1995-95)
POINTS IN STANDINGS – 36 (2012-13)
POINTS IN STANDINGS AT HOME – 21 (1994-95 & 2012-13)
POINTS IN STANDINGS ON ROAD – 15 (2012-13)
POWER-PLAY GOALS – 27 (2013-14)
POWER-PLAY GOALS AGAINST – 32 (1994-95)
SHORT-HANDED GOALS – 1 (2011-12, 2014-15)
SHORT-HANDED GOALS AGAINST – 1 (2011-12)

SHUTOUTS – 0 (2012-13)
SHUTOUTS AT HOME – 0 (2006-07)
SHUTOUTS ON ROAD – 0 (1995-96, 1999-00, 2020-21)
SHUTOUTS AGAINST – 1 (1993-94)
SHUTOUTS AGAINST AT HOME – 0 (1993-94 and 1999-00)
SHUTOUTS AGAINST ON ROAD – 1 (1993-94, 2008-09 and 2014-15)
WINS – 15 (2012-13)
WINS AT HOME – 8 (2002-03 & 2012-13)
WINS ON ROAD – 7 (2012-13)
LOSSES – 14 (2020-21)
LOSSES AT HOME – 5 (2020-21*)
LOSSES ON ROAD – 9 (2020-21*)
TIES – 6 (1994-95 and 1999-00)
TIES AT HOME – 3 (1994-95)
TIES ON ROAD – 2 (1999-00)

LONGEST

WIN STREAK – 13 GAMES – (3/29/22 – 4/23/22)

WIN STREAK AT HOME – 11 GAMES [2X], LAST: (3/3/22-4/23/22)

WIN STREAK ON ROAD – 6 GAMES – (12/15/15 – 1/10/16)

WIN STREAK VS. A SINGLE TEAM – 12 GAMES – vs. Pittsburgh (4/3/02 – 3/29/06)

WIN STREAK AT HOME VS. A SINGLE TEAM – 8 GAMES – vs NY Islanders (3/17/07-10/23/10)

WIN STREAK ON ROAD VS. A SINGLE TEAM – 5 GAMES – at Tampa Bay (11/27/98 – 3/10/00) and at Ottawa (11/11/93 – 10/28/95)

LOSING STREAK – 13 GAMES – (2/7-3/23/98)

LOSING STREAK AT HOME – 6 GAMES – (2/25-3/23/98)

LOSING STREAK ON ROAD – 13 GAMES – (10/27-12/17/05)

LOSING STREAK VS. A SINGLE TEAM – 8 GAMES -- vs. Boston (2/24/13 – 3/9/14)

LOSING STREAK AT HOME VS. A SINGLE TEAM – 9 GAMES – vs. New Jersey (10/25/00 – 1/27/06)

LOSING STREAK ON ROAD VS. A SINGLE TEAM – 13 GAMES – at Carolina (2/16/04 – 2/16/08)

TIE STREAK – 3 GAMES – (11/20-11/24/02, 4/6-4/10/02 and 1/5-1/8/99, 2/3-2/7/97)

TIE STREAK AT HOME – 2 GAMES – (12/13-12/18/03, 3/9-3/13/02, 3/21-3/23/94 and 10/17-10/19/93)

TIE STREAK ON ROAD – 3 GAMES – (4/6-4/10/02, 1/5-1/8/99, 4/11-4/18/98, 2/3-2/7/97 and 1/10-1/22/96)

TIE STREAK VS. A SINGLE TEAM – 5 GAMES – vs. San Jose (10/16/96 – 2/15/99)

TIE STREAK AT HOME VS. A SINGLE TEAM – 3 GAMES – vs. NY Islanders (2/4/02 – present), vs. Carolina (12/5/98 – 3/6/99) and vs. San Jose (2/25/97 – 2/15/99)

TIE STREAK ON ROAD VS. A SINGLE TEAM – 3 GAMES – at Atlanta (3/3/01 – 4/10/02), at Vancouver (1/14/97 – 1/8/99) and at Detroit (2/26/99 – 12/15/07)

CONSECUTIVE GAMES STREAK WITHOUT A TIE – 23 GAMES – (10/30/01 – 12/22/01)

UNBEATEN STREAK – 13 GAMES [2X], LAST: - 13-0-0 – (3/29/22 – 4/23/22)

UNBEATEN STREAK AT HOME – 11 GAMES [2X], Last: 11-0-0 (3/3/22-4/23/22)

UNBEATEN STREAK ON ROAD – 14 GAMES – 6-0-4-4 (10/30/2002-01/02/2003)

UNBEATEN STREAK VS. A SINGLE TEAM – 11 GAMES – (10-0-1) vs. Ottawa (10/14/93 –3/19/96) and (9-0-2) vs. Tampa Bay (4/18/98 – 4/1/00)

UNBEATEN STREAK AT HOME VS. A SINGLE TEAM – 12 GAMES – (10-0-2) vs. Tampa Bay (1/25/97 – 1/27/01)

UNBEATEN STREAK ON ROAD VS. A SINGLE TEAM – 7 GAMES – (4-0-3) at Philadelphia (4/7/94 – 10/27/96)

WINLESS STREAK –15 GAMES – (0-14-1) from 2/1-3/23/98

WINLESS STREAK AT HOME – 13 GAMES – (0-10-2-1) from 2/5-3/24/03

WINLESS STREAK ON ROAD – 16 GAMES – (0-12-4) from 1/2-3/21/98

WINLESS STREAK VS. A SINGLE TEAM – 12 GAMES – (0-5-5-2) VS. Detroit (2/16/17 – 12/15/03)

WINLESS STREAK AT HOME VS. A SINGLE TEAM – 10 GAMES VS. Philadelphia (0-7-3, 12/27/00 – 3/15/06)

WINLESS STREAK ON ROAD VS. A SINGLE TEAM – 15 GAMES VS. Carolina (0-13-2, 1/24/03 – 2/16/08)

CONSECUTIVE GAMES WITH A POWER PLAY GOAL – 10 GAMES – (11/1 – 11/21/19)

CONSECUTIVE SHUTOUT STREAK – 2 GAMES – 3/2-3/4/08, 12/21-12/23/08, 2/23-2/25/04, 1/15-1/18/03, 4/8/17-4/9/17

CONSECUTIVE SHUTOUTS AGAINST STREAK – 3 GAMES – (11/25 – 11/30/06)

CONSECUTIVE GAMES STREAK WITHOUT BEING SHUT OUT -- 82 GAMES – (10/14/21 – 4/29/22)

CONSECUTIVE GAMES STREAK ALLOWING AT LEAST ONE GOAL – 124 (3/13/12 – 3/4/14)

CONSECUTIVE SHUTOUT MINUTES – 182:37 – Roberto Luongo (2/21-2/27/04)

MOST - PERIOD

GOALS – 3 – (6X), Aleksander Barkov (1st per.) vs. Montreal (12/29/22), Noel Acciari (2nd per.) vs. Dallas (12/20/19), Vincent Trocheck (3rd per.) at Edmonton (2/12/18), Steven Reinprecht (1st per.) at Dallas (10/30/09), Pavel Bure (3rd per.) at Phoenix (12/8/99) and (3rd per.) vs. Tampa Bay (1/1/00)

GOALS AGAINST – 3 – Mikael Renberg (3rd per.) at Tampa Bay (3/21/98)

ASSISTS – 3 – (Several Times) Last: Radko Gudas (3rd per.) vs. Carolina (4/13/23)

POINTS – 4 – (Twice) Last: Noel Acciari (2nd per.) vs. Dallas (12/20/19)

POWER-PLAY GOALS – 2 – (Several times) Last: Sam Reinhart (1st per.) vs. Philadelphia (3/10/22)

SHORT-HANDED GOALS – 2 – Radek Dvorak (1st per.) at NY Rangers (12/12/97)

PENALTY MINUTES – 32 – Joey Tetarenko (2nd per.) vs. Atlanta (1/19/02)

MOST - GAME

GOALS – 4 – (4X) Last: Carter Verhaeghe at Columbus (4/1/23)

GOALS AGAINST – 4 – (8X) Last: John Tavares at Toronto (3/25/19)

ASSISTS – 5 – (Twice) Last: Anton Lundell at Columbus (1/31/22)

ASSISTS AGAINST – 5 – Joe Thornton vs. Boston (12/28/01)

POINTS – 6 – (Twice) Last: Mason Marchment at Columbus (1/31/22)

POINTS AGAINST – 7 – Jaromir Jagr (3-4-7) at Washington (1/11/03)

POWER-PLAY GOALS – 3 – Richard Zednik at Toronto (2/5/08)

POWER-PLAY GOALS AGAINST – 3 (3X) – Last: Ilya Kovalchuk at Atlanta (10/23/06)

SHORT-HANDED GOALS – 2 – (3X) Last: Olli Jokinen at Atlanta (11/19/02)

SHORT-HANDED GOALS AGAINST – 2 – (3X) Last: Marian Hossa at Ottawa (11/18/00)

SHOTS ON GOAL – 14 – Pavel Bure at Atlanta (2/10/01) & David Booth vs Boston (10/18/10)

SHOTS AGAINST – 12 (3X) – Last: Brady Tkachuk at Ottawa (3/28/19)

PENALTY MINUTES – 39 – Micheal Haley at Dallas (1/23/18)

PENALTY MINUTES BY OPPONENT – 49 – Darcy Tucker at Tampa Bay (12/27/99)

BEST PLUS/MINUS – +6 – (7X) Last: Sam Reinhart, Mason Marchment and Anton Lundell at Columbus (1/31/22)

BY DEFENSEMEN - GAME

GOALS – 3 – Mark Pysyk at Toronto (2/23/20)*

GOALS AGAINST – 3 – (3X) Last: Zach Werenski at Columbus (12/31/19)

ASSISTS – 4 – (3X) Aaron Ekblad vs. Philadelphia (3/10/22), Brian Campbell at Tampa Bay (11/17/11) and Bryan McCabe vs. Tampa Bay (10/16/10)

POINTS – 4 – (13X) Last: Brandon Montour vs. Ottawa (4/6/23)

PENALTY MINUTES – 30 – Paul Laus vs. Washington (1/19/94 and 3/16/95)

*Listed as a defenseman, scored while playing forward

MOST

GAMES PLAYED – 84 – Bill Lindsay and Gord Murphy (1993-94)

GOALS – 59 – Pavel Bure (2000-01)

ASSISTS – 85 – Jonathan Huberdeau (2021-22)

POINTS – 115 – Jonathan Huberdeau (2021-22)

PENALTY MINUTES – 354 – Peter Worrell (2001-02)

POWER-PLAY GOALS – 19 – (2X) Pavel Bure (2000-01) and Scott Mellanby (1995-96)

POWER-PLAY POINTS – 39 – Keith Yandle (2018-19)

SHORT-HANDED GOALS – 6 – Tom Fitzgerald (1995-96)

GAME-WINNING GOALS – 14 – Pavel Bure (1999-00)

SHOTS ON GOAL – 384 – Pavel Bure (2000-01)

HAT TRICKS – 4 – Pavel Bure (2000-01 and 1999-00)

GOALS BY A DEFENSEMAN – 16 – (3X) Brandon Montour (2022-23), Aaron Ekblad (2017-18) and Jason Garrison (2011-2012)

ASSISTS BY A DEFENSEMAN – 57 – Brandon Montour (2022-23)

POINTS BY A DEFENSEMAN – 73 – Brandon Montour (2022-23)

PENALTY MINUTES BY A DEFENSEMAN – 313 – Paul Laus (1996-97)

POWER-PLAY GOALS BY A DEFENSEMAN – 9 – (3X) Jason Garrison (2011-2012), Jay Bouwmeester (2008-09), Gord Murphy (1993-94)

SHORT-HANDED GOALS BY A DEFENSEMAN – 1 – (12X) Last: Aaron Ekblad (2022-23)

GAME-WINNING GOALS BY A DEFENSEMAN – 5 – Brandon Montour (2022-23)

SHOTS ON GOAL BY A DEFENSEMAN – 242 – Brandon Montour (2022-23)

GAMES BY A ROOKIE – 82 – Jay Bouwmeester (2002-03)

GOALS BY A ROOKIE – 24 – Mark Parrish (1998-99)

ASSISTS BY A ROOKIE – 33 – Jesse Belanger (1993-94)

POINTS BY A ROOKIE – 50 – Jesse Belanger (1993-94)

PENALTY MINUTES BY A ROOKIE – 258 – Peter Worrell (1998-99)

POWER-PLAY GOALS BY A ROOKIE – 11 – Jesse Belanger (1993-94)

SHORT-HANDED GOALS BY A ROOKIE – 1 – (11X) Last: Anton Lundell (2021-22)

GAME-WINNING GOALS BY A ROOKIE – 5 – Mark Parrish (1998-99)

SHOTS ON GOAL BY A ROOKIE – 185 – Nick Bjuggstad (2013-14)

SHOOTOUT GOALS – 7 – Aleksander Barkov (2016-17)

GAME-DECIDING GOALS – 3 – Aleksander Barkov (2015-16, 2016-17)

LONGEST STREAKS

GAMES PLAYED – 376 – Brian Campbell (10/8/11 - 4/9/16)

GOAL STREAK – 7 Games – Pavel Bure (13 goals from 3/11-3/23/01) Games

ASSIST STREAK – 10 Games – Jonathan Huberdeau (15 assists from 1/27/22 - 2/26/22)

POINTS STREAK – 17 Games – Mike Hoffman (10/13 - 11/21/19)

GAME-WINNING GOAL STREAK – 3 Games – (2X) Aleksander Barkov (3/31-4/4/16) and Pavel Bure (12/15-12/18/99)

POWER-PLAY GOAL STREAK – 4 Games – Evgenii Dadonov (11/28-12/4/18)

PERIOD

MOST GOALS ALLOWED – 6 – John Vanbiesbrouck (1st pd.) vs. Chicago (3/15/98) and Sean Burke (3rd pd.) vs. Colorado (3/3/99)

MOST GOALS ALLOWED BY OPPONENT – 5 – John Grahame (2nd pd.) vs. Boston (4/5/00)

MOST SHOTS FACED – 29 – Craig Anderson (2nd pd.) at NY Islanders (3/2/08)

MOST SHOTS FACED BY OPPONENT – 28 – Olaf Kolzig (2nd pd.) vs. Washington (10/28/06)

MOST SAVES – 29 – Craig Anderson (2nd pd.) at NY Islanders (3/2/08)

MOST SAVES BY OPPONENT – 26 – Olaf Kolzig (2nd pd.) vs. Washington (10/18/05)

GAME

MOST GOALS ALLOWED – 10 – Jonas Johansson at Montreal (4/29/22)

MOST GOALS ALLOWED BY OPPONENT – 7 – (5X) Last: Kari Lehtonen vs. Atlanta (1/10/09)

MOST SHOTS FACED – 60 – Roberto Luongo vs. Detroit (2/27/02)

MOST SHOTS FACED BY OPPONENT – 55 – (3X) Last: Juuse Saros at Nashville (4/27/21)

MOST SAVES – 57 – Roberto Luongo vs. Detroit (2/27/02)

MOST SAVES BY OPPONENT – 52 – (3X) Last: Antti Niemi at Montreal (1/15/19)

MOST PENALTIES – 2 – John Vanbiesbrouck (12 PIM) at Hartford (11/27/93) and Sean Burke (15 PIM) at Buffalo (4/9/99)

MOST PENALTY MINUTES – 15 – Sean Burke at Buffalo (4/9/99)

MOST POINTS – 1 – (Several times) Last: Chris Driedger vs. Carolina (4/24/21)



SEASON

MOST WINS – 39 – Sergei Bobrovsky (2021-22)
MOST LOSSES – 34 – Roberto Luongo (2002-03)
MOST TIES – 14 – Roberto Luongo (2003-04) and Sean Burke (1998-99)
MOST SAVES – 2,303 – Roberto Luongo (2003-04)
MOST GAMES PLAYED – 75 – Roberto Luongo (2005-06)
MOST MINUTES PLAYED – 4,304 – Roberto Luongo (2005-06)
MOST SHOTS FACED – 2,488 – Roberto Luongo (2005-06)
LOWEST GAA (MIN. 20 GP) – 2.07 – Chris Driedger (2020-21)
HIGHEST SAVE PCT. (MIN. 20 GP) – .931 – Roberto Luongo (2003-04)
SHUTOUTS – 7 – Roberto Luongo (2003-04) and Tomas Vokoun (2009-10)
PENALTY MINUTES – 38 – John Vanbiesbrouck (1993-94)
ASSISTS/POINTS – 6 – Tomas Vokoun (2007-08)

STREAK

MOST CONSECUTIVE STARTS BY A GOALTENDER – 27 – Ed Belfour (1/20 - 3/27/07)
MOST CONSECUTIVE GAMES PLAYED – 35 – Roberto Luongo (12/10/05-3/15/06)
LONGEST WIN STREAK – 9 GAMES – Roberto Luongo (12/15/15 - 1/7/16)
LONGEST WIN STREAK AT HOME – 9 GAMES – Roberto Luongo (12/20/15 - 2/4/16)
LONGEST UNBEATEN STREAK – 10 GAMES – (9-0-1) Roberto Luongo (12/15/15 - 1/11/16) and (7-0-3) John Vanbiesbrouck (10/5-10/30/96)
LONGEST LOSING STREAK – 8 GAMES – Tomas Vokoun (10/3-10/28/09) and John Vanbiesbrouck (2/7-3/23/98)
LONGEST WINLESS STREAK – 10 GAMES – (0-9-1) John Vanbiesbrouck (2/1-3/23/98)
CONSECUTIVE SCORELESS MINUTES – 182:37 – (over 4 Games) Roberto Luongo (2/21-2/27/04)



PERIOD

GOALS – 2 – (7X) Last: Jonathan Huberdeau (2nd per.) vs. Washington (2/12/13)
ASSISTS – 3 – Anton Lundell (1st per.) at Columbus (1/31/22)
POINTS – 3 – (2X) Anton Lundell (1st per.) at Columbus (1/31/22) and Niklas Hagman (3rd per.) vs. NY Islanders (2/4/02)
PENALTY MINUTES – 27 – Brad Ference (2nd per.) vs. Tampa Bay (4/1/00)
POWER-PLAY GOALS – 1 – (Several times) Last: Owen Tippett (1st per.) vs. Chicago (3/15/21)
SHORT-HANDED GOALS – 1 – Several times Last: Vincent Trocheck vs. Columbus (4/12/14)

GAME

GOALS – 4 – Mark Parrish at Chicago (10/30/98)
ASSISTS – 5 – Anton Lundell at Columbus (1/31/22)
POINTS – 5 – Anton Lundell at Columbus (1/31/22)
PENALTY MINUTES – 29 – Brad Ference vs. Tampa Bay (4/1/00)
POWER-PLAY GOALS – 2 – (3X) Last: Kristian Huselius vs. Atlanta (12/1/01)
SHORT-HANDED GOALS – 1 – (Several times) Last: Anton Lundell (4/17/22)

SEASON

GAMES PLAYED – 82 – Jay Bouwmeester (2002-03)
GOALS – 24 – Mark Parrish (1998-99)
ASSISTS – 33 – Jesse Belanger (1993-94)
POINTS – 50 – Jesse Belanger (1993-94)
OVERTIME GOALS – 1 – (4X) Last: Aleksi Heponiemi (2020-21)
PENALTY MINUTES – 258 – Peter Worrell (1997-98)
PLUS/MINUS – +33 – Anton Lundell (2021-22)
POWER-PLAY GOALS – 11 – Jesse Belanger (1993-94)
SHORT-HANDED GOALS – 1 – (Several Times) Last: Anton Lundell (2021-22)
GAME-WINNING GOALS – 5 – Mark Parrish (1998-99)
SHOTS ON GOAL – 185 – Nick Bjugstad (2013-14)
PENALTY SHOT GOALS – 2 – Jonathan Huberdeau (2012-13)
GAMES PLAYED, DEFENSEMAN – 82 – Jay Bouwmeester (2003-04)
GOALS, DEFENSEMAN – 12 – Aaron Ekblad (2014-15)
ASSISTS, DEFENSEMAN – 27 – Aaron Ekblad (2014-15)
POINTS, DEFENSEMAN – 39 – Aaron Ekblad (2014-15)
PENALTY MINUTES, DEFENSEMAN – 137 – Ed Jovanovski (1995-96)
PLUS/MINUS, DEFENSEMAN – +15 – Jaroslav Spacek (1998-99)

ROOKIE GOALTENDING

SAVES, GAME – 43 – Roberto Luongo at Ottawa (2/22/01)
GAMES PLAYED, SEASON – 47 – Roberto Luongo (2000-01)
GOALS-AGAINST AVERAGE – (MIN. 25 GP) – 2.44 – Roberto Luongo (2000-01)
WINS, SEASON – 19 – Spencer Knight (2021-22)
LOSSES, SEASON – 24 – Roberto Luongo (2000-01)
TIES, SEASON – 7 – Roberto Luongo (2000-01)
SHUTOUTS, SEASON – 5 – Roberto Luongo (2000-01)
MINUTES PLAYED, SEASON – 2628 – Roberto Luongo (2000-01)
SAVE PERCENTAGE, SEASON – (MIN. 25 GP) – .920 – Roberto Luongo (2000-01)

PANTHERS SEASON-BY SEASON



1993-94

GENERAL MANAGER: Bob Clarke

CAPTAIN: Brian Skrudland

STANDINGS: 5th Atlantic Division., 9th Eastern Conference

HEAD COACH: Roger Neilson

RECORD: 33-34-17 (83 Points)



NO	POS	NAME	GP	G	A	PTS	+/-	PIM	PP	SH	GW	SHOTS
27	RW	Scott Mellanby	80	30	30	60	0	149	17	0	4	204
26	C	* Jesse Belanger	70	17	33	50	-4	16	11	0	3	104
19	LW	Andreï Lomakin	76	19	28	47	1	26	3	0	2	139
5	D	Gord Murphy	84	14	29	43	-11	71	9	0	2	172
20	C	Brian Skrudland	79	15	25	40	13	136	0	2	1	110
14	C	Stu Barnes	59	18	20	38	5	30	6	1	3	148
10	LW	Dave Lowry	80	15	22	37	-4	64	3	0	3	122
21	RW	Tom Fitzgerald	83	18	14	32	-3	54	0	3	1	144
7	D	Brian Benning	73	6	24	30	-7	107	2	0	0	112
22	RW	Bob Kudelski	44	14	15	29	-8	10	5	0	2	124
18	LW	Mike Hough	78	6	23	29	3	62	0	1	1	106
12	RW	Jody Hull	69	13	13	26	6	8	0	1	5	100
44	C	* Rob Niedermayer	65	9	17	26	-11	51	3	0	2	67
28	D	Greg Hawgood	33	2	14	16	8	9	0	0	1	55
11	LW	Bill Lindsay	84	6	6	12	-2	97	0	0	0	90
4	D	Keith Brown	51	4	8	12	11	60	1	0	0	52
22	RW	* Scott Levins	29	5	6	11	0	69	2	0	1	38
24	D	Brent Severyn	67	4	7	11	-1	156	1	0	1	93
2	D	Joe Cirella	63	1	9	10	8	99	0	0	0	63
39	D	Alexander Godnyuk	26	0	10	10	5	35	0	0	0	43
17	RW	Mike Foligno	39	4	5	9	7	49	0	0	0	32
15	C	Randy Gilhen	20	4	4	8	1	16	0	0	0	52
11	RW	Evgeny Davydov	21	2	6	8	-3	8	1	0	0	22
25	D	Geoff Smith	56	1	5	6	-3	138	0	0	0	44
3	D	Paul Laus	39	2	0	2	9	109	0	0	0	15
3	D	Peter Andersson	8	1	1	2	-5	0	0	0	0	11
28	LW	Patrick Lebeau	4	1	1	2	0	4	1	0	0	4
6	D	Greg Smyth	12	1	0	1	0	37	0	0	0	4
9	RW	Jamie Leach	2	1	0	1	-2	0	0	0	0	2
29	LW	Jeff Greenlaw	4	0	1	1	-1	2	0	0	0	6
41	D	Stephane Richer	2	0	1	1	-1	0	0	0	0	3
23	LW	Jeff Daniels	2	0	0	0	0	0	0	0	0	6
16	C	Len Barrie	2	0	0	0	-2	0	0	0	0	0
15	RW	* Douglas Barrault	2	0	0	0	-2	0	0	0	0	2
8	D	Dallas Eakins	1	0	0	0	0	0	0	0	0	2

	GOALTENDERS	GP	W	L	T	GAA	MINS	SO	GA	SA	SV%
34	John Vanbiesbrouck	57	21	25	11	2.53	3440	1	145	1912	.924
30	Mark Fitzpatrick	28	12	8	6	2.73	1603	1	73	844	.914
33	Eldon Reddick	2	0	1	0	6.00	80	0	8	45	.822

*Indicates Rookie

GAME	DATE	OPP.	RES.	SCORE	RECORD	ATTEND.	GAME	DATE	OPP.	RES.	SCORE	RECORD	ATTEND.
1	Oct. 6	@Chicago	L-OT	4-4	0-0-1	17,737	43	Jan. 17	@NY Islanders	W	2-1	18-17-8	10,101
2	Oct. 7	@St. Louis	L	3-5	0-1-1	17,229	44	Jan. 19	WASHINGTON	W	5-1	19-17-8	14,295
3	Oct. 9	@Tampa Bay	W	2-0	1-1-1	27,227	45	Jan. 24	MONTREAL	W	8-3	20-17-8	**14,670
4	Oct. 12	PITTSBURGH	L	1-2	1-2-1	**14,372	46	Jan. 26	@Tampa Bay	T-OT	1-1	20-17-9	20,101
5	Oct. 14	OTTAWA	W	5-4	2-2-1	13,906	47	Jan. 28	SAN JOSE	T-OT	3-3	20-17-10	14,696
6	Oct. 17	TAMPA BAY	T-OT	3-3	2-2-2	13,059	48	Jan. 30	@Buffalo	W	3-2	21-17-10	13,051
7	Oct. 19	LOS ANGELES	T-OT	2-2	2-2-3	**14,317	49	Feb. 1	@Pittsburgh	L	1-2	21-18-10	15,091
8	Oct. 21	TORONTO	L-OT	3-4	2-3-3	11,778	50	Feb. 2	@Ottawa	W	4-1	22-18-10	10,186
9	Oct. 23	@New Jersey	L	1-2	2-4-3	14,315	51	Feb. 4	BUFFALO	L	2-7	22-19-10	**14,703
10	Oct. 26	WINNIPEG	L	2-5	2-5-3	13,171	52	Feb. 6	BOSTON	W	3-0	23-19-10	**14,704
11	Oct. 28	NY ISLANDERS	W	5-2	3-5-3	13,958	53	Feb. 10	@Philadelphia	L-OT	3-4	23-20-10	17,215
12	Oct. 30	TAMPA BAY	W-OT	2-1	4-5-3	12,976	54	Feb. 12	@NY Islanders	W	4-3	24-20-10	15,203
13	Nov. 2	PHILADELPHIA	L	3-4	4-6-3	13,152	55	Feb. 13	VANCOUVER	W	2-1	25-20-10	**14,691
14	Nov. 3	@Toronto	L	3-6	4-7-3	15,728	56	Feb. 16	@Detroit	L	3-7	25-21-10	19,875
15	Nov. 7	@Quebec	W	3-1	5-7-3	14,726	57	Feb. 18	@Buffalo	L	1-4	25-22-10	15,453
16	Nov. 10	@Montreal	W	3-1	6-7-3	16,195	58	Feb. 20	DETROIT	L-OT	3-4	25-23-10	**14,692
17	Nov. 11	@Ottawa	W	5-4	7-7-3	10,227	59	Feb. 22	@Winnipeg	W	3-2	26-23-10	6,291
18	Nov. 14	QUEBEC	L	2-5	7-8-3	13,735	60	Feb. 24	WASHINGTON	L	2-2	26-24-10	**14,698
19	Nov. 16	NY RANGERS	L	2-4	7-9-3	14,021	61	Feb. 26	@Washington	L	2-4	26-25-10	18,130
20	Nov. 18	CHICAGO	L	2-3	7-10-3	13,522	62	Feb. 28	PITTSBURGH	L	3-4	26-26-10	14,688
21	Nov. 20	WASHINGTON	W	4-3	8-10-3	13,441	63	Mar. 2	NEW JERSEY	L	2-3	26-27-10	13,071
22	Nov. 23	HARTFORD	L-OT	1-2	8-11-3	10,837	64	Mar. 4	HARTFORD	L	1-2	26-28-10	**14,698
23	Dec. 10	@Boston	W	5-2	9-12-3	14,448	65	Mar. 7	@Vancouver	W	2-1	27-28-10	14,013
24	Nov. 27	@Hartford	L	0-4	8-13-3	12,015	66	Mar. 9	@Edmonton	W	5-3	28-28-10	12,566
25	Dec. 2	BUFFALO	W-OT	2-1	9-13-3	13,071	67	Mar. 11	@Calgary	L	2-4	28-29-10	20,130
26	Dec. 5	@San Jose	L	1-2	9-14-3	16,149	68	Mar. 14	NY RANGERS	W	2-1	29-29-10	**14,704
27	Dec. 7	@Anaheim	W	3-2	10-14-3	16,474	69	Mar. 16	CALGARY	W	2-1	30-29-10	**14,699
28	Dec. 8	@Los Angeles	W	6-5	11-14-3	14,752	70	Mar. 18	EDMONTON	T-OT	4-4	30-29-11	**14,671
29	Dec. 10	@Winnipeg	W	5-2	12-14-3	12,755	71	Mar. 20	PHILADELPHIA	W	5-3	31-29-11	**14,691
30	Dec. 12	@Dallas	T-OT	4-4	12-14-4	13,127	72	Mar. 21	NEW JERSEY	T-OT	3-3	31-29-12	14,213
31	Dec. 15	MONTREAL	T-OT	3-3	12-14-5	**14,639	73	Mar. 23	TORONTO#	T-OT	1-1	31-29-13	17,096
32	Dec. 19	BOSTON	L-OT	1-2	12-15-5	**14,698	74	Mar. 24	@Philadelphia	L	3-4	31-30-13	17,247
33	Dec. 22	NY RANGERS	W	3-2	13-15-5	**14,706	75	Mar. 26	@NY Islanders	W	3-1	32-30-13	14,427
34	Dec. 26	@Tampa Bay#	W	3-1	14-15-5	10,964	76	Mar. 28	DALLAS	L	4-5	32-31-13	14,593
35	Dec. 28	@Washington	T-OT	3-3	14-15-6	8,802	77	Mar. 30	ST. LOUIS	L	1-3	32-32-13	**14,713
36	Dec. 29	@Hartford	W	5-3	15-15-6	9,749	78	Apr. 2	OTTAWA	T-OT	2-2	32-32-14	**14,694
37	Jan. 1	ANAHEIM	W	4-2	16-15-6	**14,669	79	Apr. 4	@NY Rangers	L	2-3	32-33-14	18,200
38	Jan. 3	@NY Rangers	L	2-3	16-16-6	18,200	80	Apr. 5	@Quebec	T-OT	3-3	32-33-15	15,049
39	Jan. 7	@New Jersey	L	1-4	16-17-6	9,933	81	Apr. 7	@Philadelphia	T-OT	3-3	32-33-16	17,268
40	Jan. 8	@Boston	T-OT	2-2	16-17-7	14,448	82	Apr. 10	NEW JERSEY	T-OT	2-2	32-33-17	**14,700
41	Jan. 13	@Pittsburgh	T-OT	2-2	16-17-8	15,461	83	Apr. 12	QUEBEC	L	2-5	32-34-17	**14,704
42	Jan. 15	@Montreal	W	5-2	17-17-8	16,721	84	Apr. 14	NY ISLANDERS	W	4-1	33-34-17	**14,703

PANTHERS SEASON-BY SEASON



1994-95

GENERAL MANAGER: Bryan Murray

HEAD COACH: Roger Neilson

CAPTAIN: Brian Skrudland

RECORD: 20-22-6 (42 Points)

STANDINGS: 5th Atlantic Division., 9th Eastern Conference

NO	POS	NAME	GP	G	A	PTS	+/-	PIM	PP	SH	GW	SHOTS
26	C	Jesse Belanger	47	15	14	29	-5	18	6	0	3	89
14	C	Stu Barnes	41	10	19	29	7	8	1	0	2	93
27	RW	Scott Mellanby	48	13	12	25	-16	90	4	0	5	130
5	D	Gord Murphy	46	6	16	22	-14	24	5	0	0	94
10	LW	Dave Lowry	45	10	10	20	-3	25	2	0	3	70
12	RW	Jody Hull	46	11	8	19	-1	8	0	0	4	63
11	LW	Bill Lindsay	48	10	9	19	1	46	0	1	0	63
21	RW	Tom Fitzgerald	48	3	13	16	-3	31	0	0	0	78
20	C	Brian Skrudland	47	5	9	14	0	88	1	0	0	44
18	LW	Mike Hough	48	6	7	13	1	38	0	0	2	58
6	D	Jason Woolley	34	4	9	13	-1	18	1	0	0	76
29	LW	Johan Garpenlov	27	3	9	12	4	0	1	0	0	28
44	C	Rob Niedermayer	48	4	6	10	-13	36	1	0	0	58
22	RW	Bob Kudejski	26	6	3	9	2	2	3	0	1	29
7	D	Brian Benning	24	1	7	8	-6	18	1	0	0	26
28	D	Magnus Svensson	19	2	5	7	5	10	1	0	0	41
19	LW	Andrei Lomakin	31	1	6	7	-5	6	1	0	0	25
3	D	Paul Laus	37	0	7	7	12	138	0	0	0	18
25	D	Geoff Smith	47	2	4	6	-5	22	0	0	0	40
15	LW	Gaetan Duchesne	13	1	2	3	3	0	0	0	0	14
16	D	Randy Moller	17	0	3	3	-5	16	0	0	0	12
24	LW	Brent Severyn	9	1	1	2	-3	37	1	0	0	10
24	D	*Robert Svehla	5	1	1	2	3	0	1	0	0	6
2	D	Joe Cirella	20	0	1	1	-7	21	0	0	0	13
8	D	Dallas Eakins	17	0	1	1	2	35	0	0	0	3
4	D	Keith Brown	13	0	0	0	1	2	0	0	0	10
25	C	David Tomlinson	5	0	0	0	-2	0	0	0	0	0
42	RW	*Jamie Linden	4	0	0	0	-1	17	0	0	0	0
23	LW	Jeff Daniels	3	0	0	0	0	0	0	0	0	0
38	D	Stephane Richer	1	0	0	0	0	2	0	0	0	0
2	D	Joe Cirella	20	0	1	1	-7	21	0	0	0	13
38	D	Stephane Richer	1	0	0	0	0	2	0	0	0	0
42	RW	*Jamie Linden	4	0	0	0	-1	17	0	0	0	0
17	C	Dave Tomlinson	5	0	0	0	-2	0	0	0	0	0
4	D	Keith Brown	13	0	0	0	1	2	0	0	0	10
GOALTENDERS			GP	W	L	T	GAA	MINS	SO	GA	SA	SV%
34		John Vanbiesbrouck	37	14	15	4	2.47	2087	4	86	100	.914
30		Mark Fitzpatrick	15	6	7	2	2.64	819	2	36	361	.900

*Indicates Rookie

GAME	DATE	OPP.	RES.	SCORE	RECORD	ATTEND.	GAME	DATE	OPP.	RES.	SCORE	RECORD	ATTEND.
1	Jan. 21	@NY Islanders	L	1-2	0-1-0	14,106	25	Mar. 12	@Hartford	W	4-1	10-12-3	9,741
2	Jan. 23	PITTSBURGH	L	5-6	0-2-0	** 14,703	26	Mar. 14	BUFFALO	L-OT	1-2	10-13-3	14,061
3	Jan. 25	@Tampa Bay	L	2-3	0-3-0	20,277	27	Mar. 16	WASHINGTON	W	5-1	11-13-3	13,395
4	Jan. 26	TAMPA BAY	W	4-2	1-3-0	13,147	28	Mar. 18	PHILADELPHIA	L-OT	3-4	11-14-3	** 14,703
5	Jan. 28	@Hartford	W	2-1	2-3-0	9,419	29	Mar. 20	@Quebec	L-OT	4-5	11-15-3	13,013
6	Jan. 30	@Boston	W	2-1	3-3-0	13,096	30	Mar. 22	@Montreal	W	3-2	12-15-3	16,264
7	Jan. 31	NY ISLANDERS	L	1-5	3-4-0	14,077	31	Mar. 24	@Buffalo	L	0-3	12-16-3	16,230
8	Feb. 2	MONTREAL	T-OT	1-1	3-4-1	14,008	32	Mar. 26	PITTSBURGH	W	2-0	13-16-3	** 14,703
9	Feb. 4	@Washington	L	2-3	3-5-1	13,372	33	Mar. 29	HARTFORD	T-OT	4-4	13-16-4	13,507
10	Feb. 7	@Pittsburgh	L	3-7	3-6-1	11,877	34	Apr. 2	@Tampa Bay	W	4-1	14-16-4	21,557
11	Feb. 9	@Philadelphia	W	3-0	4-6-1	16,229	35	Apr. 5	NY RANGERS	L	0-5	14-17-4	** 14,703
12	Feb. 11	HARTFORD	W	4-3	5-6-1	14,311	36	Apr. 8	@NY Islanders	T-OT	2-2	14-17-5	15,283
13	Feb. 12	NEW JERSEY	L	2-4	5-7-1	14,375	37	Apr. 12	NY ISLANDERS	L	1-3	14-18-5	** 14,703
14	Feb. 15	OTTAWA	W	2-0	6-7-1	12,072	38	Apr. 14	@Washington	L	0-3	14-19-5	12,293
15	Feb. 17	BOSTON	L	4-5	6-8-1	** 14,703	39	Apr. 16	TAMPA BAY	W	4-1	15-19-5	13,232
16	Feb. 19	QUEBEC	L	1-4	6-9-1	** 14,703	40	Apr. 18	PHILADELPHIA	L	1-3	15-20-5	** 14,703
17	Feb. 21	NY RANGERS	L	3-5	6-10-1	** 14,703	41	Apr. 20	NEW JERSEY	W	1-0	16-20-5	14,389
18	Feb. 23	MONTREAL	L	2-5	6-11-1	** 14,703	42	Apr. 22	QUEBEC	W	4-2	17-20-5	** 14,703
19	Feb. 25	@Ottawa	W	4-1	7-11-1	9,520	43	Apr. 24	@Ottawa	W	5-1	18-20-5	9,164
20	Feb. 28	@NY Rangers	T-OT	0-0	7-11-2	18,200	44	Apr. 26	@Buffalo	L	0-5	18-21-5	14,299
21	Mar. 2	@Philadelphia	T-OT	2-2	7-11-3	16,680	45	Apr. 28	@New Jersey	L	1-3	18-22-5	16,679
22	Mar. 4	@New Jersey	L	1-6	7-12-3	18,005	46	Apr. 30	WASHINGTON	T-OT	2-2	18-22-6	** 14,703
23	Mar. 6	OTTAWA	W	3-2	8-12-3	13,609	47	May 2	@NY Rangers	W	4-3	19-22-6	18,200
24	Mar. 11	@Boston	W	2-0	9-12-3	14,488	48	May 3	@Pittsburgh	W	4-3	20-22-6	15,3963

PANTHERS SEASON-BY SEASON



1995-96

GENERAL MANAGER: Bryan Murray

HEAD COACH: Doug MacLean

CAPTAIN: Brian Skrudland

RECORD: 41-31-10 (92 Points)

STANDINGS: 3rd Atlantic Division, 4th Eastern Conference

1996 Eastern Conference Champions

NO	POS	NAME	GP	G	A	PTS	+/-	PIM	PP	SH	GW	SHOTS
27	RW	Scott Mellanby	79	32	38	70	4	160	19	0	3	225
44	C	Rob Niedermayer	82	26	35	61	1	107	11	0	6	155
24	D	Robert Svehla	81	8	49	57	-3	94	7	0	0	146
29	LW	Johan Garpenlov	82	23	28	51	-10	36	8	0	7	130
14	C	Stu Barnes	72	19	25	44	-12	46	8	0	5	158
26	C	Jesse Belanger	63	17	21	38	-5	10	7	0	1	140
12	LW	Tody Huli	78	20	17	37	5	25	2	0	3	120
21	RW	Tom Fitzgerald	82	13	21	34	3	75	1	6	2	141
11	LW	Bill Lindsay	73	12	22	34	13	57	0	3	2	118
6	D	Jason Woolley	52	6	28	34	-9	32	3	0	0	98
5	D	Gord Murphy	70	8	22	30	5	30	4	0	0	125
9	RW	*Radek Dvorak	77	13	14	27	5	20	0	0	4	126
20	C	Brian Skrudland	79	7	20	27	6	129	0	1	1	90
10	LW	Dave Lowry	63	10	14	24	-2	36	0	0	1	83
18	LW	Mike Hough	64	7	16	23	4	37	0	1	1	66
55	D	*Ed Jovanovski	70	10	11	21	-3	137	2	0	2	116
2	D	Terry Carkner	73	3	10	13	10	80	1	0	0	42
8	D	Magnus Svensson	27	2	9	11	-1	21	2	0	1	58
26	RW	Ray Sheppard	14	8	2	10	0	4	2	0	0	52
25	D	Geoff Smith	31	3	7	10	-4	20	2	0	0	34
3	D	Paul Laus	78	3	6	9	-2	236	0	0	0	45
28	C	Martin Straka	12	2	4	6	1	6	1	0	0	17
16	LW	Gilbert Dionne	5	1	2	3	0	0	0	0	0	12
23	D	* Rhett Warrenner	28	0	3	3	4	46	0	0	0	19
15	LW	*Brett Harkins	6	0	3	3	-2	6	0	0	0	4
19	RW	* Brad Smyth	7	1	1	2	-3	4	1	0	0	12
19	RW	*David Nemirovsky	9	0	2	2	-1	2	0	0	0	6
22	RW	Bob Kudelski	13	0	1	1	1	0	0	0	0	23
40	C	* Steve Washburn	1	0	1	1	0	0	0	0	0	1
7	LW	Mike Casselman	3	0	0	0	-1	0	0	0	0	2

GOALTENDERS			GP	W	L	T	GAA	MINS	SO	GA	SA	SV%
34	John Vanbiesbrouck		56	26	20	7	2.68	3118	2	141	1454	.903
30	Mark Fitzpatrick		34	15	11	3	2.96	1786	0	88	810	.891

*Indicates Rookie

GAME	DATE	OPP.	RES.	SCORE	RECORD	ATTEND.	GAME	DATE	OPP.	RES.	SCORE	RECORD	ATTEND.
1	Oct. 7	@New Jersey	L	0-4	0-1-0	19,040	42	Jan. 10	@Colorado	T-OT	4-4	27-12-3	16,061
2	Oct. 8	CALGARY	W	4-3	1-1-1	12,087	43	Jan. 12	@Dallas	T-OT	6-6	27-12-4	16,314
3	Oct. 11	MONTREAL	W	6-1	2-1-0	10,896	44	Jan. 16	SAN JOSE	W	4-1	28-12-4	12,108
4	Oct. 13	OTTAWA	W	6-2	3-1-0	10,085	45	Jan. 22	@Philadelphia	T-OT	1-1	28-12-5	17,380
5	Oct. 15	NY ISLANDERS	W	5-3	4-1-0	11,210	46	Jan. 23	@Washington	W	5-6	29-12-5	9,607
6	Oct. 17	CHICAGO	L	3-6	4-2-0	12,018	47	Jan. 25	MONTREAL	L	2-6	29-13-5	14,187
7	Oct. 21	HARTFORD	W	3-0	5-2-0	12,503	48	Jan. 27	BUFFALO	W	6-2	30-13-5	**14,703
8	Oct. 24	@Toronto	W	6-1	6-2-0	15,512	49	Jan. 29	PITTSBURGH	W	2-1	31-13-5	**14,703
9	Oct. 25	@Montreal	L	2-7	6-3-0	16,072	50	Jan. 31	@Buffalo	L	2-6	31-14-5	11,566
10	Oct. 28	@Ottawa	W	4-1	7-3-0	8,660	51	Feb. 1	@Boston	T-OT	2-2	31-14-6	17,430
11	Oct. 31	NY ISLANDERS	L-OT	4-5	7-4-0	10,896	52	Feb. 3	@Tampa Bay	W	5-3	32-14-6	20,828
12	Nov. 2	@Philadelphia	W	2-1	8-4-0	17,219	53	Feb. 7	@Detroit	L	2-4	32-15-6	19,983
13	Nov. 3	@Washington	W	3-2	9-4-0	15,713	54	Feb. 8	DETROIT	W	3-1	33-15-6	**14,703
14	Nov. 5	TAMPA BAY	W	4-1	10-4-0	11,252	55	Feb. 11	ST. LOUIS	T-OT	2-2	33-15-7	14,370
15	Nov. 7	PHILADELPHIA	W	4-2	11-4-0	12,469	56	Feb. 14	PHILADELPHIA	L	2-4	33-16-7	13,746
16	Nov. 9	EDMONTON	W	2-1	12-4-0	10,816	57	Feb. 16	COLORADO	L-OT	4-5	33-17-7	**14,703
17	Nov. 11	BUFFALO	W	4-1	13-4-0	14,042	58	Feb. 18	DALLAS	W	6-4	34-17-7	14,042
18	Nov. 14	TORONTO	W	5-2	14-4-0	11,492	59	Feb. 21	@New Jersey	W	4-1	35-17-7	15,872
19	Nov. 16	VANCOUVER	T-OT	2-2	14-4-1	12,016	60	Feb. 24	NY RANGERS	L	0-4	35-18-7	**14,703
20	Nov. 18	@Los Angeles	L	2-3	14-5-1	13,346	61	Feb. 25	@Buffalo	L	1-6	35-19-7	13,809
21	Nov. 19	@Anaheim	W	4-3	15-5-1	17,174	62	Feb. 29	WASHINGTON	T-OT	2-2	35-19-8	12,183
22	Nov. 21	NEW JERSEY	W	4-3	16-5-1	13,249	63	Mar. 2	@Hartford	L	1-7	35-20-8	11,935
23	Nov. 26	LOS ANGELES	W	5-1	17-5-1	**14,703	64	Mar. 5	@St. Louis	L	0-2	35-21-8	20,725
24	Nov. 29	PHILADELPHIA	L-OT	1-2	17-6-1	13,553	65	Mar. 7	@Winnipeg	L	3-5	35-22-8	11,322
25	Dec. 1	@Pittsburgh	L	1-2	17-7-1	15,754	66	Mar. 10	BOSTON	L	1-4	35-23-8	**14,703
26	Dec. 2	@Hartford	W	5-3	18-7-1	10,092	67	Mar. 11	@Chicago	L	4-8	35-24-8	19,772
27	Dec. 5	@Washington	W	4-3	19-7-1	8,126	68	Mar. 13	@NY Rangers	T-OT	3-3	35-24-9	18,200
28	Dec. 7	ANAHEIM	T-OT	3-3	19-7-2	12,142	69	Mar. 17	NEW JERSEY	W	3-0	36-24-9	**14,703
29	Dec. 9	BOSTON	W	3-1	20-7-2	**14,703	70	Mar. 19	OTTAWA	W	5-2	37-24-9	12,255
30	Dec. 11	@New Jersey	W	2-1	21-7-2	12,634	71	Mar. 21	NY ISLANDERS	W	3-2	38-24-9	12,704
31	Dec. 12	@NY Islanders	W	3-1	22-7-2	8,085	72	Mar. 23	@Tampa Bay	L	2-4	38-25-9	21,035
32	Dec. 14	@Boston	L	4-6	22-8-2	17,285	73	Mar. 27	@NY Rangers	L	0-3	38-26-9	18,200
33	Dec. 16	@Tampa Bay	W	7-2	23-8-2	16,241	74	Mar. 28	PITTSBURGH	L	2-3	38-27-9	**14,703
34	Dec. 21	WINNIPEG	W	6-1	24-8-2	13,601	75	Mar. 30	TAMPA BAY	L	1-2	38-28-9	**14,703
35	Dec. 23	NEW JERSEY	W	2-1	25-8-2	**14,703	76	Apr. 1	HARTFORD	W	3-2	39-28-9	13,159
36	Dec. 28	WASHINGTON	L	4-5	25-9-2	**14,703	77	Apr. 3	@Ottawa	L	1-3	39-29-9	13,074
37	Dec. 30	@Pittsburgh	L	5-6	25-10-2	17,181	78	Apr. 6	@Montreal	L	1-2	39-30-9	21,273
38	Jan. 3	@Vancouver	L	2-7	25-11-2	18,422	79	Apr. 8	@NY Rangers	W	5-3	40-30-9	18,200
39	Jan. 5	@Edmonton	W	3-2	26-11-2	11,762	80	Apr. 10	TAMPA BAY	L	1-2	40-31-9	**14,703
40	Jan. 6	@Calgary	L	0-2	26-12-2	16,792	81	Apr. 12	@NY Islanders	T-OT	1-1	40-31-10	14,744
41	Jan. 8	@San Jose	W	5-2	27-12-2	17,190	82	Apr. 14	NY RANGERS	W	5-1	41-31-10	**14,703

PANTHERS SEASON-BY SEASON



1996-97

GENERAL MANAGER: Bryan Murray

HEAD COACH: Doug MacLean

CAPTAIN: Brian Skrudland

RECORD: 35-28-19 (89 Points)

STANDINGS: 3rd Atlantic Division, 4th Eastern Conference

NO.	POS.	NAME	GP	G	A	PTS	+/-	PIM	PPG	SHG	GWG	SHOTS
26	RW	Ray Sheppard	68	29	31	60	4	4	13	0	7	226
27	RW	Scott Mellanby	82	27	29	56	7	170	9	1	4	221
24	D	Robert Svehla	82	13	32	45	2	86	5	0	3	159
19	RW	Radek Dvorak	78	18	21	39	-2	30	2	0	1	139
44	C	Rob Niedermayer	60	14	24	38	4	54	3	0	2	136
29	LW	Johan Garpenlov	53	11	25	36	10	47	1	0	1	83
11	LW	Bill Lindsay	81	11	23	34	1	120	0	1	3	168
10	LW	Dave Lowry	77	15	14	29	2	51	2	0	2	96
4	D	Per Gustafsson	58	7	22	29	11	22	2	0	1	105
28	C	Martin Straka	55	7	22	29	9	12	2	0	1	94
1	RW	Tom Fitzgerald	71	10	14	24	7	64	0	2	1	135
5	D	Gord Murphy	80	8	15	23	3	51	2	0	0	137
55	D	Ed Jovanovski	61	7	16	23	-1	172	3	0	1	80
20	C	Brian Skrudland	51	5	13	18	4	48	0	0	2	57
12	RW	Jody Hull	67	10	6	16	1	4	0	1	2	92
18	LW	Mike Hough	69	8	6	14	12	48	0	0	2	85
15	RW	* Dave Nemirovsky	39	7	7	14	1	32	1	0	0	53
2	D	Terry Carkner	70	0	14	14	-4	96	0	0	0	38
7	D	Rhett Warrenner	62	4	9	13	20	88	1	0	1	58
3	D	Paul Laus	77	0	12	12	13	313	0	0	0	63
14	C	Stu Barnes	19	2	8	10	-3	10	1	0	0	44
22	C	* Steve Washburn	18	3	6	9	2	4	1	0	0	21
23	C	Chris Wells	47	2	6	8	5	42	0	0	0	29
9	C	Kirk Muller	10	1	2	3	-2	4	1	0	1	21
17	C	* Jason Podollan	19	1	1	2	-3	4	1	0	0	20
19	RW	*Brad Smyth	8	1	0	1	-3	2	0	0	0	10
16	C	Craig Fisher	4	0	0	0	-2	0	0	0	0	2
25	D	Geoff Smith	3	0	0	0	1	2	0	0	0	2
16	C	Craig Ferguson	3	0	0	0	-1	0	0	0	0	5
18	D	Jason Woolley	3	0	0	0	1	2	0	0	0	7
8	RW	*Craig Martin	1	0	0	0	0	5	0	0	0	1
16	C	*Craig Ferguson	3	0	0	0	-1	0	0	0	0	5
6	D	Jason Woolley	3	0	0	0	1	2	0	0	0	7
8	RW	*Craig Martin	1	0	0	0	0	5	0	0	0	1

GOALTENDERS

	GP	W	L	T	GAA	MIN	SO	GA	SA	SV%
John Vanbiesbroeck	57	27	19	10	2.29	3347	2	128	1582	.919
Mark Fitzpatrick	30	8	9	9	2.36	1680	0	66	771	.914

*Indicates Rookie

GAME	DATE	OPP.	RES.	SCORE	RECORD	ATTEND.	GAME	DATE	OPP.	RES.	SCORE	RECORD	ATTEND.
1	Oct. 5	@Philadelphia	W	3-1	1-0-0	19,137	42	Jan. 11	@Calgary	W	4-1	22-11-9	17,273
2	Oct. 6	@NY Rangers	W	5-2	2-0-0	18,200	43	Jan. 14	@Vancouver	T-OT	4-4	22-11-10	18,422
3	Oct. 8	NY RANGERS	T-OT	1-1	2-0-1	** 14,703	44	Jan. 15	@Edmonton	L	0-4	22-12-10	15,673
4	Oct. 12	HARTFORD	W	6-0	3-0-1	** 14,703	45	Jan. 20	COLORADO	L	2-4	22-13-10	** 14,703
5	Oct. 16	@San Jose	T-OT	3-3	3-0-2	17,442	46	Jan. 22	@Hartford	L-OT	1-2	22-14-10	12,627
6	Oct. 17	@Colorado	W	2-1	4-0-2	16,061	47	Jan. 23	@Boston	W	4-1	23-14-10	15,856
7	Oct. 20	@Phoenix	T-OT	1-1	4-0-3	14,191	48	Jan. 25	TAMPA BAY	W	3-2	24-14-10	** 14,703
8	Oct. 23	OTTAWA	W	5-2	5-0-3	** 14,703	49	Jan. 28	MONTREAL	W	5-1	25-14-10	** 14,703
9	Oct. 25	NY RANGERS	W	6-4	6-0-3	** 14,703	50	Jan. 30	BOSTON	W	3-1	26-14-10	** 14,703
10	Oct. 27	@Philadelphia	W	3-2	7-0-3	18,903	51	Feb. 1	WASHINGTON	L	1-3	26-15-10	** 14,703
11	Oct. 29	@NY Rangers	T-OT	1-1	7-0-4	18,200	52	Feb. 3	@Montreal	T-OT	2-2	26-15-11	20,471
12	Oct. 30	CHICAGO	W	3-2	8-0-4	** 14,703	53	Feb. 6	@Buffalo	T-OT	1-1	26-15-12	16,440
13	Nov. 2	PHILADELPHIA	L	2-3	8-1-4	** 14,703	54	Feb. 7	@New Jersey	T-OT	2-2	26-15-13	18,303
14	Nov. 7	WASHINGTON	W	4-2	9-1-4	** 14,703	55	Feb. 9	NY RANGERS	W	4-3	27-15-13	** 14,703
15	Nov. 9	PITTSBURGH	W	4-2	10-1-4	** 14,703	56	Feb. 12	TAMPA BAY	W	5-2	28-15-13	** 14,703
16	Nov. 11	@Buffalo	L-OT	2-3	10-2-4	14,197	57	Feb. 15	@NY Islanders	L-OT	0-1	28-16-13	16,297
17	Nov. 13	@Montreal	W	5-3	11-2-4	20,761	58	Feb. 16	DETROIT	L	2-4	28-17-13	** 14,703
18	Nov. 15	NY ISLANDERS	T-OT	3-3	11-2-5	** 14,703	59	Feb. 18	@Pittsburgh	L	2-4	28-18-13	16,900
19	Nov. 18	WASHINGTON	L	2-4	11-3-5	** 14,703	60	Feb. 20	NEW JERSEY	T-OT	2-2	28-18-14	** 14,703
20	Nov. 20	LOS ANGELES	W	4-1	12-3-5	** 14,703	61	Feb. 22	PHILADELPHIA	L-OT	3-4	28-19-14	** 14,703
21	Nov. 22	@Dallas	W-OT	2-1	13-3-5	16,573	62	Feb. 25	SAN JOSE	T-OT	2-2	28-19-15	** 14,703
22	Nov. 23	@St. Louis	W	3-1	14-3-5	19,304	63	Feb. 27	ST. LOUIS	W-OT	3-2	29-19-15	** 14,703
23	Nov. 26	BUFFALO	W	4-3	15-3-5	** 14,703	64	Mar. 1	@Tampa Bay	L	0-2	29-20-15	19,517
24	Nov. 29	HARTFORD	T-OT	1-1	15-3-6	** 14,703	65	Mar. 5	PHOENIX	L	0-3	29-21-15	** 14,703
25	Dec. 1	@Detroit	W	4-2	16-3-6	19,983	66	Mar. 7	CALGARY	L	1-3	29-22-15	** 14,703
26	Dec. 3	@New Jersey	L	0-2	16-4-6	12,032	67	Mar. 9	BOSTON	L	1-3	29-23-15	** 14,703
27	Dec. 5	NY ISLANDERS	W	4-2	17-4-6	** 14,703	68	Mar. 11	NY ISLANDERS	W	3-2	30-23-15	** 14,703
28	Dec. 8	DALLAS	T-OT	1-1	17-4-7	** 14,703	69	Mar. 13	VANCOUVER	W	5-4	31-23-15	** 14,703
29	Dec. 10	@Philadelphia	L	4-5	17-5-7	19,228	70	Mar. 15	TORONTO	T-OT	3-3	31-23-16	** 14,703
30	Dec. 11	@Hartford	L	2-5	17-6-7	11,884	71	Mar. 17	@New Jersey	W	4-1	32-23-16	17,109
31	Dec. 15	EDMONTON	W	6-3	18-6-7	** 14,703	72	Mar. 19	@NY Islanders	L	4-7	32-24-16	11,139
32	Dec. 19	@Ottawa	L	2-5	18-7-7	13,264	73	Mar. 20	@Ottawa	T-OT	2-2	32-24-17	18,219
33	Dec. 20	@Chicago	W	3-1	19-7-7	18,985	74	Mar. 22	BUFFALO	L	3-2	32-24-17	** 14,703
34	Dec. 22	@NY Rangers	L	3-7	19-8-7	18,200	75	Mar. 27	OTTAWA	L	2-3	33-25-17	** 14,703
35	Dec. 23	@Philadelphia	W-OT	4-3	20-8-7	11,127	76	Mar. 29	TAMPA BAY	T-OT	1-1	33-25-18	** 14,703
36	Dec. 26	@Tampa Bay	T-OT	3-3	20-8-8	20,150	77	Mar. 31	@Pittsburgh	L	3-4	33-26-18	17,220
37	Dec. 28	@Washington	T-OT	1-1	20-8-9	18,130	78	Apr. 2	@Toronto	L	1-3	33-27-18	15,726
38	Dec. 29	MONTREAL	L	1-2	20-9-9	** 14,703	79	Apr. 5	@Boston	L	2-4	33-28-18	15,632
39	Jan. 1	ANAHEIM	L	0-3	20-10-9	** 14,703	80	Apr. 6	@Washington	T-OT	3-3	33-28-19	18,130
40	Jan. 4	@Los Angeles	W	5-0	21-10-9	12,227	81	Apr. 9	NEW JERSEY	W	4-2	34-28-19	** 14,703
41	Jan. 8	@Anaheim	L	2-3	21-11-9	17,174	82	Apr. 11	PITTSBURGH	W	4-2	35-28-19	** 14,703

PANTHERS SEASON-BY SEASON



1997-98

GENERAL MANAGER: Bryan Murray

CAPTAIN : Scott Mellanby

STANDINGS: 6th Atlantic Division., 12th Eastern Conference

HEAD COACH: Doug MacLean/Bryan Murray

RECORD: 35-28-19 (89 Points)

NO.	POS.	NAMEGP	G A	PTS	+/-	PIM	PPG	SHG	GWG	SHOTS		
14	LW	Ray Whitney	68	32	29	61	10	28	12	0	2	156
15	C	Dave Gagner	78	20	28	48	-21	55	5	1	1	165
24	D	Robert Svehla	79	9	34	43	-3	113	3	0	0	144
27	RW	Scott Mellanby	79	15	24	39	-14	127	6	0	1	188
19	RW	Radek Dvorak	64	12	24	36	-1	33	2	3	0	112
26	RW	Ray Sheppard	61	14	17	31	-13	21	5	0	0	136
9	C	Kirk Muller	70	8	21	29	-14	54	1	0	3	150
11	LW	Bill Lindsay	82	12	16	28	-2	80	0	2	5	150
25	C	Viktor Kozlov	46	12	11	23	-1	14	3	2	0	114
55	D	Ed Jovanovski	81	9	14	23	-12	158	2	1	3	142
51	RW	David Nemirovsky	41	9	12	21	-3	8	2	0	1	62
17	C	*Steve Washburn	58	11	8	19	-6	32	4	0	2	61
5	D	Gord Murphy	6	6	11	17	-3	46	3	0	0	123
22	RW	Dino Ciccarelli	28	5	11	16	-2	28	2	0	1	57
21	RW	Tom Fitzgerald	69	10	5	15	-4	57	0	1	1	105
44	C	Rob Niedermayer	33	8	7	15	-9	41	5	0	2	64
23	C	Chris Wells	61	5	10	15	4	47	0	1	0	64
3	D	Paul Laus	77	0	11	11	-5	293	0	0	0	57
97	LW	Esa Tikkanen	28	1	8	9	-7	16	0	0	0	34
2	D	Terry Carkner	74	1	7	8	6	63	0	0	1	34
6	D	Jeff Norton	19	0	7	7	-7	18	0	0	0	20
29	LW	Johan Garpenlov	39	2	3	5	-6	8	0	0	0	43
7	D	Rhett Warrene	19	0	4	4	-16	99	0	0	0	66
12	RW	Jody Hull	21	0	0	1	4	4	0	1	0	23
16	C	*Ryan Johnson	10	0	2	2	-4	0	0	0	0	6
8	D	Dallas Eakins	23	0	1	1	1	44	0	0	0	16
28	LW	*Peter Worrell	19	0	0	0	-4	153	0	0	0	15
10	LW	Dave Lowry	7	0	0	0	-1	2	0	0	0	4
4	D	*John Jakopin	2	0	0	0	-3	4	0	0	0	1
12	D	* Chris Allen	1	0	0	0	0	2	0	0	0	1
GOALTENDERS	GP	W	L	T	GAA	MIN	SO	GA	SA	SV%		
34	John Vanbiesbrouck	60	18	29	11	2.87	3451	4	165	1638	.899	
30	Mark Fitzpatrick	12	2	7	2	3.00	640	1	32	265	.879	
1	Kirk McLean	7	4	2	1	3.25	406	0	22	207	.874	
80	*Kevin Weekes	11	0	5	1	3.96	485	0	32	247	.870	

*Indicates Rookie

GAME	DATE	OPP.	RES.	SCORE	RECORD	ATTEND.	GAME	DATE	OPP.	RES.	SCORE	RECORD	ATTEND.
1	Oct. 1	@Philadelphia	L	1-3	0-1-0	19,381	42	Jan. 2	@Tampa Bay	T-OT	2-2	15-20-7	12,642
2	Oct. 4	@Pittsburgh	W	5-3	1-1-0	15,352	43	Jan. 4	ANAHEIM	T-OT	3-3	15-20-8	**14,703
3	Oct. 11	@St. Louis	L	3-5	1-2-0	17,730	44	Jan. 7	@Edmonton	L	2-3	15-21-8	14,797
4	Oct. 13	NY ISLANDERS	T-OT	2-2	1-2-1	**14,703	45	Jan. 9	@Calgary	T-OT	3-3	15-21-9	17,010
5	Oct. 15	TAMPA BAY	W	2-1	2-2-1	**14,703	46	Jan. 10	@Vancouver	T-OT	2-2	15-21-10	17,679
6	Oct. 16	@Dallas	L	0-4	2-3-1	14,812	47	Jan. 12	@Colorado	L	1-3	15-22-10	16,061
7	Oct. 19	PITTSBURGH	L	1-4	2-4-1	14,703	48	Jan. 14	@Phoenix	L	2-3	15-23-10	14,158
8	Oct. 22	@Montreal	L	0-3	2-5-1	20,301	49	Jan. 21	@Anaheim	L	3-8	15-24-10	17,001
9	Oct. 23	@Ottawa	T-OT	2-2	2-5-2	15,168	50	Jan. 22	@Los Angeles	L	1-3	15-25-10	12,920
10	Oct. 25	@Boston	W	5-4	3-5-2	14,560	51	Jan. 24	@San Jose	T-OT	1-1	15-26-11	17,483
11	Oct. 28	LOS ANGELES	T-OT	2-2	3-5-3	**14,703	52	Jan. 27	CAROLINA	W	3-0	16-25-11	**14,703
12	Oct. 30	OTTAWA	L	2-5	3-6-3	**14,703	53	Jan. 29	DALLAS	W	3-2	17-25-11	**14,703
13	Nov. 1	BUFFALO	L-OT	3-4	3-7-3	**14,703	54	Jan. 31	TAMPA BAY	W	2-0	18-25-11	**14,703
14	Nov. 5	NEW JERSEY	L	2-4	3-8-3	**14,703	55	Feb. 1	BUFFALO	L	2-5	18-26-11	**14,703
15	Nov. 6	@Buffalo	W	4-2	4-8-3	12,752	56	Feb. 3	DETROIT	T-OT	1-1	18-26-12	**14,703
16	Nov. 9	WASHINGTON	W	3-2	5-8-3	**14,703	57	Feb. 7	@Toronto	L	2-3	18-27-12	15,726
17	Nov. 12	NY ISLANDERS	T-OT	2-2	5-8-4	**14,703	58	Feb. 25	NEW JERSEY	L	2-3	18-28-12	**14,703
18	Nov. 14	PHILADELPHIA	L	2-5	5-9-4	**14,703	59	Feb. 27	@Detroit	L	1-3	18-29-12	19,983
19	Nov. 15	@NY Islanders	W	1-0	6-9-4	12,356	60	Mar. 4	NY RANGERS	L	3-4	18-30-12	14,703
20	Nov. 18	NY RANGERS	L	1-3	6-10-4	**14,703	61	Mar. 7	@Washington	L	3-6	18-31-12	15,916
21	Nov. 20	CALGARY	L	1-2	6-11-4	**14,703	62	Mar. 9	@Montreal	L	1-6	18-32-12	20,783
22	Nov. 22	@New Jersey	W-OT	2-1	7-11-4	19,040	63	Mar. 11	@Ottawa	L	3-5	18-33-12	15,539
23	Nov. 23	WASHINGTON	L	2-5	7-12-4	**14,703	64	Mar. 13	EDMONTON	L	0-4	18-34-12	**14,703
24	Nov. 26	BOSTON	W	10-5	8-12-4	**14,703	65	Mar. 15	CHICAGO	L	4-8	18-35-12	**14,703
25	Nov. 28	COLORADO	L	2-3	8-13-4	**14,703	66	Mar. 17	VANCOUVER	L	2-4	18-36-12	**14,703
26	Nov. 30	@NY Rangers	T-OT	1-1	8-13-5	18,200	67	Mar. 19	@Buffalo	L	1-6	18-37-12	12,916
27	Dec. 1	PHOENIX	L	2-3	8-14-5	**14,703	68	Mar. 21	@Tampa Bay	L	1-5	18-38-12	13,870
28	Dec. 5	@Washington	L-OT	2-3	8-15-5	19,740	69	Mar. 23	CAROLINA	L	3-5	18-39-12	14,511
29	Dec. 7	WASHINGTON	W	5-4	9-15-5	**14,703	70	Mar. 26	MONTREAL	W	5-4	19-39-12	**14,703
30	Dec. 10	@Carolina	W	5-2	10-15-5	7,219	71	Mar. 28	@Boston	W-OT	3-2	20-39-12	16,372
31	Dec. 12	@NY Rangers	W	4-3	11-15-5	18,200	72	Mar. 29	@Chicago	W	4-0	21-39-12	17,880
32	Dec. 13	@NY Islanders	L	1-4	11-16-5	10,343	73	Apr. 1	MONTREAL	L	3-4	21-40-12	14,416
33	Dec. 15	BOSTON	L	2-6	11-17-5	**14,703	74	Apr. 4	@Philadelphia	W	4-1	22-40-12	19,567
34	Dec. 17	NY RANGERS	L	2-4	11-18-5	**14,703	75	Apr. 5	PITTSBURGH	W	3-1	23-40-12	**14,703
35	Dec. 18	@Washington	W	4-0	12-18-5	10,414	76	Apr. 7	TORONTO	L	1-3	23-41-12	**14,703
36	Dec. 20	@Philadelphia	L	0-2	12-19-5	19,609	77	Apr. 9	PHILADELPHIA	W	3-2	24-41-12	**14,703
37	Dec. 23	ST. LOUIS	L	2-3	12-20-5	**14,703	78	Apr. 11	@Pittsburgh	T-OT	3-3	24-41-13	14,127
38	Dec. 26	@Carolina	W	5-2	13-20-5	8,684	79	Apr. 12	@New Jersey	T-OT	5-5	24-41-14	15,116
39	Dec. 27	@NY Islanders	W	6-2	14-20-5	**16,297	80	Apr. 14	OTTAWA	L	2-3	24-42-14	**14,703
40	Dec. 30	SAN JOSE	T-OT	2-2	14-20-6	**14,703	81	Apr. 16	PHILADELPHIA	L	3-7	24-43-14	**14,703
41	Jan. 1	NEW JERSEY	W-OT	2-1	15-20-6	**14,703	82	Apr. 18	@Tampa Bay	T-OT	2-2	24-43-15	14,261

PANTHERS SEASON-BY SEASON



1998-99

GENERAL MANAGER: Bryan Murray

CAPTAIN: Scott Mellanby

STANDINGS: 2nd Atlantic Division., 9th Eastern Conference

HEAD COACH: Terry Murray

RECORD: 30-34-18 (78 Points)

NO.	POS.	NAME	GP	G	A	PTS	+/-	PIM	PPG	SHG	GWG	SHOTS
14	LW	Ray Whitney	81	26	38	64	-3	18	7	0	6	193
44	C	Rob Niedermayer	82	18	33	51	-13	50	6	1	3	142
25	C	Viktor Kozlov	65	16	35	51	13	24	5	1	1	209
27	RW	Scott Mellanby	67	18	27	45	5	85	4	0	3	136
19	RW	Radek Dvorak	82	19	24	43	7	29	0	4	0	182
21	RW	*Mark Parrish	73	24	13	37	-6	25	5	0	5	129
24	D	Robert Svehla	80	8	29	37	-13	83	4	0	0	157
11	LW	Bill Lindsay	75	12	15	27	-1	92	0	1	2	135
16	LW	*Oleg Kvasha	68	12	13	25	5	45	4	0	2	138
29	LW	Johan Garpenlov	64	8	9	17	-9	42	0	1	0	71
10	RW	Pavel Bure	11	13	3	16	3	4	5	1	0	44
55	D	Ed Jovanovski	41	3	13	16	-4	82	1	0	1	68
9	C	Kirk Muller	82	4	11	15	-11	49	0	0	1	107
8	D	*Jaroslav Spacek	63	3	12	15	15	28	2	1	0	92
15	C	Dave Gagner	36	4	10	14	-7	39	2	0	0	50
2	D	Terry Carner	62	2	9	11	0	54	0	0	0	25
4	D	Bret Hedican	25	3	7	10	-2	17	0	0	1	38
3	D	Paul Laus	75	1	9	10	-1	218	0	0	0	54
28	LW	*Peter Worrell	62	4	5	9	0	258	0	0	2	50
26	D	*Dan Boyle	22	3	5	8	0	6	1	0	1	31
22	RW	Dino Ciccarelli	14	6	1	7	-1	27	5	0	1	23
5	D	Gord Murphy	51	0	7	7	4	16	0	0	0	56
7	D	Rhett Warrenner	48	0	7	7	-1	64	0	0	0	33
18	LW	Alex Hicks	51	0	6	6	-4	58	0	0	0	47
6	D	*Peter Ratchuk	24	1	2	-1	10	0	0	0	0	34
12	LW	*Marcus Nilson	8	1	1	2	2	5	0	0	1	7
23	C	Chris Wells	20	0	2	2	-4	31	0	0	0	28
17	C	*Ryan Johnson	1	1	0	1	0	0	0	0	0	1
15	D	*Jeff Ware	6	0	1	1	-6	6	0	0	0	1
33	D	*Filip Kuba	5	0	1	1	2	0	0	0	0	5
26	D	David Nemirovsky	2	0	1	1	1	0	0	0	0	2
12	LW	*Wayne Hay	9	0	0	0	-1	0	0	0	0	3
37	RW	*Herbert Vasiljevs	0	5	0	0	0	-1	2	0	0	6
7	D	Mike Wilson	4	0	0	0	2	0	0	0	0	8
17	C	Steve Washburn	4	0	0	0	-1	4	0	0	0	0
6	D	Jeff Norton	3	0	0	0	0	2	0	0	0	2
15	D	*John Jakopin	3	0	0	0	-1	0	0	0	0	0
17	C	*Vlacheslav Butsayev	1	0	0	0	-1	2	0	0	0	0
12	D	Chris Allen	1	0	0	0	1	0	0	0	0	0

GOALTENDERS	GP	W	L	T	GAA	MIN	SO	GA	SA	SV%
31	Sean Burke	59	21	24	14	2.66	3402	3	151	.907
1	Kirk McLean	30	9	10	4	2.74	1597	2	73	.900

*Indicates Rookie

GAME	DATE	OPP.	RES.	SCORE	RECORD	ATTEND.	GAME	DATE	OPP.	RES.	SCORE	RECORD	ATTEND.
1	Oct. 9	TAMPA BAY	W	4-1	1-0-0	** 19,227	42	Jan. 18	BUFFALO	L	0-4	15-16-11	17,661
2	Oct. 10	@Nashville	W	1-0	2-0-0	17,285	43	Jan. 20	@NY Islanders	W	5-2	16-11-11	11,283
3	Oct. 16	@Buffalo	T	2-2	2-0-1	18,595	44	Jan. 21	@NY Rangers	W	2-1	17-16-11	18,200
4	Oct. 21	LOS ANGELES	T	1-1	2-0-2	17,367	45	Jan. 26	@Philadelphia	T	3-3	17-16-12	19,554
5	Oct. 23	VANCOUVER	L	0-5	2-1-2	18,070	46	Jan. 27	MONTREAL	W	2-1	18-16-12	** 19,250
6	Oct. 24	@Washington	T	2-2	2-1-3	19,740	47	Jan. 30	DALLAS	L	2-5	18-17-12	** 19,250
7	Oct. 28	DETROIT	L	2-7	2-2-3	** 19,163	48	Feb. 3	TORONTO	W	5-2	19-17-12	17,763
8	Oct. 30	@Chicago	W	7-3	3-2-3	16,807	49	Feb. 5	@Pittsburgh	L	0-3	19-18-12	14,283
9	Oct. 31	@New Jersey	L	1-3	3-3-3	13,136	50	Feb. 6	@Carolina	T	3-3	19-18-13	11,059
10	Nov. 2	@NY Islanders	L	2-6	3-4-3	8,192	51	Feb. 8	ST. LOUIS	L	4-5	19-19-13	17,087
11	Nov. 4	CHICAGO	W	2-1	4-4-3	17,515	52	Feb. 11	@Ottawa	W	3-1	20-19-13	16,355
12	Nov. 7	NEW JERSEY	L	3-4	4-5-3	18,306	53	Feb. 13	@Montreal	L	0-4	20-20-13	21,273
13	Nov. 11	NY RANGERS	W	4-1	5-5-3	** 19,154	54	Feb. 15	SAN JOSE	T	2-2	20-20-14	18,700
14	Nov. 12	@Philadelphia	W	2-1	6-5-3	19,568	55	Feb. 17	@Dallas	L	1-2	20-21-14	16,928
15	Nov. 14	@Pittsburgh	L	0-4	6-6-3	13,230	56	Feb. 18	@St. Louis	T	0-0	20-21-15	16,272
16	Nov. 19	@Boston	T	5-5	6-6-4	14,440	57	Feb. 20	PHOENIX	W	7-1	21-21-15	** 19,250
17	Nov. 21	@New Jersey	T	3-3	6-6-5	16,033	58	Feb. 24	PHILADELPHIA	W	5-3	22-21-15	** 19,250
18	Nov. 22	PHILADELPHIA	L-OT	1-2	6-7-5	** 19,225	59	Feb. 26	@Detroit	T	5-5	22-21-16	19,983
19	Nov. 25	BOSTON	L	0-1	6-8-5	18,922	60	Feb. 27	@Toronto	L	1-4	22-22-16	18,800
20	Nov. 27	@Tampa Bay	W	2-1	7-8-5	11,473	61	Mar. 3	COLORADO	L	5-7	22-23-16	18,985
21	Nov. 28	BUFFALO	W	6-2	8-8-5	18,655	62	Mar. 6	CAROLINA	T	2-2	22-23-17	** 19,250
22	Dec. 1	@NY Rangers	L-OT	4-5	8-9-5	18,200	63	Mar. 8	@Montreal	W	5-2	23-23-17	20,323
23	Dec. 2	@Buffalo	L	1-2	8-10-5	14,966	64	Mar. 9	@Boston	L	0-2	23-24-17	15,032
24	Dec. 5	CAROLINA	L	3-3	8-10-6	17,384	65	Mar. 11	@Washington	W	2-1	24-24-17	16,184
25	Dec. 9	OTTAWA	W	6-5	9-10-6	16,994	66	Mar. 13	TAMPA BAY	W	1-0	25-24-17	** 19,250
26	Dec. 12	CALGARY	L	2-4	9-11-6	17,334	67	Mar. 17	@San Jose	L	2-4	25-25-17	17,483
27	Dec. 16	PITTSBURGH	W	4-1	10-11-6	18,165	68	Mar. 20	@Los Angeles	L	3-4	25-26-17	14,551
28	Dec. 19	EDMONTON	W	3-1	11-11-6	17,953	69	Mar. 21	@Anaheim	W	5-2	26-26-17	16,434
29	Dec. 23	WASHINGTON	L	0-4	11-12-6	18,505	70	Mar. 24	NY RANGERS	L	1-2	26-27-17	** 19,250
30	Dec. 26	@Tampa Bay	W	3-1	12-12-6	17,993	71	Mar. 26	NASHVILLE	W	4-1	27-27-17	17,755
31	Dec. 28	NY ISLANDERS	W	5-1	13-12-6	** 19,250	72	Mar. 28	NEW JERSEY	T	2-2	27-27-18	18,870
32	Dec. 30	@Pittsburgh	L	4-7	13-13-6	17,112	73	Mar. 31	NY ISLANDERS	L	3-5	27-28-18	18,028
33	Jan. 1	CAROLINA	T	3-3	13-13-7	18,505	74	Apr. 1	@Washington	L	3-5	27-29-18	13,511
34	Jan. 2	PITTSBURGH	L	2-4	13-14-7	** 19,250	75	Apr. 3	OTTAWA	L	4-6	27-30-18	18,829
35	Jan. 5	@Phoenix	T	2-2	13-14-8	14,104	76	Apr. 5	WASHINGTON	L	0-3	27-31-18	17,670
36	Jan. 6	@Colorado	T	2-2	13-14-9	16,061	77	Apr. 7	BOSTON	L	2-5	27-32-18	18,987
37	Jan. 8	@Vancouver	T	1-1	13-14-10	15,027	78	Apr. 9	@Buffalo	L	1-3	27-33-18	18,595
38	Jan. 10	@Calgary	W	2-1	14-14-10	15,348	79	Apr. 10	@Toronto	L	1-9	27-34-18	18,800
39	Jan. 13	TORONTO	T	3-3	14-14-11	17,552	80	Apr. 12	@Ottawa	W	2-0	28-34-18	17,996
40	Jan. 14	@Carolina	L	2-3	14-15-11	6,544	81	Apr. 14	MONTREAL	W-OT	3-2	29-34-18	18,755
41	Jan. 16	NY ISLANDERS	W	1-0	15-15-11	19,097	82	Apr. 17	TAMPA BAY	W	6-2	30-34-18	19,079

PANTHERS SEASON-BY SEASON



1999-00

GENERAL MANAGER: Bryan Murray

HEAD COACH: Terry Murray

CAPTAIN: Scott Mellanby

RECORD: 43-27-6-6 (98 Points)

STANDINGS: 2nd Atlantic Division, 5th Eastern Conference

NO	POS	NAME	TEAM	GP	G	A	PTS	+/-	PIM	PP	SH	GW	SHOTS
10	RW	Pavel Bure	FLA	74	58	36	94	25	16	11	2	14	360
14	C	Ray Whitney	FLA	81	29	42	71	16	35	5	0	3	198
25	C	Viktor Kozlov	FLA	80	17	53	70	16	24	6	0	2	223
24	D	Robert Svehla	FLA	82	9	40	49	23	64	3	0	1	143
27	RW	Scott Mellanby	FLA	77	18	28	46	14	126	6	0	2	134
21	RW	Mark Parrish	FLA	81	26	18	44	1	39	6	0	3	152
28	D	Jaroslav Spáček	FLA	82	10	26	36	7	53	4	0	1	111
44	C	Rob Niedermayer	FLA	81	10	23	33	-5	46	1	0	4	135
4	D	Bret Hedican	FLA	76	6	19	25	4	68	2	0	1	58
13	LW	Oleg Kvasha	FLA	78	5	20	25	3	34	2	0	0	110
26	RW	Ray Sheppard	FLA	47	10	10	20	-4	4	5	0	2	74
7	D	Mike Wilson	FLA	60	4	16	20	10	35	0	0	2	65
19	RW	Radek Dvorak	FLA	35	7	10	17	5	6	0	0	1	67
18	LW	Cam Stewart	FLA	65	9	7	16	-2	30	0	0	3	62
12	C	*Ryan Johnson	FLA	66	4	12	16	1	14	0	0	0	44
3	D	Paul Laus	FLA	77	3	8	11	-1	172	0	0	0	44
9	C	Len Barrie	FLA	14	4	6	10	4	6	0	0	0	15
8	LW	Peter Worrell	FLA	48	3	6	9	-7	169	2	0	1	45
16	C	Mike Sillinger	FLA	13	4	4	8	-1	16	2	0	1	20
2	D	Lance Pittick	FLA	62	3	5	7	7	44	0	0	1	26
22	D	Todd Simpson	FLA	82	1	6	7	5	202	0	0	0	50
5	D	*Filip Kuba	FLA	13	1	5	6	-3	2	1	0	1	16
16	RW	*Ivan Novoseltsev	FLA	14	2	1	3	-3	8	0	0	0	8
12	LW	Alex Hicks	FLA	8	1	2	3	3	4	0	0	0	6
48	LW	*Marcos Nilson	FLA	13	0	3	2	-2	4	0	0	0	9
46	D	*Brad Ference	FLA	9	0	2	2	2	2	0	0	0	6
45	D	*Dave Duerden	FLA	13	0	2	2	2	46	10	0	0	10
48	LW	*Craig Ferguson	FLA	2	0	0	0	0	0	0	0	0	1
47	C	*Eric Bognunski	FLA	3	0	0	0	-2	0	0	0	0	2
40	C	*Eric Bognunski	FLA	4	0	0	0	-1	2	0	0	0	5
48	LW	*Dwayne Hay	FLA	6	0	0	0	-2	2	0	0	0	3
23	C	Chris Wells	FLA	13	0	0	0	-5	13	0	0	0	5
15	D	*John Jakopin	FLA	17	0	0	0	-2	26	0	0	0	1

NO	GOALTENDERS	GP	W	L	T	GAA	MINS	SO	GA	SA	SV%
32	Rich Shulmistra	1	1	0	0	1.00	60	0	1	21	.952
30	Mikhail Shtalenkov	15	8	4	2	2.31	882	0	34	369	.908
29	Mike Vernon	34	18	13	2	2.47	2019	1	83	1020	.919
1	Sean Burke	7	2	5	0	2.58	418	0	18	208	.913
37	Trevor Kidd	28	14	11	2	2.63	1574	1	69	809	.915

*Indicates Rookie

GAME	DATE	OPP.	RES.	SCORE	REC.	ATTEND.	GAME	DATE	OPP.	RES.	SCORE	REC.	ATTEND.
1	Oct. 2	WASHINGTON	W	4-3	1-0-0-0	16,767	42	Jan. 14	CAROLINA	W	5-1	25-11-3-3	15,073
2	Oct. 6	LOS ANGELES	W	4-2	2-0-0-0	13,751	43	Jan. 15	@Tampa Bay	W	5-2	26-11-3-3	14,619
3	Oct. 9	DETROIT	T	2-2	2-0-1-0	18,239	44	Jan. 17	PHILADELPHIA	W	3-1	27-11-3-3	17,029
4	Oct. 12	@Montreal	W	2-1	3-0-1-0	19,380	45	Jan. 19	WASHINGTON	L	1-3	27-12-3-3	14,002
5	Oct. 13	@Toronto	L	2-3	3-1-1-0	18,765	46	Jan. 21	@Atlanta	T	3-3	27-12-4-3	17,814
6	Oct. 16	ANAHEIM	W-OT	3-2	4-1-1-0	14,854	47	Jan. 22	BOSTON	W-OT	4-3	28-12-4-3	18,423
7	Oct. 20	VANCOUVER	W	5-2	5-1-1-0	14,585	48	Jan. 26	NEW JERSEY	L	2-3	28-13-4-3	15,689
8	Oct. 22	CALGARY	L-OT	2-3	5-1-1-1	14,423	49	Jan. 27	@Philadelphia	L	2-4	28-14-4-3	19,781
9	Oct. 24	@Philadelphia	L	0-2	5-2-1-1	19,301	50	Jan. 29	EDMONTON	W	2-1	29-14-4-3	16,181
10	Oct. 27	NY ISLANDERS	W	6-3	6-2-1-1	14,342	51	Feb. 1	@Carolina	L	2-4	29-15-4-3	8,482
11	Oct. 29	@Buffalo	L-OT	2-3	6-2-1-2	17,503	52	Feb. 2	MONTREAL	W	3-1	30-15-4-3	15,066
12	Oct. 30	@Ottawa	L	0-5	6-3-1-2	15,239	53	Feb. 9	SAN JOSE	W	4-1	31-15-4-3	14,274
13	Nov. 3	@Edmonton	T	2-2	6-3-2-2	13,644	54	Feb. 11	@Ottawa	L	3-5	31-16-4-3	17,763
14	Nov. 5	@Vancouver	L	2-3	6-4-2-2	17,055	55	Feb. 12	@Boston	W	5-1	32-16-4-3	17,565
15	Nov. 6	@Calgary	W	6-3	7-4-2-2	15,735	56	Feb. 14	@Montreal	L	1-4	32-17-4-3	18,781
16	Nov. 10	ATLANTA	W	4-1	8-4-2-2	14,745	57	Feb. 16	NY RANGERS	W	3-0	33-17-4-3	17,437
17	Nov. 13	BUFFALO	W	3-1	9-4-2-2	16,221	58	Feb. 19	PITTSBURGH	L	1-2	33-18-4-3	** 19,250
18	Nov. 17	@Colorado	W	2-1	10-4-2-2	18,001	59	Feb. 21	OTTAWA	L	2-4	33-19-4-3	15,226
19	Nov. 18	@St. Louis	L	0-3	10-5-2-2	16,619	60	Feb. 23	@Washington	L-OT	2-3	33-19-4-4	14,386
20	Nov. 20	PITTSBURGH	W-OT	2-1	11-5-2-2	16,349	61	Feb. 24	@Carolina	W	4-2	34-19-4-4	10,494
21	Nov. 24	PHILADELPHIA	L	1-6	11-6-2-2	16,624	62	Feb. 26	CAROLINA	L-OT	1-2	34-19-4-5	16,801
22	Nov. 26	NY RANGERS	W	6-2	12-6-2-2	17,276	63	Feb. 28	BUFFALO	L	2-5	34-20-4-5	14,916
23	Nov. 27	ATLANTA	W	3-0	13-6-2-2	14,618	64	Mar. 1	TORONTO	W	3-1	35-20-4-5	15,896
24	Dec. 3	@Atlanta	L	1-2	13-7-2-2	18,545	65	Mar. 3	@NY Rangers	L	2-4	35-21-4-5	18,200
25	Dec. 4	WASHINGTON	W	2-1	14-7-2-2	14,805	66	Mar. 4	ST. LOUIS	T	1-1	35-21-5-5	17,357
26	Dec. 8	@Phoenix	W	6-1	15-7-2-2	14,891	67	Mar. 7	@Washington	L	2-4	35-22-5-5	15,035
27	Dec. 10	@Dallas	L	3-4	15-8-2-2	17,001	68	Mar. 10	@Tampa Bay	W	4-3	36-22-5-5	12,232
28	Dec. 11	@Nashville	W	4-2	16-8-2-2	16,257	69	Mar. 11	CHICAGO	L	2-5	36-23-5-5	18,223
29	Dec. 15	NASHVILLE	W	3-2	17-8-2-2	13,793	70	Mar. 16	@Pittsburgh	L	2-4	36-24-5-5	16,958
30	Dec. 17	@Buffalo	W	4-2	18-8-2-2	16,753	71	Mar. 18	@NY Islanders	W	4-2	37-24-5-5	10,019
31	Dec. 18	@Pittsburgh	W	5-2	19-8-2-2	15,498	72	Mar. 19	@New Jersey	L	2-5	37-25-5-5	16,575
32	Dec. 20	TORONTO	L	4-6	19-9-2-2	16,794	73	Mar. 21	@NY Rangers	W	4-3	38-25-5-5	18,200
33	Dec. 22	ATLANTA	T	3-3	19-9-3-3	15,154	74	Mar. 23	@Boston	W	3-1	39-25-5-5	15,808
34	Dec. 26	@Carolina	L-OT	3-4	19-9-3-3	13,940	75	Mar. 25	MONTREAL	W	4-2	40-25-5-5	17,917
35	Dec. 27	@Tampa Bay	W	6-1	20-9-3-3	16,802	76	Mar. 29	DALLAS	L	1-4	40-26-5-5	16,484
36	Dec. 30	@Chicago	L	1-2	20-10-3-3	17,752	77	Mar. 31	OTTAWA	W	3-1	41-26-5-5	14,835
37	Jan. 1	TAMPA BAY	W	7-5	21-10-3-3	17,802	78	Apr. 1	TAMPA BAY	T	3-3	41-26-6-5	16,855
38	Jan. 5	@Anaheim	W	5-1	22-10-3-3	13,024	79	Apr. 3	NEW JERSEY	W	5-2	42-26-6-5	15,427
39	Jan. 6	@Los Angeles	L	2-4	22-11-3-3	14,114	80	Apr. 5	BOSTON	T	6-3	43-26-6-5	16,655
40	Jan. 8	@San Jose	W	4-2	23-11-3-3	17,483	81	Apr. 8	@New Jersey	L-OT	1-2	43-26-6-6	17,564
41	Jan. 12	NY ISLANDERS	W	4-3	24-11-3-3	14,602	82	Apr. 9	@ NY Islanders	L	2-3	43-27-6-6	9,316

PANTHERS SEASON-BY SEASON



2000-01

GENERAL MANAGER: Bryan Murray

HEAD COACH: Terry Murray/Duane Sutter

CAPTAIN: Scott Mellanby

RECORD: 22-38-13-9 (66 Points)

STANDINGS: 3rd Southeast Division., 12th Eastern Conference

NO	POS	NAME	TEAM	GP	G	A	PTS	+/-	PIM	PP	SH	GW	SHOTS
10	R	Pavel Bure	FLA	82	59	33	92	-2	58	19	28	8	384
25	C	Viktor Kozlov	FLA	51	14	23	37	-4	10	6	13	2	139
18	L	Marcus Nilson	FLA	78	12	24	36	-3	74	0	6	2	141
16	C	Mike Sillinger	FLA,OTT	55	13	21	34	-12	44	1	12	2	100
44	C	Rob Niedermayer	FLA	67	12	20	32	-12	50	3	8	0	115
4	L	Ray Whitney	FLA,CBJ	43	10	21	31	-16	28	5	12	0	117
24	D	Robert Svehla	FLA	82	6	22	28	-8	76	0	3	0	121
17	L	Greg Adams	FLA	60	11	12	23	-3	10	2	2	1	66
9, 19	C	Len Barrie	FLA	60	5	18	23	4	135	0	3	2	48
26	D	Dan Boyle	FLA	69	4	18	22	-14	28	1	13	0	83
29	D	Anders Eriksson	CHI,FLA	60	0	21	21	2	28	0	10	0	80
4	D	Bret Medican	FLA	70	5	15	20	-7	72	4	6	1	104
12	C	Olli Jokinen	FLA	78	6	10	16	-22	106	0	0	0	121
21	R	Denis Shvidki	FLA	43	6	10	16	6	16	0	3	1	28
13	L	Vinny Prospal	OTT,FLA	34	4	12	16	-2	10	1	5	0	68
27	R	Scott Mellanby	FLA,STL	40	4	9	13	-13	46	1	3	0	58
9	C	Igor Larionov	FLA,DET	26	5	6	11	-11	10	2	5	0	15
8	L	Peter Worrell	FLA	71	3	7	10	-10	248	0	1	0	86
39	R	Ivan Novoseltsev	FLA	38	3	6	9	-5	16	0	1	0	34
11	C	Kevin Adams	CBJ,FLA	12	3	6	9	7	2	0	0	2	21
19,41,68	C	Serge Payer	FLA	43	5	1	6	0	21	0	0	0	34
36	R	Joey Tetarenko	FLA	29	3	1	4	-1	44	0	0	0	21
22	D	Todd Simpson	FLA,PHX	25	1	3	4	0	74	0	0	1	26
28	D	Jaroslav Spacek	FLA,CHI	12	2	1	3	-4	8	1	1	0	21
15	D	John Jakopin	FLA	60	1	2	4	-62	0	0	0	0	23
2	D	Lance Pittick	FLA	68	1	2	3	-5	42	0	0	0	24
3	D	Paul Laus	FLA	25	1	2	3	5	66	0	0	0	18
5	D	Yan Golubovsky	FLA	6	0	2	2	3	2	0	0	0	4
47, 49	R	Lance Ward	FLA	30	0	2	2	-3	45	0	0	0	17
41	C	Andrei Podkonicky	FLA	6	1	0	1	0	2	0	0	0	5
7	D	Mike Wilson	FLA	19	0	1	1	-7	25	0	0	0	26
5, 45	D	Brad Ference	FLA	14	0	1	1	-10	14	0	0	0	5
23	D	Rocky Thompson	FLA	4	0	0	0	0	19	0	0	0	0
43	R	Paul Brousseau	FLA	1	0	0	0	0	0	0	0	0	0
35	D	Peter Ratchuk	FLA	8	0	0	0	-1	0	0	0	0	1
43	C	David Emma	FLA	6	0	0	0	-1	0	0	0	0	6

NO	GOALTENDERS	GP	W	L	T	GAA	MIN	SO	GA	SA	SV%
1	Roberto Luongo	47	12	24	7	2.44	2628:21	5	107	1,333	0.92
37	Trevor Kidd	42	10	23	6	3.31	2353:52	1	130	1,217	0.893

*Indicates Rookie

GAME	DATE	OPP.	RES.	SCORE	REC.	ATTEND.	GAME	DATE	OPP.	RES.	SCORE	REC.	ATTEND.
1	Oct. 6	VANCOUVER	L-OT	3-4	0-0-0-1	17,535	42	Jan. 9	@ Carolina	L	3-7	8-21-7-6	8,732
2	Oct. 9	@Boston	L	2-4	0-1-0-1	14,415	43	Jan. 12	CAROLINA	T	2-2	8-21-8-6	12,727
3	Oct. 13	CAROLINA	T	2-2	0-1-1-1	13,764	44	Jan. 13	PHILADELPHIA	L	1-4	8-22-8-6	16,105
4	Oct. 18	@Phoenix	L-OT	1-2	0-1-1-2	12,862	45	Jan. 15	DALLAS	W	2-0	9-22-8-6	13,238
5	Oct. 20	@Colorado	L	1-5	0-2-1-2	18,007	46	Jan. 17	@Chicago	L	0-5	9-23-8-6	12,750
6	Oct. 22	@Minnesota	T	0-0	0-2-2-2	18,064	47	Jan. 19	@Buffalo	L	0-1	9-24-8-6	18,690
7	Oct. 25	NEW JERSEY	L	1-2	0-3-2-2	13,791	48	Jan. 20	@Philadelphia	L	3-5	9-25-8-6	19,682
8	Oct. 27	@Nashville	T	3-3	0-3-2-2	15,143	49	Jan. 22	@Boston	W	3-2	10-26-8-6	14,770
9	Oct. 28	OTTAWA	W	3-1	1-3-3-2	14,501	50	Jan. 24	@Washington	L	1-2	10-26-8-6	16,780
10	Oct. 30	@New Jersey	L-OT	5-6	1-3-3-3	13,168	51	Jan. 26	OTTAWA	L-OT	4-5	10-26-8-7	12,958
11	Nov. 1	NY ISLANDERS	L	0-3	1-4-3-3	13,371	52	Jan. 27	TAMPA BAY	W-OT	3-2	11-26-8-7	14,612
12	Nov. 4	WASHINGTON	L	2-3	1-5-3-3	14,656	53	Jan. 30	@Tampa Bay	L	3-4	11-27-8-7	11,752
13	Nov. 8	MONTREAL	L	2-4	1-6-3-3	14,028	54	Jan. 31	BUFFALO	W	5-2	12-27-8-7	13,003
14	Nov. 10	CALGARY	T	3-3	1-6-4-3	14,085	55	Feb. 7	MINNESOTA	W	2-1	13-27-8-7	12,422
15	Nov. 13	ATLANTA	L	4-4	1-7-4-3	13,686	56	Feb. 9	NY RANGERS	L	2-4	13-28-8-7	17,273
16	Nov. 15	@Carolina	W	4-1	2-7-4-3	11,088	57	Feb. 10	@Atlanta	W	7-3	14-28-8-7	18,196
17	Nov. 17	@Columbus	W	3-0	3-7-4-3	17,615	58	Feb. 14	PHOENIX	W	4-3	15-28-8-7	12,785
18	Nov. 18	@Ottawa	L	2-5	3-8-4-3	18,204	59	Feb. 16	BOSTON	W	2-1	16-28-8-7	15,196
19	Nov. 21	@Montreal	W	4-1	4-8-4-3	19,009	60	Feb. 19	ST. LOUIS	W	3-0	17-28-8-7	14,305
20	Nov. 24	@Tampa Bay	L	1-2	4-9-4-3	19,424	61	Feb. 21	@Pittsburgh	L-OT	2-3	17-28-8-7	16,958
21	Nov. 25	TAMPA BAY	W-OT	2-1	5-9-4-3	15,612	62	Feb. 22	@Ottawa	L	2-4	17-29-8-8	18,500
22	Nov. 29	CAROLINA	L-OT	1-2	5-9-4-4	13,008	63	Feb. 24	@NY Islanders	L	4-5	17-30-8-8	13,224
23	Dec. 1	DETROIT	L	1-3	5-10-4-4	17,013	64	Feb. 26	@New Jersey	L	3-5	17-31-8-8	14,114
24	Dec. 2	@St. Louis	L	2-5	5-11-4-4	19,364	65	Feb. 28	@NY Rangers	L	2-4	17-32-8-8	18,200
25	Dec. 4	@Toronto	T	4-4	5-11-5-4	19,144	66	Mar. 2	ATLANTA	L	3-4	17-33-8-8	15,711
26	Dec. 6	NY ISLANDERS	L	1-4	5-12-5-4	13,034	67	Mar. 3	@Atlanta	T	2-2	17-33-8-8	16,331
27	Dec. 8	@Atlanta	L-OT	3-4	5-12-5-5	15,002	68	Mar. 7	SAN JOSE	T	3-3	17-33-10-8	12,855
28	Dec. 9	Colorado	L	2-4	5-13-5-5	15,290	69	Mar. 9	COLUMBUS	L-OT	6-7	17-33-10-9	13,358
29	Dec. 13	@Detroit	T	3-3	5-13-5-5	19,995	70	Mar. 11	@NY Islanders	W	4-1	18-33-10-9	15,178
30	Dec. 15	@Pittsburgh	W	4-1	6-13-6-5	15,004	71	Mar. 14	EDMONTON	T	2-2	18-33-11-9	13,100
31	Dec. 16	@Buffalo	L	2-3	6-14-6-5	17,403	72	Mar. 16	PITTSBURGH	L	3-6	18-34-11-9	**19,250
32	Dec. 18	@NY Rangers	L	3-6	6-15-6-5	18,200	73	Mar. 17	TORONTO	L	3-5	18-35-11-9	16,205
33	Dec. 20	PITTSBURGH	T	2-2	6-15-7-5	13,992	74	Mar. 20	@Montreal	T	3-3	18-35-12-9	20,080
34	Dec. 22	NEW JERSEY	L	0-2	6-16-7-5	14,428	75	Mar. 21	@Toronto	W	3-1	19-35-12-9	19,309
35	Dec. 23	@Washington	L	3-5	6-17-7-5	15,001	76	Mar. 23	WASHINGTON	W	4-1	20-35-12-9	14,354
36	Dec. 27	PHILADELPHIA	L	2-5	6-18-7-5	16,160	77	Mar. 28	MONTREAL	T	2-2	20-35-13-9	14,239
37	Dec. 29	BOSTON	W	3-0	7-18-7-5	15,336	78	Mar. 30	TAMPA BAY	L	2-4	20-36-13-9	15,937
38	Dec. 30	TORONTO	L	4-4	7-19-7-5	17,874	79	Apr. 2	BUFFALO	L	3-5	20-37-13-9	13,211
39	Jan. 3	@Anaheim	L-OT	2-3	7-19-7-6	11,396	80	Apr. 3	@Philadelphia	W	2-1	21-37-13-9	19,545
40	Jan. 4	@Los Angeles	W	4-3	8-19-7-6	14,137	81	Apr. 5	@Washington	L	0-3	21-38-13-9	14,727
41	Jan. 6	@San Jose	L	1-3	8-20-7-6	17,496	82	Apr. 7	NY RANGERS	W	3-0	22-38-13-9	18,389

PANTHERS SEASON-BY SEASON



2001-02

GENERAL MANAGER: Bill Torrey/Chuck Fletcher (Interim)

HEAD COACH: Duane Sutter/Mike Keenan

CAPTAIN: Pavel Bure/Paul Laus

RECORD: 22-44-10-6 (60 Points)

STANDINGS: 4th Southeast Division., 14th Eastern Conference

NO	POS	NAME	TEAM	GP	G	A	PTS	+/-	PIM	PP	SH	GW	SHOTS
10	RW	Pavel Bure	FLA	56	22	27	49	-14	56	9	1	1	238
22	LW	*Kristian Huselius	FLA	79	23	22	45	-4	14	6	1	3	169
18	LW	Marcus Nilson	FLA	81	14	19	33	-14	55	6	1	2	147
28	C	Jason Wiemer	FLA	70	11	20	31	-4	178	5	1	1	115
44	D	Sands Ozoilish	FLA	37	10	19	29	-3	24	2	0	1	101
39	RW	Ivan Novoseltsev	FLA	70	13	16	29	-10	44	1	1	5	109
12	C	Olli Jokinen	FLA	80	9	20	29	-16	98	3	1	0	163
24	D	Robert Svehla	FLA	82	7	22	29	-19	87	3	0	0	119
14	LW	*Niklas Hagman	FLA	78	10	18	28	-6	8	0	1	2	134
25	C	Viktor Kozlov	FLA	50	9	18	27	-16	20	6	0	1	143
20	RW	Valeri Bure	FLA	31	8	10	18	-3	12	2	0	1	100
45	D	Brad Ference	FLA	80	2	15	17	-13	254	0	0	0	65
26	RW	*Pierre Dagenais	FLA	26	7	8	15	-4	4	2	0	0	47
16	C	Kevin Adams	FLA	44	4	8	12	-3	28	0	1	0	71
43	C	Bryon Ritchie	FLA	31	5	6	11	-2	34	2	0	0	55
55	D	Igor Ulanov	FLA	14	0	4	4	-3	11	0	0	0	9
11	LW	Bill Lindsay	FLA	63	4	7	11	-11	117	0	0	1	63
4	D	Bret Hedican	FLA	31	3	7	10	-4	12	0	0	0	46
8	LW	Peter Worrell	FLA	79	4	5	9	-15	354	0	0	1	65
3	D	Paul Laus	FLA	45	4	3	7	1	157	0	1	0	39
26	D	Dan Boyle	FLA	25	3	3	6	-1	12	1	0	0	31
49	D	Lance Ward	FLA	68	1	4	5	-20	131	0	0	0	39
17	C	Ryan Johnson	FLA	29	1	3	4	-5	10	0	0	0	24
38	LW	*Eric Beaudoin	FLA	8	1	3	4	-2	4	0	0	1	11
10	D	Jeff Norton	FLA	29	0	1	4	-5	8	0	0	0	13
21	RW	Denis Shvidki	FLA	8	1	2	3	-4	2	0	0	0	11
19	C	*Stephen Weiss	FLA	7	1	2	2	2	0	1	0	0	15
2	D	Lance Pittick	FLA	35	1	1	2	-14	12	0	0	0	15
42	D	Brad Norton	FLA	22	0	2	2	-2	45	0	0	0	6
36	D	Joey Tetarenko	FLA	38	1	0	1	-5	123	0	0	0	10
32	D	*Kyle Rossiter	FLA	2	0	0	0	-1	2	0	0	0	0
42	C	Matt Herr	FLA	3	0	0	0	-2	0	0	0	0	0
33	RW	*David Morisset	FLA	4	0	0	0	-7	5	0	0	0	2
29	D	*Lukas Krajicek	FLA	5	0	0	0	0	0	0	0	0	3
23	RW	*Rocky Thompson	FLA	6	0	0	0	12	0	0	0	0	0
41	C	*Nick Smith	FLA	15	0	0	0	-1	0	0	0	0	2
42	D	Brad Norton	FLA	22	0	2	2	-2	45	0	0	0	6

NO	GOALTENDERS	GP	W	L	T	SA	SVS	GA	SV%	GAA
1	Roberto Luongo	58	16	33	4	1653	1513	140	.915	2.77
37	Trevor Kidd	33	4	16	5	857	767	90	.895	3.21
31	Wade Flaherty	4	2	1	1	148	136	12	.919	2.94

*Indicates Rookie

GAME	DATE	OPP.	RES.	SCORE	REC.	ATTEND.	GAME	DATE	OPP.	RES.	SCORE	REC.	ATTEND.
1	Oct. 4	@ Philadelphia	L	2-5	0-10-0	19,545	42	Jan. 7	@ Washington	W	2-1	14-22-3-3	17,295
2	Oct. 7	NY ISLANDERS	L	0-3	0-2-0-0	**19,250	43	Jan. 9	DALLAS	L	2-3	14-23-3-3	15,225
3	Oct. 7	@ Tampa Bay	W	5-0	1-2-0-0	12,658	44	Jan. 11	OTTAWA	L	2-4	14-24-3-3	14,105
4	Oct. 10	OTTAWA	L	0-2	1-3-0-0	14,651	45	Jan. 12	WASHINGTON	L	0-1	14-25-3-3	15,519
5	Oct. 13	PHILADELPHIA	L	2-5	1-4-0-0	16,547	46	Jan. 16	CHICAGO	L	0-3	14-26-3-3	14,341
6	Oct. 16	@ Vancouver	T-OT	2-2	1-4-1-0	16,859	47	Jan. 18	@ Dallas	W	3-2	15-26-3-3	18,532
7	Oct. 18	@ Calgary	L	1-3	1-5-1-0	15,093	48	Jan. 19	ATLANTA	L	1-6	15-27-3-3	15,292
8	Oct. 20	@ Edmonton	L	2-6	1-6-1-0	16,339	49	Jan. 21	MONTREAL	W	7-5	16-27-3-3	14,722
9	Oct. 24	WASHINGTON	L-OT	3-4	1-6-1-1	14,064	50	Jan. 23	NEW JERSEY	L	1-3	16-28-3-3	15,969
10	Oct. 26	LOS ANGELES	W	3-2	2-6-1-1	18,093	51	Jan. 25	@ Carolina	T-OT	1-1	16-28-4-3	18,730
11	Oct. 28	@ Pittsburgh	T-OT	2-2	2-6-2-1	16,449	52	Jan. 26	@ Boston	L	2-4	16-29-4-3	17,565
12	Oct. 30	@ NY Islanders	L	2-3	2-7-2-1	9,271	53	Jan. 30	PHOENIX	L	1-3	16-30-4-3	17,191
13	Oct. 31	@ NY Rangers	W	3-1	3-7-2-1	17,114	54	Feb. 4	NY ISLANDERS	T-OT	6-6	16-30-5-3	14,030
14	Nov. 3	NY RANGERS	L	3-5	3-8-2-1	18,238	55	Feb. 6	TAMPA BAY	L	2-3	16-31-5-3	13,684
15	Nov. 7	PITTSBURGH	W	2-0	4-8-2-1	16,164	56	Feb. 7	@ Tampa Bay	W	3-1	17-31-5-3	14,911
16	Nov. 10	PHILADELPHIA	L-OT	2-3	4-8-2-2	17,977	57	Feb. 9	@ Boston	L	1-4	17-32-5-3	17,565
17	Nov. 12	BUFFALO	L	3-5	4-9-2-2	13,392	58	Feb. 12	@ Nashville	L	0-1	17-33-5-3	14,025
18	Nov. 14	TORONTO	L	2-3	4-10-2-2	15,374	59	Feb. 13	@ Chicago	L	4-5	17-34-5-3	15,197
19	Nov. 16	@ Buffalo	W	2-0	5-10-2-2	17,568	60	Feb. 26	@ Washington	L	3-4	17-35-5-3	15,803
20	Nov. 17	@ Montreal	L-OT	0-1	5-10-2-3	19,923	61	Feb. 27	DETROIT	L-OT	2-3	17-35-5-4	**19,250
21	Nov. 19	@ Toronto	L	1-5	5-11-2-3	19,219	62	Mar. 2	@ Tampa Bay	L	2-3	17-36-5-4	16,684
22	Nov. 21	ANAHEIM	W	6-0	6-11-2-3	15,232	63	Mar. 5	@ Pittsburgh	L-OT	5-6	17-36-5-5	12,652
23	Nov. 24	NEW JERSEY	L	1-5	6-12-2-3	18,875	64	Mar. 8	EDMONTON	W	5-4	18-36-5-5	15,914
24	Nov. 27	@ Colorado	L	1-4	6-13-2-3	18,007	65	Mar. 9	NASHVILLE	T-OT	2-2	18-36-6-5	15,378
25	Nov. 29	@ Minnesota	L	0-6	6-14-2-3	18,064	66	Mar. 13	CALGARY	T-OT	3-3	18-36-7-5	13,868
26	Dec. 1	ATLANTA	L	2-5	6-15-2-3	17,864	67	Mar. 15	BUFFALO	W	5-2	19-36-7-5	15,571
27	Dec. 5	COLUMBUS	W	2-0	7-15-2-3	13,419	68	Mar. 17	@ Ottawa	L	0-2	19-37-7-5	16,405
28	Dec. 8	CAROLINA	L	2-3	7-16-2-3	15,774	69	Mar. 20	MONTREAL	L	1-4	19-38-7-5	14,609
29	Dec. 12	@ Carolina	L	1-4	7-17-2-3	10,281	70	Mar. 21	@ Carolina	L	2-3	19-39-7-5	15,088
30	Dec. 14	@ New Jersey	W	3-2	8-17-2-3	14,211	71	Mar. 23	BOSTON	L	1-3	19-40-7-5	16,403
31	Dec. 15	@ NY Islanders	W	3-1	9-17-2-3	13,315	72	Mar. 25	@ New Jersey	L	1-3	19-41-7-5	15,014
32	Dec. 17	@ NY Rangers	L	2-4	9-18-2-3	17,844	73	Mar. 26	@ Montreal	L	2-1	20-41-7-5	20,388
33	Dec. 19	WASHINGTON	W	5-2	10-18-2-3	15,245	74	Mar. 28	@ Ottawa	W	4-3	21-41-7-5	14,352
34	Dec. 22	ST. LOUIS	L	0-2	10-19-2-3	17,504	75	Mar. 30	NY RANGERS	L	2-4	21-42-7-5	**19,250
35	Dec. 26	@ Atlanta	T-OT	3-3	10-19-3-3	14,051	76	Apr. 3	PITTSBURGH	W	3-2	22-42-7-5	15,614
36	Dec. 28	BOSTON	L	1-7	10-20-3-3	17,391	77	Apr. 5	@ Buffalo	L	1-3	22-43-7-5	17,217
37	Dec. 29	TORONTO	W	4-2	11-20-3-3	**19,250	78	Apr. 6	@ Toronto	T-OT	2-2	22-43-8-5	19,373
38	Dec. 31	ATLANTA	W	4-3	12-20-3-3	14,164	79	Apr. 8	@ Philadelphia	T-OT	4-4	22-43-9-5	19,517
39	Jan. 2	@ Los Angeles	L	1-3	12-21-3-3	17,006	80	Apr. 10	@ Atlanta	T-OT	2-4	22-43-10-5	13,747
40	Jan. 4	@ Anaheim	W	2-1	13-21-3-3	10,696	81	Apr. 12	CAROLINA	L	1-3	22-44-10-5	**19,250
41	Jan. 5	@ San Jose	L	0-6	13-22-3-3	17,496	82	Apr. 14	TAMPA BAY	L-OT	2-3	22-44-10-6	18,219

PANTHERS SEASON-BY SEASON



2002-03

GENERAL MANAGER: Rick Dudley
HEAD COACH: Mike Keenan
CAPTAIN: None
RECORD: 24-36-13-9 (70 Points)
STANDINGS: 4th Southeast Division, 13th Eastern Conference

NO	POS	NAME	TEAM	GP	G	A	PTS	+/-	PIM	PP	SH	GW	SHOTS
12	C	Olli Jokinen	FLA	81	36	29	65	-17	79	13	3	6	240
25	RW	Viktor Kozlov	FLA	74	22	34	56	-8	18	7	1	1	232
22	LW	Kristian Huselius	FLA	78	20	23	43	-6	20	3	0	3	187
18	LW	Marcus Nilson	FLA	82	15	19	34	2	31	7	1	0	187
16	C	Matt Cullen	FLA	30	6	6	12	-4	22	2	1	1	54
39	RW	Ivan Novosiltsev	FLA	78	10	17	27	-16	30	1	0	0	115
27	RW	*Jaroslav Bodnar	FLA	52	5	13	18	-2	14	2	0	1	66
20	RW	Valeri Bure	FLA	46	5	21	26	-11	10	3	0	2	150
44	D	Sandis Ozolinsh	FLA	51	7	19	26	-16	40	5	0	2	83
14	LW	Niklas Hagman	FLA	80	8	15	23	-8	20	2	0	0	132
9	C	*Stephen Weiss	FLA	77	6	15	21	-13	17	0	0	2	87
4	D	*Jay Bouwmeester	FLA	82	4	12	16	-29	14	2	0	0	110
6	D	Andreas Lilja	FLA	56	4	8	12	8	56	0	0	0	59
56	D	Ivan Majesky	FLA	82	4	8	12	-18	92	0	0	2	52
7	D	Pavel Trnka	FLA	22	0	3	3	-1	24	0	0	0	25
34	D	Mathieu Biron	FLA	34	1	8	9	-18	14	0	1	0	52
32	LW	Stephane Matteau	FLA	52	4	4	8	-9	27	0	0	0	47
45	D	Brad Ference	FLA	60	2	6	8	2	118	0	0	0	41
36	D	Dmitry Yushkevich	FLA	23	1	6	7	-12	14	0	0	0	23
17	C	*Ryan Johnson	FLA	58	2	5	7	-13	26	0	0	0	54
21	RW	Denis Shvidki	FLA	23	4	2	6	-7	12	2	0	1	29
8	LW	Peter Worrell	FLA	63	2	3	5	-14	193	0	0	0	52
29	LW	Jeff Toms	FLA	8	2	2	4	2	4	0	0	1	12
49	RW/D	Lance Ward	FLA	36	3	1	4	-4	78	0	0	1	34
19	C	Byron Ritchie	FLA	30	0	3	3	-4	19	0	0	0	29
5	D	Branislav Mezei	FLA	11	2	0	2	-2	10	0	0	1	10
55	D	Igor Ulanov	FLA	56	1	1	2	7	39	0	0	0	20
29	D	Igor Kravchuk	FLA	7	0	1	1	-3	4	0	0	0	8
23	RW	*Juraj Kolnik	FLA	10	0	1	1	1	0	0	0	0	11
38	LW	Eric Baudoin	FLA	15	0	1	1	-7	25	0	0	0	14
15	RW	Jim Campbell	FLA	1	0	0	0	0	0	0	0	0	3
28	D	Jamie Rivers	FLA	1	0	0	0	-2	0	0	0	0	2
36	RW	Joey Tetarenko	FLA	2	0	0	0	-1	4	0	0	0	2
33	D	*Kyle Rossiter	FLA	3	0	0	0	-2	0	0	0	0	0
26	RW	Pierre Dagenais	FLA	9	0	0	0	-1	4	0	0	0	5
24	LW	Daroy Hordichuk	FLA	3	0	0	0	-1	15	0	0	0	2

NO	GOALTENDERS	GP	W	L	T	GAA	MIN	SO	GA	SA	SV%
1	Roberto Luongo	65	20	34	7	2.71	3,627:28	6	164	2,011	.918
30	Jani Hurne	28	4	11	6	2.88	1,376:02	1	66	707	.907

*Indicates Rookie

GAME	DATE	OPP.	RES.	SCORE	REC.	ATTEND.	GAME	DATE	OPP.	RES.	SCORE	REC.	ATTEND.
1	10/10	TAMPA BAY	L-OT	3-4	0-0-0-1	18,013	42	1/10	NEW JERSEY	L	1-2	12-13-9-8	16,144
2	10/12	@Atlanta	W	4-1	1-0-0-1	18,545	43	1/11	@Washington	L	2-12	12-14-9-8	16,487
3	10/15	@Minnesota	L	1-4	1-1-0-1	18,064	44	1/13	@New Jersey	L	2-6	12-15-9-8	10,191
4	10/17	@Chicago	L	1-4	1-2-0-1	10,192	45	1/15	BOSTON	W	3-0	13-15-9-8	13,844
5	10/19	@Columbus	L	1-4	1-3-0-1	17,424	46	1/18	PITTSBURGH	W	3-0	14-15-9-8	18,313
6	10/21	ATLANTA	W	3-2	2-3-0-1	12,144	47	1/20	MONTREAL	L	2-3	14-16-9-8	**19,250
7	10/23	@Toronto	W	4-1	3-3-0-1	18,781	48	1/22	OTTAWA	L	1-2	14-17-9-8	13,944
8	10/24	@NY Islanders	L	3-5	3-4-0-1	12,234	49	1/24	@Carolina	L	1-3	14-18-9-8	15,246
9	10/26	WASHINGTON	T	1-1	3-4-1-1	14,913	50	1/25	CAROLINA	W	3-2	15-18-9-8	16,122
10	10/28	TAMPA BAY	L	1-6	3-5-1-1	13,244	51	1/28	@Montreal	L	3-6	15-19-9-8	20,025
11	10/30	@Dallas	W	3-2	4-5-1-1	18,532	52	1/30	@Detroit	T	2-2	15-19-10-8	20,058
12	11/2	ATLANTA	L	1-3	4-6-1-1	13,722	53	2/5	TORONTO	L	0-6	15-20-10-8	13,944
13	11/6	PITTSBURGH	W	4-3	5-6-1-1	14,244	54	2/6	@Pittsburgh	W	6-0	16-20-10-8	12,231
14	11/7	@Washington	L-OT	1-2	5-6-1-2	15,604	55	2/8	TAMPA BAY	T	4-4	16-20-11-8	14,522
15	11/9	CALGARY	W	3-0	6-6-1-2	14,794	56	2/12	NY RANGERS	L	1-3	16-21-11-8	15,834
16	11/11	CHICAGO	T	2-2	6-6-2-2	12,974	57	2/14	BOSTON	L-OT	5-6	16-21-11-9	14,813
17	11/13	@Philadelphia	T	1-1	6-6-3-2	18,834	58	2/15	WASHINGTON	L	1-2	16-22-11-9	16,144
18	11/14	@Ottawa	L-OT	2-3	6-6-3-3	13,323	59	2/18	@Montreal	W	3-0	17-22-11-9	21,026
19	11/16	SAN JOSE	L	7-3	6-7-3-3	16,322	60	2/20	@Ottawa	W	4-3	18-22-11-9	15,250
20	11/19	@Atlanta	L-OT	3-4	6-7-3-4	9,012	61	2/22	@Philadelphia	W	4-2	19-22-11-9	19,433
21	11/20	NY ISLANDERS	T	3-3	6-7-4-4	14,444	62	2/24	BUFFALO	T	2-2	19-22-12-9	11,944
22	11/22	@Phoenix	T	3-3	6-7-5-4	11,377	63	2/26	ANAHEIM	L	1-2	19-23-12-9	14,444
23	11/24	@Anaheim	T	4-4	6-7-6-4	13,254	64	2/27	@Tampa Bay	L	1-3	19-24-12-9	14,192
24	11/27	@Los Angeles	W	5-2	7-7-6-4	16,782	65	3/1	@NY Rangers	L	2-5	19-25-12-9	18,200
25	11/30	VANCOUVER	L	2-5	7-8-6-4	15,313	66	3/3	@Toronto	W	2-1	20-25-12-9	19,294
26	12/4	CAROLINA	W	4-2	8-9-6-4	10,944	67	3/5	COLORADO	L	1-3	20-26-12-9	15,913
27	12/6	@Carolina	W	2-0	9-8-6-4	17,006	68	3/7	@Atlanta	W	2-1	21-26-12-9	14,224
28	12/7	EDMONTON	L	0-4	9-9-6-4	14,144	69	3/8	BUFFALO	L	0-4	21-27-12-9	**19,250
29	12/10	PHILADELPHIA	L	2-5	9-10-6-4	12,622	70	3/10	@NY Rangers	W	2-1	22-27-12-9	18,200
30	12/13	NY ISLANDERS	T	3-3	9-10-7-4	14,313	71	3/12	MONTREAL	L	0-4	22-28-12-9	15,844
31	12/18	TORONTO	T	2-2	9-10-8-4	12,444	72	3/15	@Boston	L	1-4	22-29-12-9	15,576
32	12/20	@Buffalo	W	3-0	10-10-8-4	10,752	73	3/16	@Pittsburgh	W	4-2	23-29-12-9	16,958
33	12/21	@Boston	T	3-3	10-10-9-4	13,208	74	3/19	MINNESOTA	L	1-3	23-30-12-9	15,344
34	12/23	NASHVILLE	L-OT	2-3	10-10-9-5	13,344	75	3/22	OTTAWA	L	1-3	23-31-12-9	18,613
35	12/27	DALLAS	L	0-4	10-11-9-5	**19,250	76	3/24	NEW JERSEY	L	1-4	23-32-12-9	16,644
36	12/28	NY RANGERS	L-OT	1-2	10-11-9-6	**19,250	77	3/26	@Buffalo	L	1-2	23-33-12-9	11,235
37	12/30	@NY Islanders	L-OT	1-2	10-11-9-7	15,238	78	3/27	@St. Louis	L	1-2	23-34-12-9	19,903
38	1/1	@New Jersey	W	2-1	11-11-9-7	13,044	79	3/29	@Tampa Bay	T	1-1	23-34-13-9	19,420
39	1/2	@Colorado	W	4-1	12-11-9-7	18,007	80	4/1	@Washington	L	0-3	23-35-13-9	17,745
40	1/4	@Vancouver	L	2-3	12-12-9-7	18,422	81	4/4	CAROLINA	W	4-1	24-35-13-9	16,544
41	1/8	DETROIT	L-OT	1-2	12-12-9-8	**19,250	82	4/6	PHILADELPHIA	L	2-6	24-36-13-9	**19,250

PANTHERS SEASON-BY SEASON



2003-04

GENERAL MANAGER: Rick Dudley

HEAD COACH: Mike Keenan/Rick Dudley/John Torchetti

CAPTAIN: Olli Jokinen

RECORD: 28-36-16-4 (76 Points)

STANDINGS: 4th Southeast Division, 13th Eastern Conference

NO	POS	NAME	TEAM	GP	G	A	PTS	+/-	PIM	PP	SH	GW	S
12	C	Olli Jokinen	FLA	82	26	32	58	-16	81	8	2	8	280
8	RW	Valeri Bure	FLA	55	20	25	45	0	20	8	0	4	175
26	D	Mike Van Ryn	FLA	79	13	24	37	-16	52	6	1	0	136
22	LW	Kristian Huselius	FLA	76	10	21	31	-6	24	2	0	2	168
9	C	Stephen Weiss	FLA	50	12	17	29	-10	10	3	0	2	82
25	RW	Viktor Kozlov	FLA	48	8	16	27	-4	16	3	1	1	117
13	RW	Juraj Kolnik	FLA	53	14	11	25	-7	14	2	0	1	100
14	LW	Niklas Hagman	FLA	75	10	13	23	-5	22	1	1	2	122
16	C	*Nathan Horton	FLA	55	14	8	22	-5	57	6	1	0	81
4	D	Jay Bouwmeester	FLA	61	2	18	20	-15	30	0	0	0	85
17	C	Matt Cullen	FLA	56	6	13	19	-2	24	1	0	2	75
18	LW	Marcus Nilsson	FLA	69	13	19	26	-9	1	1	1	110	
2	D	Lytle Dedelein	FLA	82	4	12	16	-7	88	2	0	0	67
7	D	Pavel Trnka	FLA	67	3	13	16	2	51	1	0	0	66
28	RW	Donald Audette	MTL	23	3	5	8	-4	16	0	0	0	41
			FLA	28	6	7	13	-9	22	5	0	0	66
34	D	Mathieu Biron	FLA	57	3	10	13	-13	51	0	0	1	75
19	C	Bryant Ritchie	FLA	50	5	6	11	-10	84	0	0	2	65
11	RW	Michael Samuelson	FLA	37	3	6	9	0	35	0	0	1	50
40	C	Vaclav Nedorost	FLA	32	4	3	7	-6	12	2	0	0	38
6	D	Andreas Lilja	FLA	79	3	4	7	-8	90	0	0	0	79
23	D	*Lukas Krajciček	FLA	18	1	6	7	-2	12	1	0	0	16
5	D	Branislav Mezei	FLA	45	0	7	7	-4	80	0	0	0	26
38	LW	Eric Beaudoin	FLA	30	2	4	6	-6	8	0	0	0	30
39	RW	Ivan Novoseltsev	FLA	17	1	4	5	-6	8	0	0	0	25
27	RW	Christian Berglund	NJD	23	2	3	5	-4	4	0	0	0	33
			FLA	10	3	1	4	-2	10	0	0	0	17
24	LW	Darcy Hordichuk	FLA	57	3	1	4	-10	158	0	0	1	27
29	LW	Eric Messier	FLA	21	0	3	3	-2	16	0	0	0	13
20	C	Craig MacDonald	FLA	34	0	3	3	-5	25	0	0	0	42
20	RW	*Kamil Piroš	ATL	14	0	1	1	-3	4	0	0	0	10
			FLA	3	1	0	1	-1	0	0	0	0	1
27	RW	Jaroslav Bednar	FLA	13	1	1	2	2	4	0	0	0	19
20	LW	*Josh Olson	FLA	5	1	0	1	1	0	0	0	0	6
21	LW	Lee Goren	FLA	2	0	1	1	-4	0	0	0	0	1
43	C	*Mike Green	FLA	11	0	1	1	2	0	0	0	0	7
21	RW	Denis Shvidki	FLA	2	0	0	0	0	0	0	0	0	4
33	D	*Kristian Kudroc	FLA	2	0	0	0	0	2	0	0	0	0
44	C/LW	*Gregory Campbell	FLA	2	0	0	0	-1	5	0	0	0	0
32	D	*Grant McNeill	FLA	3	0	0	0	0	5	0	0	0	0
36	D	*Kyle Rossiter	FLA	4	0	0	0	-1	7	0	0	0	1
15	RW	*Ty Jones	FLA	6	0	0	0	0	7	0	0	0	1

NO	GOALTENDERS	GP	W	L	T	GAA	MINS	SO	GA	SA	SV%
1	Roberto Luongo	72	25	33	14	2.43	4252	7	172	2475	.931
31	Steve Shields	16	3	6	1	3.44	732	0	42	346	.879

*Indicates Rookie

GAME	DATE	OPP.	RES.	SCORE	REC.	ATTEND.	GAME	DATE	OPP.	RES.	SCORE	REC.	ATTEND.
1	10/9	Carolina	W	3-1	1-0-0-0	17,212	42	1/8	@ Philadelphia	W-OT	4-3	14-17-9-2	19,221
2	10/11	Boston	T-OT	1-1	1-0-1-0	13,168	43	1/10	@ Calgary	L	2-4	14-18-9-2	16,809
3	10/13	@ Carolina	T-OT	2-2	1-0-2-0	10,223	44	1/11	@ Vancouver	T-OT	2-2	14-18-10-2	18,630
4	10/15	Phoenix	L	1-2	1-1-2-0	10,069	45	1/13	@ Edmonton	L	2-4	14-19-10-2	16,839
5	10/18	@ NY Islanders	L	1-2	1-2-2-0	16,295	46	1/17	Tampa Bay	W	2-1	15-19-10-2	**19,250
6	10/20	@ NY Rangers	L	1-3	1-3-2-0	17,351	47	1/19	St. Louis	L-OT	1-2	15-19-10-3	15,202
7	10/22	@ New Jersey	W	2-1	2-3-2-0	10,016	48	1/21	Colorado	L	5-6	15-20-10-3	16,832
8	10/24	Minnesota	L	3-4	2-4-2-0	15,539	49	1/23	Washington	W	4-1	16-20-10-3	18,452
9	10/25	@ Atlanta	W	3-2	3-4-2-0	16,680	50	1/24	@ Boston	W	2-1	17-20-10-3	18,914
10	10/29	@ Philadelphia	L	1-5	3-5-2-0	18,961	51	1/26	@ NY Rangers	L	2-5	17-21-10-3	17,741
11	10/30	@ Ottawa	W	3-2	4-5-2-0	17,086	52	1/28	Philadelphia	T-OT	3-3	17-21-11-3	17,227
12	11/1	San Jose	L	2-6	4-6-2-0	13,412	53	1/31	@ NY Islanders	L	2-4	17-22-11-3	16,234
13	11/5	Los Angeles	L	2-3	4-7-2-0	13,276	54	2/3	@ San Jose	L	0-3	17-23-11-3	14,438
14	11/7	Pittsburgh	W	6-3	5-7-2-0	18,161	55	2/4	@ Phoenix	W-OT	5-4	18-23-11-3	13,792
15	11/8	@ St. Louis	L	0-2	5-8-2-0	18,484	56	2/10	Montreal	W	2-1	19-23-11-3	17,104
16	11/11	Tampa Bay	W	4-0	6-9-2-0	17,314	57	2/12	Pittsburgh	W	5-1	20-23-11-3	15,863
17	11/13	@ New Jersey	L	1-3	6-9-2-0	10,202	58	2/14	@ Tampa Bay	L	2-3	20-24-11-3	18,888
18	11/15	@ Pittsburgh	W	3-2	7-9-2-0	11,004	59	2/16	@ Carolina	L	1-3	20-25-11-3	10,328
19	11/16	@ Atlanta	L	2-5	7-10-2-0	13,523	60	2/18	@ Buffalo	T-OT	1-1	20-25-12-3	13,110
20	11/19	NY Islanders	L	1-4	7-11-2-0	13,012	61	2/20	@ Pittsburgh	W	2-0	21-25-12-3	11,917
21	11/21	Atlanta	L	3-6	7-12-2-0	13,417	62	2/21	@ Washington	T-OT	2-2	21-25-13-3	15,257
22	11/22	@ Washington	W-OT	3-2	8-12-2-0	15,002	63	2/23	@ Boston	W	2-0	22-25-13-3	15,384
23	11/24	Buffalo	W	2-1	9-12-2-0	12,927	64	2/25	Toronto	W	4-0	23-25-13-3	18,561
24	11/26	NY Rangers	T-OT	3-3	9-12-3-0	19,076	65	2/27	Washington	L	1-4	23-26-13-3	**19,250
25	11/28	@ Buffalo	L	3-4	9-13-3-0	15,776	66	2/29	@ Chicago	T-OT	2-2	23-26-14-3	12,177
26	11/29	@ Montreal	T-OT	1-1	9-13-4-0	20,428	67	3/2	@ Washington	W	1-0	24-26-14-3	12,628
27	12/3	Ottawa	L	0-4	9-14-4-0	11,520	68	3/3	New Jersey	L	2-5	24-27-14-3	18,621
28	12/6	Atlanta	L-OT	3-4	9-14-4-1	16,545	69	3/6	Tampa Bay	L	3-5	24-28-14-3	17,509
29	12/10	Boston	T-OT	1-1	9-14-5-1	17,465	70	3/9	@ Toronto	L	0-5	24-29-14-3	19,335
30	12/12	Montreal	W	4-2	10-14-5-1	15,742	71	3/11	@ Montreal	W-OT	3-2	25-29-14-3	21,273
31	12/13	@ Nashville	T-OT	2-2	10-14-6-1	14,079	72	3/13	NY Rangers	W-OT	3-2	26-29-14-3	**19,250
32	12/15	@ Detroit	L	1-4	10-15-6-1	20,066	73	3/17	NY Islanders	W	6-4	27-29-14-3	15,107
33	12/17	Washington	T-OT	2-2	10-15-7-1	13,437	74	3/19	@ Atlanta	L	2-3	27-30-14-3	17,116
34	12/19	Buffalo	W	1-0	11-15-7-1	14,623	75	3/20	Buffalo	L	1-2	27-31-14-3	18,504
35	12/22	@ Ottawa	L-OT	2-3	11-15-7-2	17,189	76	3/23	New Jersey	L-OT	3-4	27-31-14-4	15,334
36	12/23	@ Toronto	L	2-5	11-16-7-2	19,360	77	3/25	@ Carolina	L	2-3	27-32-14-4	12,521
37	12/27	Anaheim	W	3-2	12-16-7-2	18,007	78	3/27	Atlanta	L	0-3	27-33-14-4	17,204
38	12/29	Toronto	T-OT	4-4	12-16-8-2	**19,250	79	3/29	Carolina	W	3-1	28-33-14-4	11,209
39	12/31	@ Tampa Bay	T-OT	2-2	12-16-9-2	15,234	80	3/31	Ottawa	L	4-5	28-34-14-4	15,876
40	1/2	Philadelphia	L	1-2	12-17-9-2	17,872	81	4/1	@ Tampa Bay	L	3-4	28-35-14-4	17,726
41	1/3	Columbus	W	1-0	13-17-9-2	15,87	82	4/4	Carolina	T-OT	6-6	28-35-15-4	16,207

PANTHERS SEASON-BY SEASON



2005-06

GENERAL MANAGER: Mike Keenan
HEAD COACH: Jacques Martin
CAPTAIN: Olli Jokinen
RECORD: 37-34-11 (85 Points)
STANDINGS: 4th Southeast Division, 11th Eastern Conference

NO	POS	NAME	TEAM	GP	G	A	PTS	+/-	PIM	PP	SH	GW	S
12	C	Olli Jokinen	FLA	81	38	51	89	14	88	14	1	9	351
25	C	Joe Nieuwendyk	FLA	65	26	30	56	11	26	7	0	3	195
15	C	Jozef Stumpel	FLA	74	15	37	52	11	26	3	1	1	115
16	RW	Nathan Horton	FLA	71	28	19	47	8	89	3	0	1	162
4	D	Jay Bouwmeester	FLA	82	5	41	46	1	79	0	0	0	189
23	LW	Martin Gellinas	FLA	82	17	24	41	27	80	4	0	3	186
10	LW	Gary Roberts	FLA	58	14	26	40	4	51	4	0	1	122
77	C	Chris Gratton	FLA	76	17	22	39	6	104	4	1	2	135
26	D	Mike Van Ryn	FLA	80	8	29	37	15	90	3	0	2	154
13	RW	Juraj Kolnik	FLA	77	15	20	35	1	40	4	1	3	145
11	RW	Jonathan Sim	FLA	33	10	8	18	-1	26	4	0	3	91
55	D	Ric Jackman	FLA	15	1	1	2	0	6	0	0	0	25
9	C	Stephen Weiss	FLA	41	9	12	21	-2	22	5	0	1	74
85	LW	*Rostislav Olesz	FLA	59	8	13	21	-4	24	0	1	3	105
22	D	Sean Hill	FLA	78	2	18	20	3	80	1	0	0	110
2	D	Lukas Krajcek	FLA	67	2	14	16	1	50	2	0	0	89
20	D	Joel Kwiatkowski	FLA	73	4	8	12	3	86	1	0	1	87
44	LW	*Gregory Campbell	FLA	64	3	6	9	-11	40	0	0	0	59
22	RW	Kristian Huselius	FLA	24	5	3	8	-11	4	2	0	0	16
7	D	Steve Montador	FLA	51	1	5	6	4	68	0	0	0	42
14	LW	Niklas Hagman	FLA	30	2	4	6	-8	2	0	0	0	52
43	LW	Serge Payer	FLA	71	2	4	6	-7	26	0	0	0	70
57	RW	*Anthony Stewart	FLA	10	2	1	3	2	1	0	0	0	16
21	D	Alexei Semenov	FLA	16	1	1	2	-1	21	1	0	0	13
42	C	Mikhail Yakubov	FLA	13	0	1	1	-1	4	0	0	0	16
33	D	Eric Cairns	FLA	23	0	1	1	1	37	0	0	0	11
51	RW	*Rob Globle	FLA	18	1	0	1	0	6	0	0	0	18
5	D	Branislav Mezei	FLA	16	0	1	1	3	37	0	0	0	13
40	C	*Greg Jacina	FLA	11	0	1	1	-1	4	0	0	0	10
33	D	Jamie Allison	FLA	7	0	0	0	0	11	0	0	0	4
7	D	Alexander Karpovtsev	FLA	6	0	0	0	-3	4	0	0	0	4
37	C	*Petr Taticek	FLA	3	0	0	0	0	0	0	0	0	3

NO	GOALTENDER	GPI	MINS	GAA	W	L	OT	SO	GA	SA	SV%
1	Roberto Luongo	75	4,304:47	2.97	35	30	9	4	213	2488	.914
29	Jamie McLennan	17	677:50	3.01	2	4	2	0	34	326	.906

*Indicates Rookie

GAME	DATE	OPP.	RES.	SCORE	REC.	ATTEND	GAME	DATE	OPP.	RES.	SCORE	REC.	ATTEND
1	10/05	Atlanta	W	2-0	01-00-00	**19,250	42	01/03	@ New Jersey	L	0-3	16-21-05	10,039
2	10/07	Tampa Bay	W	2-0	02-00-00	18,512	43	01/04	@ NY Islanders	OTL	3-4	16-21-06	10,285
3	10/08	@ Tampa Bay	L	1-2	02-01-00	20,933	44	01/07	@ NY Rangers	L	0-4	16-22-06	18,200
4	10/10	@ NY Islanders	W	3-1	03-01-00	11,256	45	01/08	@ Washington	SOW	4-3	17-22-06	11,407
5	10/13	Boston	L	2-5	03-02-00	15,617	46	01/12	St. Louis	W	3-1	18-22-06	15,081
6	10/15	Buffalo	W	3-2	04-02-00	17,426	47	01/14	Columbus	OTL	4-5	18-22-07	17,991
7	10/17	@ NY Rangers	L	0-4	04-03-00	16,351	48	01/19	@ Phoenix	L	3-6	18-23-07	13,195
8	10/18	@ New Jersey	L	3-4	04-04-00	11,166	49	01/21	@ Anaheim	L	0-1	18-24-07	17,011
9	10/20	Washington	W	3-2	05-04-00	11,716	50	01/24	@ Tampa Bay	OTW	3-2	19-24-07	19,900
10	10/25	@ Pittsburgh	OTW	4-3	06-04-00	14,636	51	01/25	Carolina	SOL	3-4	19-24-08	12,517
11	10/27	@ Philadelphia	OTL	4-5	06-04-01	19,533	52	01/27	New Jersey	W	4-0	20-24-08	18,506
12	10/31	@ Toronto	Ly	1-2	06-05-01	19,143	53	01/30	Toronto	L	2-4	20-25-08	16,802
13	11/01	@ Montreal	OTL	4-5	06-05-02	21,273	54	02/03	Atlanta	W	5-2	21-25-08	17,146
14	11/03	@ Boston	L	1-4	06-06-02	15,102	55	02/04	@ Atlanta	L	4-6	21-26-08	18,652
15	11/05	@ Carolina	L	0-2	06-07-02	16,015	56	02/07	@ Washington	W	5-0	22-26-08	15,852
16	11/09	NY Rangers	SOL	3-4	06-07-03	16,406	57	02/11	@ Buffalo	L	3-5	22-27-08	18,690
17	11/11	Carolina	L	0-1	06-08-03	17,124	58	02/28	Tampa Bay	W	8-2	23-27-08	19,805
18	11/12	@ Philadelphia	L	4-5	06-09-03	19,654	59	03/02	Montreal	L	0-1	23-28-08	16,701
19	11/15	@ Montreal	OTL	3-4	06-09-04	21,273	60	03/03	@ Carolina	L	2-5	23-29-08	18,094
20	11/17	@ Ottawa	L	1-4	06-10-04	18,650	61	03/06	@ Atlanta	SOL	3-4	23-29-09	12,702
21	11/19	NY Islanders	L	3-5	06-11-04	16,763	62	03/08	Ottawa	W	6-2	24-29-09	15,196
22	11/23	New Jersey	L	1-5	06-12-04	15,203	63	03/10	Carolina	W	5-3	25-29-09	13,941
23	11/25	Pittsburgh	W	6-3	07-12-04	18,124	64	03/11	Carolina	OTW	4-3	26-29-09	16,862
24	11/26	@ Atlanta	L	4-7	07-13-04	14,032	65	03/15	Philadelphia	L	0-4	26-30-09	15,614
25	12/08	Toronto	L	1-2	07-14-04	11,215	66	03/17	NY Islanders	W	4-2	27-30-09	16,444
26	12/01	Washington	W	3-2	08-14-04	10,092	67	03/18	@ Washington	SOW	4-3	28-30-09	15,042
27	12/03	Chicago	OTW	4-3	09-14-04	17,212	68	03/20	Tampa Bay	OTW	6-5	29-30-09	13,071
28	12/05	Ottawa	L	3-6	09-15-04	10,883	69	03/22	Washington	W	3-2	30-30-09	14,802
29	12/07	@ Dallas	L	3-4	09-16-04	17,377	70	03/24	NY Rangers	SOW	3-2	31-30-09	18,851
30	12/08	@ San Jose	L	2-6	09-17-04	16,007	71	03/27	@ Boston	SOW	4-3	32-30-09	13,665
31	12/10	@ Los Angeles	L	1-3	09-18-04	16,827	72	03/29	@ Pittsburgh	W	5-3	33-30-09	14,024
32	12/13	Nashville	W	7-3	10-18-04	14,717	73	03/31	@ Carolina	L	2-3	33-31-09	17,693
33	12/15	Detroit	OTW	3-2	11-18-04	17,826	74	04/01	Tampa Bay	W	4-2	34-31-09	18,109
34	12/17	@ Atlanta	L	1-2	11-19-04	14,086	75	04/03	@ Tampa Bay	L	1-4	34-32-09	19,802
35	12/18	@ Washington	W	3-2	12-19-04	10,829							
36	12/22	Buffalo	W	4-1	13-19-04	17,823							
37	12/23	@ Carolina	L	3-4	13-20-04	15,444							
38	12/26	Philadelphia	SOL	2-3	13-20-05	18,791							
39	12/28	Boston	W	6-4	14-20-05	18,904							
40	12/30	Montreal	W	2-1	15-20-05	**19,250							
41	01/01	@ Buffalo	W	2-1	16-20-05	18,690							

PANTHERS SEASON-BY SEASON



2006-07

GENERAL MANAGER: Jacques Martin

CAPTAIN: Olli Jokinen

STANDINGS: 3rd Southeast Division, 12th Eastern Conference

HEAD COACH: Jacques Martin

RECORD: 35-31-16 (86 Points)



NO	POS	NAME	TEAM	GP	G	A	PTS	+/-	PIM	PP	SH	GW	S
12	C	Olli Jokinen	FLA	82	39	52	91	18	78	9	1	8	351
16	LW	Nathan Horton	FLA	82	31	31	62	15	61	7	1	3	217
15	RW	Jozef Stumpel	FLA	73	23	34	57	2	22	9	2	4	131
9	C	Stephen Weiss	FLA	74	20	28	48	-1	28	10	0	1	176
23	LW	Martin Gelas	FLA	82	14	30	44	7	36	7	0	1	171
4	D	Jay Bouwmeester	FLA	82	12	30	42	23	66	3	0	3	174
18	LW	Ville Peltonen	FLA	72	17	20	37	7	28	4	0	0	145
77	C	Chris Gratton	FLA	81	13	22	35	1	94	1	0	1	131
24	D	Ruslan Salei	FLA	82	6	26	32	-13	102	2	0	0	148
85	LW	Rostislav Olesz	FLA	75	11	19	30	2	28	2	0	2	164
26	D	Mike Van Ryn	FLA	78	4	25	29	-5	64	1	0	0	121
13	RW	Juraj Kolnik	FLA	64	11	14	25	2	18	0	0	1	113
5	D	Bryan Allen	FLA	82	4	21	25	7	112	0	0	0	99
46	LW	*David Booth	FLA	48	3	7	10	0	12	0	0	1	86
11	C	Gregory Campbell	FLA	79	6	3	9	-10	66	0	1	0	103
7	D	Steve Montador	FLA	72	1	8	9	1	119	0	0	0	88
25	C	Joe Nieuwendyk	FLA	15	5	3	8	-4	4	2	0	0	30
21	D	Alexei Semenov	FLA	23	0	5	5	9	28	0	0	0	23
6	D	Noah Welch	FLA	2	1	0	1	3	2	0	0	0	4
38	C	*Janis Sprukts	FLA	13	1	2	3	1	2	0	0	0	10
2	D	Branislav Mezei	FLA	45	0	3	3	5	55	0	0	0	24
50	C	*Drew Larman	FLA	16	2	0	2	-3	2	0	0	0	15
54	C	*Kamil Kreps	FLA	14	1	1	2	-1	6	0	0	0	20
51	RW	*Rob Globle	FLA	19	0	1	1	-3	0	0	0	0	15
57	RW	*Anthony Stewart	FLA	10	0	1	1	1	2	0	0	0	8
47	D	*Martin Lojek	FLA	3	0	1	1	2	0	0	0	0	0
40	C	*Greg Jacina	FLA	3	0	0	0	-1	2	0	0	0	2
44	RW	Todd Bertuzzi	FLA	7	1	6	7	-4	13	1	0	0	8
8	D	Joel Kwiatkowski	FLA	41	5	5	10	-5	20	1	0	2	46
55	D	Rick Jackman	FLA	7	1	0	1	-3	10	0	0	1	13
10	LW	Gary Roberts	FLA	50	13	16	29	5	71	2	0	3	94

NO	GOALTENDER	GPI	MINS	GAA	W	L	OT	SO	GA	SA	SV%
20	Ed Belfour	58	3289:17	2.77	27	17	0	10	1	152	0.902
35	Alex Auld	27	1470:31	3.34	7	13	0	5	1	82	0.888
31	Craig Anderson	5	216:53	2.21	1	1	0	1	0	8	0.931

*Indicates Rookie

GAME	DATE	OPP.	RES.	SCORE	REC.	ATTEND.	GAME	DATE	OPP.	RES.	SCORE	REC.	ATTEND.
1	10/6	BOSTON	W	8-3	1-0-0	19,250*	42	1/2	@ Edmonton	L	1-4	15-20-7	16,839
2	10/7	@ Atlanta	L	0-6	1-1-0	14,239	43	1/4	@ Calgary	L-OT	4-5	15-20-8	19,289
3	10/9	@ Toronto	L-SO	1-2	1-1-1	19,102	44	1/7	@ Vancouver	L-SO	3-4	15-20-9	18,630
4	10/11	CAROLINA	W	6-3	2-1-1	14,312	45	1/10	PITTSBURGH	W	5-2	16-20-9	16,098
5	10/13	TAMPA BAY	W	3-2	3-1-1	15,208	46	1/11	@ Carolina	L	4-6	16-21-9	13,552
6	10/14	@ Tampa Bay	L	1-4	3-2-1	19,926	47	1/13	WASHINGTON	W	7-3	17-21-9	15,061
7	10/18	@ Washington	L	2-5	3-3-1	10,125	48	1/16	CAROLINA	L-OT	2-3	17-21-10	10,317
8	10/20	PHILADELPHIA	W	3-2	4-3-1	16,194	49	1/18	TORONTO	L	2-3	17-22-10	12,242
9	10/21	@ Atlanta	L	2-4	4-4-1	17,178	50	1/20	@ Washington	W	4-1	18-22-10	13,877
10	10/23	ATLANTA	L	3-6	4-5-1	13,102	51	1/27	NEW JERSEY	W	4-2	19-22-10	18,136
11	10/25	@ NY Rangers	W	4-2	5-5-1	18,200	52	1/30	@ Pittsburgh	L	0-3	19-23-10	15,405
12	10/26	@ New Jersey	L	0-2	5-6-1	11,594	53	2/1	WASHINGTON	W	6-3	20-23-10	11,300
13	10/28	@ NY Islanders	L-SO	3-4	5-6-2	10,455	54	2/3	LOS ANGELES	L	0-7	20-24-10	15,108
14	10/31	SAN JOSE	L	1-2	5-7-2	10,081	55	2/6	@ Colorado	L-OT	4-5	20-24-11	17,065
15	11/2	TORONTO	W	4-2	6-7-2	13,233	56	2/8	@ Minnesota	L	2-4	20-25-11	18,568
16	11/8	NY RANGERS	L-SO	3-4	6-7-3	16,893	57	2/10	PHOENIX	W	5-2	21-25-11	15,312
17	11/10	@ Buffalo	L-OT	4-5	6-7-4	18,690	58	2/13	@ Montreal	W	1-0	22-25-11	21,273
18	11/11	@ New Jersey	L	2-4	6-8-4	14,112	59	2/14	@ Ottawa	L	0-4	22-26-11	18,561
19	11/13	WASHINGTON	L	1-4	6-9-4	12,108	60	2/17	TAMPA BAY	W-OT	5-4	23-26-11	17,813
20	11/16	MONTREAL	W	5-1	7-9-4	13,506	61	2/20	@ Tampa Bay	L-SO	2-3	23-26-12	19,319
21	11/18	NY ISLANDERS	L	1-4	7-10-4	16,833	62	2/22	PITTSBURGH	L-OT	1-2	23-26-13	17,102
22	11/20	@ Boston	W	3-2	8-10-4	11,742	63	2/24	BOSTON	W	7-2	24-26-13	16,816
23	11/22	TAMPA BAY	L	4-6	8-11-4	14,516	64	2/27	@ Washington	W-SO	6-5	25-26-13	10,979
24	11/24	OTTAWA	L	4-6	8-12-4	16,544	65	3/1	DALLAS	W-OT	2-1	26-26-13	11,822
25	11/25	@ Atlanta	L	0-1	8-13-4	17,053	66	3/3	TAMPA BAY	W	6-2	27-26-13	17,299
26	11/28	@ Montreal	L-SO	0-1	8-13-5	21,273	67	3/6	@ Atlanta	L	2-4	27-27-13	12,566
27	11/30	@ Ottawa	L	0-6	8-14-5	17,814	68	3/8	@ Philadelphia	W	2-1	28-27-13	19,489
28	12/2	ATLANTA	L	1-3	8-15-5	13,333	69	3/10	PHILADELPHIA	W	3-2	29-27-13	17,927
29	12/5	@ Pittsburgh	W	3-2	9-15-5	12,511	70	3/13	@ Carolina	L	1-3	29-28-13	18,639
30	12/7	BUFFALO	W	3-1	10-15-5	15,385	71	3/15	BUFFALO	L	3-5	29-29-13	18,111
31	12/9	@ NY Islanders	L-SO	4-5	10-15-6	12,825	72	3/17	NY ISLANDERS	W	8-5	30-29-13	17,078
32	12/10	@ NY Rangers	L	1-2	10-16-6	18,200	73	3/20	@ Philadelphia	W	4-1	31-29-13	18,721
33	12/12	ANAHEIM	L	4-5	10-17-6	13,140	74	3/22	OTTAWA	L	2-4	31-30-13	14,202
34	12/14	@ Buffalo	L	1-2	10-18-6	18,690	75	3/24	NEW JERSEY	L-SO	3-4	31-30-14	16,101
35	12/16	@ Boston	W	6-3	11-18-6	10,965	76	/27	@ Tampa Bay	W	5-2	32-30-14	18,856
36	12/19	@ Toronto	W	7-3	12-18-6	19,444	77	3/28	ATLANTA	W-SO	3-2	33-30-14	12,864
37	12/21	NY RANGERS	W	3-2	13-18-6	17,554	78	3/30	WASHINGTON	W-OT	3-2	34-30-14	15,712
38	12/23	CAROLINA	L-OT	2-3	13-18-7	16,147	79	4/1	CAROLINA	L-OT	3-4	34-30-15	17,878
39	12/26	@ Carolina	L	2-4	13-19-7	18,639	80	4/3	@ Washington	L	0-1	34-31-15	16,311
40	12/27	PHILADELPHIA	W	3-1	14-19-7	17,771	81	4/6	@ Tampa Bay	W	7-2	35-31-15	21,002
41	12/29	MONTREAL	W	3-1	15-19-7	**19,772	82	4/7	@ Carolina	L-OT	4-5	35-31-16	18,639

PANTHERS SEASON-BY SEASON



2007-08

GENERAL MANAGER: Jacques Martin

CAPTAIN: Olli Jokinen

STANDINGS: 3rd Southeast Division, 11th Eastern Conference

HEAD COACH: Jacques Martin

RECORD: 38-32-9 (85 Points)

NO	POS	NAME	TEAM	GP	G	A	PTS	+/-	PIM	PP	SH	GW	S
12	C	Olli Jokinen	FLA	82	34	37	71	-19	67	18	0	5	341
16	C	Nathan Horton	FLA	82	27	35	62	15	85	9	0	3	212
9	C	Stephen Weiss	FLA	74	13	29	42	14	40	4	0	4	132
10	LW	David Booth	FLA	73	22	18	40	13	26	1	0	6	228
4	D	Jay Bouwmeester	FLA	82	15	22	37	-5	72	4	0	0	182
53	C	Brett McLean	FLA	67	14	23	37	-5	34	3	1	1	140
20	LW	Richard Zednik	FLA	54	15	11	26	-5	43	6	0	5	140
85	C	Rostislav Olesz	FLA	56	14	12	26	3	16	5	0	2	139
54	C	*Kamil Kreps	FLA	76	8	17	25	10	29	1	0	2	99
7	D	Steve Montador	FLA	73	8	15	23	1	73	2	0	0	96
15	C	Jozef Stumpel	FLA	52	7	13	20	-11	10	3	0	1	64
18	LW	Ville Peltonen	FLA	56	5	15	20	-2	20	1	0	0	108
11	C	Gregory Campbell	FLA	81	5	13	18	-12	72	0	2	1	113
14	RW	Radek Dvorak	FLA	67	8	9	17	-1	16	0	1	1	146
21	D	Cory Murphy	FLA	47	2	15	17	0	22	1	0	0	65
5	D	Bryan Allen	FLA	73	0	14	14	5	67	0	0	0	67
6	D	Magnus Johansson	FLA	27	0	10	10	0	14	3	0	0	22
22	D	Jassen Culimore	FLA	65	2	10	12	21	38	0	0	1	55
3	D	Karlis Skrastins	FLA	17	1	0	1	-9	12	0	0	1	11
2	D	Branislav Mezei	FLA	57	2	2	4	-13	64	0	0	0	38
41	C	Shawn Matthias	FLA	4	2	0	2	-2	2	1	0	0	5
37	LW	Tanner Glass	FLA	41	0	1	2	-5	39	0	0	0	11
26	D	Mike Van Ryn	FLA	20	0	2	2	-2	14	0	0	0	16
9	C	Stephen Weiss	FLA	74	13	29	42	14	40	4	0	4	132
33	RW	Wade Belak	FLA	17	0	0	0	0	12	0	0	0	4
57	C	Anthony Stewart	FLA	26	0	1	1	-1	0	0	0	0	21
45	C	*David Brine	FLA	9	0	1	1	-1	4	0	0	0	3
50	C	*Drew Larman	FLA	6	0	1	1	1	2	0	0	0	1
51	C	*Rob Globke	FLA	9	0	0	0	-3	2	0	0	0	4
17	C	Garb Murray	FLA	7	0	0	0	0	19	0	0	0	0
64	LW	*Stefan Meyer	FLA	4	0	0	0	-1	0	0	0	0	3
27	D	Noah Welch	FLA	4	0	0	0	1	7	0	0	0	0
47	D	*Martin Lojek	FLA	2	0	0	0	-1	0	0	0	0	2

NO	GOALTENDERS	GP	MIN	GAA	W	L	OT	SO	GA	SA	SV%	G	A	PIM
29	Tomas Vokoun	69	4031	2.68	30	29	8	4	180	2213	.919	0	6	4
31	Craig Anderson	17	935	2.25	8	6	1	2	35	535	.935	0	1	2

*Indicates Rookie

GAME	DATE	OPP.	RES.	SCORE	REC.	ATTEND.	GAME	DATE	OPP.	RES.	SCORE	REC.	ATTEND.
1	10/4	@ NY RANGERS	L	2-5	0-1-0	18,200	42	1/5	@ PITTSBURGH	L	0-3	19-20-3	17,090
2	10/6	NEW JERSEY	L	1-4	0-2-0	**19,250	43	1/8	PITTSBURGH	L	1-3	19-21-3	17,086
3	10/10	@ TAMPA BAY	L	1-2	0-3-0	18,540	44	1/10	@ ATLANTA	W	3-2	20-21-3	14,805
4	10/11	NEW JERSEY	W	3-0	1-3-0	10,847	45	1/12	TAMPA BAY	L	3-5	20-22-3	16,578
5	10/13	TAMPA BAY	W	6-4	2-3-0	15,801	46	1/13	COLORADO	L-SO	3-4	20-22-4	13,854
6	10/16	@ MONTREAL	W	2-1	3-3-0	21,273	47	1/16	@ PHILADELPHIA	L	3-5	20-23-4	19,207
7	10/18	@ TORONTO	L	2-3	3-4-0	19,349	48	1/18	@ NEW JERSEY	W	2-1	21-23-4	15,203
8	10/20	@ OTTAWA	L	1-4	3-5-0	19,904	49	1/19	@ WASHINGTON	L	3-5	21-24-4	16,573
9	10/24	PHILADELPHIA	W	4-3	4-5-0	12,856	50	1/22	OTTAWA	W	5-3	22-24-4	12,794
10	10/26	BUFFALO	L	2-4	4-6-0	15,842	51	1/24	EDMONTON	L-SO	3-4	22-24-5	12,322
11	10/27	@ NASHVILLE	L	3-4	4-7-0	15,767	52	1/30	BUFFALO	L	0-1	22-25-5	14,024
12	10/31	CAROLINA	W	4-2	5-7-0	10,063	53	2/1	VANCOUVER	W	4-3	23-25-5	17,523
13	11/2	@ BUFFALO	W	4-2	6-7-0	18,690	54	2/2	@ TAMPA BAY	W	3-2	24-25-5	19,977
14	11/3	@ CAROLINA	L	2-4	6-8-0	17,547	55	2/5	@ TORONTO	W	8-0	25-25-5	19,430
15	11/5	TAMPA BAY	W	4-3	7-8-0	10,149	56	2/7	@ OTTAWA	L	4-5	25-26-5	19,435
16	11/7	@ TAMPA BAY	L	1-3	7-9-0	16,526	57	2/9	@ BOSTON	W	6-3	26-26-5	16,893
17	11/9	ATLANTA	L	1-4	7-10-0	14,268	58	2/10	@ BUFFALO	L	3-5	26-27-5	18,690
18	11/12	CAROLINA	L	3-4	7-11-0	12,715	59	2/13	MONTREAL	L-OT	1-2	26-27-6	17,100
19	11/13	@ ATLANTA	L-OT	2-3	7-11-1	12,599	60	2/15	WASHINGTON	W	4-2	27-27-6	16,202
20	11/15	WASHINGTON	W	2-1	8-11-1	12,101	61	2/16	@ CAROLINA	L	4-5	27-28-6	17,737
21	11/17	@ CAROLINA	L	1-2	8-12-1	16,962	62	2/19	@ PITTSBURGH	L	2-3	27-29-6	17,075
22	11/19	@ WASHINGTON	W	4-3	9-12-1	13,411	63	2/21	BOSTON	L-SO	4-5	27-29-7	14,992
23	11/21	@ COLUMBUS	W	5-2	10-12-1	13,326	64	2/23	@ PHILADELPHIA	W	2-1	28-29-7	19,629
24	11/23	NY RANGERS	W	3-2	11-12-1	**19,250	65	2/24	@ NY RANGERS	W	0-5	28-30-7	18,200
25	11/28	@ WASHINGTON	W	2-1	12-12-1	10,526	66	2/27	TORONTO	L-SO	3-4	28-30-8	14,557
26	11/29	BOSTON	L	3-4	12-13-1	19,256	67	2/29	MINNESOTA	L	2-3	28-31-8	16,927
27	12/1	WASHINGTON	L	1-2	12-14-1	14,333	68	3/2	@ NY ISLANDERS	W	1-0	29-31-8	15,314
28	12/5	OTTAWA	L	4-5	12-15-1	11,289	69	3/4	@ BOSTON	W	1-0	30-31-8	14,473
29	12/7	NY ISLANDERS	W	3-0	13-15-1	14,502	70	3/6	PITTSBURGH	W	5-2	31-31-8	17,012
30	12/11	CALGARY	L-SO	1-2	13-15-2	12,499	71	3/8	ATLANTA	W	3-2	32-38-8	16,614
31	12/13	@ ST. LOUIS	W	1-0	14-15-2	14,088	72	3/12	NY ISLANDERS	W	4-2	33-31-8	15,233
32	12/15	@ DETROIT	L	2-5	14-16-2	20,064	73	3/14	NY RANGERS	W	3-2	34-31-8	**19,321
33	12/16	@ CHICAGO	W	3-1	15-16-2	12,926	74	3/16	ATLANTA	W	3-1	35-31-8	15,704
34	12/18	@ MONTREAL	W	3-2	16-16-2	21,273	75	3/20	CAROLINA	L-SO	1-2	35-31-9	18,546
35	12/20	CAROLINA	W	5-4	17-16-2	15,061	76	3/22	TAMPA BAY	W	4-2	36-31-9	18,502
36	12/22	TORONTO	L-OT	1-2	17-16-3	18,500	77	3/25	@ TAMPA BAY	L	1-3	36-32-9	16,710
37	12/27	@ ATLANTA	W	5-3	18-16-3	16,080	78	3/27	ATLANTA	L	2-3	36-33-9	17,301
38	12/28	MONTREAL	L	1-5	18-17-3	**19,838	79	3/29	WASHINGTON	L	0-3	36-34-9	17,832
39	12/30	PHILADELPHIA	L	0-1	18-18-3	18,767	80	4/1	@ ATLANTA	W	3-2	37-34-9	15,453
40	1/2	@ NEW JERSEY	L	2-3	18-19-3	14,124	81	4/4	@ CAROLINA	W	4-3	38-34-9	18,680
41	1/3	@ NY ISLANDERS	W	4-3	19-19-3	11,428	82	4/5	@ WASHINGTON	L	1-3	38-35-9	18,277

PANTHERS SEASON-BY SEASON



2008-09

GENERAL MANAGER: Jacques Martin
HEAD COACH: Peter DeBoer
CAPTAIN: None
RECORD: 41-30-11 (93 Points)
STANDINGS: 3rd Southeast Division, 9th Eastern Conference

NO	POS	NAME	TEAM	GP	G	A	PTS	+/-	PIM	PP	SH	GW	S
9	C	Stephen Weiss	FLA	78	14	47	61	19	22	4	1	4	154
10	LW	David Booth	FLA	72	31	29	60	10	38	11	0	5	246
61	LW	Cory Stillman	FLA	63	17	32	49	1	37	8	0	2	115
16	C	Nathan Horton	FLA	67	22	23	45	-5	48	5	1	5	131
67	C	*Michael Frolik	FLA	79	21	24	45	10	22	1	0	2	158
4	D	Jay Bouwmeester	FLA	82	15	27	42	-2	68	9	0	2	182
24	D	Bryan McCabe	FLA	69	15	24	39	-1	41	8	0	3	153
14	RW	Radek Dvorak	FLA	81	15	21	36	0	42	0	4	3	136
2	D	Keith Ballard	FLA	82	6	28	34	14	72	1	0	1	106
20	RW	Richard Zednik	FLA	70	17	16	33	2	46	3	0	4	153
11	C	Gregory Campbell	FLA	77	13	19	32	0	76	1	0	1	135
18	LW	Ville Peltonen	FLA	79	12	19	31	6	31	0	0	1	121
44	D	Nick Boynton	FLA	68	5	16	21	7	91	0	0	1	104
53	RW	Brett McLean	FLA	80	7	12	19	-12	29	0	0	2	114
28	C	Kamil Krepis	FLA	66	4	15	19	2	18	0	1	1	77
3	D	Karlis Skarstins	FLA	80	4	14	18	9	30	0	0	0	55
22	D	Jassen Cullimore	FLA	68	2	8	10	-10	37	0	0	0	52
85	LW	Rostislav Olesz	FLA	37	4	5	9	-5	8	0	0	0	69
13	RW	Anthony Stewart	FLA	59	2	5	7	-9	34	0	0	0	56
32	RW	*Michal Repik	FLA	5	2	0	2	1	0	0	0	0	7
41	C	*Shawn Matthias	FLA	16	0	2	2	-3	2	0	0	0	11
5	D	Bryan Allen	FLA	2	0	1	1	2	0	0	0	0	5
71	LW	*Kendal McArdle	FLA	3	0	0	0	-1	2	0	0	0	1
38	C	Janis Sprukts	FLA	1	0	0	0	0	0	0	0	0	1
37	LW	*Tanner Glass	FLA	3	0	0	0	0	7	0	0	0	1
52	D	*Jason Garrison	FLA	1	0	0	0	0	0	0	0	0	0

NO	GOALTENDERS	GP	MINS	GAA	W	L	OT	SO	GA	SA	SV%
29	Tomas Vokoun	59	3324	2.49	26	23	6	6	138	1856	.926
31	Craig Anderson	31	1636	2.71	15	7	5	3	74	977	.924

*Indicates Rookie

GAME	DATE	OPP.	RES.	SCORE	REC.	ATTEND.	GAME	DATE	OPP.	RES.	SCORE	REC.	ATTEND.
1	10/10	@ CAROLINA	L	4-6	00-01-00	18,680	42	01/10	ATLANTA	W	8-4	20-16-06	14,323
2	10/11	ATLANTA	W-OT	3-2	01-01-00	18,401	43	01/16	PHILADELPHIA	L-SO	2-3	20-16-07	17,827
3	10/16	MINNESOTA	L	2-6	01-02-00	12,106	44	01/17	@ TAMPA BAY	W	4-3	21-16-07	17,217
4	10/18	NY ISLANDERS	W	2-0	02-02-00	16,087	45	01/19	BUFFALO	L-SO	2-3	21-16-08	12,480
5	10/20	@ MONTREAL	L	1-3	02-03-00	21,273	46	01/21	DALLAS	L	1-4	21-17-08	11,200
6	10/22	@ OTTAWA	W	3-1	03-03-00	18,952	47	01/27	PHILADELPHIA	W	3-2	22-17-08	13,904
7	10/24	SAN JOSE	W	4-3	04-03-00	15,232	48	01/29	MONTREAL	W	5-1	23-17-08	16,334
8	10/25	@ ST. LOUIS	L	0-4	04-04-00	19,150	49	01/31	@ NY ISLANDERS	L	1-3	23-18-08	13,336
9	10/30	OTTAWA	L	1-2	04-05-00	13,567	50	02/03	@ TORONTO	W-OT	4-3	24-18-08	19,095
10	11/01	@ NASHVILLE	L-SO	2-3	04-05-01	14,909	51	02/05	NY ISLANDERS	W	3-2	25-18-08	14,206
11	11/02	@ ATLANTA	L	3-5	04-06-01	10,584	52	02/07	@ WASHINGTON	L	1-3	25-19-08	18,277
12	11/06	@ LOS ANGELES	L	2-3	04-07-01	11,267	53	02/10	TORONTO	W-OT	5-4	26-19-08	13,764
13	11/08	@ PHOENIX	L	1-4	04-08-01	14,807	54	02/12	@ CAROLINA	W	5-0	27-19-08	18,680
14	11/09	@ ANAHEIM	W	3-1	05-08-01	16,951	55	02/13	NY RANGERS	W-SO	2-1	28-19-08	17,042
15	11/12	TAMPA BAY	W	4-0	06-08-01	12,104	56	02/15	WASHINGTON	L	2-4	28-20-08	17,279
16	11/14	DETROIT	L	2-3	06-09-01	18,637	57	02/17	NEW JERSEY	W	4-0	29-20-08	14,514
17	11/18	@ TAMPA BAY	W-SO	4-3	07-09-01	16,176	58	02/19	CHICAGO	L	0-4	29-21-08	16,133
18	11/20	@ NEW JERSEY	L	1-3	07-10-01	14,291	59	02/21	BOSTON	W	2-0	30-21-08	**19,343
19	11/21	@ BOSTON	L	2-4	07-11-01	16,878	60	02/24	BOSTON	L	1-6	30-22-08	16,781
20	11/24	CAROLINA	W	3-2	08-11-01	11,117	61	02/26	@ NY RANGERS	W	2-1	31-22-08	18,200
21	11/26	NEW JERSEY	L-OT	2-3	08-11-02	14,932	62	02/28	@ NEW JERSEY	L	2-7	31-23-08	16,256
22	11/28	NY RANGERS	L-SO	3-4	08-11-03	18,106	63	03/01	@ WASHINGTON	W	6-2	32-23-08	18,277
23	11/30	@ NY RANGERS	W	4-0	09-11-03	18,200	64	03/03	@ ATLANTA	W	4-3	33-23-08	10,329
24	12/02	@ WASHINGTON	W	5-3	10-11-03	16,792	65	03/05	PITTSBURGH	L	1-4	33-24-08	18,933
25	12/04	BUFFALO	W	2-1	11-11-03	13,123	66	03/07	ST. LOUIS	W	5-3	34-24-08	17,591
26	12/06	BOSTON	L	0-4	11-12-03	16,213	67	03/10	@ PITTSBURGH	L-SO	3-4	34-24-09	17,132
27	12/08	@ OTTAWA	W-OT	4-3	12-12-03	17,947	68	03/12	@ BUFFALO	L	1-3	34-25-09	18,690
28	12/11	@ EDMONTON	W	2-0	13-12-03	16,839	69	03/14	TAMPA BAY	L-SO	3-4	34-25-10	17,734
29	12/12	@ CALGARY	W-SO	3-2	14-12-03	19,289	70	03/17	WASHINGTON	L	0-3	34-26-10	14,650
30	12/14	@ VANCOUVER	L	3-5	14-13-03	18,630	71	03/19	TORONTO	W	3-1	35-26-10	15,467
31	12/18	@ CAROLINA	L-OT	1-2	14-13-04	14,533	72	04/03	COLUMBUS	L	1-3	35-27-10	17,032
32	12/21	COLORADO	W	3-0	15-13-04	16,132	73	03/23	CAROLINA	L-OT	2-3	35-27-11	14,304
33	12/23	NASHVILLE	W	3-0	16-13-04	14,703	74	03/25	@ BUFFALO	L	3-5	35-28-11	18,690
34	12/26	TAMPA BAY	L-SO	3-4	16-13-05	16,961	75	03/26	@ PHILADELPHIA	W	4-2	36-28-11	19,631
35	12/27	@ TAMPA BAY	L	4-6	16-14-05	18,226	76	03/28	@ DALLAS	W	6-3	37-28-11	18,532
36	12/29	MONTREAL	L	2-5	16-15-05	**20,741	77	03/31	OTTAWA	W	5-2	38-28-11	15,247
37	12/31	@ NY ISLANDERS	L	2-4	16-16-05	12,211	78	04/03	ATLANTA	L	1-3	38-29-11	15,945
38	01/03	@ PITTSBURGH	W	6-1	17-16-05	17,042	79	04/05	PITTSBURGH	W	4-2	39-29-11	18,232
39	01/04	@ MONTREAL	L-SO	5-6	17-16-06	21,273	80	04/07	@ PHILADELPHIA	L	1-2	39-30-11	19,637
40	01/06	@ TORONTO	W	4-2	18-16-06	19,197	81	04/09	@ ATLANTA	W	3-2	40-30-11	15,738
41	01/08	CAROLINA	W	4-2	19-16-06	10,323	82	04/11	WASHINGTON	W	7-4	41-30-11	18,527

PANTHERS SEASON-BY SEASON



2009-10

GENERAL MANAGER: Randy Sexton

HEAD COACH: Peter DeBoer

CAPTAIN: Bryan McCabe

RECORD: 32-37-11 (77 Points)

STANDINGS: 5th Southeast Division, 14th Eastern Conference

NO.	POS	PLAYER	TEAM	GP	G	A	PTS	-/+	PIM	PP	SH	GW	S
9	C	Stephen Weiss	FLA	79	28	32	60	-7	40	12	0	2	180
16	C	Nathan Horton	FLA	65	20	37	57	-1	42	7	2	4	159
67	C	Michael Frolik	FLA	82	21	22	43	-4	43	5	0	1	219
24	D	Bryan McCabe	FLA	82	8	35	43	-4	83	3	0	1	169
27	C	Steven Reinprecht	FLA	82	16	22	38	-1	18	3	0	1	124
61	L	Zory Stillman	FLA	58	15	22	37	-3	22	3	0	4	126
14	R	Radek Dvorak	FLA	76	14	18	32	-7	20	1	3	1	140
85	L	Rostislav Olesz	FLA	78	14	15	29	-4	28	3	0	3	178
2	D	Keith Ballard	FLA	82	8	20	28	-7	88	1	0	1	90
4	D	Dennis Seidenberg	FLA	62	2	21	23	-3	33	1	0	0	116
44	D	Jordan Leopold	FLA	61	7	11	18	-7	22	1	0	1	69
19	C	Dominic Moore	FLA	48	8	9	17	-7	35	2	1	0	81
11	C	Gregory Campbell	FLA	60	2	15	17	-5	53	0	0	1	84
10	L	David Booth	FLA	28	8	8	16	-3	23	0	0	1	95
41	C	*Shawn Matthias	FLA	55	7	9	16	-3	10	0	0	2	67
43	D	*Dmitry Kulikov	FLA	68	3	13	16	-5	32	1	0	0	87
28	C	Kamil Krepes	FLA	76	5	9	14	-7	18	1	0	1	83
5	D	Bryan Allen	FLA	74	4	9	13	-8	99	0	1	2	78
55	D	*Jason Garrison	FLA	39	2	6	8	5	23	0	0	0	24
62	R	*Victor Oreskovich	FLA	50	2	4	6	-8	26	0	0	0	55
32	R	*Michal Repik	FLA	19	3	2	5	1	6	0	0	0	23
6	D	Ville Koistinen	FLA	17	1	3	4	1	8	0	0	0	12
74	L	Nick Tarnasky	FLA	31	1	2	3	-5	85	0	0	0	19
41	L	*Kendall MacIardie	FLA	19	1	2	3	-4	29	0	0	0	10
22	C	Jeff Taffe	FLA	21	1	2	2	-1	4	0	0	0	18
12	R	Byron Bitz	FLA	7	1	1	2	1	2	0	0	0	7
33	L	Steve MacIntyre	FLA	18	0	1	1	-3	17	0	0	0	3
5	D	Clay Wilson	FLA	2	0	0	0	-5	0	0	0	0	0
68	C	*Mike Duco	FLA	10	0	0	0	-3	50	0	0	0	6
63	R	*Evgeny Dadonov	FLA	4	0	0	0	-1	0	0	0	0	4
39	D	*Keaton Ellerby	FLA	22	0	0	0	0	2	0	0	0	5

NO	GOALTENDERS	GP	MINS	GAA	W	L	OT	SO	GA	SA	SV%
29	Tomas Vokoun	79	3695	2.55	23	28	11	7	157	1924	.925
30	Scott Clemmensen	23	1215	2.91	9	8	2	1	59	668	.912
35	*Alexander Salak	2	66	5.37	0	1	0	0	6	40	.850

*Indicates Rookie

GAME	DATE	OPP.	RES.	SCORE	REC.	ATTEND.	GAME	DATE	OPP.	RES.	SCORE	REC.	ATTEND.
1	10/2	@ CHICAGO	W	4-3	1-0-0	12,056	42	1/3	PITTSBURGH	W	6-2	17-18-7	18,110
2	10/3	CHICAGO	L	0-4	1-1-0	11,526	43	1/5	@ TORONTO	L	2-3	17-19-7	18,984
3	10/9	@ CAROLINA	L	2-7	1-2-0	13,597	44	1/7	@ MONTREAL	L	0-2	17-20-7	21,273
4	10/10	NEW JERSEY	L	2-3	1-3-0	18,802	45	1/9	@ OTTAWA	W	3-0	18-20-7	16,506
5	10/12	@ TAMPA BAY	L	2-3	1-4-0	14,126	46	1/13	WASHINGTON	L-SO	4-5	18-20-8	14,776
6	10/16	PHILADELPHIA	W	4-2	2-4-0	12,607	47	1/14	@ TAMPA BAY	W	3-2	19-20-8	13,516
7	10/21	BUFFALO	L	2-5	2-5-0	12,607	48	1/16	TAMPA BAY	W	5-2	20-20-8	15,971
8	10/23	@ PITTSBURGH	L-SO	2-3	2-5-1	16,971	49	1/18	ATLANTA	W	1-0	21-20-8	11,818
9	10/24	@ PHILADELPHIA	L	1-5	2-6-1	19,007	50	1/20	@ NEW JERSEY	L	0-2	21-21-8	13,931
10	10/28	OTTAWA	L	3-4	2-7-1	12,596	51	1/21	@ NY ISLANDERS	L-SO	1-2	21-21-9	12,138
11	10/30	@ DALLAS	W	6-5	3-7-1	16,824	52	1/23	TORONTO	W	2-0	22-21-9	18,087
12	10/31	@ ST LOUIS	W	4-0	4-7-1	17,943	53	1/26	MONTREAL	W	2-1	23-21-9	17,104
13	11/04	CAROLINA	W	3-0	5-7-1	12,424	54	1/29	@ WASHINGTON	L	1-4	23-22-9	18,277
14	11/6	WASHINGTON	L	1-4	5-8-1	15,877	55	1/31	NY ISLANDERS	W	2-0	24-22-9	16,023
15	11/7	@ WASHINGTON	L	4-7	5-9-1	18,277	56	2/1	ANAHIM	L	0-3	24-23-9	10,843
16	11/12	@ BOSTON	W	1-0	6-9-1	17,074	57	2/5	CALGARY	L	1-2	24-24-9	19,781
17	11/14	NY ISLANDERS	W	5-4	7-9-1	15,921	58	2/6	@ ATLANTA	L	2-4	24-25-9	16,743
18	11/16	LOS ANGELES	L-SO	3-4	7-9-2	12,502	59	2/9	@ CAROLINA	L	2-4	24-26-9	18,393
19	11/18	@ BUFFALO	W	6-2	8-9-2	18,546	60	2/77	VANCOUVER	L	0-3	24-27-9	13,787
20	11/20	@ DETROIT	W	2-1	9-9-2	18,634	61	2/13	BOSTON	L-SO	2-3	24-27-10	17,109
21	11/21	@ NY RANGERS	W	3-2	10-9-2	18,200	62	3/2	@ ATLANTA	L	2-4	24-28-10	13,818
22	11/23	PITTSBURGH	L-SO	2-3	10-9-3	17,024	63	3/3	PHILADELPHIA	W	7-4	25-28-10	15,878
23	11/25	NY RANGERS	L-OT	1-2	10-9-4	16,281	64	3/6	CAROLINA	W	4-1	26-28-10	16,202
24	11/27	TORONTO	L	4-6	10-10-4	16,101	65	3/9	@ MINNESOTA	W	3-2	27-28-10	18,191
25	11/28	@ NASHVILLE	L	1-4	10-11-4	14,120	66	3/11	@ COLORADO	L	0-3	27-29-10	11,458
26	11/30	@ ATLANTA	L	3-4	10-12-4	10,310	67	3/13	@ SAN JOSE	W	3-2	28-29-10	17,562
27	12/2	COLORADO	W	6-5	11-12-4	12,403	68	3/16	WASHINGTON	L	3-7	28-30-10	15,123
28	12/3	@ WASHINGTON	L	2-6	11-13-4	18,277	69	3/18	PHENIX	L-SO	3-4	28-30-11	12,282
29	12/5	ATLANTA	L-SO	1-2	11-13-5	13,291	70	3/20	BUFFALO	L	1-3	28-31-11	18,217
30	12/7	EDMONTON	L-SO	2-3	11-13-6	11,469	71	3/21	TAMPA BAY	W	5-2	29-31-11	14,831
31	12/9	@ COLUMBUS	L	0-3	11-14-6	12,800	72	3/23	@ TORONTO	W	4-1	30-31-11	19,158
32	12/11	@ NEW JERSEY	W	4-2	12-14-6	14,131	73	3/25	@ MONTREAL	L	1-4	30-32-11	21,273
33	12/12	@ PITTSBURGH	L-OT	2-3	12-14-7	16,977	74	3/27	@ OTTAWA	L	2-3	30-33-11	18,689
34	12/14	@ NY ISLANDERS	W	7-1	13-14-7	10,489	75	3/29	NASHVILLE	L-OT	2-3	30-33-12	13,679
35	12/16	ATLANTA	W	4-3	14-14-7	11,672	76	3/31	@ BUFFALO	L	2-6	30-34-12	18,690
36	12/18	CAROLINA	W	6-3	15-14-7	15,107	77	4/1	@ BOSTON	W	1-0	31-34-12	17,565
37	12/19	@ CAROLINA	L	2-3	15-15-7	12,758	78	4/3	NY RANGERS	L	1-4	31-35-12	18,011
38	12/21	@ PHILADELPHIA	W	4-1	16-15-7	19,323	79	4/6	OTTAWA	L	2-5	31-36-12	11,790
39	12/23	@ NY RANGERS	L	1-4	16-16-7	18,200	80	4/8	NEW JERSEY	W	3-2	32-36-12	15,273
40	12/27	BOSTON	L	1-2	16-17-7	18,799	81	4/10	@ TAMPA BAY	L-SO	3-4	32-36-13	17,05082
41	12/31	MONTREAL	L	4-5	16-18-7	**19,851	82	4/11	TAMPA BAY	L	1-3	32-37-13	15,884

PANTHERS SEASON-BY SEASON



2010-11

GENERAL MANAGER: Dale Tallon

CAPTAIN: Bryan McCabe

STANDINGS: 5th Southeast Division, 15th Eastern Conference

HEAD COACH: Peter DeBoer

RECORD: 30-40-12 (72 Points)

NO.	POS	PLAYER	TEAM	GP	G	A	PTS	+/-	PIM	PP	SH	GW	S
9	C	Stephen Weiss	FLA	76	21	28	49	-9	49	3	2	1	172
13	C	Mike Santorelli	FLA	82	20	21	41	-17	20	5	1	1	193
10	L	David Booth	FLA	82	23	17	40	-31	26	8	0	3	280
6	D	Dennis Wideman	FLA,WSH	61	9	24	33	-26	33	8	0	1	135
19	C	Marty Reasoner	FLA	82	14	18	32	2	22	0	0	4	124
67	R	Michael Frolik	FLA,CHI	72	8	21	29	2	16	1	0	1	153
7	D	Dmitry Kulikov	FLA	72	6	20	26	-5	45	1	0	1	83
21	L	Chris Higgins	FLA,VAN	48	11	12	23	5	10	0	0	0	126
61	L	Cory Stillman	FLA,CAR	44	7	16	23	3	20	1	0	1	81
24	D	Bryan McCabe	FLA,NYR	48	5	17	22	3	28	2	0	0	88
14	R	Radek Dvorak	FLA,ATL	53	7	14	21	2	20	0	1	3	89
52	D	Jason Garrison	FLA	53	5	13	18	-2	26	0	0	3	116
63	R	Evgenii Dadonov	FLA	36	8	9	17	0	14	1	0	0	60
85	L	Rostislav Olesz	FLA	44	6	11	17	-1	8	1	0	1	71
18	L	Shawn Matthias	FLA	51	6	10	16	0	16	0	0	0	90
26	R	Steve Bernier	FLA	68	5	10	15	-14	21	3	0	0	97
14	L	Sergei Samsonov	CAR,FLA	20	3	11	14	-2	2	0	0	1	53
43	D	Mike Weaver	FLA	82	2	11	13	1	34	0	0	0	53
5	D	Bryan Allen	FLA,CAR	53	4	8	12	-5	63	0	0	1	50
4	D	Keaton Ellerby	FLA	54	2	10	12	-15	22	0	0	0	56
27	C	Steve Reinprecht	FLA	29	4	6	10	-2	6	1	0	1	31
32	R	Michal Repik	FLA	31	2	6	8	-6	22	0	0	0	54
37	R	Bill Thomas	FLA	24	4	3	7	1	6	0	0	2	33
11	R	Niclas Bergfors	ATL,FLA	20	1	7	2	2	2	0	0	0	53
3	D	Clay Wilson	FLA	15	3	2	5	4	6	0	0	0	22
16	L	Darcy Hordichuk	FLA	64	1	4	5	-1	76	0	0	0	32
20	L	Ryan Carter	ANA,CAR,FLA	12	2	1	3	3	22	0	0	0	14
15	R	Jack Skille	CHI,FLA	13	1	1	2	-12	4	0	0	0	33
75	C	Scott Timmins	FLA	19	1	0	1	-8	8	0	0	0	7
2	D	Alexander Sulzer	NSH,FLA	9	1	1	1	-3	0	0	0	0	7
48	D	Joe Callahan	FLA	27	0	1	1	-1	12	0	0	0	21
8	L	Tim Kennedy	FLA	6	0	1	1	0	0	0	0	0	2
34	L	Patrick Rissmiller	ATL,FLA	9	0	1	1	0	0	0	0	0	12
17	L	Kenndal McArde	FLA	11	0	0	0	-3	16	0	0	0	6
16	R	Mike Duco	FLA	2	0	0	0	-1	10	0	0	0	0
28	R	Hugh Jessiman	FLA	2	0	0	0	-1	5	0	0	0	2

NO.	GOALTENDERS	GP	MIN	GAA	W	L	OT	SO	GA	SA	Sv%
29	Tomas Vokoun	57	3224:06	2.55	22	28	5	6	137	1,753	0.922
30	Scott Clemmensen	31	1696:04	2.62	8	11	7	1	74	833	0.911

*Indicates Rookie

GAME	DATE	OPP.	RES.	SCORE	REC.	ATTEND.	GAME	DATE	OPP.	RES.	SCORE	REC.	ATTEND.
1	10/10	@ EDMONTON	L	2-3	0-1-0	16,839	42	01/13	NASHVILLE	W	3-2	20-20-2	12,228
2	10/11	@ VANCOUVER	L	1-2	0-2-0	18,860	43	01/15	NEW JERSEY	W-OT	3-2	21-20-2	17,825
3	10/14	@ CALGARY	W	3-0	1-2-0	19,289	44	01/17	ATLANTA	L-SO	2-3	21-20-3	11,477
4	10/16	TAMPA BAY	W	6-0	2-2-0	17,040	45	01/19	COLORADO	L-OT	2-3	21-20-4	11,629
5	10/21	DALLAS	L	1-4	2-3-0	11,580	46	01/21	TAMPA BAY	L-SO	1-2	21-20-5	17,328
6	10/23	NY ISLANDERS	W	4-3	3-3-0	15,071	47	01/23	@ NEW JERSEY	L	2-5	21-21-5	15,109
7	10/26	@ TORONTO	FL	1-3	3-4-0	19,239	48	01/25	@ NY RANGERS	W	4-3	22-21-5	18,200
8	10/28	@ OTTAWA	L	3-5	3-5-0	16,294	49	01/26	@ BOSTON	L	1-2	22-22-5	17,565
9	10/30	@ MONTREAL	W	3-1	4-5-0	21,273	50	02/01	@ TORONTO	L-SO	3-4	24-22-6	19,018
10	11/03	ATLANTA	L	3-4	4-6-0	11,212	51	02/02	@ MONTREAL	L	2-3	22-23-6	21,273
11	11/05	CAROLINA	W	7-4	5-6-0	14,761	52	02/04	@ NEW JERSEY	W-OT	4-3	23-23-6	13,557
12	11/06	@ CAROLINA	L	2-3	5-7-0	17,704	53	02/08	ST LOUIS	L	1-2	23-24-6	12,228
13	11/10	TORONTO	W	4-1	6-7-0	15,243	54	02/10	BUFFALO	L-OT	2-3	23-24-7	14,559
14	11/12	MINNESOTA	W	2-1	7-7-0	15,043	55	02/13	SAN JOSE	W	3-2	24-24-7	16,217
15	11/13	@ PHILADELPHIA	L	2-5	7-8-0	19,616	56	02/16	PHILADELPHIA	L	2-4	24-25-7	17,077
16	11/17	@ ATLANTA	W	2-1	8-8-0	10,168	57	02/18	DETROIT	L	3-4	24-26-7	**19,947
17	11/18	@ BOSTON	L	0-4	8-9-0	17,565	58	02/19	@ TAMPA BAY	W-SO	3-2	25-26-7	18,710
18	11/20	@ NY ISLANDERS	W	4-1	9-9-0	9,157	59	02/21	@ NY ISLANDERS	L	1-5	25-27-7	13,720
19	11/22	PITTSBURGH	L	2-3	9-10-0	16,543	60	02/23	@ OTTAWA	L	1-5	25-28-7	16,520
20	11/24	BOSTON	L	1-3	9-11-0	16,712	61	02/25	@ ATLANTA	W-SO	2-1	26-28-7	14,046
21	11/26	NY RANGERS	L	0-3	9-12-0	17,013	62	02/27	NEW JERSEY	L	1-2	26-29-7	16,592
22	11/27	@ TAMPA BAY	W-SO	4-3	10-12-0	15,854	63	03/01	@ CAROLINA	L	1-2	26-30-7	16,252
23	12/01	@ ANAHEIM	L	3-5	10-13-0	12,504	64	03/03	MONTREAL	L	0-4	26-31-7	**19,722
24	12/02	@ LOS ANGELES	L	2-3	10-14-0	17,720	65	03/08	@ ATLANTA	L-OT	3-4	26-31-8	15,799
25	12/04	@ PHOENIX	W-SO	2-1	11-14-0	10,334	66	03/06	WASHINGTON	L	2-3	26-31-9	15,685
26	12/07	COLORADO	W-OT	4-3	12-14-0	12,791	67	03/08	CHICAGO	W	3-2	27-31-9	16,132
27	12/09	@ WASHINGTON	W	3-0	13-14-0	18,398	68	03/10	OTTAWA	L	1-2	27-32-9	12,310
28	12/11	@ NASHVILLE	L	0-3	13-15-0	16,128	69	03/12	TAMPA BAY	W-OT	4-3	28-32-9	16,607
29	12/15	CAROLINA	L	3-4	13-16-0	14,651	70	03/15	PHILADELPHIA	L	2-3	28-33-9	17,377
30	12/17	BUFFALO	W	6-2	14-16-0	16,894	71	03/17	TORONTO	W	4-0	29-33-9	16,970
31	12/20	@ PHILADELPHIA	W	5-0	15-16-0	19,944	72	03/19	NY ISLANDERS	L-SO	3-4	29-33-10	16,502
32	12/22	@ PITTSBURGH	L	2-5	15-17-0	18,238	73	03/22	@ NY RANGERS	L	0-1	29-34-10	18,200
33	12/23	@ BUFFALO	W	4-3	16-17-0	18,690	74	03/23	@ CHICAGO	L	0-4	29-35-10	21,713
34	12/27	BOSTON	L-SO	2-3	16-17-1	**19,250	75	03/25	@ BUFFALO	L	2-4	29-36-10	18,690
35	12/31	MONTREAL	L-OT	2-3	16-17-2	**20,072	76	03/27	@ PITTSBURGH	L-SO	1-2	29-36-11	18,270
36	01/02	NY RANGERS	W	3-0	17-17-2	16,752	77	03/29	@ COLUMBUS	L-SO	2-3	29-36-12	11,670
37	01/03	@ CAROLINA	W-OT	4-3	18-17-2	16,637	78	03/31	OTTAWA	L	1-4	29-37-12	15,672
38	01/05	ATLANTA	L	2-3	18-18-2	12,803	79	04/02	PITTSBURGH	L	2-4	29-38-12	18,178
39	01/07	CAROLINA	L	3-5	18-19-2	14,262	80	04/06	@ WASHINGTON	L	2-5	29-39-12	18,398
40	01/08	@ WASHINGTON	L	2-3	18-20-2	18,398	81	04/08	@ TAMPA BAY	L	2-4	29-40-12	20,444
41	01/11	WASHINGTON	W-OT	4-3	19-20-2	14,790	82	04/09	WASHINGTON	W	1-0	30-40-12	**18,371

PANTHERS SEASON-BY SEASON



2011-12

GENERAL MANAGER: Dale Tallon
HEAD COACH: Kevin Dineen
CAPTAIN: None
RECORD: 38-26-18 (94 Points)
STANDINGS: 1st in Southeast Division, 3rd in Eastern Conference
SOUTHEAST DIVISION CHAMPIONS

NO.	POS	PLAYER	TEAM	GP	G	A	PTS	-/+	PIM	PP	SH	GW	S
14	L	Tomas Fleischmann	FLA	82	27	34	61	-7	26	6	1	4	217
9	C	Stephen Weiss	FLA	80	20	37	57	5	60	5	1	6	149
32	R	Kris Versteeg	FLA	71	23	31	54	4	49	8	1	5	181
51	D	Brian Campbell	FLA	82	4	49	53	-9	6	1	0	0	131
52	D	Jason Garrison	FLA	77	16	17	33	6	32	9	0	3	168
82	D	Tomas Kopecky	FLA	80	10	22	32	-8	32	2	0	2	143
26	R	Mikael Samuelsson	FLA	48	13	15	28	2	12	6	0	1	125
7	D	Dmitry Kulikov	FLA	58	4	24	28	-5	36	2	0	1	104
57	C	Marcel Goc	FLA	57	11	16	27	5	10	3	0	1	97
18	C	Shawn Matthias	FLA	79	10	14	24	-2	49	1	0	1	133
20	L	Sean Bergenheim	FLA	62	17	6	23	-5	48	5	1	2	185
43	D	Mike Weaver	FLA	82	0	16	16	-2	14	0	0	0	51
55	D	Ed Jovanovski	FLA	66	3	10	13	-11	31	1	0	0	58
13	C	Mike Santorelli	FLA	60	9	2	11	-10	18	2	0	1	117
12	R	Jack Skille	FLA	46	4	6	10	-9	28	0	1	1	76
14	L	Wojtek Wolski	FLA	22	4	5	9	-3	0	0	0	0	39
22	R	Matt Bradley	FLA	45	3	5	8	-3	31	0	0	0	35
44	D	Erik Gudbranson	FLA	72	2	6	8	-19	78	0	0	0	76
16	L	Marco Sturm	FLA	42	3	2	5	-3	10	0	0	0	45
21	R	Krystofer Barch	FLA	41	2	3	5	-2	91	0	0	0	22
19	L	Scottie Upshall	FLA	26	2	3	5	-3	29	1	0	1	53
27	R	Michal Repik	FLA	17	2	3	5	-3	6	1	0	0	35
4	D	Keaton Ellerby	FLA	40	0	5	5	-3	10	0	0	0	45
10	C	John Madden	FLA	31	3	0	3	-4	4	0	0	1	33
63	R	Evgenii Dadonov	FLA	15	2	1	3	-4	2	0	0	0	21
23	D	Tyson Strachan	FLA	15	1	2	3	1	5	0	0	0	14
8	L	Tim Kennedy	FLA	27	1	1	2	-11	4	0	0	1	22
29	R	Bill Thomas	FLA	7	1	0	1	0	0	0	0	0	9
36	C	Mark Cullen	FLA	6	0	1	1	2	2	0	0	0	1
25	R	Jerred Smithson	FLA	16	0	1	1	1	4	0	0	0	12
47	D	*Colby Robak	FLA	3	0	0	0	0	0	0	0	0	0
73	C	Bracken Kearns	FLA	5	0	0	0	10	0	0	0	0	0
34	D	Nolan Yonkman	FLA	1	0	0	0	0	0	0	0	0	0
17	C	Jon Matsumoto	FLA	1	0	0	0	0	0	0	0	0	0
37	C	Greg Rallo	FLA	1	0	0	0	0	0	0	0	0	1

NO	GOALTENDERS	GP	MINS	GAA	W	L	OT	SO	GA	SA	SV%	G	A	PIM
60	Jose Theodore	53	3049	2.46	22	16	11	3	125	1502	.917	0	0	2
30	Scott Clemmensen	30	1566	2.57	14	6	6	1	67	773	.911	0	1	0
35	*Jacob Markstrom	7	383	2.66	2	4	1	0	17	222	.923	0	0	0
33	Brian Foster	1	5	0.00	0	0	0	0	0	1	1.000	0	0	0

*Indicates Rookie

GAME	DATE	OPP.	RES.	SCORE	REC.	ATTEND.	GAME	DATE	OPP.	RES.	SCORE	REC.	ATTEND.
1	10/08	@ NY ISLANDERS	W	2-0	1-0-0	16,234	42	01/09	VANCOUVER	W	2-1	21-13-8	16,712
2	10/11	@ PITTSBURGH	L	2-4	1-1-0	18,503	43	01/13	PITTSBURGH	L	1-4	21-14-8	**18,658
3	10/15	TAMPA BAY	W-SO	3-2	2-1-0	**18,352	44	01/16	BOSTON	L-SO	2-3	21-14-9	**19,018
4	10/17	@ TAMPA BAY	W	7-4	3-1-0	19,204	45	01/18	@ COLORADO	L-OT	1-3	21-14-10	13,465
5	10/18	@ WASHINGTON	L	0-3	3-2-0	18,506	46	01/20	@ CHICAGO	L	1-3	21-15-10	21,555
6	10/20	BUFFALO	L	0-3	3-3-0	14,811	47	01/21	@ WINNIPEG	W-SO	4-3	22-15-10	15,004
7	10/22	NY ISLANDERS	W	4-2	4-3-0	15,411	48	01/24	PHILADELPHIA	L-SO	2-3	22-15-11	**17,737
8	10/24	@ MONTREAL	W	2-1	5-3-0	21,273	49	02/01	WASHINGTON	W	4-2	23-15-11	15,231
9	10/27	@ OTTAWA	L	3-4	5-4-0	16,165	50	02/03	WINNIPEG	W	2-1	24-15-11	16,773
10	10/29	@ BUFFALO	W	3-2	6-4-0	18,690	51	02/04	@ TAMPA BAY	L	3-6	24-16-11	**19,204
11	10/31	WINNIPEG	L-SO	3-4	6-4-1	11,855	52	02/07	@ WASHINGTON	L	0-4	24-17-11	18,506
12	11/03	CHICAGO	L-SO	2-3	6-4-2	15,929	53	02/09	LOS ANGELES	W	3-1	25-17-11	14,929
13	11/06	TAMPA BAY	W	3-4	6-4-3	15,066	54	02/11	@ NEW JERSEY	W	3-1	26-17-11	14,938
14	11/08	@ TORONTO	W	5-1	7-4-3	19,414	55	02/12	@ NY ISLANDERS	W	4-1	27-17-11	14,179
15	11/10	@ WINNIPEG	W	5-2	8-4-3	15,004	56	02/15	OTTAWA	L	2-6	27-18-11	14,038
16	11/13	PHILADELPHIA	L	2-3	8-5-3	15,215	57	02/17	WASHINGTON	L	1-2	27-19-11	**17,779
17	11/15	@ DALLAS	W	6-0	9-5-3	10,175	58	02/19	ANAHEIM	L	0-2	27-20-11	15,945
18	11/17	@ ST LOUIS	L	1-4	9-6-3	17,642	59	02/23	MINNESOTA	L-SO	2-3	27-20-12	13,892
19	11/19	PITTSBURGH	W	3-2	10-6-3	**18,071	60	02/25	@ CAROLINA	W-SO	3-2	28-20-12	16,680
20	11/21	NEW JERSEY	W	4-3	11-6-3	13,122	61	02/26	MONTREAL	W	4-2	29-20-12	**18,108
21	11/23	NY RANGERS	W	2-1	12-6-3	**17,461	62	02/28	@ TORONTO	W	5-3	30-20-12	19,420
22	11/25	TAMPA BAY	L-OT	1-2	12-6-4	**17,380	63	03/01	@ WINNIPEG	L	0-7	30-21-12	15,004
23	11/26	@ TAMPA BAY	L	1-5	12-7-4	17,841	64	03/03	NASHVILLE	L	1-3	30-22-12	15,904
24	11/29	@ CAROLINA	W	3-1	13-7-4	13,065	65	03/04	OTTAWA	W	4-2	31-22-12	15,811
25	12/01	@ LOS ANGELES	L	1-2	13-8-4	17,720	66	03/08	@ PHILADELPHIA	L	0-5	31-22-12	19,675
26	12/03	@ SAN JOSE	W	5-3	14-8-4	17,562	67	03/09	@ PITTSBURGH	L-OT	1-2	31-22-13	18,606
27	12/05	WASHINGTON	W	5-4	15-8-4	16,337	68	03/11	CAROLINA	W	2-0	32-22-13	15,081
28	12/08	@ BOSTON	W	2-0	16-8-4	17,565	69	03/13	TORONTO	W	5-2	33-22-13	**17,475
29	12/09	@ BUFFALO	L-OT	1-2	16-8-5	18,690	70	03/15	BOSTON	W	6-2	34-22-13	**19,004
30	12/11	@ NY RANGERS	L	1-6	16-9-5	18,200	71	03/17	BUFFALO	W-SO	3-2	35-22-13	16,827
31	12/13	NEW JERSEY	L-SO	2-3	16-9-6	14,649	72	03/20	@ PHILADELPHIA	W	2-1	36-23-13	19,568
32	12/16	CALGARY	W-SO	3-2	17-9-6	15,575	73	03/21	@ CAROLINA	L	1-3	36-24-13	18,680
33	12/18	CAROLINA	W-OT	3-2	18-9-6	15,289	74	03/23	EDMONTON	L-SO	1-2	36-24-14	16,214
34	12/20	PHOENIX	L	1-2	18-10-6	**17,711	75	03/25	NY ISLANDERS	L-SO	2-3	36-24-15	16,814
35	12/22	@ OTTAWA	L-OT	3-4	18-10-7	19,296	76	03/27	@ MONTREAL	W-SO	3-2	37-24-15	21,273
36	12/23	@ BOSTON	L	0-8	18-11-7	17,565	77	03/29	@ MINNESOTA	L-OT	2-3	37-24-16	16,214
37	12/27	OTTAWA	W	5-3	19-11-7	**20,406	78	03/30	@ COLUMBUS	L	1-4	37-25-16	17,994
38	12/30	NY RANGERS	L	1-4	19-12-7	**20,238	79	04/01	@ DETROIT	L-SO	1-2	37-25-17	20,066
39	12/31	MONTREAL	W	3-5	20-12-7	**20,098	80	04/03	WINNIPEG	L-OT	4-5	37-25-18	17,760
40	01/05	@ NY RANGERS	L-OT	2-3	20-12-8	18,200	81	04/05	@ WASHINGTON	L	2-4	37-26-18	18,506
41	01/06	@ NEW JERSEY	L	2-5	20-13-8	15,793	82	04/07	CAROLINA	W	4-1	38-26-18	**19,057

PANTHERS SEASON-BY SEASON



2012-13

GENERAL MANAGER: Dale Tallon

CAPTAIN: Ed Jovanovski

STANDINGS: 5th in Southeast Division, 15th in Eastern Conference

HEAD COACH: Kevin Dineen

RECORD: 15-27-6 (36 Points)

NO	POS	NAME	TEAM	GP	G	A	PTS	+/-	PIM	PP	SH	GW	S
14	LW	Tomas Fleischmann	FLA	48	12	23	35	-10	16	2	1	2	121
11	C	Jonathan Huberdeau	FLA	48	14	17	31	-15	18	2	0	1	112
82	RW	Tomas Kopecky	FLA	47	15	12	27	-8	28	4	1	0	92
51	D	Brian Campbell	FLA	48	8	19	27	-22	12	6	0	2	70
18	C	Shawn Matthias	FLA	48	14	7	21	-8	16	2	1	1	106
57	C	Marcel Goc	FLA	42	9	10	19	-6	8	4	0	1	92
88	C	Peter Mueller	FLA	43	8	9	17	-11	18	2	0	0	131
15	C	Drew Shore*	FLA	43	3	10	13	-10	14	1	1	1	96
12	RW	Jack Skille	FLA	40	3	9	12	-9	11	0	0	0	69
7	D	Dmitry Kulikov	FLA	34	3	7	210	-5	22	2	0	2	52
3	D	TJ Brennan	FLA	19	2	7	9	-8	2	0	0	0	24
17	D	Filip Kubsa	FLA	44	1	9	10	-18	24	0	0	0	19
43	D	Mike Weaver	FLA	27	1	8	9	-3	8	0	0	0	21
19	LW	Scottie Upshall	FLA	27	4	1	5	-8	25	1	0	1	54
25	C	Jerred Smithson	FLA	35	2	3	5	-4	10	0	0	0	22
27	RW	Alex Kovalev	FLA	14	2	3	5	-1	6	1	0	1	21
32	RW	Kris Versteeg	FLA	10	2	2	4	-8	8	0	0	0	20
9	D	Stephen Weiss	FLA	17	1	3	4	-13	25	1	0	0	19
23	D	Tyson Strachan	FLA	38	0	4	4	-13	40	0	0	0	42
44	D	Erik Gudbranson	FLA	32	0	4	4	-22	47	0	0	0	49
13	C	Mike Santorelli	FLA	24	2	1	3	-7	2	0	0	0	21
22	RW	George Parros	FLA	39	1	1	2	-15	57	0	0	0	16
27	C	Nick Bjugstad*	FLA	11	1	0	1	-8	2	0	0	0	17
37	C	Greg Rallo	FLA	10	1	0	1	-3	2	1	0	0	10
47	D	Colby Robak*	FLA	16	0	1	1	-1	17	0	0	0	15
55	D	Ed Jovanovski	FLA	6	0	1	1	-4	0	0	0	0	6
76	LW	Eric Selleck*	FLA	2	0	1	1	2	17	0	0	0	2
4	D	Keaton Ellerby	FLA	9	0	0	0	-2	36	0	0	0	8
42	C	Quinton Howden	FLA	18	0	0	0	-11	2	0	0	0	22
72	D	Alex Petrovic	FLA	6	0	0	0	-8	25	0	0	0	5
34	D	Nolan Yonkman	FLA	7	0	0	0	-1	1	0	0	0	4
75	C	Scott Timmins	FLA	5	0	0	0	-2	4	0	0	0	6
52	C	Jonathan Rheault	FLA	5	0	0	0	0	0	0	0	0	5
62	D	Michael Caruso	FLA	2	15	0	0	-1	0	0	0	0	0

NO	GOALTENDERS	GP	MIN	GAA	W	L	OT	SO	GA	SA	SV%
35	Jacob Markstrom*	23	1266	3.22	8	14	1	0	68	685	.901
60	Jose Theodore	15	766	3.29	4	6	3	0	42	391	.893
30	Scott Clemmensen	11	866	3.67	3	7	2	0	53	421	.874
33	Jacob Markstrom	1	39:49	3.01	0	1	0	0	2	14	.857

*Indicates Rookie

GAME	DATE	OPP.	RES.	SCORE	REC.	ATTEND.	GAME	DATE	OPP.	RES.	SCORE	REC.	ATTEND.
1	1/19/13	CAR	W	5-1	1-0-0	**19,688	25	3/8/13	WPG	L-OT	2-3	7-12-6	16,442
2	1/21/13	@OTT	L	0-4	1-1-0	**19,952	26	3/10/13	MTL	L	2-5	7-13-6	**19,189
3	1/22/13	@MTL	L	1-4	1-2-0	**21,273	27	3/12/13	TBL	L	2-3	7-14-6	15,174
4	1/24/13	OTT	L	1-3	1-3-0	15,364	28	3/14/13	@BOS	L	1-4	7-15-6	**17,565
5	1/26/13	PHI	L	1-7	1-4-0	**19,311	29	3/16/13	NYI	L	3-4	7-16-6	**17,627
6	1/29/13	@TBL	L	2-5	1-5-0	**19,204	30	3/19/13	@CAR	W	4-1	8-16-6	16,349
7	1/31/13	WPG	W	6-3	2-5-0	15,731	31	3/21/13	@NRY	W	3-1	9-16-6	**17,200
8	2/3/13	@BUF	W	4-3	3-5-0	**18,831	32	3/23/13	@NJD	L	1-2	9-17-6	**17,625
9	2/5/13	@WPG	L-OT	2-3	3-5-1	**15,004	33	3/24/13	@NYI	L	0-3	9-18-6	14,512
10	2/7/13	@PHI	W-SO	3-2	4-5-1	**19,616	34	3/26/13	@TOR	L	2-3	9-19-6	**19,379
11	2/9/13	@WSH	L	0-5	4-6-1	**18,506	35	3/28/13	BUF	W-SO	5-4	10-19-6	**17,044
12	2/12/13	WSH	L-OT	5-6	4-6-2	15,340	36	3/30/13	NJD	W-OT	3-2	11-19-6	**18,138
13	2/14/13	MTL	L-OT	0-1	4-6-3	17,021	37	4/2/13	@TBL	W-SO	3-2	12-19-6	17,904
14	2/16/13	TBL	L-OT	5-6	4-6-4	17,004	38	4/6/13	WSH	L	3-4	12-20-6	16,886
15	2/18/13	TOR	L	0-3	4-7-4	**17,177	39	4/7/13	OTT	W	2-1	13-20-6	15,552
16	2/21/13	@PHI	W	5-2	5-7-4	**19,605	40	4/11/13	@WPG	L	2-7	13-21-6	**15,004
17	2/22/13	@PIT	L	1-3	5-8-4	**18,655	41	4/13/13	PIT	L	1-3	13-22-6	**18,891
18	2/24/13	BOS	L	1-4	5-9-4	**18,108	42	4/16/13	@NYI	L	2-5	13-23-6	15,922
19	2/26/13	PIT	W	6-4	6-9-4	**17,378	43	4/18/13	@NRY	L	1-6	13-24-6	**17,200
20	2/28/13	BUF	L-SO	3-4	6-9-5	15,672	44	4/20/13	@NJD	L	2-6	13-25-6	16,018
21	3/2/13	@CAR	L	2-6	6-10-5	**18,680	45	4/21/13	@BOS	L	0-3	13-26-6	**17,565
22	3/3/13	CAR	L	2-3	6-11-5	15,978	46	4/23/13	NYR	W	3-2	14-22-6	**17,758
23	3/5/13	WPG	W	4-1	7-11-5	14,574	47	4/25/13	TOR	L	0-4	14-27-6	16,484
24	3/7/13	@WSH	L	1-7	7-12-5	**18,506	48	4/27/13	@TBL	W	5-3	15-27-6	**19,204

PANTHERS SEASON-BY SEASON



2013-14

GENERAL MANAGER: Dale Tallon

HEAD COACH: Kevin Dineen/Peter Horachek

CAPTAIN: Ed Jovanovski

RECORD: 29-45-8 (66 Points)

STANDINGS: 7th in Atlantic Division, 14th in Eastern Conference

NO	POS	PLAYER	TEAM	GP	G	A	PTS	-/+	PIM	PP	SH	GW	S
27	C	Nick Bjugstad*	FLA	76	16	22	38	-14	16	0	1	4	185
51	D	Brian Campbell	FLA	82	7	30	37	-6	20	2	0	2	116
19	L	Scottie Upshall	FLA	76	15	22	37	1	73	1	1	3	161
24	R	Brad Boyes	FLA	78	21	15	36	-6	28	2	1	1	176
20	L	Sean Bergenheim	FLA	62	16	13	29	-16	40	3	0	3	190
140	L	Tomas Fleischmann	FLA	80	8	20	28	-18	22	2	0	1	188
77	D	Tom Gilbert	FLA	73	3	25	28	-5	18	2	0	1	93
11	L	Jonathan Huberdeau	FLA	69	9	19	28	-5	37	2	0	1	108
16	C	Aleksander Barkov	FLA	54	8	16	24	-3	10	3	0	1	87
57	C	Marcel Goc	FLA	62	11	12	23	-7	31	0	0	1	105
7	D	Dmitry Kulikov	FLA	81	8	11	19	-26	66	2	1	0	127
17	C	Jesse Winchester	FLA	52	9	9	18	-2	38	1	0	2	100
12	R	Jimmy Hayes	FLA	53	11	7	18	-6	18	3	0	0	71
18	C	Shawn Matthias	FLA	59	9	7	16	0	14	0	0	0	88
73	C	Brandon Pirri	FLA	21	7	7	14	0	2	2	0	0	46
23	C	Scott Gomez	FLA	46	2	10	12	-11	24	0	0	0	56
82	R	Tomas Kopecky	FLA	49	4	8	12	0	18	0	1	0	95
4	D	Dylan Olsen	FLA	44	3	9	12	-3	8	0	0	0	60
44	D	Erik Gudbranson	FLA	45	3	6	9	-7	114	0	0	0	92
67	C	Vincent Trocheck	FLA	20	5	3	8	-11	6	1	1	0	38
32	R	Kris Versteeg	FLA	18	2	5	7	-9	9	0	0	0	47
15	C	Drew Shore	FLA	24	5	2	7	-1	8	1	1	1	23
43	D	Mike Weaver	FLA	55	0	6	6	-9	23	0	0	0	44
42	L	Quinton Howarden	FLA	16	4	2	6	0	10	0	1	0	23
55	D	Ed Jovanovski	FLA	37	1	4	5	-6	39	0	0	0	44
21	R	Krys Barch	FLA	55	0	4	4	-10	99	0	0	0	19
47	D	Colby Robak	FLA	16	0	2	2	-4	6	0	0	0	15
97	D	Matt Gilroy	FLA	16	1	1	2	-2	6	0	0	0	27
10	R	Joey Crabb	FLA	9	1	1	1	-2	7	0	0	0	5
26	R	Bobby Butler	FLA	2	0	1	1	1	2	0	0	0	5
72	D	Alex Petrovic	FLA	7	0	1	1	3	8	0	0	0	4
22	D	Mike Mottau	FLA	8	0	0	0	-3	4	0	0	0	1
6	D	Ryan Whitney	FLA	7	0	0	0	-7	6	0	0	0	8
28	L	Garrett Wilson	FLA	3	0	0	0	-1	0	0	0	0	8
58	D	Jonathan Racine	FLA	1	0	0	0	-1	2	0	0	0	0

NO	GOALTENDERS	GP	MINS	GAA	W	L	OT	SO	GA	SA	SV%
34	Tim Thomas	40	2299	2.87	16	20	3	0	110	1206	.909
30	Scott Clemmensen	17	914	3.09	6	7	1	0	47	454	.896
1	Roberto Luongo	12	804	2.46	6	7	1	1	33	432	.924
35	Jacob Markstrom	12	614	3.52	1	6	3	0	36	285	.874
39	Dan Ellis	6	337	4.81	0	5	0	0	27	165	.836

*Indicates Rookie

GAME	DATE	OPP.	RES.	SCORE	REC.	ATTEND.	GAME	DATE	OPP.	RES.	SCORE	REC.	ATTEND.
1	10/3	@DAL	W	4-2	1-0-0	16100	42	1/4	NSH	W-SO	5-4	16-20-6	15796
2	10/5	@STL	L	0-7	1-1-0	16254	43	1/6	@MTL	L	1-2	16-21-6	**21273
3	10/8	@PHI	L	1-2	1-2-0	**19589	44	1/9	@BUF	W-SO	2-1	17-21-6	17872
4	10/10	@TBL	L	2-7	1-3-0	**19204	45	1/11	@NJ	L-OT	1-2	17-21-7	16592
5	10/11	PIT	W	6-3	2-3-0	**18584	46	1/14	NYI	L-OT	4-2	18-21-7	13730
6	10/13	LAK	L	0-3	2-4-0	12810	47	1/16	SJS	L	0-3	18-22-7	13149
7	10/15	@NSH	L	3-4	2-5-0	15935	48	1/18	@CAR	L	2-3	18-23-7	15476
8	10/17	BOS	L	2-3	2-6-0	14440	49	1/20	@PIT	W	5-1	19-23-7	**18660
9	10/19	MIN	W-SO	2-1	3-6-0	13081	50	1/21	@BUF	W	4-3	20-23-7	17583
10	10/22	CHI	L-SO	2-3	3-6-1	15779	51	1/24	COL	L	2-3	20-24-7	**17274
11	10/25	BUF	L	1-3	3-7-1	12984	52	1/26	@DET	W-SO	5-4	21-24-7	**20066
12	10/27	TBL	L-SO	3-4	3-7-2	12336	53	1/28	@BOS	L	2-6	21-25-7	**17565
13	11/1	STL	L	0-4	3-8-2	12922	54	1/30	@TOR	L	3-6	21-26-7	**19448
14	11/2	@WSH	L-SO	2-3	3-8-3	**18506	55	2/1	@CBJ	L	1-4	21-27-7	16762
15	11/5	EDM	L-OT	3-4	3-8-4	12035	56	2/4	TOR	W	4-1	22-27-7	15583
16	11/7	@BOS	L	1-4	3-9-4	**17585	57	2/6	DET	L	1-3	22-28-7	15623
17	11/9	@OTT	L	2-3	3-10-4	16244	58	2/7	@CAR	L	1-5	22-29-7	16132
18	11/10	@NYR	L	3-4	3-11-4	**18806	59	2/27	WSH	L	4-5	22-30-7	14180
19	11/12	ANA	W	4-1	4-11-4	13354	60	3/1	@CBJ	L	3-6	22-31-7	15441
20	11/15	@MIN	L	2-3	4-12-4	**18102	61	3/2	@NYI	W	5-3	23-31-7	13008
21	11/16	@COL	W	4-1	5-12-4	17321	62	3/4	@BOS	L	1-4	23-32-7	**17565
22	11/19	@VAN	W-SO	3-2	6-12-4	**18910	63	3/7	BUF	W	2-0	24-32-7	14402
23	11/21	@EDM	L	1-4	6-13-4	**16839	64	3/9	BOS	L	2-5	24-33-7	**18858
24	11/22	@CAR	L-SO	3-4	6-13-5	**19289	65	3/11	PHX	L	1-3	24-34-7	12211
25	11/25	PHI	W	5-1	7-13-5	14299	66	3/13	@TBL	L	4-5	24-35-7	18324
26	11/27	NYR	L	2-5	7-14-5	**17268	67	3/14	NJD	W	5-3	25-35-7	14496
27	11/30	PIT	L	1-5	7-15-5	**17583	68	3/16	VAN	L-SO	3-4	25-35-8	14215
28	12/3	OTT	L	2-4	7-16-5	10074	69	3/18	@SJS	W	3-2	26-35-8	**17562
29	12/5	WPG	W	5-2	8-16-5	10966	70	3/20	@PHX	L	1-2	26-36-8	14442
30	12/7	@DET	W	2-1	9-16-5	**20866	71	3/22	@LAK	L	0-4	26-37-8	**18118
31	12/8	@CHI	L	2-4	9-17-5	**21119	72	3/23	@ANA	L	2-6	26-38-8	**17281
32	12/10	DET	W-SO	3-2	10-17-5	13358	73	3/25	OTT	W-SO	3-2	27-38-8	13435
33	12/13	WSH	W-SO	3-2	11-17-5	15097	74	3/27	CAR	L	0-3	27-39-8	12379
34	12/15	@MTL	W	2-1	12-17-5	**21273	75	3/29	MTL	L	1-4	27-40-8	**17119
35	12/17	@TOR	W	3-1	13-17-5	**19076	76	3/31	@NJD	L	3-6	27-41-8	15209
36	12/19	@OTT	W	4-2	14-17-5	15927	77	4/1	@NYI	L	2-4	27-42-8	11812
37	12/20	@WPG	L	2-5	14-18-5	**15004	78	4/4	COY	L	1-2	27-43-8	12055
38	12/23	TBL	L	1-6	14-19-5	15942	79	4/6	DAL	W	3-2	28-43-8	13366
39	12/28	DET	L	3-4	14-20-5	**18932	80	4/8	PHI	L	2-5	28-44-8	12487
40	12/29	MTL	W	4-1	15-20-5	**19891	81	4/10	TOR	W	4-2	29-44-8	13110
41	12/31	NYR	L-SO	1-2	15-20-6	16083	82	4/12	CBJ	L	2-3	29-45-8	14241

PANTHERS SEASON-BY SEASON



2014-15

GENERAL MANAGER: Dale Tallon

CAPTAIN: Willie Mitchell

STANDINGS: 6th in Atlantic Division, 14th in Eastern Conference

HEAD COACH: Gerard Gallant

RECORD: 38-29-15 (91 Points)

NO	POS	NAME	TEAM	GP	G	A	PTS	+/-	PIM	PP	SH	GW	S
11	LW	Jonathan Huberdeau	FLA	79	15	39	54	10	38	0	0	0	169
36	LW	Jussi Jokinen	FLA	81	8	36	44	-2	34	2	0	0	134
27	C	Nick Bjugstad	FLA	72	24	19	43	-7	38	7	0	3	207
5	D	Aaron Ekblad	FLA	81	12	27	39	12	32	6	0	4	170
24	RW	Brad Boyes	FLA	78	14	24	38	11	20	5	0	0	151
16	C	Aleksander Barkov	FLA	71	16	20	36	-4	16	3	0	3	123
12	RW	Jimmy Hayes	FLA	72	19	16	35	-4	20	4	0	3	166
51	D	Brian Campbell	FLA	82	3	24	27	4	22	1	0	0	118
73	C	Brandon Pirri	FLA	49	22	2	24	6	14	7	0	4	143
63	C	Dave Bolland	FLA	3	6	17	23	4	48	0	1	0	76
7	D	Dmitry Kulikov	FLA	73	3	19	22	0	48	1	0	0	83
21	C	Vincent Trocheck	FLA	50	7	15	22	9	24	1	0	0	89
68	RW	Jaromir Jagr	FLA	20	6	12	18	7	6	2	0	2	50
19	LW	Scottie Upshall	FLA	63	8	7	15	-8	28	0	0	2	93
44	D	Erik Gudbranson	FLA	76	4	9	13	-4	58	0	0	0	110
17	C	Derek MacKenzie	FLA	82	5	6	11	-17	45	1	0	0	72
33	D	Willie Mitchell	FLA	66	3	5	8	1	25	0	0	0	78
82	RW	Tomas Kopecky	FLA	64	2	6	8	-19	28	0	0	1	106
4	D	Dylan Olsen	FLA	44	2	6	8	-720	0	0	0	0	44
22	LW	Shawn Thornton	FLA	46	1	4	5	-13	50	0	0	0	53
3	D	Steven Kampfer	FLA	25	2	2	4	-4	12	0	0	1	28
72	D	Alex Petrovic	FLA	33	0	3	3	-4	34	0	0	0	29
74	D	Shane O'Brien	FLA	9	0	1	1	-4	5	0	0	0	4
23	C	Rocco Grimaldi	FLA	7	1	0	1	1	4	0	0	0	18
28	LW	Garrett Wilson	FLA	2	0	0	0	-2	0	0	0	0	5

NO	GOALTENDERS	GP	GS	MIN	GAA	W	L	OT	SO	SA	GA	SV%
1	Roberto Luongo	61	61	3528	2.35	28	19	12	2	1743	138	.921
35	Al Montoya	20	13	977	3.01	6	7	2	0	453	49	.892
39	Dan Ellis	8	8	486	2.35	4	3	1	1	221	19	.914

*Indicates Rookie

#	DATE	TEAM	W-L-OT	RECORD	ATTEND.	#	DATE	TEAM	W-L-OT	RECORD	ATTEND.
1	10/09	@ TAMPA BAY	O*	00-00-01	19204+	42	01/15	COLORADO	L	20-13-09	9584
2	10/11/	NEW JERSEY	L	00-01-01	11419	43	01/17	EDMONTON	O**	20-13-10	10529
3	10/13	OTTAWA	L	00-02-01	7311	44	01/19	VANCOUVER	L	20-14-10	9373
4	10/17	@ BUFFALO	W	01-02-01	17864	45	01/27	DETROIT	L	20-15-10	12190
5	10/18	@ WASHINGTON	O**	01-02-02	18506+	46	01/29	COLUMBUS	W	21-15-10	7917
6	10/21	@ COLORADO	W*	02-02-02	14440	47	01/31	@ NEW JERSEY	L	21-16-10	16278
7	10/25	@ ARIZONA	O*	02-02-03	13202	48	02/02	@ NY RANGERS	L	21-17-10	18006+
8	10/30	ARIZONA	W	03-02-03	7691	49	02/03	@ NY ISLANDERS	W	22-17-10	14704
9	11/01	PHILADELPHIA	W	04-02-03	9774	50	02/05	LOS ANGELES	W	23-17-10	9624
10	11/04	@ BOSTON	O*	04-02-04	17565+	51	02/08	NASHVILLE	O**	23-17-11	10844
11	11/06	@ PHILADELPHIA	L	04-03-04	19777+	52	02/10	ANAHEIM	W	24-17-11	8576
12	11/08	CALGARY	L	04-04-04	9230	53	02/12	@ MINNESOTA	L	24-18-11	19055+
13	11/11	SAN JOSE	W	05-04-04	8075	54	02/13	@ DALLAS	L	24-19-11	18211
14	11/14	NY ISLANDERS	O**	05-04-05	10010	55	02/15	ST. LOUIS	O**	24-19-12	11859
15	11/16	@ ANAHEIM	W	06-04-05	16128	56	02/17	@ TORONTO	W	25-19-12	19098+
16	11/18	@ LOS ANGELES	L	06-05-05	18230+	57	02/19	@ MONTREAL	W**	26-19-12	21286+
17	11/20	@ SAN JOSE	W**	07-05-05	17331	58	02/21	@ OTTAWA	L	26-20-12	16938
18	11/22	@ NASHVILLE	O**	07-05-06	17163+	59	02/22	@ PITTSBURGH	L	26-21-12	18592+
19	11/24	MINNESOTA	L	07-06-06	8426	60	02/24	@ CHICAGO	O**	26-21-13	21526+
20	11/26	CAROLINA	W	08-06-06	8119	61	02/26	CHICAGO	L	26-22-13	17387+
21	11/28	OTTAWA	W	09-06-06	9758	62	02/28	BUFFALO	W	27-22-13	10374
22	12/01	@ COLUMBUS	L	09-07-06	12309	63	03/01	TAMPA BAY	W	28-22-13	10336
23	12/02	@ DETROIT	W	10-07-06	20027	64	03/03	TORONTO	L	28-23-13	10198
24	12/04	COLUMBUS	O**	10-07-07	7788	65	03/05	DALLAS	L	28-23-14	8510
25	12/06	BUFFALO	L	11-07-07	66	66	03/07	NY ISLANDERS	W**	29-23-14	14474
26	12/08	@ ST. LOUIS	L	11-08-07	17330	67	03/12	WINNIPEG	W	30-23-14	9819
27	12/12	@ DETROIT	W**	12-08-07	20027	68	03/14	@ CAROLINA	W	31-23-14	11790
28	12/13	@ BUFFALO	O*	12-08-08	18450	69	03/15	@ NY RANGERS	L	31-24-14	18006+
29	12/16	WASHINGTON	W**	13-08-08	10012	70	03/17	MONTREAL	L	31-25-14	18245+
30	12/18	@ PHILADELPHIA	W**	14-08-08	19582+	71	03/19	DETROIT	W	32-25-14	11458
31	12/20	@ PITTSBURGH	L	14-09-08	18468+	72	03/21	BOSTON	W**	33-25-14	17044+
32	12/22	PITTSBURGH	W**	15-09-08	15947	73	03/24	@ TAMPA BAY	L	33-26-14	18729
33	12/28	TORONTO	W	16-09-08	17877+	74	03/26	@ TORONTO	W	34-26-14	18831+
34	12/30	MONTREAL	O**	16-09-09	19614+	75	03/28	@ MONTREAL	O*	34-26-15	21287+
35	12/31	NY RANGERS	L	16-10-09	15090	76	03/29	@ OTTAWA	W	35-26-15	19045
36	01/02	@ BUFFALO	W	17-10-09	18070+	77	03/31	@ BOSTON	L	35-27-15	17565+
37	01/04	@ WASHINGTON	L	17-11-09	18504+	78	04/02	CAROLINA	W	36-27-15	9827
38	01/08	@ VANCOUVER	L	18-11-09	18797+	79	04/04	TAMPA BAY	L	36-28-15	11072
39	01/09	@ CALGARY	W	19-11-09	19289+	80	04/05	MONTREAL	L	36-29-15	14112
40	01/11	@ EDMONTON	W	20-11-09	16839+	81	04/09	BOSTON	W	37-29-15	11778
41	01/13	@ WINNIPEG	L	20-12-09	15016+	82	04/11	NEW JERSEY	W	38-29-15	12236

PANTHERS SEASON-BY SEASON



2015-16

GENERAL MANAGER: Dale Tallon

HEAD COACH: Gerard Gallant

CAPTAIN: Willie Mitchell

RECORD: 47-26-9 (103 Points)

STANDINGS: 1st in Atlantic Division, 3rd in Eastern Conference

ATLANTIC DIVISION CHAMPIONS

POS	No.	Player	TEAM	GP	G	A	PTS	+/-	PIM	PPG	SHG	S
RW	68	Jaromir Jagr	FLA	79	27	39	66	23	48	5	0	143
LW	36	Jussi Jokinen	FLA	81	18	42	60	25	42	5	1	153
C	11	Jonathan Huberdeau	FLA	76	20	39	59	17	43	4	1	174
C	16	Aleksander Barkov	FLA	66	28	31	59	18	8	9	1	171
C	21	Vincent Trocheck	FLA	76	25	28	53	15	44	4	1	174
RW	18	Reilly Smith	FLA	82	25	25	50	19	31	5	0	173
C	5	Aaron Ekblad	FLA	78	15	21	36	18	41	3	0	182
C	27	Nick Bjorkstrand	FLA	67	15	19	34	-8	41	6	0	171
D	51	Brian Campbell	FLA	82	6	25	31	31	26	0	1	99
C	73	Brandon Pirri	FLA	52	11	13	24	-4	30	3	0	111
D	7	Dmitry Kulikov	FLA	74	1	16	17	8	51	0	0	99
D	6	Alex Petrovich	FLA	66	2	15	17	17	90	0	0	53
C	17	Derek MacKenzie	FLA	64	6	7	13	7	36	0	0	79
LW	24	Jiri Hudler	FLA, CGY	19	6	5	11	0	10	2	0	29
RW	26	Teddy Purcell	FLA, EDM	15	3	8	11	-2	2	0	0	19
C	42	Quinton Howden	FLA	58	6	5	11	-1	18	0	0	54
D	44	Erik Gudbranson	FLA	64	2	7	9	3	49	0	0	73
C	33	Willie Mitchell	FLA	46	1	6	7	-2	18	0	0	33
RW	48	Logan Shaw	FLA	53	5	2	7	-7	13	1	0	72
C	53	Corban Knight	FLA	20	2	5	7	3	4	0	0	11
C	86	Connor Brickley	FLA	23	1	4	5	1	14	0	0	13
C	23	Rocco Grimaldi	FLA	20	3	2	5	-4	2	0	0	29
RW	22	Shawn Thornton	FLA	50	1	4	5	-2	80	0	0	58
C	63	Dave Bolland	FLA	25	1	4	5	-2	16	0	0	26
D	3	Steven Kampfer	FLA	47	0	4	4	5	26	0	0	54
D	46	Jakub Kindl	FLA, DET	19	0	2	2	10	4	0	0	26
C	41	Gregg McKegg	FLA	15	2	0	2	1	2	0	0	14
D	4	Dylan Olsen	FLA	8	0	1	1	-1	2	0	0	9
C	92	Kyle Rau	FLA	9	0	0	0	-1	2	0	0	15
D	56	Michael Matheson	FLA	3	0	1	1	2	0	0	0	4
D	37	Brent Regner	FLA	7	0	0	0	-2	4	0	0	7
LW	28	Garrett Wilson	FLA	29	0	0	0	-3	24	0	0	28
LW	45	John McFarland	FLA	3	0	0	0	-1	0	0	0	2

NOGOALTENDERS	GP	GS	MIN	GAA	W	L	OT	SO	SA	GA	SV%
G Roberto Luongo	62	60	3602	2.35	35	19	6	4	1801	141	.922
G Al Montoya	25	22	977	3.01	12	7	3	0	608	49	.919

*Indicates Rookie

#	DATE	TEAM	W-L-OT	RECORD	GF-GA	ATTEND.	#	DATE	TEAM	W-L-OT	RECORD	GF-GA	ATTEND.
1	10/10	PHI	W	01-00-00	7-1	19434*	42	01/10	@ EDM	W	26-12-04	2-1	6811
2	10/12	@ PHI	L	01-01-00	0-1	19769*	43	01/11	@ VAN	O*	26-12-05	2-3	18570
3	10/13	@ CAR	W	02-01-00	4-1	10901	44	01/11	@ CGY	L	26-13-05	0-6	18702
4	10/15	BUF	W	03-01-00	3-2	11616	45	01/17	@ TBL	L	26-14-05	1-3	19092*
5	10/17	DAL	L	03-02-00	2-4	12834	46	01/18	EDM	L	26-15-05	2-4	14897
6	10/20	@ PIT	O*	03-02-01	2-3	18471*	47	01/22	CHI	W	27-15-05	4-0	19343*
7	10/22	@ CHI	L	03-03-01	2-3	21591*	48	01/23	TBL	W	28-15-05	5-2	19626*
8	10/24	@ DAL	W	04-03-01	6-2	18532*	49	01/26	TOR	W	29-15-05	5-1	14585
9	10/27	COL	W	05-03-01	4-1	11694	50	02/02	@ WSH	W	30-15-05	5-2	18506*
10	10/30	BOS	L	05-04-01	1-3	27p	51	02/04	DET	W	31-15-05	6-3	16991
11	10/31	WSH	O*	05-04-02	1-2	11207	52	02/06	PIT	O*	31-15-06	2-3	20295*
12	11/04	@ ANA	O**	05-04-03	2-3	15169	53	02/08	@ DET	L	31-16-06	0-3	20027
13	11/05	@ SJS	L	05-05-03	2-5	15525	54	02/09	@ BUF	W	32-16-06	7-4	18521
14	11/07	@ LAK	L	05-06-03	1-4	18230*	55	02/12	STL	L	32-17-06	3-5	13904
15	11/10	CGY	W	06-06-03	4-3	11242	56	02/13	NSH	L	32-18-06	0-5	15591
16	11/12	BUF	L	06-07-03	2-3	11271	57	02/15	PIT	W**	33-18-06	2-1	15595
17	11/14	@ TBL	W**	07-07-03	5-4	19092*	58	02/18	SJS	O**	33-18-07	1-2	13019
18	11/16	TBL	W	08-07-03	1-0	12067	59	02/20	WPG	W	34-18-07	3-1	16210
19	11/19	ANA	L	08-08-03	1-3	10947	60	02/25	ARI	W	35-18-07	3-2	13134
20	11/21	NYR	O*	08-08-04	4-5	17866	61	02/27	@ CBJ	O**	35-18-08	3-4	15400
21	11/23	LAK	L	08-09-04	1-3	10997	62	02/28	@ MIN	L	35-19-08	1-3	19093*
22	11/27	NYI	W**	09-09-04	3-2	14598	63	03/01	@ WPG	W	36-19-08	3-2	15294*
23	11/29	@ DET	W**	10-09-04	2-1	20027	64	03/03	@ COL	L	36-20-08	2-3	16194
24	12/01	@ STL	W	11-09-04	3-1	15395	65	03/05	@ ARI	L	36-21-08	1-5	14825
25	12/03	@ NSH	W	12-09-04	2-1	15405	66	03/07	BOS	O*	36-21-09	4-5	19194
26	12/04	@ CBJ	W**	13-09-04	2-1	14062	67	03/10	OTT	W	37-21-09	6-2	15051
27	12/06	@ NJD	L	13-10-04	2-4	13643	68	03/12	PHI	W**	38-21-09	5-4	19404*
28	12/08	OTT	L	13-11-04	2-4	11571	69	03/14	@ NYI	L	38-22-09	2-3	14106
29	12/10	WSH	W	14-11-04	4-1	12810	70	03/15	@ MTL	W	39-22-09	4-1	21288*
30	12/12	@ BOS	L	14-12-04	1-3	17565*	71	03/17	@ TOR	W	40-22-09	4-1	18922*
31	12/15	@ NYI	W	15-12-04	5-1	13656	72	03/19	DET	L	40-23-09	3-5	20817*
32	12/17	@ NJD	W	16-12-04	5-1	12512	73	03/21	@ NYR	L	40-24-09	2-4	18004*
33	12/18	@ CAR	W	17-12-04	2-0	10511	74	03/24	@ BOS	W	41-24-09	4-1	17565*
34	12/20	VAN	W**	18-12-04	5-4	13459	75	03/26	@ TBL	W	42-24-09	5-2	19092*
35	12/22	OTT	W**	19-12-04	2-1	14538	76	03/29	TOR	L	42-25-09	2-5	16724
36	12/27	CBJ	W	20-12-04	3-2	16902	77	03/31	NJD	W	43-25-09	3-2	15803
37	12/29	MTL	W	21-12-04	3-1	19822*	78	04/02	MTL	W	44-25-09	4-3	17427
38	01/02	NYR	W	22-12-04	3-0	20289*	79	04/04	@ TOR	W	45-25-09	4-3	18846*
39	01/03	MIN	W	23-12-04	2-1	15426	80	04/05	@ MTL	W	46-25-09	4-1	21288*
40	01/05	@ BUF	W	24-12-04	5-1	18560	81	04/07	@ OTT	L	46-26-09	1-3	19165*
41	01/07	@ OTT	W	25-12-04	3-2	17150	82	04/09	CAR	W	47-26-09	5-2	18434

PANTHERS SEASON-BY SEASON



2016-17

GENERAL MANAGER: Tom Rowe

HEAD COACH: Gerard Gallant/Tom Rowe

CAPTAIN: Derek Kenzenie

RECORD: 35-36-11 (81 Points)

STANDINGS: 6th in Atlantic Division, 13th in Eastern Conference

POS	NO	PLAYER	TEAM	GP	G	A	P	+/-	PIM	PPG	SHG	GWG	S
C	21	Vincent Trocheck	FLA	82	23	31	54	-13	43	2	10	2	230
C	16	Aleksander Barkov	FLA	61	21	31	52	13	10	3	0	5	142
C	81	Jonathan Marchessault	FLA	75	30	21	51	-21	38	8	0	6	193
R	68	Jaromir Jagr	FLA	82	16	30	46	2	56	8	0	2	181
R	3	Keith Yandle	FLA	82	5	36	41	-6	39	2	0	0	178
R	18	Reilly Smith	FLA	80	15	22	37	-13	17	6	1	3	160
L	36	Jussi Jokinen	FLA	69	11	17	28	-15	39	4	1	2	118
L	55	Jason Demers	FLA	81	9	19	28	-14	53	0	0	2	98
L	11	Jonathan Huberdeau	FLA	31	10	16	26	-2	13	3	0	2	86
C	7	Colton Sceviour	FLA	80	9	15	24	-16	25	1	3	1	172
D	5	Aaron Ekblad	FLA	68	10	11	21	-23	58	4	1	2	225
L	26	Michael Matheson	FLA	81	7	17	17	-5	36	0	0	0	86
D	13	Mark Pysyk	FLA	82	4	13	17	0	10	0	0	0	179
C	17	Derek Kenzenie	FLA	82	6	10	16	-7	50	0	2	1	91
C	27	Nick Bjugstad	FLA	54	7	7	14	-19	22	1	0	1	91
D	6	Alex Petrovic	FLA	49	1	13	14	-1	79	0	0	0	55
C	62	Denis Malgin	FLA	47	6	4	10	-5	8	2	0	1	67
L	46	Thomas Vanek	FLA, DET	20	2	8	10	-7	6	0	0	0	34
C	48	Michael Sgarbossa	FLA, ANA	29	2	5	7	-3	9	1	0	0	44
C	90	Jared McCann	FLA	29	1	6	7	-1	4	0	0	0	26
C	41	Greg McKegg	FLA	31	3	3	6	-5	11	0	0	0	28
C	24	Seth Griffith	FLA, TOR	21	0	5	5	6	8	0	0	0	18
L	22	Shawn Thornton	FLA	50	2	2	4	-7	67	0	0	0	42
D	44	Jakub Kindl	FLA	39	0	4	4	-11	28	0	0	0	41
C	92	Kyle Rau	FLA	24	2	1	3	-3	4	0	0	0	21
R	38	Shane Harper	FLA	14	2	1	3	-1	18	0	0	0	13
R	15	Paul Thompson	FLA	21	0	3	3	-4	22	0	0	0	19
D	8	Dylan Mollrath	FLA, NYR	5	1	0	1	-2	10	0	0	0	3
D	12	Ian McCoshen	FLA	3	0	1	1	0	0	0	0	0	0
D	77	Steven Kampfer	FLA	1	0	0	0	-1	4	0	0	0	0
D	52	MacKenzie Weegar	FLA	3	0	0	0	0	4	0	0	0	3

NO	GOALTENDER	GP	GS	W	L	T	OT	SA	SVS	GA	SV%	GAA	
34	James Reimer		43	39	18	16	0	5	1222	1124	98	.920	2.53
1	Roberto Luongo		40	39	17	15	0	6	1217	1113	104	.915	2.68
20	Reto Berra		7	4	0	5	0	0	145	127	18	.876	3.45

*Indicates Rookie

#	DATE	TEAM	W-L-OT	RECORD	GF-GA	ATTEND.	#	DATE	TEAM	W-L-OT	RECORD	GF-GA	ATTEND.
1	10/13	NJD	W*	01-00-00	2-1	17128*	42	1/9	@ NJD	W	18-16-08	3-0	12834
2	10/15	DET	W	02-00-00	4-1	16868	43	1/11	@ NYI	W	19-16-08	2-1	13529
3	10/18	@ TBL	O**	02-00-01	3-4	19092*	44	1/13	NYI	L	19-17-08	2-5	14352
4	10/20	WSH	L	02-01-01	2-4	12440	45	1/14	CBJ	W	20-17-08	4-3	14795
5	10/22	COL	W	03-01-01	5-2	14326	46	1/17	@ CGY	L	20-18-08	2-5	18137
6	10/25	@ PIT	L	03-02-01	2-3	18434*	47	1/18	@ EDM	O*	20-18-09	3-4	18347
7	10/27	@ TOR	L	03-03-01	2-3	18979*	48	1/20	@ VAN	L	20-19-09	1-2	18865*
8	10/29	@ BUF	L	03-04-01	0-3	18261	49	1/23	@ ARI	O*	20-19-10	2-3	10042
9	10/30	@ DET	W	04-04-01	5-2	20027	50	1/26	TBL	W*	21-19-10	2-1	14248
10	11/1	BOS	L	04-05-01	1-2	13808	51	1/31	OTT	W	22-19-10	6-5	11933
11	11/3	NJD	W*	05-05-01	4-3	11597	52	2/3	ANA	W	23-19-10	2-1	14689
12	11/5	@ WSH	L	05-06-01	2-4	18506*	53	2/9	LAK	L	23-20-10	3-6	13451
13	11/7	TBL	W	06-06-01	3-1	11703	54	2/11	@ NSH	W	24-20-10	7-4	17113*
14	11/10	SJS	L	06-07-01	2-4	11703	55	2/15	@ SJS	W*	25-20-10	6-5	17562*
15	11/12	NYI	W*	07-07-01	3-2	15828	56	2/17	@ ANA	W	26-20-10	4-1	16339
16	11/15	@ MTL	W*	08-07-01	4-3	21288*	57	2/18	@ LAK	W	27-20-10	3-2	18230*
17	11/17	@ TOR	L	08-08-01	1-6	18931*	58	2/20	@ STL	W	28-20-10	2-1	19239*
18	11/19	@ OTT	W	09-08-01	4-1	14132	59	2/22	EDM	L	28-21-10	3-4	15300
19	11/20	@ NYR	W**	10-08-01	3-2	18006*	60	2/24	COY	L	28-22-10	2-4	14765
20	11/22	PHI	L	10-09-01	1-3	15515	61	2/26	OTT	L	28-23-10	1-2	14118
21	11/26	CBJ	W**	11-09-01	2-1	13573	62	2/28	CAR	W**	29-23-10	3-2	10839
22	11/27	@ CAR	L	11-10-01	2-3	8124	63	3/2/	@ PHI	O**	29-23-11	1-2	19650*
23	11/29	@ CHI	O**	11-10-02	1-2	21475*	64	3/4	DAL	L	29-24-11	1-2	15713
24	12/1	@ DET	W*	12-10-02	2-1	20027	65	3/7	NYR	L	29-25-11	2-5	16716
25	12/3	@ OTT	L	12-11-02	0-2	15149	66	3/10	MIN	L	29-26-11	4-7	16232
26	12/5	@ BOS	O*	12-11-03	3-4	17565*	67	3/11	@ TBL	L	29-27-11	2-3	19092*
27	12/6	@ PHI	O*	12-11-04	2-3	18999	68	3/14	TOR	W	30-27-11	7-2	17552*
28	12/8	PIT	L	12-12-04	1-5	14068	69	3/16	@ CBJ	L	30-28-11	1-2	14921
29	12/10	VAN	W	13-12-04	4-2	17585*	70	3/17	@ NYR	W**	31-28-11	4-3	18064*
30	12/13	@ MIN	L	13-13-04	1-5	18754*	71	3/19	@ PIT	L	31-29-11	0-4	18653*
31	12/15	@ WPG	O**	13-13-05	3-4	15294*	72	3/21	CAR	L	31-30-11	3-4	10793
32	12/16	@ COL	W	14-13-05	3-1	14679	73	3/23	ARI	W	32-30-11	3-1	11338
33	12/20	BUF	W**	15-13-05	4-3	14265	74	3/25	CHI	W	33-30-11	7-0	18625*
34	12/22	BOS	L	15-14-05	1-3	14462	75	3/27	@ BUF	L	33-31-11	2-4	18564
35	12/23	DET	O**	15-14-06	3-4	15374	76	3/28	@ TOR	L	33-32-11	2-3	19278*
36	12/28	TOR	O**	15-14-07	2-3	16965	77	3/30	@ MTL	L	33-33-11	2-6	21288*
37	12/29	MTL	O*	15-14-08	2-3	17489*	78	4/1	@ BOS	L	33-34-11	2-5	17565*
38	12/31	@ DAL	W	16-14-08	3-1	18532*	79	4/3	MTL	L	33-35-11	1-4	15222
39	1/4	WPG	L	16-15-08	1-4	13607	80	4/6	STL	L	33-36-11	3-6	13194
40	1/6	NSH	W	17-15-08	2-1	14003	81	4/8	BUF	W	34-36-11	3-0	17235*
41	1/7	BOS	L	17-16-08	0-4	16630	82	4/9	@ WSH	W	35-36-11	2-0	18506*

PANTHERS SEASON-BY SEASON



2017-18

GENERAL MANAGER: Dale Tallon

CAPTAIN: Derek MacKenzie

STANDINGS: 4th in Atlantic Division, 9th in Eastern Conference

HEAD COACH: Bob Boughner

RECORD: 44-30-8 (96 Points)

POS	No.	Player	TEAM	GP	G	A	P	+/-	PIM	PP	SH	GW	S
C	16	Aleksander Barkov	FLA	79	27	51	78	9	14	5	5	3	256
C	21	Vincent Trocheck	FLA	82	31	44	75	-9	54	13	3	5	287
L	11	Jonathan Huberdeau	FLA	82	27	42	69	-2	32	7	0	4	204
R	63	Evgenii Danovov	FLA	74	28	37	65	10	8	6	0	6	188
D	3	Keith Yandle	FLA	82	8	48	56	7	35	1	0	1	179
C	27	Nick Bjugstad	FLA	82	19	30	49	5	41	1	0	1	230
D	5	Aaron Ekblad	FLA	82	16	22	38	9	71	5	0	4	189
L	88	Jamie McGinn	FLA	76	13	16	29	-5	33	4	0	0	116
C	90	Jared McCann	FLA	68	9	19	28	11	30	1	0	4	143
D	19	Mike Matheson	FLA	81	10	17	27	-1	61	1	0	2	167
C	7	Colton Sceviour	FLA	76	11	13	24	6	24	0	1	2	141
C	62	Denis Malgin	FLA	51	11	22	4	6	1	0	1	2	79
D	13	Mark Pysyk	FLA	82	3	13	16	-8	20	0	0	0	106
R	71	Radim Vrbata	FLA	42	5	9	14	-7	16	2	0	0	88
C	17	Derek MacKenzie	FLA	75	3	11	14	-9	31	0	1	0	86
D	6	Alexander Petrovic	FLA	67	2	11	13	-2	98	0	0	1	60
L	23	Connor Brickley	FLA	44	4	8	12	-6	19	0	0	2	62
L	18	Michael Haley	FLA	75	3	6	9	-13	212	0	0	1	55
C	72	Frank Vatrano	FLA BOS	16	5	3	8	6	12	0	0	0	30
D	52	MacKenzie Weegar	FLA	60	2	6	8	5	32	0	0	0	58
C	78	Maxim Mamin	FLA	26	3	1	4	2	7	0	0	1	28
D	12	Ian McCoshen	FLA	38	3	1	4	-10	25	0	0	1	26
C	95	Henrik Borgstrom	FLA	4	1	0	1	-1	0	0	0	0	6
R	74	Owen Tippett	FLA	7	1	0	1	-6	0	0	0	0	17
L	25	Henrik Haapala	FLA	5	0	1	1	0	0	0	0	0	3
L	73	Dryden Hunt	FLA	11	0	1	1	-5	2	0	0	0	12
C	14	Curtis Valk	FLA	1	0	0	0	0	0	0	0	0	0
C	50	Chase Bailis	FLA	8	0	0	0	-2	0	0	0	0	6

NO.	GOALTENDER TEAM	GP	GS	W	L	OT	SA	SVS	GA	SV%	GAA
34	James Reimer	FLA	44	22	14	6	1373	1253	120	0.913	2.99
1	Roberto Luongo	FLA	35	18	11	2	1143	1062	81	0.929	2.47
29	Harri Sateri	FLA	9	4	4	0	271	247	24	0.911	2.92
31	Antti Niemi	FLA, PIT	2	0	1	0	39	34	5	0.872	5.08

*Indicates Rookie

#	DATE	TEAM	W-L-OT	RECORD	GF-GA	ATTEND.	#	DATE	TEAM	W-L-OT	RECORD	GF-GA	ATTEND.
1	10/06	@ TBL	L	00-01-00	3-5	19092+	42	01/09	@ STL	W	18-18-06	7-4	18783
2	10/07	TBL	W	01-01-00	5-4	16871	43	01/12	@ CGY	L	18-19-06	2-4	14519
3	10/12	STL	W	02-01-00	5-2	10846	44	01/19	VGK	W*	19-19-06	4-3	17468+
4	10/14	@ PIT	L	02-02-00	3-4	18582+	45	01/20	@ NSH	L	19-20-06	4-4	17441+
5	10/17	@ PHI	L	02-03-00	1-5	19145	46	01/23	@ DAL	L	19-21-06	1-6	17987
6	10/20	PIT	L	02-04-00	3-4	17556	47	01/25	WSH	L	19-22-06	2-4	14033
7	10/21	@ WSH	W	03-04-00	4-1	18506+	48	01/30	@ NYI	W	20-22-06	4-1	10423
8	10/24	@ MTL	L	03-05-00	1-5	21302+	49	02/01	@ BUF	W	21-22-06	4-2	16707
9	10/26	ANA	W	04-05-00	8-3	10545	50	02/03	DET	W	22-22-06	3-2	17987+
10	10/28	DET	O**	04-05-01	2-3	13085	51	02/06	VAN	W	23-22-06	3-1	10758
11	10/30	TBL	L	04-06-01	5-8	9493	52	02/09	LAK	L	23-23-06	1-3	14099
12	11/02	CBJ	L	04-07-01	3-7	9311	53	02/12	@ EDM	W	24-23-06	4-5	18347
13	11/04	NYR	O**	04-07-02	4-5	15036	54	02/14	@ VAN	W	25-23-06	4-3	17412
14	11/07	@ CAR	L	04-08-02	1-3	8828	55	02/17	@ CGY	W	26-23-06	6-3	19289+
15	11/10	@ BUF	W	05-08-02	4-1	17812	56	02/18	@ WPG	L	26-24-06	2-7	15321+
16	11/11	@ NJD	L	05-09-02	1-2	16514+	57	02/20	@ TOR	L	26-25-06	0-1	18961+
17	11/14	DAL	W**	06-09-02	4-3	10928	58	02/22	WSH	W	27-25-06	3-2	15312
18	11/16	@ SJS	W	07-09-02	2-0	16411	59	02/24	PIT	W	28-25-06	6-5	17581+
19	11/18	@ LAK	L	07-10-02	0-4	18230	60	02/27	TOR	W*	29-25-06	3-2	14265
20	11/19	@ ANA	L	07-11-02	2-3	17174+	61	03/01	NJD	W	30-25-06	3-2	10846
21	11/22	TOR	W**	08-11-02	2-1	15256	62	03/02	BUF	W	31-25-06	4-1	12759
22	11/25	CHI	L	08-12-02	1-4	14302	63	03/04	PHI	W	32-25-06	4-1	14428
23	11/27	@ NJD	W	09-12-02	3-2	13184	64	03/06	@ TBL	O*	32-25-07	4-5	19092+
24	11/28	@ NYR	W	10-12-02	5-4	17376+	65	03/08	MTL	W	33-25-07	5-0	14901
25	12/01	@ SJS	W	10-13-02	1-2	12323	66	03/10	NYR	W**	34-25-07	4-3	16712
26	12/02	@ CAR	O*	10-13-03	2-3	14246	67	03/12	OTT	W	34-26-07	3-5	11585
27	12/04	NYI	O**	10-13-04	4-5	11210	68	03/15	BOS	W	35-26-07	3-0	16067
28	12/07	WPG	W	11-13-04	6-4	10768	69	03/17	EDM	L	35-27-07	2-4	14192
29	12/09	COL	L	11-14-04	3-7	13821	70	03/19	@ MTL	W	36-27-07	2-0	21302+
30	12/11	@ DET	W	12-14-04	2-1	19515+	71	03/20	@ OTT	W	37-27-07	7-2	14434
31	12/12	@ CHI	O**	12-14-05	2-3	21795+	72	03/22	@ CBJ	L	37-28-07	0-4	16919
32	12/14	@ COL	L	12-15-05	1-2	13096	73	03/24	ARI	W	38-28-07	4-2	14905
33	12/17	@ VGK	L	12-16-05	2-5	17593+	74	03/26	@ NYI	W	39-28-07	3-0	10951
34	12/19	@ ARI	W	13-16-05	3-2	10203	75	03/28	@ TOR	L	39-29-07	3-4	18893+
35	12/22	MIN	W	14-16-05	4-2	13259	76	03/29	@ OTT	O*	39-29-08	2-3	15095
36	12/23	OTT	W	15-16-05	1-0	13694	77	03/31	@ BOS	L	39-30-08	1-5	17565+
37	12/28	PHI	W	16-16-05	2-2	17083+	78	04/02	CAR	W	40-30-08	3-2	10619
38	12/30	MTL	W	17-16-05	2-0	18013+	79	04/03	NSH	W	41-30-08	2-1	12147
39	01/02	@ MIN	L	17-17-05	1-5	19029+	80	04/05	BOS	W	42-30-08	3-2	14860
40	01/05	@ DET	L	17-18-05	2-4	19515+	81	04/07	BUF	W	43-30-08	4-3	16254
41	01/07	@ CBJ	O**	17-18-06	2-3	16535	82	04/08	@ BOS	W	44-30-08	4-2	17565+

PANTHERS SEASON-BY SEASON



2018-19

GENERAL MANAGER: Dale Tallon
CAPTAIN: Aleksander Barkov
STANDINGS: 5th in Atlantic Division, 14th in Eastern Conference

HEAD COACH: Bob Boughner
RECORD: 36-32-14 (86 Points)

Pos	No.	Player	TEAM	GP	G	A	P	+/-	PIM	PPG	SHG	GWG	S
C	11	Aleksander Barkov	FLA	82	35	61	96	-3	8	15	0	5	206
L	68	Jonathan Huberdeau	FLA	82	30	62	92	-14	40	11	0	5	226
R	63	Mike Hoffman	FLA	82	36	34	70	-24	30	17	0	6	253
D	3	Evgenii Dadonov	FLA	82	28	42	70	-6	8	8	0	4	195
D	3	Keith Yandle	FLA	82	9	53	62	-17	50	7	0	2	199
C	72	Frank Vatrano	FLA	81	24	15	39	-10	38	2	0	1	208
D	5	Aaron Ekblad	FLA	82	13	24	37	1	47	5	1	1	180
C	21	Vincent Trocheck	FLA	55	10	24	34	-9	54	3	1	1	158
D	19	Mike Matheson	FLA	75	8	19	27	-24	44	0	0	2	129
R	22	Troy Brouwer	FLA	75	12	9	21	-6	47	0	1	1	86
C	90	Jared McCann	FLA	46	8	10	18	-9	18	1	1	1	78
C	95	Henrik Borgstrom	FLA	50	8	10	18	-14	4	3	0	0	54
C	62	Denis Malgin	FLA	50	7	9	16	-10	14	0	0	0	66
C	7	Colton Sceviour	FLA	59	5	10	15	-2	15	0	0	0	116
D	52	MacKenzie Weegar	FLA	64	4	11	15	-3	64	0	0	2	79
C	8	Jayce Hawryluk	FLA	42	7	5	12	-8	16	0	0	0	35
C	27	Nick Bjostad	FLA	32	5	7	12	-2	16	1	0	1	60
D	13	Mark Pysyk	FLA	70	1	10	11	-1	26	0	0	0	64
L	73	Dryden Hunt	FLA	31	3	7	10	-2	4	0	0	0	53
C	15	Riley Sheahan	FLA, PIT	33	2	8	10	-4	4	0	0	0	50
D	55	Bogdan Kiselevich	FLA	32	0	8	8	-3	12	0	0	0	14
L	88	Jamie McGinn	FLA	19	4	3	7	-5	6	1	0	1	23
R	91	Juho Lammikko	FLA	40	0	6	6	-7	6	0	0	0	39
C	25	Derrick Brassard	FLA, PIT	10	1	3	4	-6	2	0	0	0	16
D	18	Michael Haley	FLA	19	24	1	2	-2	30	0	0	0	0
D	12	Ian McCoshen	FLA	19	1	2	2	-2	8	0	0	0	15
D	2	Josh Brown	FLA	37	1	1	2	-3	28	0	0	0	28
D	23	Jacob MacDonald	FLA	2	1	0	1	1	0	0	0	0	1
D	6	Alexander Petrovic	FLA	26	0	1	1	-8	24	0	0	0	40
C	17	Derek MacKenzie	FLA	1	0	0	0	0	0	0	0	0	0
D	6	Chris Wideman	FLA, EDM	1	0	0	0	-1	2	0	0	0	2
D	70	Riley Stillman	FLA	1	0	0	0	0	2	0	0	0	1
D	25	Brady Keeper	FLA	1	0	0	0	1	0	0	0	0	1
R	76	Anthony Greco	FLA	1	0	0	0	-3	0	0	0	0	2
C	78	Maxim Mamin	FLA	7	0	0	0	-2	5	0	0	0	8

20

NO.	GOALTENDER	GP	GS	W	L	OT	GAA	SV%	SA	SV	GA	SO
1	Roberto Luongo	43	40	18	16	5	3.12	.899	1205	1083	122	1
34	James Reimer	36	29	13	12	5	3.09	.900	929	836	93	0
33	Sam Montembeault	11	10	4	3	2	3.05	.894	282	252	30	0

*Indicates Rookie

#	DATE	TEAM	W-L-OT	RECORD	GF-GA	ATTEND.	#	DATE	TEAM	W-L-OT	RECORD	GF-GA	ATTEND.
1	10/06	@ TBL	O**	00-00-01	1-2	19092*	42	01/10	@ EDM	O**	17-17-08	3-4	18347*
2	10/11	CBJ	L	00-01-01	4-5	14394	43	01/11	@ CGY	L	17-18-08	3-4	18579
3	10/13	VAN	L	00-02-01	2-3	11953	44	01/13	@ VAN	L	17-19-08	1-5	18610
4	10/16	@ PHI	O**	00-02-02	5-6	19038	45	01/15	@ MTL	L	17-20-08	1-5	20576
5	10/19	@ WSH	W**	01-02-02	6-5	18506*	46	01/18	TOR	W	18-20-08	3-1	16741
6	10/20	DET	O*	01-02-03	3-4	14534	47	01/19	@ NSH	W	19-20-08	4-2	17716*
7	10/23	@ NYR	L	01-03-03	2-5	17016	48	01/21	SJS	W	20-20-08	6-2	14014
8	10/24	@ NYI	W*	02-03-03	3-2	9743	49	02/01	NSH	L	20-21-08	1-4	13158
9	10/27	@ NJD	L	02-04-03	2-3	15927	50	02/02	VGK	W	21-21-08	3-1	15202
10	11/01	WPG	L	02-05-03	2-4	13490*	51	02/05	STL	L	21-22-08	2-3	10243
11	11/02	@ WPG	W	03-05-03	4-2	13490*	52	02/07	PIT	W*	22-22-08	3-2	14712
12	11/08	EDM	W	04-05-03	4-1	11484	53	02/09	@ WSH	W*	23-22-08	5-4	18506*
13	11/10	NYI	L	04-06-03	4-2	11947	54	02/10	TBL	L	23-23-08	3-4	13666
14	11/11	OTT	W	06-05-03	5-1	11192	55	02/12	DAL	L	23-24-08	0-3	9472
15	11/13	@ PHI	W	07-05-03	2-1	19147	56	02/14	CGY	W**	24-24-08	3-2	10198
16	11/15	@ CBJ	L	07-06-03	3-7	14872	57	02/17	MTL	W	25-24-08	6-3	16212
17	11/17	@ NYR	L	07-07-03	2-4	18006*	58	02/19	BUF	W	26-24-08	4-2	10340
18	11/19	@ OTT	W	08-07-03	7-5	11570	59	02/21	CAR	L	26-25-08	3-4	10750
19	11/21	@ TBL	L	08-08-03	3-7	19092*	60	02/23	LAK	W	27-25-08	6-1	14290
20	11/23	@ CAR	L	08-09-03	1-4	13226	61	02/25	@ COL	W*	28-25-08	4-3	14338
21	11/24	CHI	O*	08-09-04	4-5	14283	62	02/26	@ ARI	O**	28-25-09	3-4	11912
22	11/26	NJD	W*	09-09-04	4-3	9456	63	02/28	@ VGK	O**	28-25-10	5-6	18281*
23	11/28	ANA	L	09-10-04	2-3	9078	64	03/02	CAR	O*	28-25-11	3-4	13923
24	11/30	BUF	W*	10-10-04	3-2	12179	65	03/03	OTT	L	28-26-11	2-3	11752
25	12/01	TBL	O**	10-10-05	4-5	12363	66	03/05	@ PIT	O*	29-26-12	2-3	18464*
26	12/04	BOS	W	11-10-05	5-0	12058	67	03/07	@ BOS	L	28-27-12	3-4	17565*
27	12/06	COL	L	11-11-05	2-5	10077	68	03/08	MIN	W	29-27-12	6-2	12388
28	12/08	NYR	O**	11-11-06	4-5	15295	69	03/10	DET	W	30-27-12	6-1	15238
29	12/11	@ STL	L	11-12-06	3-4	16255	70	03/14	@ SJS	W	31-27-12	4-2	17388
30	12/13	@ MIN	L	11-13-06	1-5	18714*	71	03/16	@ LAK	W	32-27-12	4-3	18022
31	12/15	TOR	W*	12-13-06	4-3	14177	72	03/17	@ ANA	L	32-28-12	2-3	16523
32	12/18	@ BUF	W	13-13-06	5-2	17602	73	03/19	@ DAL	L	32-29-12	2-4	17654
33	12/20	@ TOR	L	13-14-06	1-6	19329*	74	03/21	ARI	W	33-29-12	4-2	12576
34	12/22	@ DET	W	14-14-06	2-1	19515*	75	03/23	BOS	L	33-30-12	3-7	17129*
35	12/23	@ CHI	W	15-14-06	6-3	21789*	76	03/25	@ TOR	L	33-31-12	5-7	19125*
36	12/28	MTL	L	15-15-06	3-5	19512*	77	03/26	@ MTL	L	33-32-12	1-6	21029*
37	12/29	PHI	W	16-15-06	2-1	15717	78	03/28	@ OTT	W	34-32-12	5-2	14230
38	12/31	@ DET	W**	17-15-06	4-3	19515*	79	03/30	@ BOS	W	35-32-12	4-1	17565*
39	01/03	@ BUF	L	17-16-06	3-4	18551	80	04/01	WSH	W	36-32-12	5-3	14376
40	01/05	CBJ	O*	17-16-07	3-4	15213	81	04/04	NYI	O**	36-32-13	1-2	13775
41	01/08	@ PIT	L	17-17-07	1-5	18526*	82	04/06	NJD	O*	36-32-14	3-4	15259

PANTHERS SEASON-BY SEASON



2019-20

GENERAL MANAGER: Dale Tallon
CAPTAIN: Aleksander Barkov
HEAD COACH: Joel Quenneville
RECORD: 36-32-14 (86 Points)
STANDINGS: 4th in Atlantic Division, 10th in Eastern Conference

NO.	POS.	PLAYER	TEAM	GP	G	A	P	+/-	PIM	PPG	SHG	GWG	S
11	L	Jonathan Huberdeau	FLA	69	23	55	78	5	30	5	0	3	152
16	C	Aleksander Barkov	FLA	66	20	42	62	2	18	7	0	2	172
68	L	Mike Hoffman	FLA	69	29	30	59	-5	28	11	0	3	214
63	R	Evgenii Dadonov	FLA	69	25	22	47	-7	10	11	0	2	167
3	D	Keith Yandle	FLA	69	5	40	45	0	20	2	0	0	129
5	D	Aaron Ekblad	FLA	67	5	36	41	12	26	0	0	1	147
21	C	Vincent Trocheck	FLA CAR	55	10	26	36	-3	33	0	1	1	129
77	C	Frank Vatrano	FLA	69	16	18	34	-8	30	2	2	4	162
10	R	Brett Connolly	FLA	69	19	14	33	-3	26	4	0	3	117
55	C	Noel Acciari	FLA	66	20	7	27	2	21	0	1	5	108
19	D	Mike Matheson	FLA	59	8	12	20	-1	14	1	0	1	104
6	D	Anton Stralman	FLA	69	5	14	19	-6	14	0	0	3	89
13	D	Mark Pysyk	FLA	58	9	9	18	4	20	0	0	1	64
52	D	MacKenzie Weegar	FLA	45	7	11	18	6	33	0	0	1	77
7	C	Colton Sceviour	FLA	69	6	10	16	2	6	0	0	0	114
9	C	Brian Boyle	FLA	39	6	9	15	-5	17	1	0	1	56
62	C	Denis Malgin	FLA,TOR	36	4	8	12	-6	12	1	0	0	47
14	C	Dominic Toninato	FLA	46	4	7	11	4	37	0	0	0	38
2	D	Josh Brown	FLA	56	3	5	8	1	39	0	0	0	48
61	D	Riley Stillman	FLA	34	0	5	5	-3	14	0	0	0	39
28	C	Aleksi Saarela	FLA	9	2	2	4	2	0	0	0	0	15
73	L	Dryden Hunt	FLA	21	0	4	4	0	24	0	0	0	33
8	C	Jayce Hawryluk	FLA,OTT	15	1	2	3	-1	8	0	0	0	10
71	C	Lucas Wallmark	CAR,FLA	7	1	1	2	0	0	0	0	0	5
56	L	Erik Haula	CAR,FLA	7	0	2	2	0	0	0	0	0	14
95	C	Henrik Borgstrom	FLA	4	0	0	0	-2	2	0	0	0	3
No.	GOALTENDER	GP	GS	W	L	OT	GAA	Sv%	SA	Svs	GA		
72	Sergei Bobrovsky	50	49	23	19	6	3.23	.900	1,505	1,354	151		
60	Chris Driedger	12	11	7	2	1	2.05	.938	354	332	22		
33	Sam Montembeault	14	9	5	5	1	3.34	.890	356	317	39		

*Indicates Rookie

#	DATE	TEAM	W-L-OT	RECORD	GF-GA	ATTEND.	#	DATE	TEAM	W-L-OT	RECORD	GF-GA	ATTEND.
1	10/03/2019	@ TBL	L	00-01-00	2-5	19092	42	01/05/2020	@ PIT	W	22-15-05	4-1	18564
2	10/05/2019	TBL	W	01-01-00	4-3	**17424	43	01/07/2020	ARI	L	22-16-05	2-5	12120
3	10/08/2019	CAR	L	01-02-00	3-6	11638	44	01/09/2020	VAN	W	23-16-05	5-2	12648
5	10/12/2019	@ BUF	O**	01-02-01	2-3	15638	45	01/12/2020	TOR	W	24-16-05	8-4	15535
5	10/12/2019	@ NYI	O**	01-02-02	2-3	11421	46	01/16/2020	LAK	W	25-16-05	4-3	12575
6	10/14/2019	@ NJD	W	02-02-02	6-4	13208	47	01/18/2020	@ DET	W	26-16-05	4-1	19231
7	10/18/2019	COL	O*	02-02-03	4-5	13382	48	01/20/2020	@ MIN	W	27-16-05	5-4	17255
8	10/19/2019	@ NSH	W**	03-02-03	3-2	17534	49	01/21/2020	@ CHI	W	28-16-05	4-3	21559
9	10/22/2019	PIT	W	04-02-03	4-2	12738	50	02/01/2020	@ MTL	L	28-17-05	0-4	21302
10	10/24/2019	@ CGY	O**	04-02-04	5-6	18011	51	02/03/2020	@ TOR	W	29-17-05	5-3	19156
11	10/27/2019	@ EDM	W	05-02-04	6-2	17278	52	02/04/2020	@ CBJ	O*	29-17-06	0-1	17811
12	10/28/2019	@ VAN	L	05-03-04	2-7	17864	53	02/06/2020	VGK	L	29-18-06	2-7	15057
13	10/30/2019	@ COL	W*	06-03-04	4-3	16022	54	02/08/2020	PIT	L	29-19-06	2-3	**17773
14	11/02/2019	DET	W	07-03-04	4-0	14411	55	02/10/2020	@ PHI	L	29-20-06	1-4	17867
15	11/07/2019	WSH	O*	07-03-05	4-5	14085	56	02/11/2020	@ NJD	W	30-20-06	5-3	12732
16	11/09/2019	@ NYI	L	07-04-05	1-2	13100	57	02/13/2020	PHI	L	30-21-06	2-6	15556
17	11/10/2019	@ NYR	W**	08-04-05	6-5	17464	58	02/15/2020	EDM	L	30-22-06	1-4	15069
18	11/12/2019	@ BOS	W**	09-04-05	5-4	17850	59	02/17/2020	@ SJS	W	31-22-06	5-3	16510
19	11/14/2019	WPG	L	09-05-05	3-4	12190	60	02/19/2020	@ ANA	W	32-22-06	4-1	15716
20	11/16/2019	NYR	W	10-05-05	4-3	16512	61	02/20/2020	@ LAK	L	32-23-06	4-5	16911
21	11/19/2019	PHI	W	11-05-05	5-2	11515	62	02/22/2020	@ VGK	L	32-24-06	3-5	18480
22	11/21/2019	ANA	W*	12-05-05	5-4	11316	63	02/25/2020	@ ARI	W	33-24-06	2-1	12391
23	11/23/2019	@ CAR	L	12-06-05	2-4	18159	64	02/27/2020	TOR	L	33-25-06	3-5	16322
24	11/24/2019	BUF	L	12-07-05	2-5	14443	65	02/29/2020	CHI	O**	33-25-07	2-3	16055
25	11/27/2019	@ WSH	L	12-08-05	3-4	18573	66	03/01/2020	CGY	L	33-26-07	0-3	14104
26	11/30/2019	NSH	W	13-08-05	3-0	14285	67	03/05/2020	BOS	O*	33-26-08	1-2	15577
27	12/03/2019	MIN	L	13-09-05	2-4	10167	68	03/07/2020	MTL	W	34-26-08	4-1	**17873
28	12/07/2019	CBJ	W	14-09-05	4-1	11640	69	03/09/2020	@ STL	PAUSE	35-26-08	2-1	18096
29	12/08/2019	SJS	W	15-09-05	5-1	11340	70	03/12/2020	@ DAL	PAUSE			
30	12/10/2019	TBL	L	15-10-05	1-2	10685	71	03/14/2020	NJD	PAUSE			
31	12/12/2019	NYI	L	15-11-05	1-3	12609	72	03/16/2020	@ DET	PAUSE			
32	12/14/2019	BOS	L	15-12-05	2-4	15157	73	03/17/2020	@ WPG	PAUSE			
33	12/16/2019	OTT	W	16-12-05	6-1	10448	74	03/19/2020	BUF	PAUSE			
34	12/20/2019	DAL	W	17-12-05	7-4	14040	75	03/21/2020	STL	PAUSE			
35	12/21/2019	@ CAR	W	18-12-05	4-2	18224	76	03/23/2020	@ TOR	PAUSE			
36	12/23/2019	@ TBL	L	18-13-05	1-6	19092	77	03/24/2020	@ OTT	PAUSE			
37	12/28/2019	DET	W	19-13-05	5-4	**17731	78	03/26/2020	@ MTL	PAUSE			
38	12/29/2019	MTL	W	20-13-05	6-5	**19651	79	03/28/2020	@ BOS	PAUSE			
39	12/31/2019	@ CBJ	L	20-14-05	1-4	18977	80	03/30/2020	NYR	PAUSE			
40	01/02/2020	@ OTT	W	21-14-05	6-3	10991	81	04/02/2020	OTT	PAUSE			
41	01/04/2020	@ BUF	L	21-15-05	2-3	17731	82	04/04/2020	WSH	PAUSE			

NHL Season Paused due to COVID-19 Pandemic

PANTHERS SEASON-BY SEASON



2020-21

GENERAL MANAGER: Bill Zito
CAPTAIN: Aleksander Barkov
STANDINGS: 2nd in Central Division

HEAD COACH: Joel Quenneville
RECORD: 37-14-5 (79 Points)

NO.	POS.	Player	GP	G	A	P	+/-	PIM	PPG	SHG	GWG	S
11	L	Jonathan Huberdeau	55	20	41	61	12	36	5	0	1	122
16	C	Aleksander Barkov	50	26	32	58	12	14	7	1	6	176
23	C	Carter Verhaeghe	43	18	18	36	24	31	1	1	3	107
52	D	MacKenzie Weegar	54	6	30	36	29	45	0	0	1	101
70	R	Patric Hornqvist	44	14	18	32	-3	39	8	0	2	145
91	L	Anthony Duclair	43	10	22	32	-27	18	1	0	1	104
21	C	Alex Wennberg	56	17	22	29	6	8	3	1	2	82
3	D	Keith Yandle	56	3	24	27	-8	38	1	0	1	113
77	C	Frank Vatrano	56	18	8	26	8	26	2	0	7	158
5	D	Aaron Ekblad	35	11	11	22	5	33	6	0	3	101
74	R	Owen Tippett*	45	7	11	18	-5	6	2	0	2	86
42	D	Gustav Forsling	43	5	12	17	17	8	1	0	0	94
9	C	Sam Bennett	10	6	9	15	12	33	1	0	3	39
55	C	Noel Acciari	41	4	7	11	0	9	1	0	1	68
7	D	Radko Gudas	54	2	9	11	6	40	0	0	1	84
19	L	Mason Marchment*	33	2	8	10	4	18	0	0	0	50
65	D	Markus Nutivaara	30	0	10	10	1	12	0	0	0	45
6	D	Anton Stralman	38	3	6	9	-1	8	0	0	0	38
27	C	Eetu Luostarinen	44	3	5	8	-11	12	0	0	1	34
83	C	Juho Lammikko	44	4	1	5	-8	10	0	1	0	43
97	L	Nikita Gusev	11	2	3	5	0	2	0	0	0	27
10	R	Brett Connolly	2	2	2	4	4	2	0	0	0	16
62	D	Brandon Montour	12	2	2	4	8	16	0	0	0	22
94	L	Ryan Lomberg	34	2	2	4	-2	67	0	0	0	47
14	L	Grigori Denisenko*	7	0	4	4	1	2	0	0	0	6
20	C	Alexei Heponiemi*	9	1	1	2	1	2	0	0	1	15
44	D	Kevin Connauton	7	0	1	1	4	7	0	0	0	5
13	C	Vinnie Hinostroza	9	0	0	0	-2	0	0	0	0	6
71	C	Lucas Wallmark	4	0	0	0	-2	0	0	0	0	1
58	D	Noah Juulsen	4	0	0	0	-3	0	0	0	0	5
61	D	Riley Stillman	8	0	0	0	2	14	0	0	0	8
25	D	Brady Keeper*	1	0	0	0	0	0	0	0	0	0
8	D	Matt Kierstedt*	7	0	0	0	-4	2	0	0	0	6

No.	GOALTENDER	GP	GS	W	L	OT	GAA	Sv%	SA	Svs	GA
72	Sergei Bobrovsky	31	30	19	8	2	2.91	0.906	935	847	88
60	Chris Driedger	23	23	14	6	3	2.07	0.927	640	593	47
30	Spencer Knight*	4	3	4	0	0	2.32	0.919	99	91	8

*Indicates Rookie

#	DATE	TEAM	W-L-OT	RECORD	GF-GA	W GOAL	PP	PK	SF-SA	W-L GLTR.	ATTEND
1	01/17/2021	CHI	W*	01-00-00	5-4	5, 3, 27, 11p	77	1-4	0-3	36-30	50,760
2	01/19/2021	CHI	W*	02-00-00	5-4	23, 70p, 23, 70p, 77	77	0-3	0-3	36-30	50,760
3	01/26/2021	CHI	W*	03-00-00	4-3	23, 16, 70	77	0-3	0-3	36-30	50,760
4	01/27/2021	CHI	W*	04-00-00	4-3	23, 16, 70	77	0-3	0-3	36-30	50,760
5	01/30/2021	CHI	W*	05-00-01	3-2	166, 3p, 20	20	2-3	4-4	26, 27	72, 72
6	01/31/2021	CHI	W*	06-00-01	3-2	206, 5p, 23	23	2-3	3-3	30-34	60, 29
7	02/04/2021	CHI	W*	07-00-02	2-1	111, 5p, 16p, 11	9	1-3	1-3	30-34	60, 29
8	02/05/2021	NSH	W	08-00-02	2-1	16, 23	23	0-2	1-1	36, 25	60, 35
9	02/07/2021	DET	W	09-01-02	1-4	21	48	0-1	0-0	37, 39	29, 60
10	02/09/2021	DET	W	10-01-02	6-4	21, 70p	70	1-3	1-3	36, 32	72, 72
11	02/11/2021	TBL	W	11-01-02	5-2	72, 21p, 23, 10	5	1-3	2-2	29, 21	72, 88
12	02/13/2021	TBL	W	12-02-02	1-5	77, 42p, 116, 6	7	0-4	2-3	34, 28	88, 72
13	02/15/2021	TBL	W	13-02-02	6-4	11, 21, 83, 11	16	1-4	2-3	34, 28	88, 72
14	02/17/2021	CHI	W*	14-02-02	4-3	116, 21, 83, 11	11	1-4	2-3	37, 35	60, 39
15	02/19/2021	CHI	W	15-02-02	7-2	83, 52, 70, 16, 5, 70p, 91	70	1-2	4-4	39, 32	60, 39
16	02/20/2021	DET	W	16-02-02	1-2	216	86	1-2	4-4	39, 32	60, 39
17	02/22/2021	DAL	W	17-02-02	3-1	5, 3, 16	3	0-3	1-1	52, 25	60, 35
18	02/24/2021	DAL	W	18-02-02	0-3	16, 6, 77	3	0-3	4-4	43, 36	35, 60
19	02/25/2021	DAL	W	19-02-02	7-2	77, 77	77	0-1	1-3	36, 30	50, 76
20	02/27/2021	CHI	W*	20-03-03	3-4	116, 77, 70	88	1-4	1-3	31, 33	47, 72
21	03/01/2021	CHI	W*	21-03-04	2-2	77, 77, 115p, 5p	88	0-3	2-3	46, 31	39, 60
22	03/04/2021	CHI	W*	22-03-04	6-2	5, 11, 55, 55, 77, 55p	55	1-4	1-2	32, 30	72, 35
23	03/06/2021	CHI	W*	23-03-04	2-2	83, 70p, 74p, 23	74	0-5	4-5	43, 36	47, 60
24	03/07/2021	CHI	W*	24-03-04	2-4	52, 19	77	0-5	4-5	43, 36	47, 60
25	03/09/2021	CHI	W*	25-03-04	5-4	70, 94, 74p, 6p, 77	77	1-3	3-2	32, 32	72, 90
26	03/11/2021	CHI	W*	26-03-04	4-2	16, 23, 77, 16	77	0-2	4-4	35, 32	72, 32
27	03/13/2021	CHI	W	27-03-04	4-2	16, 23, 77, 16	77	0-2	4-4	35, 32	72, 32
28	03/15/2021	CHI	W	28-03-04	1-2	146, 5p, 42, 16s, 23, 21	19	0-3	3-3	41, 27	74, 72
29	03/16/2021	NSH	L	29-03-04	2-0	16, 91	16	0-5	3-3	49, 21	60, 74
30	03/20/2021	NSH	L	30-03-04	2-3	77, 42p, 70p	34	1-2	3-3	35, 32	60, 74
31	03/22/2021	CHI	L	31-03-04	2-3	6, 2, 10	88	1-2	3-3	35, 32	60, 74
32	03/23/2021	CHI	L	32-03-04	0-3	23, 23p, 23s, 5	91	0-6	3-3	41, 21	32, 72
33	03/25/2021	CHI	L	33-03-04	4-1	11, 11, 11p, 74	88	1-4	3-3	33, 34	60, 29
34	03/27/2021	CHI	L	34-03-04	4-1	11, 23, 10, 23	23	0-4	4-4	33, 36	72, 31
35	03/28/2021	CHI	L	35-03-04	4-1	52, 70p, 21, 77, 21	21	0-4	4-4	33, 36	72, 31
36	03/30/2021	DET	W	36-03-04	5-2	16, 77, 42	16	0-4	1-1	39, 46	72, 90
37	04/01/2021	CHI	W	37-03-04	3-0	16, 77, 42	16	0-4	1-1	39, 46	72, 90
38	04/03/2021	CHI	W	38-03-04	0-3	16, 77, 42	16	0-4	1-1	39, 46	72, 90
39	04/04/2021	CHI	W	39-03-04	0-3	16, 77, 42	16	0-4	1-1	39, 46	72, 90
40	04/06/2021	CHI	L	40-03-04	0-3	16, 77, 42	16	0-4	1-1	39, 46	72, 90
41	04/08/2021	CHI	L	41-03-04	0-3	16, 77, 42	16	0-4	1-1	39, 46	72, 90
42	04/10/2021	CHI	L	42-03-04	1-4	16, 77, 42	16	0-4	1-1	39, 46	72, 90
43	04/12/2021	CHI	L	43-03-04	2-3	70, 91	77	0-3	1-2	38, 19	88, 60
44	04/15/2021	CHI	W	44-03-04	5-3	62, 70p, 11, 77, 91	77	1-3	2-2	32, 31	72, 88
45	04/17/2021	CHI	W	45-03-04	5-1	16, 99, 94, 11	9	0-2	0-1	33, 34	70, 70
46	04/20/2021	CHI	W	46-03-04	2-4	16, 99	16	0-2	1-9	34, 29	39, 72
47	04/22/2021	CHI	W	47-03-04	1-4	52, 42, 21s, 16	16	0-2	1-9	34, 29	39, 72
48	04/24/2021	CHI	W	48-03-04	1-4	16, 99	16	0-2	1-9	34, 29	39, 72
49	04/26/2021	CHI	W	49-03-04	1-4	16, 99	16	0-2	1-9	34, 29	39, 72
50	04/27/2021	CHI	W	50-03-04	7-4	16, 99, 16, 74, 77, 11p, 11	77	0-5	2-2	55, 30	30, 74
51	04/29/2021	CHI	W	51-03-04	9-3	19, 97, 16, 74	74	0-1	2-4	42, 35	72, 32
52	05/01/2021	CHI	W	52-03-04	5-4	11, 97, 52, 42, 16p	16	1-4	1-2	43, 29	30, 72
53	05/03/2021	DAL	W	53-03-04	5-4	52, 83s, 23, 21	52	0-5	5-5	30, 30	60, 78
54	05/05/2021	TBL	W	54-03-04	4-0						
55	05/07/2021	TBL	W	55-03-04	4-0						
56	05/10/2021	TBL	W	56-03-04	4-0						

NHL Season Commenced Late Due to COVID-19 Pandemic

PANTHERS SEASON-BY SEASON



2021-22

GENERAL MANAGER: Bill Zito **HEAD COACH:** Joel Quenneville/Andrew Brunette
CAPTAIN: Aleksander Barkov **RECORD:** 58-18-6 (122 Points)
STANDINGS: 1st in NHL

NO.	POS.	Player	GP	G	A	P	+/-	PIM	PPG	SHG	GWG	S
11	C	Jonathan Huberdeau	80	30	85	115	35	54	5	3	7	222
16	C	Aleksander Barkov	67	39	49	88	36	18	12	4	5	214
13	C	Sam Reinhart	78	33	49	82	25	13	16	0	6	186
10	L	Anthony Duclair	74	31	27	58	19	30	9	0	5	167
5	D	Aaron Ekblad	61	15	42	57	38	26	3	0	2	180
23	C	Carter Verhaeghe	78	24	31	55	24	48	0	0	4	167
9	C	Sam Bennett	71	28	21	49	27	74	5	0	7	241
17	L	Mason Marchment	54	18	29	47	29	53	1	0	2	121
15	C	Anton Lundell	65	18	26	44	33	18	1	1	4	125
52	D	MacKenzie Weegar	80	8	36	44	40	81	1	1	2	203
62	D	Brandon Montour	81	11	26	37	15	48	1	0	1	153
42	D	Gustav Forsling	71	10	27	37	41	18	0	0	1	145
70	R	Patric Hornqvist	65	11	17	28	-5	19	3	0	0	165
27	C	Eetu Luostarinen	78	9	17	26	1	12	0	2	4	84
28	R	Claude Giroux	18	3	20	23	7	6	2	0	0	51
77	R	Frank Vatrano	49	10	9	19	-2	16	1	0	2	105
94	L	Ryan Lomberg	55	9	9	18	4	92	0	0	1	91
7	D	Radko Gudas	77	3	13	16	27	105	0	1	0	100
98	C	Maxim Mamin	40	7	7	14	8	13	0	0	0	49
74	R	Owen Tippett	42	6	8	14	2	10	0	0	0	73
19	C	Joe Thornton	34	5	5	10	-10	10	3	0	1	26
32	D	Lucas Carlsson	40	3	6	9	3	10	0	0	0	41
55	C	Noel Acciari	20	3	5	8	2	11	0	0	1	32
8	D	Ben Chiarot	20	2	6	8	4	6	1	0	0	47
8	D	Matt Kiersted	10	1	2	2	-8	0	0	0	0	11
40	D	Petteri Lindbohm	9	0	1	1	0	5	0	0	0	9
18	D	Robert Hagg	16	0	1	1	0	10	0	0	0	14
65	D	Markus Nutivaara	1	0	1	1	0	0	0	0	0	0
20	C	Aleksis Heponiemi	6	0	1	1	-6	2	0	0	0	7
21	C	Zac Dalpe	1	0	0	0	-1	0	0	0	0	0
44	D	Kevin Connauton	13	0	0	0	4	2	0	0	0	14
4	D	Olli Juolevi	10	0	0	0	0	2	0	0	0	9
22	D	Chase Priskie	4	0	0	0	2	2	0	0	0	4
14	L	Grigori Denisenko	1	0	0	0	0	2	0	0	0	3
79	R	Cole Schwindt	3	0	0	0	-4	0	0	0	0	3
No.		GOALTENDER	GP	GS	W	L	OT	GAA	Sv%	SA	Svs	GA
72		Sergei Bobrovsky	54	53	39	7	3	2.67	0.913	1,566	1,429	137
30		Spencer Knight	32	27	19	9	3	2.79	0.908	876	795	81
35		Jonas Johansson	2	2	0	2	0	7.74	0.766	64	49	15

#	DATE	TEAM	W-L-OT	RECORD	GF-GA	ATTEND.	#	DATE	TEAM	W-L-OT	RECORD	GF-GA	ATTEND.
1	10/14/2021	PIT	W*	1-0-0	5-4	14308	42	01/23/2022	@SEA	L	28-9-5	3-5	17151+
2	10/16/2021	NYI	W	2-0-0	5-1	12934	43	01/25/2022	@WPG	W	29-9-5	3-5	250
3	10/19/2021	@TBL	W	3-0-0	4-1	19092+	44	01/27/2022	VGK	W	30-9-5	4-1	15400
4	10/21/2021	COL	W	4-0-0	4-1	11245	45	01/29/2022	SJS	W*	31-9-5	5-4	18152
5	10/23/2021	@PHI	W	5-0-0	4-2	16936	46	01/31/2022	@CBJ	W	32-9-5	8-4	14214
6	10/25/2021	ARI	W	6-0-0	5-3	13943	47	02/01/2022	@NYR	L	32-10-5	2-5	15942
7	10/27/2021	BOS	W	7-0-0	4-1	12306	48	02/16/2022	@CAR	W*	33-10-5	3-2	16986
8	10/29/2021	@DET	W*	8-0-0	3-2	15593	49	02/18/2022	@MIN	W	34-10-5	6-2	18300+
9	10/30/2021	@BOS	O**	8-0-1	2-3	17650	50	02/20/2022	@CHI	W	35-10-5	5-2	19619
10	11/04/2021	WSH	W*	9-0-1	5-4	12542	51	02/22/2022	NSH	L	35-11-5	4-6	14234
11	11/06/2021	CAR	W	10-0-1	5-2	13835	52	02/24/2022	CBJ	L	35-12-5	3-6	15730
12	11/08/2021	@NYR	L	10-1-1	3-4	14877	53	02/26/2022	EDM	L	35-13-5	3-4	15628
13	11/09/2021	@NJD	L	10-2-1	3-7	10627	54	03/03/2022	OTT	W	36-13-5	3-0	16499
14	11/11/2021	@PIT	O**	10-2-2	2-3	17194	55	03/05/2022	DET	W	37-13-5	6-2	15890
15	11/13/2021	@TBL	O*	10-2-3	2-3	19092+	56	03/07/2022	@BUF	W	38-13-5	6-1	7906
16	11/16/2021	NYI	W	11-2-3	6-1	14003	57	03/08/2022	@PIT	W	39-13-5	4-3	17876
17	11/18/2021	NJD	W	12-2-3	4-1	12157	58	03/10/2022	PHI	W	40-13-5	6-3	17193
18	11/20/2021	MIN	W	13-2-3	5-4	13854	59	03/13/2022	@LAK	O**	40-13-6	2-3	15822
19	11/24/2021	PHI	W*	14-2-3	2-1	15545	60	03/15/2022	@SJS	W*	41-13-6	3-2	12276
20	11/26/2021	@WSH	L	14-3-3	3-4	18573+	61	03/17/2022	@VGK	L	41-14-6	3-5	18265+
21	11/27/2021	SEA	L	14-4-3	1-4	15305	62	03/18/2022	@ANA	W	42-14-6	3-0	12296
22	11/30/2021	WSH	W	15-4-3	5-4	12365	63	03/24/2022	@MTL	W	43-14-6	4-3	20788
23	12/02/2021	BUF	W	16-4-3	7-4	11751	64	03/26/2022	@OTT	W**	44-14-6	4-3	17201
24	12/04/2021	STL	W**	17-4-3	4-3	13446	65	03/27/2022	@TOR	L	44-15-6	2-5	18939+
25	12/07/2021	@STL	O*	17-4-4	3-4	16372	66	03/29/2022	MTL	W	45-15-6	7-4	15587
26	12/10/2021	@ARI	W	18-4-4	3-1	11974	67	03/31/2022	CHI	W	46-15-6	4-0	15218
27	12/12/2021	@COL	L	18-5-4	2-3	16548	68	04/02/2022	@NJD	W*	47-15-6	7-6	12284
28	12/14/2021	OTT	L	18-6-4	2-8	13759	69	04/03/2022	@BUF	W	48-15-6	5-3	11787
29	12/16/2021	LAK	L	18-7-4	1-4	14458	70	04/05/2022	TOR	W*	49-15-6	7-6	15260
30	12/29/2021	NYR	W	19-7-4	4-3	15857	71	04/08/2022	BUF	W	50-15-6	4-3	17728
31	12/30/2021	TBL	W	20-7-4	9-3	15001	72	04/09/2022	@NSH	W	51-15-6	4-1	17465+
32	01/01/2022	MTL	W	21-7-4	5-2	13584	73	04/12/2022	ANA	W*	52-15-6	3-2	16204
33	01/04/2022	CGY	W	22-7-4	6-2	13164	74	04/15/2022	WPG	W	53-15-6	6-1	17625
34	01/06/2022	@DAL	O**	22-7-5	5-6	17678	75	04/17/2022	@DET	W	54-15-6	6-1	14566
35	01/08/2022	@CAR	W*	23-7-5	4-3	18680+	76	04/19/2022	@NYI	W*	55-15-6	3-2	17255+
36	01/11/2022	VAN	W	24-7-5	5-2	15041	77	04/21/2022	DET	W	56-15-6	5-2	16238
37	01/14/2022	DAL	W	25-7-5	7-1	15022	78	04/23/2022	TOR	W*	57-15-6	3-2	17132
38	01/15/2022	CBJ	W	26-7-5	9-2	15083	79	04/24/2022	TBL	L	57-16-6	4-8	17036
39	01/18/2022	@CGY	L	26-8-5	1-5	9639	80	04/26/2022	@BOS	L	57-17-6	2-4	17850
40	01/20/2022	@EDM	W	27-8-5	6-0	9150	81	04/28/2022	@OTT	W	58-17-6	4-0	17102
41	01/21/2022	@VAN	W**	28-8-5	2-1	9346	82	04/29/2022	@MTL	L	58-18-6	2-10	21105+

PANTHERS SEASON-BY SEASON



2022-23

GENERAL MANAGER: Bill Zito
HEAD COACH: Paul Maurice
CAPTAIN: Aleksander Barkov
RECORD: 42-32-8 (92 points)
STANDINGS: 4th in Atlantic

NO.	POS.	Player	GP	G	A	P	+/-	PIM	PPG	SHG	GWG	S
19	L	Matthew Tkachuk	79	40	69	109	29	123	14	0	6	322
16	C	Aleksander Barkov	68	23	55	78	10	8	7	1	6	208
23	C	Carter Verhaeghe	81	42	31	73	10	46	7	0	2	275
62	D	Brandon Montour	80	16	57	73	9	107	3	0	5	242
13	C	Sam Reinhart	82	31	36	67	-12	12	16	0	5	227
27	C	Eetu Luostarinen	82	17	26	43	19	28	2	0	1	132
42	D	Gustav Forsling	82	13	28	41	19	40	1	0	3	209
9	C	Sam Bennett	63	16	24	40	5	54	4	0	3	193
5	D	Aaron Ekblad	71	14	24	38	-14	68	8	1	2	216
15	C	Anton Lundell	73	12	21	33	1	43	0	2	1	152
12	C	Eric Staal	72	14	15	29	-5	26	0	2	1	106
21	C	Nick Cousins	79	9	18	27	-1	38	0	0	2	102
94	L	Ryan Lomberg	82	12	8	20	-1	88	0	0	1	134
7	D	Radko Gudas	72	2	15	17	14	79	0	0	0	110
28	D	Josh Mahura	82	4	12	16	17	48	0	0	1	78
6	C	Colin White	68	8	7	15	0	12	0	0	0	64
18	D	Marc Staal	82	3	12	15	10	43	0	0	0	55
20	L	Anthony Duclair	20	2	7	9	4	2	0	0	0	43
22	C	Zac Dalpe	14	2	2	4	-4	2	0	0	0	17
38	L	Rudolfs Balcers	34	2	4	4	-2	4	0	0	0	21
54	R	Givani Smith	14	1	3	4	1	72	0	0	0	27
3	D	Matt Kiersted	20	1	3	4	4	6	0	0	0	14
71	C	Chris Tierney	13	2	1	3	-1	2	0	0	0	6
90	R	Patric Hornqvist	22	1	2	3	-4	13	0	0	1	40
20	C	Aleksi Heponiemi	10	1	2	3	-1	2	0	0	0	6
14	L	Grigori Denisenko	18	0	3	3	-5	4	0	0	0	16
32	D	Lucas Carlsson	2	0	0	0	-1	2	0	0	0	2
4	D	Casey Fitzgerald	4	0	0	0	-1	0	0	0	0	1
76	L	Anton Levtschi	2	0	0	0	0	0	0	0	0	1

NO.	GOALTENDER	GP	GS	W	L	OT	GAA	Sv%	SA	Svs	GA
72	Sergei Bobrovsky	50	49	24	20	3	3.07	.901	1,466	1,321	145
34	Alex Lyon	15	14	9	4	2	2.89	.914	488	446	43
30	Spencer Knight	21	19	9	8	3	3.18	.901	627	565	62

#	DATE	TEAM	W-L-OT	RECORD	GF-GA	ATTEND.	#	DATE	TEAM	W-L-OT	RECORD	GF-GA	ATTEND.
1	10/13/2022	@ NYI	W	1-0-0	3-1	17255+	42	01/10/2023	@ COL	W	19-19-4	5-4	18102+
2	10/15/2022	@ BUF	W	2-0-0	4-3	11481	43	01/12/2023	@ VGK	L	19-20-4	2-4	17735+
3	10/17/2022	@ BOS	W	2-1-0	3-5	17850	44	01/14/2023	VAN	W	20-20-4	4-3	17584
4	10/19/2022	PHI	L	3-1-0	4-3	17421	45	01/16/2023	@ BUF	W	21-20-4	4-1	15251
5	10/21/2022	TBL	O*	3-1-1	2-3	17531	46	01/17/2023	@ TOR	O*	21-20-5	4-5	18573
6	10/23/2022	NYI	W	4-1-1	3-2	16342	47	01/19/2023	@ MTL	W	22-20-5	6-2	21105+
7	10/25/2022	@ CHI	L	4-2-1	2-4	12859	48	01/21/2023	MIN	W	23-20-5	5-5	16759
8	10/27/2022	@ PHI	L	4-3-1	3-4	14871	49	01/23/2023	@ NYR	L	23-21-5	2-6	17121
9	10/29/2022	OTT	W	5-3-1	5-3	15577	50	01/24/2023	@ PIT	O*	23-21-6	6-7	17159
10	11/01/2022	@ ARI	L	5-4-1	1-3	4600+	51	01/27/2023	LAK	L	23-22-6	3-4	15322
11	11/03/2022	@ SJS	W**	6-4-1	4-3	10182	52	01/28/2023	BOS	W*	24-22-6	4-3	18058
12	11/05/2022	@ LAK	L	6-5-1	4-5	16161	53	02/06/2023	TBL	W	25-22-6	7-1	15882
13	11/06/2022	@ ANA	W	7-5-1	5-3	15174	54	02/09/2023	SJS	W	26-22-6	4-1	15183
14	11/09/2022	CAR	W	8-5-1	3-0	13225	55	02/11/2023	COL	L	26-23-6	3-5	17472
15	11/12/2022	EDM	L	8-6-1	2-4	16579	56	02/13/2023	@ MIN	W**	27-23-6	2-1	17453
16	11/15/2022	WSH	W	9-6-1	5-2	13813	57	02/14/2023	@ STL	L	27-24-6	2-6	18096+
17	11/17/2022	DAL	L	9-7-1	4-6	14428	58	02/16/2023	@ WSH	L	28-24-6	6-3	18573+
18	11/19/2022	COY	O**	9-7-2	4-5	15842	59	02/18/2023	@ NSH	L	28-25-6	3-7	17823+
19	11/20/2022	@ CBJ	L	9-8-2	3-5	15643	60	02/20/2023	ANA	W*	29-25-6	4-3	16525
20	11/23/2022	BOS	W	10-8-2	5-2	17511	61	02/24/2023	BUF	L	29-26-6	1-3	18075
21	11/26/2022	STL	O*	10-8-3	4-5	15649	62	02/28/2023	@ TBL	W	30-26-6	4-1	19092+
22	11/28/2022	@ EDM	O*	10-8-4	3-4	17775	63	03/02/2023	NSH	L	30-27-6	1-2	16660
23	11/29/2022	@ CGY	L	10-9-4	2-6	17806	64	03/04/2023	PIT	W	31-27-6	4-1	16581
24	12/01/2022	@ VAN	W	11-9-4	5-1	18052	65	03/07/2023	VGK	W	32-27-6	2-1	15100
25	12/03/2022	@ SEA	W	12-9-4	5-1	1715+	66	03/10/2023	CHI	W*	33-27-6	4-3	17468
26	12/06/2022	@ WPG	L	12-10-4	2-5	13426	67	03/11/2023	WPG	O*	33-27-7	4-5	16340
27	12/08/2022	DET	W	13-10-4	5-1	14961	68	03/16/2023	MTL	W	34-27-7	9-5	17372
28	12/10/2022	@ TBL	L	13-11-4	1-4	19092+	69	03/18/2023	NJD	W	35-27-7	4-2	17321
29	12/11/2022	SEA	L	13-12-4	2-5	15625	70	03/20/2023	@ DET	W	36-27-7	5-2	15198
30	12/13/2022	CBJ	W	14-12-4	4-0	15819	71	03/21/2023	@ PHI	L	36-28-7	3-6	16479
31	12/15/2022	PIT	L	14-13-4	2-4	14538	72	03/23/2023	TOR	L	36-29-7	2-6	16704
32	12/17/2022	@ NJD	W	15-13-4	4-2	15082	73	03/25/2023	NYR	L	36-30-7	3-4	18635
33	12/19/2022	@ BOS	L	15-14-4	3-7	17850	74	03/27/2023	@ OTT	L	36-31-7	2-5	16047
34	12/21/2022	NJD	L	15-15-4	2-4	17073	75	03/29/2023	@ TOR	W*	37-31-7	3-2	18894+
35	12/23/2022	@ NYI	L	15-16-4	1-5	17255+	76	03/30/2023	MTL	W	38-31-7	5-2	21105+
36	12/29/2022	MTL	W	16-16-4	7-2	19623+	77	04/01/2023	@ CBJ	W	39-31-7	7-0	17860
37	12/30/2022	@ CAR	L	16-17-4	0-4	1876+	78	04/04/2023	BUF	W	40-31-7	2-1	18725+
38	01/01/2023	NYR	L	16-18-4	3-5	18272	79	04/06/2023	OTT	W	41-31-7	7-2	16675
39	01/03/2023	ARI	W	17-18-4	5-3	19484+	80	04/08/2023	@ WSH	W	42-31-7	4-2	18573+
40	01/06/2023	@ DET	W	18-18-4	3-2	19515+	81	04/10/2023	TOR	O*	42-31-8	1-2	18521
41	01/08/2023	@ DAL	L	18-19-4	1-5	18532	82	04/13/2023	CAR	L	42-32-8	4-6	19160

LINE-UP: 10/6/93 at Chicago

STARTERS: Goalie-John Vanbiesbrouck, Defensemen-Joe Cirella and Keith Brown, Center-Brian Skrudland, Left Wing-Dave Lowry, Right Wing-Scott Mellanby.

WHO DRESSED: Defensemen-Gord Murphy, Greg Smyth, Brian Benning and Alexander Godnyuk, Forwards-Evgeny Davydov, Randy Gilhen, Mike Hough, Andrei Lomakin, Tom Fitzgerald, Scott Levins, Bill Lindsay, Jesse Belanger and Rob Niedermayer, Goalie-Mark Fitzpatrick.

DID NOT DRESS: Paul Laus, Brent Severyn and Jody Hull

VICTORY: 10/9 at Tampa Bay, 2-0 (GWG-Levins)

HOME VICTORY: 10/14 vs. Ottawa, 5-4 (GWG-Niedermayer)

ROAD VICTORY: 10/9 at Tampa Bay, 2-0 (GWG-Levins)

SHUTOUT: 10/9 at Tampa Bay, 2-0 (Vanbiesbrouck)

SHUTOUT AGAINST: 11/27, 4-0 at Hartford (Reese)

TIE: 10/6, 4-4 at Chicago

HOME TIE: 10/17, 3-3 vs. Tampa Bay

ROAD TIE: 10/6, 4-4 at Chicago

LOSS: 10/7, 5-3 at St. Louis

HOME LOSS: 10/12, 2-1 vs. Pittsburgh

ROAD LOSS: 10/7, 5-3 at St. Louis

GOAL: Scott Mellanby at 12:31 of 1st period, 10/6 at Chicago, assisted by Rob Niedermayer and Evgeny Davydov. Other players on ice, Keith Brown and Brian Benning.

SHOT ON GOAL: Brian Skrudland (save by Belfour), at 1:07 of 1st period, 10/6 at Chicago

POWER-PLAY GOAL: Scott Mellanby, at 12:31 of 1st period, 10/6 at Chicago

SHORT-HANDED GOAL: Brian Skrudland, at 6:40 of 3rd period, 10/29 vs. Winnipeg

GAME-WINNING GOAL: Scott Levins, at 2:19 of 1st period, 10/9 at Tampa Bay

EMPTY-NET GOAL: Tom Fitzgerald, at 19:33 of 3rd period, 10/9 at Tampa Bay

OVERTIME GOAL: Dave Lowry, at 4:56 of OT, 10/30 vs. Tampa Bay

PENALTY SHOT: None attempted

PENALTY (MINOR): Bill Lindsay (hooking Roenick), at 1:44 of 1st period, 10/6 at Chicago

PENALTY (MAJOR): Scott Levins (fighting with Neil Wilkinson), at 13:23 of 1st period, 10/6 at Chicago

GAME MISCONDUCT: Alexander Godnyuk, high stick, at 2:53 of 1st period, 10/9 at Tampa Bay

POWER-PLAY ATTEMPT: 8:52-10:52 of 1st period (slash on B. Sutter), 10/6 at Chicago

PENALTY KILL: 1:44-3:44 of 1st period (hooking Lindsay), 10/6 at Chicago

FORWARD TO SCORE GOAL: Scott Mellanby, at 12:31 of 1st period, 10/6 at Chicago

FORWARD TO RECORD ASSIST: Rob Niedermayer and Evgeny Davydov at 12:31 of 1st period, 10/6 at Chicago

DEFENSEMAN TO SCORE GOAL: Gord Murphy at 5:18 of 3rd period, 10/6 at Chicago

DEFENSEMAN TO RECORD ASSIST: Brian Benning at 15:30 of 2nd period, 10/7 at St. Louis

TWO-GOAL GAME AGAINST: Jeremy Roenick and Chris Chelios, (two each), 10/6 at Chicago

HAT TRICK: None

HAT TRICK AGAINST: Brendan Shanahan, 10/7 at St. Louis

MULTI-POINT GAME: Andrei Lomakin (1-1-2) and Scott Levins (0-2-2), 10/6 at Chicago

MULTI-POINT GAME AGAINST: Chris Chelios (2-2-4), Joe Murphy (0-3-3), Jeremy Roenick (2-0-0) and Steve Smith (0-2-2), 10/6 at Chicago

3-POINT GAME: Andrei Lomakin (2-1-3) and Jesse Belanger (0-3-3), 12/8 at Los Angeles

3-POINT GAME AGAINST: Chris Chelios (2-2-4), 10/6 at Chicago

4-POINT GAME AGAINST: Chris Chelios (2-2-4), 10/6 at Chicago

2-ASSIST GAME: Scott Levins (0-2-2), 10/6 at Chicago

2-ASSIST GAME AGAINST: Steve Smith (0-2-2), Joe Murphy (0-3-3) and Chris Chelios (2-2-4), 10/6 at Chicago

3-ASSIST GAME: Jesse Belanger (0-3-3), 12/8/93 at Los Angeles

3-ASSIST GAME AGAINST: Joe Murphy (0-3-3), 10/6 at Chicago

OPPONENTS "FIRSTS" VS. PANTHERS

OPENING STARTERS AGAINST: 10/6 at Chicago: Goalie-Ed Belfour, Defensemen-Bryan Marchment and Chris Chelios, Center-Brent Sutter, Left Wing-Stephane Matteau, Right Wing-Joe Murphy.

GOAL: Chris Chelios (power-play goal), at 13:17 of 1st period, 10/6 at Chicago

SHORT-HANDED GOAL: Joe Mullen, at 3:51 of 3rd period, 10/12 vs. Pittsburgh

GAME-WINNING GOAL: Craig Janney, at 7:28 of 3rd period, 10/7 at St. Louis

GAME-TYING GOAL: Jeremy Roenick, at 16:07 of 3rd period, 10/6 at Chicago

EMPTY-NET GOAL: Teemu Selanne, at 19:36 of 3rd period, 10/26 vs. Winnipeg

OVERTIME GOAL: Rob Pearson, at 2:17 of OT, 10/21 vs. Toronto

PENALTY SHOT: Zigmund Palffy (unsuccessful), at 16:49 of 2nd period, 4/14/94 vs. NY Islanders

PENALTY (MINOR): Brent Sutter (slashing), at 8:52 of 1st period, 10/6 at Chicago

PENALTY (MAJOR): Neil Wilkinson (fighting), at 13:23 of 1st period, 10/6 at Chicago

GAME MISCONDUCT: Bryan Marchment, at 16:04 of 2nd period, 10/6 at Chicago

POWER-PLAY ATTEMPT: 1:44-3:44 of 1st period (hooking-Lindsay), 10/6 at Chicago

PENALTY KILL: 8:52-10:52 of 1st period (slashing-Brent Sutter), 10/6 at Chicago

FORWARD TO SCORE GOAL: Jeremy Roenick, at 5:46 of 3rd period, 10/6 at Chicago

FORWARD TO RECORD ASSIST: Brian Noonan, at 13:17 of 1st period, 10/6 at Chicago

DEFENSEMAN TO SCORE GOAL: Chris Chelios, at 13:17 of 1st period, 10/6 at Chicago

DEFENSEMAN TO RECORD ASSIST: Steve Smith, at 13:17 of 1st period, 10/6 at Chicago

GOALTENDERS

DECISION: Mark Fitzpatrick, 10/7 at St. Louis, 5-3 loss

WIN: John Vanbiesbrouck, 10/9 at Tampa Bay, 2-0

LOSS: Mark Fitzpatrick, 10/7 at St. Louis, 5-3

TIE: John Vanbiesbrouck, 10/6 at Chicago, 4-4

SHUTOUT: John Vanbiesbrouck, 10/9 at Tampa Bay, 2-0

PENALTY SHOT FACED: Zigmund Palffy of the NY Islanders, 4/14/94 at Miami Arena, stopped by John Vanbiesbrouck, at 16:49 of the 2nd period

- #1 – Kevin Weekes, Kirk McLean, Roberto Luongo
- #2 – Joe Cirella, Terry Carkner, Lance Pitlick, Lyle Odelein, Lucas Krajicek, Branislav Mezei, Keith Ballard, Alexander Sulzer, Josh Brown
- #3 – Paul Laus, Karlis Skrastins, Clay Wilson, T.J. Brennan, Steven Kampfer, Keith Yandle, Matt Kiersted
- #4 – Keith Brown, Per Gustafsson, John Jakopin, Bret Hedican, Jay Bouwmeester, Dennis Seidenberg, Keaton Ellerby, Dylan Olsen
- #5 – Gord Murphy, Filip Kuba, Brad Ference, Yan Golubovsky, Jeff Norton, Igor Ulanov, Branislav Mezei, Bryan Allen, Aaron Ekblad
- #6 – Greg Smyth, Peter Andersson, Jason Woolley, Jeff Norton, Peter Ratchuk, Dan Boyle, Andreas Lilja, Noah Welch, Magnus Johansson, Ville Koistinen, Dennis Wideman, Mike Duco, Ryan Whitney, Alexander Petrovic, Chris Wideman, Anton Stralman, Colin White, Mike Reilly
- #7 – Brian Benning, Mike Casselman, Rhett Warrenner, Mike Wilson, Matt Herr, Pavel Trnka, Steve Montador, Noah Welch, Dmitry Kulikov, Colton Sceviour, Radko Gudas
- #8 – Dallas Eakins, Magnus Svensson, Craig Martin, Jaroslav Spacek, Peter Worrell, Valeri Bure, Joel Kwiatkowski, Tim Kennedy, Wojtek Wolski, Dylan McIlrath, Jayce Hawryluk, Matt Kiersted
- #9 – Jamie Leach, Radek Dvorak, Brad Smyth, Kirk Muller, Len Barrie, Igor Larionov, Stephen Weiss, Bryan Boyle, Sam Bennett
- #10 – Dave Lowry, Esa Tikkanen, Pavel Bure, Gary Roberts, David Booth, John Madden, Mike Mottau, Joey Crabb, Brett Connolly, Anthony Duclair
- #11 – Evgeny Davydov, Bill Lindsay, Kevyn Adams, Bill Lindsay, Mikael Samuelsson, Jon Sim, Gregory Campbell, Niclas Bergfors, Joey Crabb, Jonathan Huberdeau
- #12 – Jody Hull, Chris Allen, Dwayne Hay, Marcus Nilson, Ryan Johnson, Alex Hicks, Olli Jokinen, Byron Bitz, Jack Skille, Jimmy Hayes, Ian McCoshen
- #13 – Oleg Kvasha, Vaclav Prospal, Juraj Kolnik, Anthony Stewart, Mike Santorelli, Mark Pysyk, Vinnie Hinostroza, Sam Reinhart
- #14 – Stu Barnes, Ray Whitney, Niklas Hagman, Radek Dvorak, Sergei Samsonov, Tomas Fleischmann, Curtis Valk, Dominic Toninato, Grigori Denisenko
- #15 – Randy Gilhen, Doug Barrault, Gaetan Duchesne, Brett Harkins, David Nemirovsky, Dave Gagner, John Jakopin, Jeff Ware, John Jakopin, Jim Campbell, Eric Messier, Ty Jones, Jozef Stumpel, Jack Skille, Drew Shore, Paul Thompson, Riley Sheahan, Anton Lundell
- #16 – Len Barrie, Randy Moller, Ray Sheppard, Gilbert Dionne, Craig Ferguson, Craig Fisher, Ryan Johnson, Oleg Kvasha, Ray Sheppard, Ivan Novoseltsev, Mike Sillinger, Kevyn Adams, Matt Cullen, Nathan Horton, Darcy Hordichuk, Marco Sturm, Aleksander Barkov
- #17 – Mike Foligno, Dave Tomlinson, Jason Podollan, Viktor Kozlov, Viacheslav Butsayev, Steve Washburn, Ryan Johnson, Dwayne Hay, Greg Adams, Ryan Johnson, Matt Cullen, Garth Murray, Kendal McArdle, Jon Matsumoto, Filip Kuba, Jesse Winchester, Derek MacKenzie, Evan Rodrigues
- #18 – Mike Hough, Alex Hicks, Cam Stewart, Marcus Nilson, Ville Pelttonen, Shawn Matthias, Reilly Smith, Micheal Haley, Marc Staal, Steven Lorentz
- #19 – Andrei Lomakin, Brad Smyth, Radek Dvorak, Len Barrie, Serge Payer, Stephen Weiss, Byron Ritchie, Dominic Moore, Marty Reasoner, Scottie Upshall, Mike Matheson, Mason Marchment, Matthew Tkachuk
- #20 – Brian Skrudland, Valeri Bure, Craig MacDonald, Josh Olson, Kamil Piroos, Joel Kwiatkowski, Ed Belfour, Richard Zednik, Ryan Carter, Sean Bergenheim, Reto Berra, Aleksii Heponiemi
- #21 – Tom Fitzgerald, Mark Parrish, Denis Shvidki, Alexei Semenov, Cory Murphy, Krys Barch, Vincent Trocheck, Alex Wennberg, Zac Dalpe, Nick Cousins
- #22 – Bob Kudelski, Steve Washburn, Dino Ciccarelli, Todd Simpson, Kristian Huselius, Sean Hill, Jassen Cullimore, Jeff Taffe, Matt Bradley, George Parros, Mike Mottau, Shawn Thornton, Troy Brouwer
- #23 – Bill Lindsay, Jeff Daniels, Rhett Warrenner, Chris Wells, Rocky Thompson, Kyle Rossiter, Juraj Kolnik, Lee Goren, Lukas Krajicek, Martin Gelin, Tyson Strachan, Scott Gomez, Rocco Grimaldi, Connor Brickley, Jacob MacDonald, Carter Verhaeghe
- #24 – Brent Severyn, Robert Svehla, Darcy Hordichuk, Alexander Karpovtsev, Ruslan Salei, Bryan McCabe, Ryan Carter, Brad Boyes, Jiri Hudler, Seth Griffith, Justin Sourdis
- #25 – Geoff Smith, Viktor Kozlov, Joe Nieuwendyk, Jacob Markstrom, Jerred Smithson, Henrik Haapala, Derick Brassard, Brady Keeper, Mackie Samoskevich
- #26 – Scott Levins, Jesse Belanger, Ray Sheppard, Dan Boyle, David Nemirovsky, Ray Sheppard, Ivan Novoseltsev, Dan Boyle, Pierre Dagenais, Mike Van Ryn, Steve Bernier, Mikael Samuelsson, Bobby Butler, Teddy Purcell, Thomas Vanek, Uvis Balinskis
- #27 – Scott Mellanby, Jaroslav Bednar, Christian Berglund, Noah Welch, Steven Reinprecht, Michal Repik, Alex Kovalev, Nick Bjugstad, Eetu Luostarinen
- #28 – Patrick Lebeau, Greg Hawgood, Magnus Svensson, Martin Straka, Peter Worrell, Jaroslav Spacek, Jason Wiemer, Jamie Rivers, Donald Audette, Kamil Kreps, Hugh Jessiman, Garrett Wilson, Aleksii Saarela, Claude Giroux, Josh Mahura
- #29 – Jeff Greenlaw, Johan Garpenlov, Ryan Johnson, Mike Vernon, Anders Eriksson, Lukas Krajicek, Jeff Toms, Igor Kravchuk, Jamie McLennan, Tomas Vokoun, Bill Thomas, Harri Sateri
- #30 – Mark Fitzpatrick, Mikhail Shtalenkov, Andrew Allen (dressed but did not play), Jani Hurme, Scott Clemmensen, Spencer Knight
- #31 – Sean Burke, Wade Flaherty, Steve Shields, Craig Anderson, Mike McKenna (dressed but did not play),

- Antti Niemi
- #32 – Richard Shulmistra, Mike Vernon, Ryan Jardine, Stephane Matteau, Grant McNeill, Michal Repik, Kris Versteeg, Adam Wilcox (dressed but did not play)
- #33 – Eldon Reddick, Filip Kuba, David Morisset, Kyle Rossiter, Kristian Kudroc, Jamie Allison, Eric Cairns, Wade Belak, Steve MacIntyre, Jacob Markstrom, Brian Foster, Willie Mitchell, Sam Montembeault
- #34 – John Vanbiesbrouck, Mathieu Biron, David Shantz (dressed, but did not play), Alexander Salak, Patrick Rissmiller, Nolan Yonkman, Tim Thomas, James Reimer
- #35 – Peter Ratchuk, Jean-Marc Pelletier (dressed but did not play), Alex Auld, Tyler Plante (dressed but did not play), Jacob Markstrom, Al Montoya
- #36 – Joey Tetarenko, Dmitry Yushkevich, Kyle Rossiter, Mark Cullen, Jussi Jokinen
- #37 – Herbert Vasiljevs, Trevor Kidd, Tanner Glass, Bill Thomas, Greg Rallo, Brent Regner
- #38 – Stephane Richer, Eric Beaudoin, Janis Sprukts, Shane Harper
- #39 – Alexander Godynnyuk, Ivan Novoseltsev, Keaton Ellerby, Dan Ellis, Michael Hutchinson
- #40 – Steve Washburn, Eric Boguniecki, Vaclav Nedorost, Greg Jacina, Janis Sprukts
- #41 – Stephane Richer, Serge Payer, Andrej Podkonicky, Ryan Jardine, Nick Smith, Mike Green, Shawn Matthias, Greg McKegg, Anthony Stolarz
- #42 – Jamie Linden, Nick Smith, Matt Herr, Brad Norton, Mikhail Yakubov, Quinton Howden, Gustav Forsling
- #43 – David Emma, Paul Brousseau, Byron Ritchie, Serge Payer, David Brine, Dmitry Kulikov, Mike Weaver
- #44 – Rob Niedermayer, Sandis Ozolinsh, Gregory Campbell, Todd Bertuzzi, Nick Boynton, Jordan Leopold, Erik Gudbranson, Kevin Connauton
- #45 – Rhett Warrenner, Brad Ference, David Brine, John McFarland
- #46 – David Booth, Jakub Kindl
- #47 – Craig Ferguson, Lance Ward, Martin Lojek, Colby Robak
- #48 – Dwayne Hay, Dave Duerden, Marcus Nilson, Joe Callahan, Logan Shaw, Michael Sgarbossa
- #49 – Lance Ward
- #50 – Drew Larman, Chase Balisy
- #51 – David Nemirovsky, Rob Globke, Brian Campbell
- #52 – Jason Garrison, Jonathan Rheault, MacKenzie Weegar
- #53 – Brett McLean, Corban Knight
- #54 – Kamil Kreps
- #55 – Ed Jovanovski, Igor Ulanov, Sean Hill, Ric Jackman, Steve Eminger, Ed Jovanovski, Jason Demers, Bogdan Kiselevich, Noel Acciari
- #56 – Ivan Majesky, Michael Matheson, Mike McKenna (dressed but did not play), Erik Haula
- #57 – Anthony Stewart, Marcel Goc
- #58 – Jonathan Racine, Noah Juulsen
- #60 – Jose Theodore, Chris Driedger
- #61 – Cory Stillman, Riley Stillman
- #62 – Vaclav Nedorost, Michael Caruso, Denis Malgin, Brandon Montour
- #63 – Evgenii Dadonov, Dave Bolland, Evgenii Dadonov
- #64 – Stefan Meyer
- #65 – Victor Oreskovich, Markus Nutivaara
- #67 – Michael Frolik, Vincent Trocheck
- #68 – Serge Payer, Mike Duco, Jaromir Jagr, Mike Hoffman
- #70 – Riley Stillman, Patric Hornqvist
- #71 – Kenndal McArdle, Radim Vrbata, Lucas Wallmark
- #72 – Alexander Petrovic, Frank Vatrano, Sergei Bobrovsky
- #73 – Bracken Kearns, Brandon Pirri, Dryden Hunt
- #74 – Nick Tarnasky, Shane O'Brien, Owen Tippett
- #75 – Scott Timmins
- #76 – Eric Selleck, Anthony Greco
- #77 – Chris Gratton, Tom Gilbert, Steven Kampfer, Frank Vatrano, Niko Mikkola
- #78 – Maxim Mamin
- #80 – Kevin Weekes (dressed, but did not play)
- #81 – Jonathan Marchessault
- #82 – Tomas Kopecky, Kevin Stenlund
- #83 – Juho Lammikko
- #85 – Rostislav Olesz
- #86 – Connor Brickley
- #88 – Peter Mueller, Jamie McGinn
- #90 – Jared McCann
- #91 – Juho Lammikko, Anthony Duclair, Oliver Ekman-Larsson
- #92 – Kyle Rau
- #94 – Ryan Lomberg
- #95 – Henrik Borgstrom
- #97 – Esa Tikkanen, Matt Gilroy, Nikita Gusev

ALL-TIME REGISTER



The Following Players Have Appeared in at Least One NHL Game with the Florida Panthers

PLAYER	POS.	#WORN	SEASONS	PLAYER	POS.	#WORN	SEASONS
Acciari, Noel	C	55	2019-20 to 2020-21	Connolly, Brett	RW	10	2019-20 to 2020-21
Adams, Greg	LW	17	2000-2001	Cousins, Nick	C	21	2022-23
Adams, Kevin	C	11	2001-02 to 2002-03	Crabb, Joey	RW	10	2013-14
Allen, Bryan	D	5	2006-07 to 2010-11	Cullen, Mark	C	36	2011-2012
Allen, Chris	D	12	1997-98 to 1998-99	Cullen, Matt	C	16, 17	2002-03 to 2003-04
Allison, Jamie	D	33	2005-2006	Cullimore, Jassen	D	22	2007-08 to 2008-09
Anderson, Craig	G	31	2006-07 to 2008-09	Dadonov, Evgenii	RW	63	2009-10 to 2011-12, 2017-18 to 2019-20
Andersson, Peter	D	6	1993-94	Dagenais, Pierre	RW	26	2001-02 to 2002-03
Audette, Donald	RW	28	2003-04	Dalpe, Zac	C	22	2021-22 to 2022-23
Auld, Alex	G	35	2006-07	Daniels, Jeff	LW	23	1993-94 to 1994-95
Balisy, Chase	C	50	2017-18	Davydov, Evgeny	LW	11	1993-94
Balcers, Rudolfs	LW	22	2022-23	Demers, Jason	D	55	2016-17
Ballard, Keith	D	2	2008-09 to 2009-10	Denisenko, Grigori	RW	14	2020-21 to 2022-23
Barch, Krys	RW	21	2011-12, 2013-14	Dionne, Gilbert	LW	16	1995-96
Barkov, Aleksander	C	16	2013-14 to 2022-23	Driedger, Chris	G	60	2019-20 to 2020-21
Barnes, Stu	C	14	1993-94 to 1996-97	Duchesne, Gaetan	LW	15	1994-95
Barraut, Doug	RW	15	1993-1994	Duclair, Anthony	RW	91, 10	2020-21 to 2022-23
Barrie, Len	C/RW	16, 19, 9	1993-1994, 2001-02 to 2002-03	Duco, Mike	C	10, 6	2009-10 to 2010-11
Beaudoin, Eric	LW	38	2001-02 to 2003-04	Duerden, Dave	LW	48	1999-00
Bednar, Jaroslav	RW	27	2002-03 to 2003-04	Dvorak, Radek	RW	9, 19, 14	1995-96 to 1999-00
Belak, Wade	RW	33	2007-08 to 2008-09	Eakins, Dallas	D	8	2007-08 to 2010-11
Belanger, Jesse	C	26	1993-94 to 1995-96	Ekblad, Aaron	D	5	1993-94 to 1994-95, 1997-98
Belfour, Ed	G	20	2006-2007	Ellerby, Keaton	D	39, 4	2014-15 to 2022-23
Bennett, Sam	C	9	2020-21 to 2022-23	Ellis, Dan	G	39	2009-10 to 2012-13
Benning, Brian	D	7	1993-94 to 1994-95	Eminger, Steve	D	55	2013-14 to 2014-15
Bergenheim, Sean	LW	20	2011-12 to 2014-15	Emma, David	D	55	2008-09
Bergfors, Niclas	RW	11	2010-11	Eriksson, Anders	RW	43	2000-2001
Berglund, Christian	RW	27	2003-04	Ference, Brad	D	29	2000-2001
Bernier, Steve	RW	26	2010-2011	Ferguson, Craig	D	45, 5	1999-00 to 2002-03
Bertuzzi, Todd	RW	44	2006-2007	Fisher, Craig	C/LW	16, 47	1996-97, 1999-00
Biron, Mathieu	D	34	2002-03 to 2003-04	Fitzgerald, Tom	C/LW	16	1996-1997
Berra, Reto	G	20	2016-17	Fitzgerald, Casey	C/RW	21	1993-94 to 1997-98
Bitz, Byron	RW	12	2009-10	Fitzpatrick, Mark	D	4	2022-23
Bjugstad, Nick	C	27	2012-13 to 2018-19	Flaherty, Wade	G	30	1993-94 to 1997-98
Bobrovsky, Sergei	G	72	2019-20 to 2022-23	Fleischmann, Tomas	G	31	2001-02
Boguniecki, Eric	C	40	1999-2000	Foligno, Mike	LW	14	2011-12 to 2014-15
Bolland, Dave	C	63	2014-15 to 2015-16	Forsling, Gustav	RW	17	1993-1994
Booth, David	LW	46, 10	2006-07 to 2011-12	Foster, Brian	D	42	2020-21 to 2022-23
Borgstrom, Henrik	C	95	2017-18 to 2018-19	Frolik, Michael	G	33	2011-2012
Bouwmeester, Jay	D	4	2003-04 to 2008-09	Gagner, Dave	C	67	2008-09 to 2010-11
Boyes, Brad	RW	24	2013-14 to 2014-15	Garpenlov, Johan	C	15	1997-98 to 1998-99
Boyle, Brian	C	9	2019-20	Garrison, Jason	LW	29	1994-95 to 1998-99
Boyle, Dan	D	26, 6	1998-99 to 2001-02	Gelinas, Martin	D	52	2008-09 to 2011-12
Boynton, Nick	D	44	2008-09	Gilbert, Tom	LW	23	2005-06 to 2006-07
Bradley, Matt	RW	22	2011-12	Gilhen, Randy	D	77	2013-14
Brassard, Derick	C	25	2018-19	Glass, Tanner	C	15	1993-94
Brennan, T.J.	D	3	2012-2013	Globke, Rob	D	97	2013-14
Brickley, Connor	C	86, 23	2015-16, 2017-18	Goc, Marcel	LW	37	2007-08 to 2008-09
Brine, David	C	43	2007-2008	Gode, Alexander	RW	51	2005-06 to 2007-08
Brousseau, Paul	RW	43	2000-01	Golubovsky, Yan	C	57	2011-12 to 2013-14
Brouwer, Troy	RW	22	2018-19	Gomez, Scott	D	39	1993-1994
Brown, Josh	D	2	2018-19 to 2019-20	Goren, Lee	D	5	2000-2001
Brown, Keith	D	4	1993-94 to 1994-95	Gratton, Chris	C	23	2013-14
Bure, Pavel	RW	10	1998-99 to 2001-02	Greco, Anthony	LW	23	2003-04
Bure, Valeri	RW	20, 8	2001-02 to 2002-03, 2003-04	Green, Mike	C	77	2005-06 to 2006-07
Burke, Sean	G	31	1998-99 to 1999-00	Greenlaw, Jeff	RW	76	2018-19
Butler, Bobby	RW	26	2013-14	Griffith, Seth	C	41	2003-04
Butsayev, Viacheslav	C	17	1998-99	Grimaldi, Rocco	LW	29	1993-94
Cairns, Eric	D	33	2005-06	Gudas, Radko	C	24	2016-17
Callahan, Joe	D	48	2010-11	Gudbranson, Erik	RW	23	2014-15 to 2015-16
Campbell, Brian	D	51	2011-12 to 2015-16	Gusev, Nikita	D	7	2020-21 to 2022-23
Campbell, Gregory	C/LW	44, 11	2003-04 to 2009-10	Gustafsson, Per	D	44	2011-12 to 2015-16
Campbell, Jim	RW	15	2002-03	Haapala, Henrik	LW	97	2020-21
Carlsson, Lucas	D	32	2021-22 to 2022-23	Hagman, Niklas	D	4	1996-1997
Carkner, Terry	D	2	1995-96 to 1998-99	Haley, Micheal	LW	25	2017-18
Carter, Ryan	C	20, 24	2010-11 to 2011-12	Harkins, Brett	LW	14	2001-02 to 2005-06
Caruso, Michael	D	62	2012-13	Harper, Shane	LW	18	2017-18 to 2018-19
Casselman, Mike	LW	7	1995-96	Haula, Erik	C	15	1995-1996
Ciccarelli, Dino	RW	22	1997-98 to 1998-99	Hawgood, Greg	RW	38	2016-17
Cirella, Joe	D	2	1993-94 to 1994-95	Hawryluk, Jayce	C	56	2019-20
Clemmenssen, Scott	G	30	2009-10 to 2013-14		D	28	1993-1994
Connauton, Kevin	D	44	2020-21		RW	8	2018-19

ALL-TIME REGISTER



The Following Players Have Appeared in at Least One NHL Game with the Florida Panthers

PLAYER	POS.	#WORN	SEASONS	PLAYER	POS.	#WORN	SEASONS
Hay, Dwayne	LW	12, 17, 48	1998-99 to 1999-00	Levins, Scott	C	22	1993-94
Hayes, Jimmy	RW	12	2013-14 to 2014-15	Levtchi, Anton	LW	76	2022-23
Hedican, Bret	D	4	1998-99 to 2001-02	Lilja, Andreas	D	6	2002-03 to 2003-04
Heponiemi, Aleksi	C	20	2020-21 to 2022-23	Linden, Jamie	RW	42	1994-95
Herr, Matt	C	43, 42	2001-2002	Lindsay, Bill	LW	23, 11	1993-94 to 1998-99
Hicks, Alex	LW	18, 12	1998-99 to 1999-00				2001-02
Higgins, Chris	LW	21	2010-2011	Lojek, Martin	D	47	2006-07 to 2007-08
Hill, Sean	D	22, 55	2005-2006	Lomakin, Andrei	LW	19	1993-94 to 1994-95
Hinostroza, Vinnie	C	13	2020-21	Lomberg, Ryan	LW	94	2020-21 to 2022-23
Hoffman, Mike	LW	68	2018-19 to 2019-20	Lowry, Dave	LW	10	1993-94 to 1997-98
Hordichuk, Darcy	LW	24, 16	2002-03 to 2003-04, 2010-11	Lundell, Anton	C	15	2021-22 to 2022-23
			2020-21 to 2022-23	Luongo, Roberto	G	1	2000-01 to 2005-06
Hornqvist, Patric	RW	70	2003-04 to 2009-10				2013-14 to 2018-19
Horton, Nathan	RW	16	1993-94 to 1996-97	Luostarinen, Eetu	C	27	2020-21 to 2022-23
Hough, Mike	LW	18	2012-13 to 2015-16	Lyon, Alex	G	34	2022-23
Howden, Quinton	C	42	2012-13 to 2020-21	MacDonald, Craig	C	20	2003-04
Huberdeau, Jonathan	LW	11	2012-13 to 2020-21	MacDonald, Jacob	D	23	2018-19
Hudler, Jiri	RW	24	2015-16	MacIntyre, Steve	LW	33	2009-10
Hull, Jody	RW	17, 12	1993-94 to 1997-98	Mackenzie, Derek	C	17	2014-15 to 2018-19
Hunt, Dryden	LW	73	2017-18 to 2019-20	Madden, John	C	10	2011-12
Hurme, Jani	G	30	2002-2003	Mahura, Josh	D	28	2022-23
Huselius, Kristian	LW	22	2001-02 to 2005-06	Majeský, Ivan	D	56	2002-03
Hutchinson, Michael	G	39	2018-19	Malgin, Denis	C/RW	62	2016-17 to 2018-19
Jacina, Greg	RW	40	2005-06 to 2006-07	Mamin, Maxim	RW	78	2017-18 to 2018-19
Jackman, Ric	D	55	2005-06 to 2006-07	Marchessault, Jonathan	RW	81	2016-17
Jagr, Jaromir	RW	68	2014-15 to 2016-17	Marchmont, Mason	LW	19	2020-21
Jakopin, John	D	4, 15	1997-98 to 2000-01	Markstrom, Jacob	G	25, 35	2010-11 to 2013-14
Jardine, Ryan	LW	42, 32	2001-2002	Martin, Craig	RW	8	1996-97
Jessiman, Hugh	RW	28	2010-11	Matheson, Mike	D	56, 19	2015-16 to 2019-20
Johannson, Magnus	D	6	2007-08	Matsumoto, Jon	C	17	2011-12
Johnson, Ryan	C	16, 17, 29, 12	1997-98 to 1999-00, 2001-02 to 2002-03, 2014-15 to 2016-17	Matteau, Stephane	LW	32	2002-03
			2000-01 to 2007-08	Matthias, Shawn	C	41, 18	2007-08 to 2013-14
Jokinen, Jussi	LW	36	2014-15 to 2016-17	McArdle, Kenndal	LW	71, 17	2008-09 to 2011-12
Jokinen, Olli	C	12	2000-01 to 2007-08	McCabe, Bryan	D	24	2008-09 to 2010-11
Jones, Ty	RW	15	2003-04	McCann, Jared	RW	90	2016-17 to 2018-19
Jovanovski, Ed	D	55	1995-96 to 1998-99, 2011-12 to 2013-14	McCoshen, Ian	D	12	2016-17 to 2018-19
			2020-21	McFarland, John	C	45	2015-16
Juulsen, Noah	D	58	2014-15 to 2016-17	McGinn, Jamie	LW	88	2017-18 to 2018-19
Kampfper, Steven	D	3, 77	2005-06	McIlrath, Dylan	D	8	2016-17
Karpovtsev, Alexander	D	7	2011-12	McKegg, Greg	C/RW	41	2015-16 to 2016-17
Kearns, Bracken	C	73	2018-19 to 2020-21	McLean, Brett	C	53	2007-08 to 2008-09
Keeper, Brady	D	25	2010-11 to 2011-12	McLean, Kirk	G	1	1997-98 to 1998-99
Kennedy, Tim	LW	8	1999-00 to 2001-02	McLennan, Jamie	G	29	2005-06
Kidd, Trevor	G	37	2020-21 to 2022-23	McNeill, Grant	D	32	2003-04
Kiersted, Matt	D	8, 3	2015-16 to 2016-17	Mellanby, Scott	RW	27	1993-94 to 2000-01
Kindl, Jakub	D	46	2018-19	Messier, Eric	LW	15	2003-04
Kiselevich, Bogdan	C	53	2015-16	Meyer, Stefan	C	64	2007-08
Knight, Corban	G	30	2020-21 to 2022-23	Mezei, Branislav	D	5, 2	2002-03 to 2007-08
Knight, Spencer	G	30	2009-10	Mitchell, Willie	D	33	2014-15 to 2015-16
Koistinen, Ville	D	6	2002-03 to 2006-07	Moller, Randy	D	16	1994-95
Kolnik, Juraj	RW	23, 13	2011-12 to 2014-15	Montador, Steve	D	7	2005-06 to 2007-08
Kopecky, Tomas	RW	82	2012-2013	Montembeault, Sam	G	33	2018-19 to 2019-20
Kovalov, Alex	RW	27	1997-98 to 2003-04	Montour, Brandon	D	62	2020-21 to 2022-23
Kozlov, Viktor	C	17, 25	2001-02, 2003-04, 2005-06	Montoya, Al	G	35	2014-15 to 2015-16
Krajicek, Lukas	D	29, 23, 2	2002-03	Moore, Dominic	C	19	2009-10
			2006-07 to 2009-10	Morisset, David	RW	33	2001-02
Kravchuk, Igor	D	29	1998-99 to 1999-00	Mottau, Mike	D	22	2013-14
Kreps, Kamil	C	54, 28	2012-13	Mueller, Peter	C	88	2012-13
Kuba, Filip	D	33, 5, 17	1993-94 to 1995-96	Muller, Kirk	LW/C	9	1996-97 to 1998-99
			2003-04	Murphy, Cory	D	21	2007-08
Kudelski, Bob	RW	22	2009-10 to 2015-16	Murphy, Gord	D	5	1993-94 to 1998-99
Kudroc, Kristian	D	33	2005-06 to 2006-07	Murray, Garth	RW	17	2007-08
Kulikov, Dmitry	D	43, 7	1998-99 to 1999-00	Nedorost, Vaclav	C	40	2003-04
Kwiatkowski, Joel	D	20, 8	2018-19, 2020-21	Nemirovsky, David	RW	51, 15, 26	1995-96 to 1998-99
Kvasha, Oleg	LW	16, 13	2000-01	Niedermayer, Rob	C	44	1993-94 to 2000-01
Lammikko, Juho	C	91, 83	2006-07 to 2007-08	Niemi, Antti	G	31	2017-18
Larionov, Igor	C	9	1993-94 to 2001-02	Nieuwendyk, Joe	C	25	2005-06 to 2006-07
Larman, Drew	C	50	2006-07 to 2007-08	Nilson, Marcus	LW/C	12, 48, 18	1998-99 to 2003-04
Laus, Paul	D/RW	3	1993-94	Norton, Brad	D	42	2001-02
Leach, Jamie	RW	9	1993-94	Norton, Jeff	D	6, 5	1997-98 to 1998-99, 2001-02
Lebeau, Patrick	RW	28	2009-10				1999-00 to 2003-04
Leopold, Jordan	D	44					
				Novoseltsev, Ivan	RW	16, 26, 39	1999-00 to 2003-04

ALL-TIME REGISTER



The Following Players Have Appeared in at Least One NHL Game with the Florida Panthers

PLAYER	POS.	#WORN	SEASONS	PLAYER	POS.	#WORN	SEASONS
Nutivaara, Markus	D	65	2020-21	Smith, Nick	C	42, 41	2001-02
O'Brien, Shane	D	74	2014-15	Smith, Reilly	RW	18	2015-16 to 2016-17
Odelein, Lyle	D	2	2003-04	Smithson, Jerred	C	25	2011-12 to 2012-13
Olesz, Rostislav	LW	85	2005-06 to 2009-10	Smyth, Brad	RW	19, 9	1995-96 to 1996-97
Olsen, Dylan	D	4	2013-14 to 2015-16	Smyth, Greg	D	6	1993-94
Olson, Josh	LW	20	2003-04	Spacek, Jaroslav	D	8, 28	1998-99 to 2000-01
Oreskovich, Victor	RW	65	2009-10	Sprukts, Janis	C	38, 40	2006-07, 2008-09
Ozolinsh, Sandis	D	44	2001-02 to 2002-03	Staal, Eric	C	12	2022-23
Parrish, Mark	RW	21	1998-99 to 1999-00	Staal, Marc	D	18	2022-23
Parros, George	RW	22	2012-13	Stewart, Anthony	RW	57	2005-06 to 2008-09
Payer, Serge	C	68, 41, 19, 43	2000-01, 2005-06	Stewart, Cam	LW	18	1999-00
Peltonen, Ville	LW	18	2006-07 to 2008-09	Stillman, Cory	LW	61	2008-09 to 2010-11
Petrovic, Alexander	D	72, 6	2012-13 to 2018-19	Stillman, Riley	D	70, 61	2018-19 to 2020-21
Piros, Kamil	RW	20	2003-04	Strachan, Tyson	D	23	2011-12 to 2012-13
Pirri, Brandon	C	73	2013-14 to 2015-16	Straka, Martin	C	28	1995-96 to 1996-97
Pitlick, Lance	D	2	1999-00 to 2001-02	Stralman, Anton	D	6	2019-20 to 2020-21
Podkonicky, Andrej	LW	41	2000-01	Stumpel, Jozef	C	15	2005-06 to 2007-08
Podollan, Jason	RW	17	1996-97	Sturm, Marco	LW	16	2011-12
Prospal, Vaclav	C	13	2000-01	Sulzer, Alexander	D	2	2010-11
Purcell, Teddy	LW	26	2015-16	Svehla, Robert	D	24	1994-95 to 2001-02
Pysyk, Mark	D, RW	13	2016-17 to 2019-20	Svensson, Magnus	D	28, 8	1994-95 to 1995-96
Racine, Jonathan	D	58	2013-14	Taffe, Jeff	C	22	2009-10
Rallo, Greg	C	37	2011-12 to 2012-13	Tarnasky, Nick	C	74	2008-09 to 2009-10
Ratchuk, Peter	D	6, 35	1998-99, 2000-01	Taticek, Petr	C	37	2005-06
Rau, Kyle	LW	92	2015-16 to 2016-17	Tetarenko, Joey	RW/D	36	2000-01 to 2002-03
Reasoner, Marty	C	19	2010-11	Theodore, Jose	G	60	2011-12 to 2012-13
Reddick, Eldon	G	33	1993-94	Thomas, Bill	RW	37, 29	2010-11 to 2011-12
Regner, Brent	D	37	2015-16	Thomas, Tim	G	34	2013-14
Reimer, James	G	34	2016-17 to 2018-19	Thompson, Paul	RW	15	2016-17
Reinprecht, Steven	C	27	2009-10 to 2010-11	Thompson, Rocky	LW/D	23	2000-01 to 2001-02
Reinhart, Sam	C	13	2021-22 to 2022-23	Thornton, Shawn	LW	22	2014-15 to 2016-17
Repik, Michal	RW	32, 26, 27	2008-09 to 2011-12	Tierney, Chris	C	71	2022-23
Rheault, Jonathan	C	52	2012-13	Tikkanen, Esa	LW	97, 10	1997-98
Richer, Stephane	D	41, 38	1993-94 to 1994-95	Timmins, Scott	C	75	2010-11, 2012-13
Rissmiller, Patrick	LW	34	2010-11	Tippett, Owen	RW	74	2017-18, 2020-21
Ritchie, Byron	C	43, 19	2001-02 to 2003-04	Tkachuk, Matthew	LW	19	2022-23
Rivers, Jamie	D	28	2002-03	Tomlinson, Dave	C	17	1994-95
Robak, Colby	D	47	2011-12 to 2014-15	Toms, Jeff	C/LW	29	2002-03
Roberts, Gary	LW	10	2005-06 to 2006-07	Toninato, Dominic	C	14	2019-20
Rossiter, Kyle	D	23, 36	2001-02 to 2003-04	Trnka, Pavel	D	7	2002-03 to 2003-04
Saarela, Aleks	C	28	2019-20	Trocheck, Vincent	C	67, 21	2013-14 to 2019-20
Salak, Alexander	G	34	2009-10	Ulanov, Igor	D	5, 55	2001-02 to 2002-03
Salei, Ruslan	D	24	2006-07 to 2007-08	Upshall, Scottie	LW	19	2011-12 to 2014-15
Samsonov, Sergei	LW	14	2010-11	Valk, Curtis	C	14	2017-18
Samuelsson, Mikael	RW	11, 26	2003-04, 2011-12	Van Impe, Darren	D	29	2001-02
Santorelli, Mike	C	13	2010-11 to 2012-13	Van Ryn, Mike	D	26	2003-04 to 2007-08
Sateri, Harri	G	29	2017-18	Vanbiesbrouck, John	G	34	1993-94 to 1997-98
Sceviour, Colton	RW	7	2016-17 to 2019-20	Vanek, Thomas	LW	26	2016-17
Seidenberg, Dennis	D	4	2009-10	Vasiljevs, Herbert	RW	37	1998-99
Selleck, Eric	LW	76	2012-13	Vatrano, Frank	RW	72, 77	2017-18 to 2020-21
Semenov, Alexei	D	21	2005-06 to 2006-07	Vernon, Mike	G	32, 29	1999-00
Severyn, Brent	D	24	1993-94 to 1994-95	Verhaeghe, Carter	C	23	2020-21 to 2022-23
Sgarbossa, Michael	C	48	2016-17	Versteeg, Kris	RW	32	2011-12 to 2013-14
Shaw, Logan	RW	48	2015-16	Vokoun, Tomas	G	29	2007-08 to 2010-11
Sheahan, Riley	C	15	2018-19	Vrbata, Radim	RW	71	2017-18
Sheppard, Ray	RW	16, 26	1995-96 to 1997-98, 1999-00	Wallmark, Lucas	C	71	2019-20, 2020-21
Shields, Steve	G	31	2003-04	Ward, Lance	D/RW	47, 49	2000-01 to 2002-03
Shore, Drew	C	15	2012-13 to 2013-14	Ware, Jeff	D	15	1998-99
Shtalenkov, Mikhail	G	30	1999-00	Warrener, Rhett	D	45, 23, 7	1995-96 to 1998-99
Shulmistra, Richard	G	32	1999-00	Washburn, Steve	C	40, 22, 17	1995-96 to 1998-99
Shvidki, Denis	RW	21	2000-01 to 2003-04	Weaver, Mike	D	43	2010-11 to 2013-14
Sillinger, Mike	C	16	1999-00 to 2000-01	Weegar, MacKenzie	D	52	2016-17 to 2020-21
Sim, Jon	RW	11	2005-06	Weiss, Stephen	G	19, 9	2001-02 to 2012-13
Simpson, Todd	D	22	1999-00 to 2000-01	Weekes, Kevin	C	1, 80	1997-98
Skille, Jack	RW	15, 12	2010-11 to 2012-13	Welch, Noah	D	6, 27	2006-07 to 2008-09
Skrastland, Karlis	D	3	2007-08 to 2008-09	Wells, Chris	C	23	1996-97 to 1999-00
Skrudland, Brian	C	20	1993-94 to 1996-97	Wennberg, Alex	C	21	2020-21
Smith, Geoff	D	25	1993-94 to 1996-97	White, Colin	C	6	2022-23
Smith, Givani	RW	54	2022-23	Whitney, Ray	LW	14	1997-98 to 2000-01
				Whitney, Ryan	D	6	2013-14
				Wideman, Chris	D	6	2018-19

PLAYER	POS.	#WORN	SEASONS
Wideman, Dennis	D	6	2010-11
Wiemer, Jason	C/LW	28	2001-02
Wilson, Clay	D	5, 3	2009-10 to 2010-11
Wilson, Garrett	LW	28	2013-14 to 2015-16
Wilson, Mike	D	7	1998-99 to 2000-01
Winchester, Jesse	C	17	2013-14
Wolski, Wojtek	LW	8	2011-12
Woolley, Jason	D	6	1994-95 to 1996-97
Worrell, Peter	LW	28, 8	1997-98 to 2002-03
Yakubov, Mikhail	C	42	2005-06
Yandle, Keith	D	3	2016-17 to 2020-21
Yonkman, Nolan	D	34	2011-12 to 2012-13
Yushkevich, Dmitry	D	36	2002-03
Zednik, Richard	LW	20	2007-08 to 2008-09



2022-23 FLORIDA PANTHERS

DECEMBER 10, 1992

The NHL awards an expansion franchise to H. Wayne Huizenga, Chairman of Blockbuster Entertainment Corporation. Huizenga announces he'll operate the team in South Florida.

MARCH 1, 1993

The NHL and Huizenga announce that South Florida will join the NHL in time for the 1993-94 season. Bob Clarke named Vice President and General Manager.

APRIL 19, 1993

William A. Torrey named President. Club officially named the FLORIDA PANTHERS.



APRIL 21, 1993

Dean Jordan named Vice President of Business Operations and Alternate Governor.

MAY 24, 1993

The Panthers announce a three-year agreement with the Cincinnati Cyclones of the International Hockey League.

JUNE 2, 1993

Roger Neilson named first head coach of the Panthers.

JUNE 14, 1993

NHL Commissioner Gary Bettman presents Panthers owner H. Wayne Huizenga with official certificate of entry into the National Hockey League. Panthers unveil home and road uniforms, along with primary and secondary logos. The team colors are navy blue, red, and yellow-gold.

JUNE 24, 1993

The Panthers select goaltender John Vanbiesbrouck with the first pick of the 1993 NHL Expansion Draft in Quebec City. In all, Florida selects 24 players.

JUNE 26, 1993

At Le Colisee in Quebec City, the Panthers select forward Rob Niedermayer with the team's first-ever Entry Draft pick. Florida chooses 13 amateur players in the draft.

JULY 8, 1993

Hall of Fame netminder Bill Smith named Panthers' goaltending coach.

JULY 28, 1993

The Panthers unveil artwork of inaugural logo created for the team's first season. Seven players visit South Florida and begin week-long promotional tour. Players included: goaltender John Vanbiesbrouck, forwards Rob Niedermayer, Scott Mellanby,

Dave Lowry, Brian Skrudland and Andrei Lomakin and defenseman Joe Cirella.

AUGUST 3, 1993

In their first-ever trade, the Panthers acquire forward Jason Cirone from the Winnipeg Jets in exchange for Dave Tomlinson. Florida had acquired Tomlinson from the Toronto Maple Leafs in exchange for future considerations.

SEPTEMBER 7, 1993

The temperature drops to 22 degrees as Miami Arena makes ice for the Panthers' inaugural season.

SEPTEMBER 11, 1993

Fifty-two players report to Miami Arena for the Panthers' first training camp.

SEPTEMBER 16, 1993

The Panthers open their inaugural eight-game preseason schedule against the Tampa Bay Lightning at the Lakeland (FL) Civic Center.

OCTOBER 6, 1993

The Panthers travel to Chicago Stadium and skate to a 4-4 tie with the Blackhawks in the team's first-ever regular-season game. Right wing Scott Mellanby scores the Panthers' first goal at 12:31 of the opening period. The game is broadcast in Spanish for the first time by Arley Londono and Manolo Alvarez on WCMQ 1210 AM.

OCTOBER 9, 1993

Before an NHL-record crowd of 27,227 at the ThunderDome in St. Petersburg, the Panthers win their first game as John Vanbiesbrouck records a 2-0 shutout over the Tampa Bay Lightning. Scott Levins and Tom Fitzgerald score the Florida goals.

OCTOBER 12, 1993

The Panthers play their inaugural home opener before a sellout crowd of 14,372 at Miami Arena. Florida drops a 2-1 decision to the Pittsburgh Penguins.



NOVEMBER 10, 1993

In their first-ever game against the defending Stanley Cup-Champion Montreal Canadiens, the Panthers earn a 3-1 victory at the Montreal Forum.

JANUARY 22, 1994

Goaltender John Vanbiesbrouck and Right Wing Bob Kudelski represent the Panthers at the NHL All-Star Game at Madison Square Garden in New York City. Kudelski scores two goals in the contest.

JANUARY 24, 1994

In front of a sellout crowd at Miami Arena, the Panthers set a team record with five goals in one period and skate to an 8-3 victory over the Montreal Canadiens. It's their largest winning margin of the season.

JANUARY 31, 1994

Rookie Center Jesse Belanger is named the NHL's "Player of the Week" for the period ending January 30. Belanger becomes the first Panther to win the award and the first to win it in his club's inaugural season. Belanger had four goals and four assists in four games.

MARCH 31, 1994

The Panthers tie New Jersey, 3-3, as they record their 74th point of the season, the most ever by a first-year team. Goaltender John Vanbiesbrouck is named the NHL's "Player of the Week" for the period ending March 21. He went 3-0-1, with a 2.20 GAA and a .940 save percentage.

APRIL 14, 1994

The Panthers complete the most successful season ever by a first-year NHL team with a 4-1 victory over the New York Islanders at Miami Arena. After the game, the players salute the fans for their tremendous support. Captain Brian Skrudland said, "We didn't know what to expect when we came down to Florida, and we certainly didn't expect to have the best fans in the National Hockey League."

JUNE 15, 1994

Vice President and General Manager Bob Clarke is released from the remaining two years of his contract. Clarke returns to the Philadelphia Flyers as president and general manager.

JUNE 28, 1994

The Panthers select ten players in the 1994 NHL Entry Draft, including the number one pick overall in Defenseman Ed Jovanovski. In all, Florida selects 10 amateurs in the 11 rounds of the draft. A crowd of 4,000 overflows the Omni Hotel in Miami as the Panthers host "HockeyFest," an NHL Draft party.

AUGUST 1, 1994

Bryan Murray is named general manager of the Panthers.

SEPTEMBER 4, 1994

The Panthers open their second annual training camp as 59 players report to Peterborough, Ontario.

JANUARY 11, 1995

The NHL Players Association accepts the NHL's final collective bargaining proposal, putting an end to the 103-day labor dispute that reduced the league's season from 84 to 48 games.

APRIL 20, 1995

The Panthers kick-off a state-wide license plate program, benefiting the Florida Sports Foundation.

JUNE 7, 1995

The Carolina (AHL) Monarchs are named the Panthers' top minor-league affiliate, while Florida retains its affiliation with the Cincinnati Cyclones of the IHL.

JUNE 8, 1995

Roger Neilson is relieved of his head coaching duties. Neilson had a record of 53-56-23 (.489 winning pct.) in two seasons behind the Panthers' bench.

JUNE 9, 1995

The Panthers sign 1994 No. 1 draft pick Ed Jovanovski to a multi-year contract.

JULY 8, 1995

The Panthers turn the Broward County Convention Center into a mecca for hockey enthusiasts when they host their second annual "HockeyFest."

JULY 11, 1995

The Panthers select Left Wing Radek Dvorak with their first pick (10th overall) in the 1995 NHL Entry Draft. Florida makes eight more selections at the draft in Edmonton, Alta.

JULY 20, 1995

Rich Kromm is named head coach of the Panthers' AHL affiliate, the Carolina Monarchs.

JULY 24, 1995

Doug MacLean is named head coach of the Panthers. He becomes the second coach in franchise history.

AUGUST 15, 1995

Radek Dvorak signs a multi-year contract. Dvorak was the Panthers' first choice (10th overall) in the 1995 NHL Entry Draft.

SEPTEMBER 11, 1995

The Panthers' third annual training camp opens as 72 players report to Greensboro, North Carolina.

OCTOBER 8, 1995

Scott Mellanby scores two goals and kills a rat in the Panthers' dressing room prior to the team's 4-3 victory over the Calgary Flames. Mellanby's feat is dubbed a "Rat Trick" by John Vanbiesbrouck, and within weeks, fans begin tossing rats onto the ice to celebrate Florida goals.



JANUARY 20, 1996

Coach Doug MacLean leads the Panthers to the best record in the Eastern Conference and earns the right to coach in the All-Star Game. MacLean is joined in Boston by John Vanbiesbrouck and Scott Mellanby.

JANUARY 23, 1996

Johan Garpenlov scores three goals in the Panthers' 5-4 win at Washington to record the first hat trick in team history.

MARCH 16, 1996

The Cats acquire former 50-goal scorer Ray Sheppard in a trade with the San Jose Sharks.

APRIL 14, 1996

The Panthers conclude the 1995-96 season with 92 points (41-31-10), good for fourth place in the Eastern Conference. The team qualifies for the Stanley Cup Playoffs for the first time.

APRIL 17, 1996

Before a packed house at Miami Arena, the Panthers defeat the Boston Bruins, 6-3, in their first-ever playoff game.

APRIL 27, 1996

In Game 5 of the Eastern Conference Quarterfinals against Boston, Bill Lindsay scores a spectacular goal with 4:57 left in the third period to break a 3-3 tie and give the Panthers their first-ever playoff series victory.



MAY 12, 1996

In Game 5 of the Eastern Conference Semifinals against the Philadelphia Flyers, Mike Hough scores in double OT to give the Panthers a 3-2 lead in the series. Florida eliminates the Flyers two days later in Miami.

JUNE 1, 1996

The Panthers go on the road and defeat the Pittsburgh Penguins, 3-1, in Game 7 of the Eastern Conference Finals to win the Prince of Wales Trophy as champions of the conference. They fly to Colorado after the game to begin preparations for the Stanley Cup Finals.

JUNE 10, 1996

The Panthers and Colorado Avalanche play one of the classic games in Stanley Cup Finals history. The match remains scoreless until Colorado's Uwe Krupp connects at 4:31 of the third OT period to give the Avalanche the victory and its first-ever Stanley Cup title.

JUNE 12, 1996

A capacity crowd fills Miami Arena to thank the Panthers for a

wonderful season. The highlight of the evening occurs when Ed Jovanovski and Rhett Warrener dump a bucket of water over the head of coach Doug MacLean.



JUNE 22, 1996

The Panthers select nine players at the 1996 NHL Entry Draft in St. Louis, MO. Their top choice (20th overall) is Swedish forward Marcus Nilson.

AUGUST 7, 1996

The Panthers and SportsChannel Florida agree to a multi-year deal for television rights to the club's games.

SEPTEMBER 9, 1996

The Panthers open their fourth annual training camp in Summerside, Prince Edward Island, hometown of coach Doug MacLean.

OCTOBER 30, 1996

The Panthers defeat the Chicago Blackhawks, 3-2, to extend their season-opening unbeaten streak to 12 games (8-0-4). John Vanbiesbrouck is named the NHL's Player of the Month for October after going 6-0-3, with a 1.41 GAA and a .950 SV%.

NOVEMBER 15, 1996

The Panthers conduct an official "ice-breaking" ceremony at the site of their new arena in Sunrise. The event is attended by NHL commissioner Gary Bettman as well as club and government officials.



JANUARY 18, 1997

For the second year in a row, Doug MacLean coaches the Eastern Conference to victory in the NHL All-Star Game. John Vanbiesbrouck makes his third All-Star appearance and Robert Svehla records two assists and a plus-6 rating in the contest.

MARCH 22, 1997

The Panthers celebrate their 50th consecutive sellout (including playoffs) at Miami Arena.

APRIL 11, 1997

The Panthers clinch fourth place in the Eastern Conference and home ice in the first round of the Stanley Cup Playoffs by defeating the Pittsburgh Penguins, 4-2. The Cats finish their fourth season with a record of 35-28-19, good for 89 points.

JUNE 21, 1997

The Panthers select 10 players at the 1997 NHL Entry Draft in Pittsburgh, Pennsylvania. Their top choice (20th overall) is left wing/center Mike Brown.

SEPTEMBER 9, 1997

The Panthers open their fifth annual training camp at Miami Arena.

NOVEMBER 6, 1997

The Panthers claim Ray Whitney off of waivers from the Edmonton Oilers. "The Wizard" registers points in each of his first seven games with the Cats and goes on to lead the club with 32 goals and 61 points.

NOVEMBER 24, 1997

Doug MacLean is relieved of his head coaching duties. General Manager Bryan Murray agrees to coach for the remainder of the season.

NOVEMBER 26, 1997

In Bryan Murray's first game behind the Florida bench, the Panthers set a team record by scoring 10 goals in a 10-5 win over the Boston Bruins.

DECEMBER 27, 1997

John Vanbiesbrouck records the 300th victory of his NHL career and 100th as a Panther in a 6-2 win over the New York Islanders at Nassau Coliseum. Vanbiesbrouck becomes the 15th goaltender in NHL history — and second American — to win 300 games.



FEBRUARY 3, 1998

Dino Ciccarelli, who was acquired from the Tampa Bay Lightning three weeks earlier, scores the 600th goal of his NHL career as the Panthers tie the Detroit Red Wings, 1-1. Ciccarelli becomes the ninth player in NHL history to reach this milestone.

FEBRUARY 8, 1998

The Panthers and 25 other NHL teams begin their "Winter Break" as the league shuts down to enable its players to participate in the Winter Olympics for the first time. John Vanbiesbrouck (USA), Robert Svehla (Slovakia) and Esa

Tikkanen (Finland) are the Panthers who head to Nagano, Japan. Tikkanen's club wins the Bronze Medal.

FEBRUARY 3, 1998

Dino Ciccarelli, who was acquired from the Tampa Bay Lightning three weeks earlier, scores the 600th goal of his NHL career as the Panthers tie the Detroit Red Wings, 1-1. Ciccarelli becomes the ninth player in NHL history to reach this milestone.

FEBRUARY 8, 1998

The Panthers and 25 other NHL teams begin their "Winter Break" as the league shuts down to enable its players to participate in the Winter Olympics for the first time. John Vanbiesbrouck (USA), Robert Svehla (Slovakia) and Esa Tikkanen (Finland) are the Panthers who head to Nagano, Japan. Tikkanen's club wins the Bronze Medal.

APRIL 16, 1998

The Panthers play their final game at Miami Arena, losing to the Philadelphia Flyers, 7-3. Florida compiles a record of 81-78-29 (.508 winning pct.) in Miami. Afterwards, the players toss merchandise to the fans and original Panthers John Vanbiesbrouck, Scott Mellanby, Gord Murphy, Paul Laus, Bill Lindsay and Rob Niedermayer are honored.

JUNE 21, 1998

The Panthers name Terry Murray head coach. He becomes the fourth coach in franchise history.

JUNE 27, 1998

The Panthers select nine players at the 1998 NHL Entry Draft in Buffalo, NY. Their top choice (30th overall) is defenseman Kyle Rossiter.

JULY 14, 1998

The Panthers' new arena in Sunrise is officially named the National Car Rental Center.

SEPTEMBER 12, 1998

The Panthers open their sixth annual training camp at the National Car Rental Center.

SEPTEMBER 19, 1998

"HockeyFest" is held at the National Car Rental Center for the first time.

SEPTEMBER 27, 1998

The Panthers face the Boston Bruins in the first preseason game at the National Car Rental Center.

OCTOBER 9, 1998

The Panthers host the Tampa Bay Lightning in the first regular-season game at the National Car Rental Center. It's the first time the Panthers have ever opened a season at home.

OCTOBER 30, 1998

Rookie Mark Parrish scores four goals at Chicago, setting a new club record and a team rookie record. Parrish notches two in the first period and two more in the third as the Panthers blast the Blackhawks, 7-3. Ray Whitney assists on three of the rookie's goals.

NOVEMBER 3, 1998

Mark Parrish is named NHL Rookie of the Month for October, winning the honor over Los Angeles Goaltender Manny Legace and Vancouver center Bill Muckalt. Parrish led Florida in scoring (6-2-8) for the month, leading the Cats to a 3-3-3 record.

DECEMBER 17, 1998

The Panthers announce they will have their own American Hockey League affiliate in Louisville, Kentucky, signing a long-term player development deal with the Louisville Panthers. Florida will supply a minimum of 18 players to Louisville, which will play its home games at historic Freedom Hall, home of the University of Louisville basketball team.

JANUARY 17, 1999

In the biggest trade in team history, the Panthers acquire star Right Wing Pavel Bure from the Vancouver Canucks. Florida also receives defenseman Bret Hedican and Brad Ference and a 1999 or 2000 draft choice. The Panthers send Ed Jovanovski, Dave Gagner, Mike Brown, Kevin Weekes and a 1999 or 2000 draft choice to the Canucks.



JANUARY 20, 1999

Pavel Bure scores two goals in his first game as a Panther, leading the Cats to a 5-2 victory over the Islanders in New York. Bret Hedican chips in his first two points as a Panther – both assists – in just his second game.

JANUARY 26, 1999

The Russian Rocket ignites the Cats with his first Florida hat trick. Pavel Bure's three goals force a 3-3 tie with the Flyers in Philadelphia. Bure finishes the contest with six goals in his first three games as a Panther.

JANUARY 27, 1999

Pavel Bure plays his first game at National Car Rental Center. Although he has his three-game goal-scoring streak snapped, he earns his first home point in Florida with an assist, as the Cats top Montreal, 2-1. The win extends Florida's unbeaten streak to four in Bure's first four games.

FEBRUARY 8, 1999

The Panthers announce they have signed Pavel Bure to a five-year contract extension, locking up rights to the "Russian Rocket" through the 2005-2006 season.

MARCH 3, 1999

Four games after returning from a strained right knee, Pavel Bure nets a hat trick on his first three shots against the Colorado Avalanche. But Bure is forced to leave the game when he re-injures his knee and the Cats blow a 5-0 lead by allowing seven unanswered goals. Peter Forsberg scores three goals and adds three assists as Colorado wins 7-5. Bure is out for the season, after undergoing arthroscopic surgery on March 5 and additional surgery on March 29 in Birmingham, Alabama, to repair an anterior cruciate ligament.

APRIL 17, 1999

The Panthers complete their first season at National Car Rental Center with a 6-2 home win over the Tampa Bay Lightning. Despite missing the playoffs for the second straight year, Florida improves by 15 points in the standings in its first season under Terry Murray.

JUNE 25, 1999

Longtime Panther Defenseman Gord Murphy is selected by the Atlanta Thrashers in the NHL Expansion Draft. The Panthers also make a deal with Atlanta, sending Johan Garpenlov, Herbert Vasiljevs, Daniel Tarnqvist and a 1999 sixth-round draft choice to the Thrashers for goaltender Trevor Kidd.

JUNE 26, 1999

The Panthers select 18-year-old right wing Denis Shvidki as their first selection (12th overall) in the 1999 NHL Entry Draft, in Boston. The Kharkov, Ukraine, native had just completed a 94-point season with Barrie (OHL).

JULY 12, 1999

The Panthers name Chuck Fletcher general manager of the Louisville affiliate. Fletcher will also remain assistant general manager of the Florida Panthers, under Bryan Murray.

JULY 22, 1999

Hall of Fame Broadcaster Jiggs McDonald is named radio play-by-play announcer for the Florida Panthers. McDonald will team with Randy Moller on Panthers radio broadcasts for flagship radio station WQAM (560 AM).

AUGUST 9, 1999

SportsChannel Florida and the Florida Panthers announce an agreement that extends the exclusive Panthers television rights to SportsChannel Florida through the 2010-2011 season.

AUGUST 25, 1999

The Panthers name Steve Dangerfield senior vice president.

SEPTEMBER 3, 1999

Veteran players report for Panthers training camp in Hull, Quebec.

SEPTEMBER 30, 1999

The Cats send original Panther Bill Lindsay to Calgary for Flames' Captain Todd Simpson, a rugged defenseman who would lead Florida with 202 penalty minutes on the season.

OCTOBER 2, 1999

The Florida Panthers open the season with a 4-3 victory over the Washington Capitals at National Car Rental Center. It is the second straight home season-opening win for the Cats

since moving to Sunrise. Pavel Bure scores the first of his team-record 58 goals in the contest, returning from major reconstructive knee surgery.

OCTOBER 12, 1999

Panthers Right Wing Pavel Bure records his 500th career NHL point, with an assist on Lance Pitlick's game-winning goal at Montreal. The Cats win 2-1.

NOVEMBER 15, 1999

The Panthers sign unrestricted free agent Forward Ray Sheppard, a playoff hero for Florida during the 1995-96 run to the Stanley Cup Finals. He is the second player in team history to return for a second tour of duty (Dallas Eakins).

NOVEMBER 19, 1999

Panthers Vice President and General Manager Bryan Murray sends goaltender Sean Burke and a fifth-round pick in the 2000 Entry Draft to Phoenix for goalie Mikhail Shtalenkov and the Coyotes' fourth-round pick in 2000.

DECEMBER 20, 1999

Panthers Right Wing Pavel Bure is named NHL Player of the Week, and celebrates by scoring a goal in his fifth straight game, establishing a new franchise record. Florida, however, falls 6-4 at home to Toronto.

DECEMBER 27, 1999

With an assist in his seventh straight game, Pavel Bure establishes another franchise record. His helper is part of a 6-1 victory at Tampa Bay.

JANUARY 1, 2000

The Panthers kick off the new millennium with a 7-5 home win over Tampa Bay. Pavel Bure ties a team record with four goals in the contest and equals his own franchise mark of three goals in a period. Mike Vernon notches his first victory in a Panthers uniform.

JANUARY 14, 2000

Original Panther and Florida captain Scott Mellanby records his 600th NHL point with a game-winning goal in a home win over Carolina, 5-1.

JANUARY 22, 2000

Pavel Bure scores his 300th NHL goal, setting a new team record for goals in a season (33) in the process. He also scores No. 301 with an overtime game-winner in a 4-3 home victory over Boston. It is also a new team record for game-winning goals in a season (8).

FEBRUARY 6, 2000

The Panthers are the highlight of the 2000 NHL All-Star Game at Air Canada Centre in Toronto. Pavel Bure wins game MVP honors with a hat trick and an assist. Center Viktor Kozlov leads all players with three assists and left wing Ray Whitney leads the North American team with a goal and an assist.

MARCH 1, 2000

Panthers Captain Scott Mellanby plays in his 1,000th NHL game. He leads the Cats by scoring the opening goal in Florida's 3-1 home victory over Toronto.

MARCH 3, 2000

Right Wing Pavel Bure's assist sets a new club record for points in a season (71), as the Panthers fall 4-2 at NY Rangers.

MARCH 10, 2000

The Panthers claim center Len Barrie off waivers from Los Angeles. Barrie, who played two games for the Cats during their inaugural season in 1993-94, becomes the third Panther ever and second this season to return to play for the Cats.

MARCH 11, 2000

Scott Mellanby plays in his 500th game as a Panther, recording an assist in a 5-2 home loss to Chicago.

MARCH 18, 2000

Pavel Bure sets franchise records with his fourth hat trick of the season and his sixth career Florida hat trick, in a 4-2 victory at NY Islanders.

MARCH 25, 2000

National Car Rental Center sees a National Hockey League record fall, as Pavel Bure scores a goal. Bure's tally breaks the NHL mark for goals by a brother combination in one season (89), topping the record set by Bobby and Dennis Hull in 1968-69. Pavel and his brother Valeri would combine for 93 goals on the season. The Cats beat Montreal 4-2.

APRIL 3, 2000

The Panthers' 5-2 home victory over New Jersey establishes a new franchise record for wins in a season (42).

APRIL 9, 2000

The Cats conclude their most successful season ever in terms of wins (43) and points in the standings (98).

APRIL 18, 2000

The first NHL playoff game at National Car Rental Center results in a 2-1 Panthers loss to eventual Stanley Cup winner New Jersey.

APRIL 20, 2000

The Panthers' season comes to an end, with a 4-1 home playoff loss to New Jersey. The Cats sold out both home playoff contests (19,250).

JUNE 24, 2000

Cats acquire Goaltender Roberto Luongo and Center Olli Jokinen from the New York Islanders, in exchange for Mark Parrish and Oleg Kvasha. The trade is the talk of the 2000 NHL Entry Draft in Calgary, Alberta. The Panthers make Russian defenseman Vladimir Sapozhnikov their first selection (58th overall) at the draft.



SEPTEMBER 8, 2000

Veterans report to training camp in Hull, Quebec for the second straight year.

OCTOBER 6, 2000

The Panthers open their eighth season with a 4-3 overtime home loss to Vancouver. It is Pavel Bure's first game against his old team and he notches a goal and an assist. The Cats get a point for the overtime loss.

OCTOBER 22, 2000

Rookie Goaltender Roberto Luongo gets his first shutout with Florida, before his first win, as the Cats tie the expansion Minnesota Wild 0-0 on the road in their first meeting. Luongo makes 20 saves in the shutout – the first of a team record five he would record on the season.

NOVEMBER 6, 2000

The Panthers sign veteran Left Wing Greg Adams and trade Defenseman Jaroslav Spacek to Chicago for Anders Eriksson, in a move designed to halt an early season slide.

DECEMBER 11, 2000

At a press conference in downtown Ft. Lauderdale, NHL Commissioner Gary Bettman announces that the Panthers will host the 2003 NHL All-Star Weekend at National Car Rental Center on Feb. 1-2, 2003.

DECEMBER 28, 2000

After a 6-18-7-5 start, caused in part by a rash of early injuries, Vice President and General Manager Bryan Murray and Head Coach Terry Murray are relieved of their duties. Duane Sutter becomes the Panthers' fifth head coach.

FEBRUARY 4, 2001

Right Wing Pavel Bure notches two assists as the Panthers' lone representative in the 2001 NHL All-Star Game in Denver, Colorado.

FEBRUARY 9, 2001

Original Panther Scott Mellanby is traded to playoff contender St. Louis in exchange for prospect David Morisset and a conditional draft choice. Only Paul Laus and Rob Niedermayer remain as original Panthers.

MARCH 13, 2001

The Panthers are active at the trade deadline, swapping Ray Whitney to Columbus for Kevyn Adams, and getting draft picks for Mike Sillinger and Todd Simpson.

APRIL 3, 2001

Pavel Bure's shorthanded goal against Roman Cechmanek gives the Russian Rocket 59 tallies on the season, breaking his own franchise record.

APRIL 7, 2001

Roberto Luongo caps an outstanding rookie season with a team record fifth shutout. His 25 saves ends his year with the second-highest save percentage ever for a rookie (.920). The 3-0 win over the NY Rangers closes Florida's third season at National Car Rental Center. Pavel Bure's 59 goals on the season wins him the Maurice Richard Trophy for the second straight season, making him the first NHL player to accomplish the feat.

JUNE 5, 2001

A group of eight primary investors, led by Alan P. Cohen, CEO of generic drug maker Andrx Corp., purchases the Panthers from Boca Resorts, Inc. The group of South Florida businessmen includes former NFL quarterback Bernie Kosar, auto magnates Al Maroone and Michael Maroone, Precision Response CEO David Epstein, advertising mogul Jordan Zimmerman and Andrx officials Steve Cohen and Dr. Elliott Hahn. H. Wayne Huizenga, the man who brought the NHL to South Florida, stays on as a minority partner.

JUNE 7, 2001

Head Coach Duane Sutter signs a multi-year deal to remain at the helm of the Panthers.

JUNE 23, 2001

The Panthers host the first day of the two-day NHL Entry Draft at National Car Rental Center. It is South Florida's first major NHL event since the Panthers brought the Stanley Cup Finals to Miami Arena in 1996. Florida is the first "Sun Belt" team to host the NHL Entry Draft. The Cats make Canadian center Stephen Weiss their first selection in the draft (fourth overall). The Panthers also create a buzz by trading original Panther Rob Niedermayer to Calgary for Valeri Bure and Jason Wiemer.

JUNE 24, 2001

The 2001 NHL Entry Draft concludes at National Car Rental Center. A total of 9,623 fans attend the event – the most ever for a U.S.-based Draft. The Panthers draft 12 players in all. The Panthers also announce that Paul Baxter has been named assistant coach.

JULY 25, 2001

The NHL Board of Governors approves the transfer of the Panthers from Boca Resorts, Inc. to the new local ownership group, headed by Alan Cohen, Bernie Kosar and David Epstein.

SEPTEMBER 3, 2001

The Panthers open their third straight rookie camp in Hull, Quebec.

SEPTEMBER 10, 2001

Main training camp opens in South Florida.

SEPTEMBER 22, 2001

The Panthers host "HockeyFest 2001" and NHL Breakout at National Car Rental Center, in preparation for the 2001-02 NHL season.

OCTOBER 4, 2001

Florida opens its ninth NHL season on the road at Philadelphia.

NOVEMBER 1, 2002

Panthers Left Wing Kristian Huselius is named NHL Rookie of the Month for October.

DECEMBER 3, 2001

Mike Keenan becomes the sixth head coach in Panthers history, replacing Duane Sutter. Chuck Fletcher takes over interim general manager duties.

JANUARY 16, 2002

All-Star Defenseman Sandis Ozolinsh becomes a Panther,

after being acquired from Carolina along with Byron Ritchie in exchange for Bret Hedican, Kevyn Adams, Tomas Malec and a draft pick. Ozolinsh makes his Panthers debut against Chicago.

JANUARY 18, 2002

Panthers Goaltender Roberto Luongo and Left Wing Kristian Huselius are selected for the NHL's inaugural YoungStars Game.

MARCH 18, 2002

The Pavel Bure era ends in South Florida, as the right wing is traded to the New York Rangers for Filip Novak, Igor Ulanov and draft picks.

APRIL 1, 2002

Left Wing Niklas Hagman is named NHL Rookie of the Month for March.

APRIL 3, 2002

19-year-old Center Stephen Weiss makes his NHL debut and scores a goal as the Panthers defeat Pittsburgh at home.

APRIL 16, 2002

The Panthers win the NHL Draft Lottery and will select first overall at the 2002 NHL Entry Draft. The Cats also sign first-round picks Stephen Weiss and Lukas Krajicek to entry-level contracts.

MAY 1, 2002

The NHL announces that Panthers Left Wing Kristian Huselius is a finalist for the Calder Memorial Trophy.

MAY 6, 2002

The American Hockey League approves the purchase of an AHL franchise by the Panthers and San Antonio Spurs of the NBA. The team, named the Rampage, will play at San Antonio's new SBC Arena.

MAY 10, 2002

Rick Dudley is named Panthers general manager.

MAY 31, 2002

John Torchetti is named head coach of Florida's AHL affiliate in San Antonio.

JUNE 22-23, 2002

The Panthers trade the number one pick and still select top-ranked prospect Jay Bouwmeester with the third overall selection in the 2002 NHL Entry Draft in Toronto. The Cats also get the right to trade first-round picks with Columbus in 2003. Florida also selects Petr Taticek with the ninth overall selection, and grabs Rob Globke and Gregory Campbell in the second and third rounds, respectively. Florida finishes the 2002 Entry Draft with six selections on Day Two.

JULY 11, 2002

Scott Luce is named Panthers director of amateur scouting

SEPTEMBER 14, 2002

HockeyFest 2002 kicks off the Panthers' Ten-Year-Anniversary Season at Office Depot Center.

OCTOBER 10, 2002

The Panthers open their tenth season against cross-state rival Tampa Bay at Office Depot Center.

JANUARY 29, 2003

NHL All-Star festivities begin in South Florida as the Stanley Cup arrives via boat on the Las Olas riverfront.

JANUARY 30, 2003

The NHL All-Star Block Party kicks off four days of activity at the Office Depot Center.

FEBRUARY 1, 2003

Jay Bouwmeester, Stephen Weiss and Niklas Hagman represent the Panthers and the Eastern Conference in the 2003 NHL YoungStars Game at the Office Depot Center. Weiss scores a goal and adds an assist and Bouwmeester chips in an assist. Olli Jokinen represents Florida in the 2003 All-Star Superskills Competition.



FEBRUARY 2, 2003

The Office Depot Center hosts the NHL All-Star Game, which visits South Florida for the first time. Olli Jokinen scores a goal and adds three assists in front of his home crowd in his All-Star debut. Sheryl Crow performs live in the Office Depot Center parking lot after the game.

FEBRUARY 6, 2003

Roberto Luongo stops 28 shots to become the club's all-time leader in shutouts (14), passing John Vanbiesbrouck.

FEBRUARY 18, 2003

Roberto Luongo makes 24 saves to record his sixth shutout of the season and sets a new Panthers single-season shutout record.

JUNE 13, 2003

Jay Bouwmeester is named to the NHL's All-Rookie Team.

SEPTEMBER 1, 2003

The Florida Panthers, incredibleICE and Arena Operating Company (AOC) join forces and become one single, united entity.

SEPTEMBER 18, 2003

Michael Yormark is named Office Depot Center and Florida Panthers Chief Operating Officer.

OCTOBER 10, 2003

Florida opens its 11th season against division rival Carolina at the Office Depot Center.

NOVEMBER 9, 2003

General Manager Rick Dudley becomes the seventh head coach in Panthers history, replacing Mike Keenan. Dudley continues his role as general manager. Steve Ludzik becomes an assistant coach.

JANUARY 8, 2004

Nathan Horton becomes the youngest player in NHL history to successfully attempt a penalty shot at 18 years, 224 days, beating Philadelphia Flyers Goalie Jeff Hackett.

FEBRUARY 7, 2004

Roberto Luongo represents the Panthers and the Eastern Conference in the 2004 All-Star Superskills Competition, winning the goaltending event.



FEBRUARY 8, 2004

Roberto Luongo participates in the NHL All-Star game, allowing just one goal on nine shots.

FEBRUARY 9, 2004

Assistant Coach John Torchetti becomes the eighth head coach in Panthers history. Rick Dudley continues his duties as general manager.

MARCH 2, 2004

Roberto Luongo makes 29 saves to record his seventh shut-out of the season, a new Panthers record.

MAY 2004

The NHL announces that Roberto Luongo is a finalist for the Vezina Trophy.

MAY 26, 2004

Mike Keenan named as the Panthers new general manager, replacing Rick Dudley. Jacques Martin becomes the ninth head coach in Panthers history, replacing John Torchetti.

JUNE 26, 2004

The Florida Panthers select Center Rostislav Olesz from the Czech Republic with the seventh overall pick of the 2004 NHL Entry Draft.

JUNE 7, 2005

The Office Depot Center, Florida Panthers and incredible ICE announce the formation of Sunrise Sports and Entertainment

(SSE). Sunrise Sports and Entertainment serves as an umbrella for all of its operating entities: the Office Depot Center, the Florida Panthers, incredible ICE, the Sinatra Theatre, SSE Publications, SSE Strategic Partnerships and SSE Business Development.

JUNE 20, 2005

The Panthers are awarded the 2005 "Stanley Cup of Business" from the Street & Smith's SportsBusiness Journal.

JULY 7, 2005

Sports Radio 560 WQAM signs a two-year contract with the Panthers to retain radio rights.

JULY 22, 2005

The NHL's Board of Governors ratifies the terms of a six-year Collective Bargaining Agreement negotiated with the NHL Players' Association, ending a 310-day work stoppage.

JULY 30, 2005

Florida selects Left Wing Kenndal McArdle with 20th Overall Pick in the 2005 NHL Entry Draft. The Panthers acquired the pick after trading their 29th overall selection and a second round pick in the 2006 draft to the Philadelphia Flyers.

AUGUST 1, 2005

The Panthers ink free agent NHL All-Star veterans Joe Nieuwendyk and Gary Roberts to two-year contracts. Nieuwendyk and Roberts bring a combined four Stanley Cup rings to the Panthers as well as over 2,000 games played.

AUGUST 2, 2005

NHL Veteran Martin Gelinas signs a two-year contract, adding another player with over 1,000 games played to the club. Gelinas also brings to the club Stanley Cup experience, appearing with four teams and winning a Cup with Edmonton.

AUGUST 17, 2005

Rostislav Olesz, the top pick from 2004 NHL Entry Draft, signs three-year entry-level contract with the Panthers.

AUGUST 22, 2005

Panthers announce a one-year affiliation agreement with the Florida Everblades of the ECHL.

AUGUST 31, 2005

The Panthers announce an agreement with the Buffalo Sabres to place Panthers prospects with Buffalo's American Hockey League affiliate, the Rochester Americans.

SEPTEMBER 6, 2005

In a joint press conference, Sunrise Sports & Entertainment and BankAtlantic announce a new naming rights agreement for the home of the Panthers, the BankAtlantic Center.

OCTOBER 5, 2005

The Panthers open their 12th NHL season against Southeast Division rival Atlanta.

OCTOBER 7, 2005

For the first time in their history, the Panthers record back-to-back shutouts to open the season. Oct. 5, the Cats shutout Atlanta 2-0, and on Oct. 7 the Cats shut out Tampa Bay 2-0.

OCTOBER 20, 2005

The Panthers set a new franchise record with 28 shots on goal in the second period versus the Washington Capitals.

NOVEMBER 19, 2005

Gary Roberts records his 400th career NHL goal against the New York Islanders.

NOVEMBER 25, 2005

Olli Jokinen records his first career NHL hat trick versus the Pittsburgh Penguins.

DECEMBER 13, 2005

Nathan Horton records his first career NHL hat trick, becoming the youngest Panther ever to accomplish this feat (20 years old).

FEBRUARY 14-27, 2006

Six Cats represented the Panthers at the 2006 Torino Winter Olympic Games with Olli Jokinen (Finland) collecting a Silver Medal and Rostislav Olesz (Czech Republic) collecting a Bronze Medal. Jacques Martin (Canada), Jay Bouwmeester (Canada), Roberto Luongo (Canada) and Jozef Stumpel (Slovakia) also were selected to represent their respective countries at the Olympics.

MARCH 20, 2006

Olli Jokinen scores his fourth overtime goal of the season, tying an NHL record for overtime goals in one season since the five-minute overtime period was adopted.

APRIL 13, 2006

Against Ottawa, Roberto Luongo sets a franchise record with his 107th victory in a Panther uniform surpassing the mark of 106 set by John Vanbiesbrouck.

MAY 11, 2006

The Panthers host the first "Cats Cookout" at the BankAtlantic Center. The event features players, food, and drinks, and allows fans to purchase season tickets for the upcoming season.

JUNE 23, 2006

The Cats send G Roberto Luongo and D Lukas Krajicek to Vancouver in exchange for RW Todd Bertuzzi, G Alex Auld and D Bryan Allen.

JUNE 24, 2006

The Panthers select Center Michael Frolik with the 10th overall pick in the 2006 NHL Entry Draft.

SEPTEMBER 3, 2006

Head Coach Jacques Martin becomes the new general manager following the resignation of Mike Keenan. Martin continues his role as head coach becoming the only person in the NHL to hold both positions at the same time.

SEPTEMBER 23, 2006

The Panthers and New York Rangers play an exhibition game in San Juan, Puerto Rico marking the first time an NHL game is played in the Caribbean.

OCTOBER 6, 2006

Florida opens its 13th season. Alex Auld records his first win as a Panther as Florida defeats Boston 8-3 in front of a sold-out BankAtlantic Center crowd. Todd Bertuzzi records four points (1-3-4) in his first game setting a record for most points by a Panthers player in his debut game.

OCTOBER 28, 2006

The Florida Panthers enter a shootout with the NY Islanders that lasts 10 rounds, the longest shootout in franchise history.

OCTOBER 20, 2006

Florida defeats Philadelphia at the BankAtlantic Center to improve to 4-0 at home to open the season. The 4-0 start ties the Cats record set during the 1995-96 season. Also on that night, Olli Jokinen scored the GWG setting a new Cats record with his 24th GWG as a member of the Panthers.

NOVEMBER 2, 2006

Florida Panthers head coach Jacques Martin posts the 450th win of his career, the 13th coach to ever reach that mark.

NOVEMBER 16, 2007

Olli Jokinen records a hat trick, the second of his career in a 5-1 win over Montreal.

DECEMBER 29, 2007

A Panthers franchise record 19,772 fans pack the BankAtlantic Center to watch Florida defeat Montreal 3-1.

JANUARY 10, 2007

Olli Jokinen records his second hat trick of the season and third overall in a 5-2 victory over the Pittsburgh Penguins.

JANUARY 13, 2007

Stephen Weiss records his first career NHL hat trick in a 7-3 victory over the Washington Capitals. Weiss' hat trick becomes the second consecutive at home by a Florida Panther. Florida also records a franchise-high 54 shots on goal in the win.

JANUARY 16, 2007

The Florida Panthers franchise plays their 1000th regular season game versus the Carolina Hurricanes.

JANUARY 26, 2007

The Panthers announce the hiring of Randy Sexton as the team's new assistant general manager.

FEBRUARY 13, 2007

Ed Belfour records his 76th career shutout to tie Tony Esposito for eighth on the NHL's all-time shutouts list at Montreal.

FEBRUARY 27, 2007

Olli Jokinen records his third hat trick of the season in a 6-5 shootout win over Washington.

MARCH 3, 2007

GM/Head Coach Jacques Martin coaches in his 1000th career NHL game against Tampa Bay.

MARCH 6, 2007

Stephen Weiss becomes the youngest Panther in franchise history to wear the "A" on his sweater when he takes the ice in Atlanta.

MARCH 17, 2007

Olli Jokinen records a franchise record six points (2-4-6) in one game on March 17 in an 8-5 win over the NY Islanders.

MARCH 22, 2007

Chris Gratton plays in his 1000th career NHL game against Ottawa.

MARCH 27, 2007

Ed Belfour sets a new Panthers record playing in his 27th consecutive game in net.

APRIL 7, 2007

Martin Gelinis scores his 300th career NHL goal against Carolina.

APRIL 26, 2007

The Florida Panthers announce the hiring of former Panther Joe Nieuwendyk as the team's new special assistant to the general manager.

JUNE 21, 2007

The Panthers ink Nathan Horton to the longest contract at the time in franchise history, signing him to a six-year deal.

JUNE 22, 2007

Florida again pulls off a blockbuster trade at the NHL Entry Draft acquiring G Tomas Vokoun from Nashville in exchange for three draft picks. Florida also selects D Keaton Ellerby with the 10th overall pick at the 2007 NHL Entry Draft.

JULY 1, 2007

The Panthers are active on the first day of free agency signing Radek Dvorak, Brett McLean and Richard Zednik.

JULY 16, 2007

The Florida Panthers announce that the team's games will now be heard on 790 The Ticket. Also, radio play-by-play announcer Steve Goldstein becomes the team's new television play-by-play voice on FSN Florida.

JULY 28, 2007

The Panthers host a reunion game at the BankAtlantic Center for the "Year of the Rat", the 1996 Panthers that won the Eastern Conference Championship. At the reunion the Panthers unveil their new jerseys for the upcoming season.

OCTOBER 4, 2007

Florida opens its 14th season. Brett McLean scores a goal in his first game as a Panther but the Cats fall to the NY Rangers in Madison Square Garden 5-2.

OCTOBER 24, 2007

Panthers Captain Olli Jokinen sets two new franchise records as he records two goals against Philadelphia to record his 355th point and 158th goal as a Panther.



Panthers head coach Jacques Martin

sets a new franchise record with his 84th coaching victory as Cats bench boss in a 2-1 shootout win over Washington.

FEBRUARY 5, 2008

Florida sets a franchise record for largest margin of victory as well as most goals ever scored in a road game as they defeat Toronto at the Air Canada Center 8-0 behind a Richard Zednik hat-trick.

MARCH 2, 2008

Panthers Craig Anderson sets a modern day NHL record by stopping 53 shots in a 1-0 shutout, the most saves ever recorded in an NHL shutout.

MARCH 4, 2008

The Panthers and Craig Anderson set an NHL record by recording their second consecutive 1-0 road shutout. Anderson records his second consecutive shutout and his 93 combined saves in two games sets an NHL record.

MARCH 16, 2008

Florida ties two franchise records by recording their seventh consecutive victory and fifth consecutive home victory in a 3-1 win over Atlanta.

APRIL 4, 2008

Florida sets a new franchise record by winning their 19th road game of the season in a 4-3 win at Carolina.

MAY 16, 2008

The Panthers announce that Jacques Martin has agreed to a contract extension to remain solely as the team's General Manager through the 2011-12 season.

JUNE 13, 2008

The Panthers officially announce Peter DeBoer as the franchise's 10th head coach in team history.

JUNE 19, 2008

The Panthers announce they have agreed to a full affiliation with the Rochester Americans of the American Hockey League. For the past three seasons Florida had split its affiliation with Buffalo.

JUNE 20, 2008

Florida acquires defensemen Keith Ballard and Nick Boynton as well as a second round pick from the Phoenix Coyotes in exchange for the Panthers Olli Jokinen.

JUNE 30, 2008

Florida announces they have signed RW Rostislav Olesz to a franchise record-tying six-year contract.

SEPTEMBER 2, 2008

Florida acquires D Bryan McCabe and a fourth-round pick from Toronto in exchange for D Mike Van Ryn

SEPTEMBER 9, 2008

Florida announces they have signed D Keith Ballard to a six-year contract extension beginning with the 2009-10 season.

OCTOBER 11, 2008

Peter DeBoer earns his first NHL head coaching victory a 3-2 win over Atlanta, a day after making his coaching debut at Carolina. Michael Frolik makes his NHL debut.

NOVEMBER 2, 2008

Jay Bouwmeester played his 400th career NHL game at Atlanta.

MARCH 7, 2009

With his hat trick in Florida's 5-3 win against the St. Louis Blues, David Booth became the fourth Panthers player to record two hat tricks in a season.

MARCH 28, 2009

Cory Stillman recorded his 250th career NHL goal at Dallas. Radek Dvorak records his 500th career NHL point with an assist at Dallas.

APRIL 11, 2009

With his two goal effort in Florida's 7-4 win over Washington, David Booth became the sixth player in Panthers history to score at least 30 goals in a season.

MAY 6, 2009

Panthers announce the restructuring of hockey club's broadcast teams. Steve Goldstein will continue the television play-by-play with Bill Lindsay joining him as color analyst, and Randy Moller will be calling the Panthers radio broadcasters with 790 The Ticket.

MAY 15, 2009

The Panthers announced that they are to open their 2009 Training Camp in Port Hawkesbury, Nova Scotia, where they will play their first pre-season game against Ottawa on Tuesday, Sep. 15 in Halifax.

JUNE 1, 2009

Jacques Martin accepts head coaching position with the Montreal Canadiens. Alternate Governor Bill Torrey is selected to lead the search for the club's new general manager.

JUNE 19, 2009

The Panthers acquire veteran center Steven Reinprecht from the Phoenix Coyotes in exchange for prospect Stefan Meyer. Reinprecht then signs a three-year deal with the team.

JUNE 26, 2009

Florida drafts Russian defenseman Dmitry Kulikov with their first-round pick (#14 overall) at the 2009 draft, held in Montreal.

JUNE 27, 2009

Florida trades former first-round pick Jay Bouwmeester to Calgary for defenseman Jordan Leopold and a third-round pick in the 2009 draft.

JULY 1, 2009

The Panthers re-sign dynamic forward David Booth to a six-year extension and Radek Dvorak to a two-year deal and sign goaltender Scott Clemmensen (3-years) and defenseman Ville Koistinen (2-years).

AUGUST 31, 2009

Robb Tallas is hired as the club's goaltending consultant.

SEPTEMBER 13, 2009

The Panthers open the 2009 training camp in Port Hawkesbury.

SEPTEMBER 23, 2009

Bryan McCabe is named the sixth captain in franchise history.



OCTOBER 2, 2009

Randy Sexton is named the Panthers' new General Manager and the eighth in franchise history.

NOVEMBER 6, 2009

Bryan McCabe plays in his 1,000th career NHL game against the Washington Capitals.

NOVEMBER 16, 2009

Sunrise Sports & Entertainment announces that Cliff Viner and Stu Siegel assume the roles of Co-Managing Partners of SSE, the Florida Panthers and the BankAtlantic Center. Under the new ownership structure, Viner is the club's Chairman and Alternate Governor, while Siegel is the Chief Executive Officer and NHL Governor.

NOVEMBER 23, 2009

Radek Dvorak plays in his 500th game as a Panther in a loss at Pittsburgh. Dvorak becomes the seventh player in franchise history to appear in 500 games with the team.

DECEMBER 7, 2009

Radek Dvorak plays in his 1,000th NHL game against the Edmonton Oilers.

FEBRUARY 16-28, 2010

Goaltender Tomas Vokoun (Czech Republic) and defenseman Dennis Seidenberg (Germany) represent their countries at the 2010 Winter Olympics in Vancouver, British Columbia.

MARCH 9, 2010

The Panthers collect the 500th victory in franchise history in a 3-2 shootout win over the Minnesota Wild. They also set a new franchise low for shots against in a single game (including overtime) by holding the Wild to just 11 shots.

MARCH 20, 2010

The Panthers unveil their new Den Of Honor prior to a game against the Buffalo Sabres. The Den of Honor commemorates key figures and events in team history as well as the growth of youth and high school hockey in South Florida. Notable

Panthers alumni including Brian Skrudland, Scott Mellanby, Bill Lindsay and Paul Laus appear at the Den's opening.

MARCH 21, 2010

Stephen Weiss scores his 100th NHL goal in a 5-2 win over the Tampa Bay Lightning.

APRIL 10, 2010

Bryan McCabe records his 1,000th NHL point with an assist in a 4-3 loss against the Tampa Bay Lightning.

MAY 17, 2010

The Panthers hire Dale Tallon as the ninth General Manager in franchise history.

JUNE 8, 2010

The Panthers announce that, beginning with the 2010-11 NHL season, all radio broadcasts will move from ESPN Radio 790 The Ticket to 560 WQAM, which had served as the team's radio partner from 1993-2007.

JUNE 22, 2010

The Panthers trade centers Nathan Horton and Gregory Campbell to the Boston Bruins in exchange for defenseman Dennis Wideman and two Draft picks, including the Bruins' first round pick in the 2010 NHL Entry Draft (15th overall).

JUNE 25, 2010

Florida trades defenseman Keith Ballard and right wing Victor Oreskovich to the Vancouver Canucks in exchange for right wings Michael Grabner and Steve Bernier and the Canucks' first round selection in the 2010 NHL Entry Draft (25th overall).

JUNE 25, 2010

The Panthers own three selections in the first round of the 2010 NHL Entry Draft, held at the Staples Center in Los Angeles. With their first pick (#3 overall) they select defenseman Erik Gudbranson. They also select center Nick Bjugstad (#19 overall) and left wing Quinton Howden (#25 overall) in the first round. They make 13 selections over the two day period.

JULY 23, 2010

Cliff Viner takes over as General Partner, Chairman & CEO of the Florida Panthers Hockey Club and the BankAtlantic Center. Viner is now solely responsible for all decisions as it relates to SSE and all of its operating entities.

OCTOBER 23, 2010

The Panthers honor former President Bill Torrey by raising his jersey to the rafters. Florida goes onto win the game 4-3 over the New York Islanders.

NOVEMBER 3, 2010

The Panthers post a franchise record 55 shots on goal against Atlanta at the BankAtlantic Center. Two nights later they record 50 shots on goal against Carolina. The 105 shots was the highest two-game total in the NHL since the New York Rangers posted 107 shots in two games in 1994.

NOVEMBER 12, 2010

Radek Dvorak becomes the franchise's all-time games played leader when he takes to the ice against Minnesota for his 574th game as a Panther, passing Robert Svehla. Dvorak finishes with 613 games before being traded to Atlanta at the trade deadline.



FEBRUARY 3, 2011

Cory Stillman becomes the 262nd player in NHL history to skate in 1,000 career games when he skates against Philadelphia at the BankAtlantic Center.

APRIL 9, 2011

The Panthers play in their 49th one-goal game of the season, a 1-0 victory over Washington to end the 2010-11 campaign. It's the most one-goal games (excluding ties) in franchise history, surpassing the 47 games in 2007-08.

JUNE 1, 2011

The Panthers hire former Portland Pirates (AHL) coach Kevin Dineen as the franchise's new head coach.

JUNE 25, 2011

The Panthers acquire All-Star defenseman Brian Campbell from the Chicago Blackhawks in exchange for Rostislav Olesz at the NHL Draft in Minnesota. Florida uses their first round pick (3rd overall) on Memorial Cup MVP Jonathan Huberdeau (Saint John) earlier that night and goes on to select 10 players overall. The Panthers cap off the momentous night when they unveil their new red home jerseys with the announcement of Huberdeau as their selection.

JULY 1, 2011

GM Dale Tallon is very active on the first day of free agency, signing Sean Bergenheim, Tomas Fleischmann, Marcel Goc, Ed Jovanovski, Jose Theodore, Scottie Upshall, and Nolan Yonkman while acquiring Kris Versteeg from the Flyers.

JULY 8, 2011

The Panthers host an introductory press conference to introduce the new players signed in free agency or acquired via trade over a week span at the end of June and beginning of July. The players present include Matt Bradley, Brian Campbell, Tomas Fleischmann, Ed Jovanovski, Tomas Kopecky, Jose Theodore, Scottie Upshall, Kris Versteeg and Nolan Yonkman.

NOVEMBER 10, 2011

The Panthers make their first trip to Winnipeg since 1996 and come away victorious, 5-2. Kris Versteeg tallies his first career hat trick and the only one of the season for the Panthers.

NOVEMBER 21, 2011

The Panthers find themselves down three goals after the first period against the New Jersey Devils. The Comeback Cats then proceed to score two goals in the second and two more in the third to get their largest regulation comeback in franchise history.

JANUARY 16, 2012

Forward Stephen Weiss becomes the franchise's all-time leader in assists when he records his 232nd against Boston.

FEBRUARY 23, 2012

Stephen Weiss becomes the franchise's all-time leader in games played when he takes the ice against Minnesota for his 614th game. Weiss finishes the season with 637 games played.



FEBRUARY 26, 2012

The Panthers jump out to a big lead against Toronto from the onset behind goals by Marcel Goc and Mike Santorelli. The quick 2-0 lead just 2:21 into the game is the fastest two goals in an away game in franchise history.

MARCH 11, 2012

After a 2-0 victory against the Hurricanes, the Panthers stand atop the Southeast Division at the latest point in franchise history. The previous best was March 10th, 2000.

MARCH 23, 2012

Defenseman Jason Garrison sets a franchise record for goals by a blueliner with his 16th against Edmonton.

APRIL 7, 2012

After a 12 year playoff drought spanning 10 seasons, the Panthers finally get the monkey off their back as they defeat the Hurricanes 4-1 to clinch their first Southeast Division crown.

APRIL 15, 2012

The Panthers win their first playoff game since April 17, 1997. Forward Stephen Weiss scores two goals in his playoff debut and Goalie Jose Theodore stops 23 shots to defeat the Devils, 4-2 in Game Two at the BankAtlantic Center



Dubuque (USHL) with the 23rd overall selection in Pittsburgh. Florida makes five selections overall.

SEPTEMBER 10, 2012

Sunrise Sports & Entertainment and BB&T announce a new 10-year naming rights agreement for the home of the Panthers, the BB&T Center.

JANUARY 12, 2013

The NHL Players Association accepts the NHL's collective bargaining proposal, putting an end to the 113-day labor dispute that reduced the league's season from 82 to 48 games. The NHL season kicks off January 19.

JANUARY 16, 2013

Defenseman Ed Jovanovski named captain of the Panthers. The 17-year veteran became the seventh captain in franchise history.

JANUARY 19, 2013

The Panthers defeat the Carolina Hurricanes 5-1 in their season opening game at BB&T Center. Rookie Jonathan Huberdeau opens the game's scoring with his first career goal on his first career shot. He posts three points in his NHL debut.



FEBRUARY 26, 2013

Right Wing Tomas Kopecky netted his first career hat trick, recording four points (3-1-4) in a 6-4 win vs Pittsburgh.

MARCH 5, 2013

Jonathan Huberdeau became the first Panther to score on two penalty shots in a season, and the first rookie to do so since David Vyborny (2000-01).

MARCH 1, 2013

Jonathan Huberdeau was named NHL's Rookie of the Month. He recorded nine points (6-3-9) in 13 games leading all rookies in goal scoring with six goals.

MARCH 5, 2013

Markstrom won his first career home game with a 4-1 victory vs. Winnipeg. He faced 31 shots (30 saves), posting a .968 SV%.

JUNE 15, 2013

Jonathan Huberdeau wins the Calder Trophy selected as the rookie most proficient in his first year of competition in the NHL. Huberdeau becomes the first Panther to win the award.



JUNE 30, 2013

The Panthers select Aleksander Barkov with the second overall pick in the 2013 NHL Entry Draft.



SEPTEMBER 27, 2013

A change in the team's ownership is announced as Vincent Viola assumes the role of Principal Owner, Chairman & Governor of the Florida Panthers, with Doug Cifu being named Vice Chairman, Partner & Alternate Governor.



OCTOBER 3, 2013

Aleksander Barkov makes his NHL debut in Florida's season opening game against the Dallas Stars. The rookie scores his first NHL goal in the Panthers 4-2 win. At just 18 years, 31 days His first career tally makes him the youngest player to score a goal in an NHL game in 70 years.

NOVEMBER 8, 2013

The Panthers hire San Antonio Rampage head coach, Peter Horachek as Interim Head Coach, replacing Kevin Dineen. John Madden and Brian Skrudland also named assistant coaches.

JANUARY 7, 2014

Two Cats represented the Panthers at the 2014 Sochi Winter Olympic Games. Aleksander Barkov (Finland) became the youngest Panther in franchise history to become an Olympian, collecting a bronze medal. Tomas Kopecky (Slovakia) made his second Olympic appearance after participating in the 2010 Vancouver Olympics as well.

MARCH 3, 2014

The Florida Panthers and SSE announce Rory Babich as the new President & CEO of the Florida Panthers and BB&T Center.

MARCH 4, 2014

Roberto Luongo returns to South Florida after the Cats make a trade with the Vancouver Canucks in which the Panthers acquire Luongo and Steven Anthony in exchange for Jacob Markstrom and Shawn Matthias.



MARCH 7, 2014

In a triumphant return to Sunrise, Roberto Luongo earns a 2-0 shutout against the Buffalo Sabres in his first game back in a Panthers sweater. Luongo made 25 saves and extended his franchise leading shutout record in the victory.

APRIL 15, 2014

The Panthers win the 2014 Draft Lottery securing the first overall pick at the NHL Entry Draft for the first time since 1994. Vice President of Hockey Operations & Special Projects, Travis Viola represented the Panthers.

JUNE 21, 2014

The Panthers hire former Columbus Blue Jackets coach Gerard Gallant as head coach. Gallant won two QMJHL Championships (2011 & 2012) and one Memorial Cup (2011) as head coach of the Saint John Sea Dogs, where he coached Jonathan Huberdeau and was named QMJHL and Canadian Hockey League Coach of the year twice (2010 & 2011).

JUNE 27, 2014

The Panthers select Aaron Ekblad, first overall in the 2014 NHL Entry Draft, making him their second (first overall) draft choice by Florida in franchise's history, and the first defenseman taken first overall in eight years.



JULY 1, 2014

Panthers GM Dale Tallon makes a splash in the first day of Free Agency signing Dave Bolland, Jussi Jokinen, Derek MacKenzie, Willie Mitchell, Al Montoya and Shawn Thornton.

SEPTEMBER 3, 2014

The Panthers sign their 2014 first overall pick Aaron Ekblad to an entry-level contract.

OCTOBER 6, 2014

On the Panthers' team building trip in Upstate New York, Willie Mitchell is named the eighth Captain in franchise history at the top of Mt. Thorne. Dave Bolland, Brian Campbell, Derek MacKenzie and Scottie Upshall are named Assistants.

OCTOBER 17, 2014

With a 1-0 victory over the Buffalo Sabres, Gerard Gallant earns his first win as Head Coach of the Panthers. Roberto Luongo earned the shutout to pass Patrick Roy for 13th all-time on the NHL shutout list (67).

NOVEMBER 1, 2014

Aaron Ekblad scores his first NHL goal in the Panthers 2-1 victory over the Philadelphia Flyers at BB&T Center. Ekblad's first career goal set a new team record, ranking him as the youngest defenseman in franchise history to score a goal.

DECEMBER 16, 2014

Nick Bjugstad scores the game-winner in a NHL record-setting 20-round shootout to lead the Panthers to a 2-1 victory. The Panthers' shootout victory makes history in length, amount of scorers and amount of saves. The six Panthers scorers in the shootout, Jussi Jokinen, Dave Bolland, Derek MacKenzie, Sean Bergenheim, Dylan Olsen and Nick Bjugstad make the Cats the first team in history to have six scorers in a shootout. Roberto Luongo stopped 15 of the 20 shooters in the shootout, marking the most saves made by a goaltender in a shootout in NHL history.

JANUARY 4, 2015

With an assist, Aaron Ekblad earns his 21st point of the season, passing Ed Jovanovski for first all-time in points among Panthers rookie defensemen.

JANUARY 25, 2015

Aaron Ekblad and Roberto Luongo represent the Florida Panthers at the NHL All-Star Game at Nationwide Arena in Columbus, Ohio. Ekblad, the youngest player in the All-Star Game, records four points in his All-Star debut, tying a franchise record for points in an All-Star Game. Luongo makes his fourth All-Star Game appearance, second with Florida.

FEBRUARY 6, 2015

The Florida Panthers announce Peter Luukko as the new Executive Chairman of the Florida Panthers and BB&T Center.

FEBRUARY 26, 2015

The Florida Panthers acquire Jaromir Jagr from the New Jersey Devils in exchange for a 2015 second round pick. The future Hall of Famer is the active leader in games played, goals, assists, points and shots.

FEBRUARY 28, 2015

Jaromir Jagr makes his Panthers debut in the club's 5-3 victory over the Buffalo Sabres.



MARCH 19, 2015

Jaromir Jagr records his 718th career goal in the Panthers 3-1 victory over the Detroit Red Wings. The goal puts Jagr at fifth on the all-time goals list, passing Phil Esposito.

MARCH 21, 2015

In his 600th NHL game, Shawn Thornton becomes just the third player in history to play 600 games in both the NHL and AHL, while becoming the first to play 600 games in the AHL prior to reaching the NHL milestone.



APRIL 2, 2015

In the Panthers 6-1 victory over the Carolina Hurricanes, Roberto Luongo turned aside 32 of 33 shots to earn his 400th career win, becoming only the 11th goaltender in history to do so.

APRIL 9, 2015

Notching two points, including his 1,800th career point in the Panthers 4-2 win over the Boston Bruins, Jaromir Jagr passes Ron Francis for fourth all-time in points.

APRIL 11, 2015

Topping the New Jersey Devils 3-2 in the final game of the season, the Panthers finish 2014-15 as the league's most improved team. The Cats' 91 points marks a 25-point improvement over their 2013-14 performance.

JUNE 26, 2015

For the second time, the Panthers host the 2015 NHL Draft at BB&T Center. In front of the hometown crowd, the Panthers select Lawson Crouse of the Kingston Frontenacs with the 11th overall pick.

JULY 1, 2015

The Florida Panthers acquire Reilly Smith and Marc Savard from the Boston Bruins in exchange for Jimmy Hayes.

JULY 15, 2015

The Panthers sign their 2015 first-round pick, Lawson Crouse to an entry-level contract.

JULY 29, 2015

The Panthers and 1210 ESPN Deportes announce that all 2015-16 home games will be available in Spanish via radio. Arley Londoño will serve as the official Spanish-language play-by-play announcer of the Panthers, while Octavio Sequera will serve as analyst and color commentator.

AUGUST 12, 2015

After being named Miami New Times Best Sportscaster of 2015 for his colorful radio-play-by-play, the Panthers and FOX Sports announce that "Red Deer" Randy Moller will join the FOX Sports broadcast team as Television Analyst.

AUGUST 20, 2015

The Panthers announce that Doug Plagens will be the new voice of the team's radio-play-by-play on the newly formed Florida Panthers Radio Network.

SEPTEMBER 8, 2015

JetBlue and the Florida Panthers partner with Cure and the Dominican Republic Ministry of Tourism to visit Santo Domingo for a hospital visit and youth hockey clinic, marking the fifth consecutive offseason that the Panthers have extended their outreach in the community to the Caribbean. Among those who participate are forward Vincent Trocheck and television analyst Randy Moller.

AUGUST 24, 2015

The Panthers participate in a four-team, three-day rookie tournament hosted by the Tampa Bay Lightning at Germain Arena in Estero, Fla. The Nashville Predators and Washington Capitals prospects join Florida and Tampa Bay in the

tournament.

SEPTEMBER 15, 2015

The Panthers and Eastern Airlines unveil a customized 737-700 charter plane to serve as the main transport of the team for the upcoming season.

SEPTEMBER 17, 2015

The Panthers re-sign 2013 Rookie of the Year Jonathan Huberdeau to a two-year contract. Huberdeau finished the 2014-15 season as the team's leading scorer, while setting personal bests in goals (15), assists (39), points (54) and games played (79).

SEPTEMBER 22, 2015

The South Florida Sports Hall of Fame announces that former Panthers goaltender John Vanbiesbrouck (1993-98), will be inducted alongside seven other South Florida sports stars including former Miami Dolphins great Zach Thomas and "Mr. Marlin" Jeff Conine of the Florida Marlins.

OCTOBER 1, 2015

Original Panther Bill Lindsay joins Doug Plagens on the Panthers Radio Network as color analyst for all Panthers home games.

OCTOBER 10, 2015

The Panthers open the 2015-16 season to a sell-out crowd of 19,434 at the BB&T Center as they defeat the Philadelphia Flyers 7-1. Vincent Trocheck leads the way with four points (1-3-4), including the game's opening goal. Trocheck, Nick Bjugstad, Reilly Smith and Jussi Jokinen set a modern day record for the fastest four goals to open a season in the game's opening 6:46. The four goals also set a new franchise record for fastest four goals to start a game. Both in their first season opener with Florida, Smith and Jaromir Jagr each record two goals.

OCTOBER 27, 2015

In a 4-1 win over Colorado, Roberto Luongo reaches sole possession of ninth all-time in wins, passing Grant Fuhr with his 404th career victory.

DECEMBER 20, 2015

The Panthers win their fifth consecutive game defeating the Vancouver Canucks in a 5-4 shootout win. Jaromir Jagr is the second Panther to score in the game, recording his 732nd career goal to pass Marcel Dionne for sole possession of fourth all-time in goals.

DECEMBER 29, 2015

Florida defeats the Montreal Canadiens 3-1 at the BB&T Center to tie a franchise record for with seven consecutive wins. The win over Montreal closes out the most successful month in franchise history, as the Panthers finished with an 11-3-0 record and tallied a league-leading 22 points. In the month of December, Aleksander Barkov led the team with 13 points, while he, Aaron Ekblad and Reilly Smith each scored five goals. The Panthers entered the month 11th in the Eastern Conference and sixth in the Atlantic Division and completed December second in the East and first in the Atlantic.

JANUARY 1, 2016

The Panthers begin the new year announcing a multi-year

extension for General Manager Dale Tallon and name Portland Pirates head coach Tom Rowe the club's new Associate General Manager.

JANUARY 2, 2016

Following the news of Dale Tallon's extension, the Panthers extend Head Coach Gerard Gallant to a multi-year deal. The same day, the NHL announces that Panthers forward Jaromir Jagr has been named the Captain of the Atlantic Division team for the 2016 NHL All-Star Game. The honor for Jagr marks his 13th career All-Star Game selection.

JANUARY 3, 2016

Jaromir Jagr scores twice to lead the Panthers to their franchise record seventh consecutive home win in a 2-1 win over the Minnesota Wild. The win is Florida's ninth consecutive victory overall.

JANUARY 6, 2016

Head Coach Gerard Gallant, defenseman Aaron Ekblad and goaltender Roberto Luongo join forward Jaromir Jagr in being named to the 2016 NHL All-Star Game in Nashville. Gallant is the only the second Panthers coach to be named to an All-Star Game, following Doug MacLean (1996, 1997). Ekblad and Luongo are named to the All-Star Game for the second consecutive season. Florida's four are the most to represent the Panthers at a single All-Star Game in history.



Florida's 2-1 win in Edmonton marks a franchise record 12th consecutive victory. The team's 12-game winning streak began with a 5-1 win on Dec. 15 in Brooklyn against the New York Islanders. During the streak the Panthers set franchise records for consecutive wins (12), home wins (7) and road wins (6).

JANUARY 22, 2016

Roberto Luongo and the Panthers shut out the reigning Stanley Cup Champion Chicago Blackhawks 3-0 at the BB&T Center. Luongo's 27 saves earned him sole possession of 11th all-time in shutouts (71) passing Lorne Chabot and Harry Lumley.

JANUARY 23, 2016

The Panthers top the reigning Eastern Conference Champion Tampa Bay Lightning 3-1 only 24 hours after defeating the defending Stanley Cup Champion Chicago Blackhawks 3-0. With the two wins, the Cats become the first team since the 1990-91 Calgary Flames to defeat the previous season's Stanley Cup finalists in consecutive nights.

JANUARY 26, 2016

In the midst of a breakout season, the Panthers extend center Aleksander Barkov to a six-year contract. 38 games into the season, Barkov has recorded 30 points (12-18-30) and recorded 14 points (6-8-14) during Florida's 12-game winning streak.

FEBRUARY 4, 2016

Both Jaromir Jagr and Roberto Luongo make history in Florida's 6-3 win over the Detroit Red Wings. Jagr becomes only the sixth player in NHL history to record 1,100 assists, while Luongo makes 36 saves to earn his 424th career win and pass Tony Esposito for seventh all-time. Luongo also collects a franchise-best ninth consecutive home win in the victory.

FEBRUARY 8, 2016

The NHL names Vincent Trocheck third star of the week for the week ending February 7. Trocheck recorded six points (3-3-6) in three games during the week.

FEBRUARY 20, 2016

In a 3-1 win over the Winnipeg Jets, Jaromir Jagr once again makes NHL history. Scoring Florida's first goal, Jagr records his 741st career goal, tying Brett Hull for third all-time. Jagr strikes again with the Panthers third goal of the game, passing Hull and claiming third all-time for himself with his 742nd career goal.

FEBRUARY 22, 2016

The NHL names Jaromir Jagr first star of the week for the week ending February 21. During the week Jagr scored three goals in three games and became the 10th player in NHL history to appear in a game at age 44, celebrating his birthday on Feb. 15 in a 2-1 shootout win vs. Pittsburgh.

FEBRUARY 27, 2016

The Panthers pounce before the trade deadline acquiring forward Jiri Hudler from the Calgary Flames in exchange for a 2016 second round draft pick and a 2018 fourth round pick. The Panthers then acquired defenseman Jakob Kindl from the Detroit Red Wings for a 2017 sixth round pick and ended their trade activity for the day acquiring forward Teddy Purcell from the Edmonton Oilers in exchange for a 2016 third round pick.

FEBRUARY 28, 2016

Head Coach Gerard Gallant is named an assistant coach for Team North America at the 2016 World Cup of Hockey.

MARCH 3, 2016

Earning an assist on an Erik Gudbranson goal in a 3-2 loss at Colorado, Jaromir Jagr registers his 1,850th career point tying "Mr. Hockey" Gordie Howe for third all-time in points.

MARCH 7, 2016

With an assist on Aleksander Barkov's 20th goal of the season vs. Boston, Jaromir Jagr passes Gordie Howe with his 1,851st career point, claiming sole possession of third all-time on the NHL points list. Jagr also played in his 1,613th NHL game that night, passing Ray Bourque for ninth all-time in career games played. Despite overcoming a three-goal deficit, Florida fell 5-4 in overtime.

MARCH 14, 2016

The NHL names Vincent Trocheck second star of the week for

the week ending March 13. Trocheck recorded six points (1-5-6) in three games during the week to earn a star of the week honors for the second time of the season.

APRIL 2, 2016

With a 4-3 win over Montreal at the BB&T Center, the Panthers surpass their franchise record for wins in a season set in 1999-00, after registering their 44th victory of 2015-16.

APRIL 3, 2016

With Boston's 6-4 loss to Chicago, the Panthers clinch a playoff berth for the 2016 Stanley Cup Playoffs.

APRIL 4, 2016

With a 4-3 win over Toronto at the Air Canada Centre, the Panthers reach 98 points, surpassing the 97-point franchise record set in 1999-00. The win is the 700th in franchise history.

APRIL 5, 2016

Brian Campbell plays in his 1,000th NHL game as the Cats defeat Montreal 4-1 at the Bell Centre. The game also marks Campbell's 374th consecutive game with Florida, marking a new franchise record for consecutive games played. With the win and a Tampa Bay Lightning loss to the New York Rangers, the Panthers clinch the Atlantic Division, marking the second time in franchise history that Cats have won a division title. Florida reaches the 100 point mark for the first time in franchise history.

APRIL 9, 2016

The Panthers name Matt Caldwell President and CEO of Sunrise Sports and Entertainment.

With a 5-2 win to close out the 2015-16 season, Roberto Luongo earns his 35th win of the season, tying his own franchise record for wins in a season set in 2005-06. The Panthers finish the season with new franchise records for wins (47) and points (103).

APRIL 14, 2016

The Cats kick off the 2016 Stanley Cup Playoffs with game one of the Eastern Conference quarterfinals against the New York Islanders. Florida falls 5-4 in game one.

APRIL 15, 2016

The Panthers get their first win of the postseason and their first since April 21, 2012, topping the Islanders 3-1. Roberto Luongo makes 41 saves to earn first star of the game honors.

APRIL 17, 2016

Reilly Smith becomes the first Panthers player to record three consecutive multi-point games in the playoffs after he posted three points (1-2-3) in Florida 4-3 overtime loss to the Islanders in game three of the 2016 Eastern Conference quarterfinals.

APRIL 30, 2016

Center Aleksander Barkov is named a finalist for the 2016 Lady Byng Memorial Trophy joining Boston's Loui Eriksson and Los Angeles' Anze Kopitar.

MAY 1, 2016

Forward Jaromir Jagr is named a finalist for the 2016 Bill Masterton Memorial Trophy joining Pittsburgh Penguins forward

Pascal Dupuis and New York Rangers forward Mats Zuccarello.

MAY 5, 2016

The ageless wonder Jaromir Jagr re-signs with Florida for another season after leading the team with 66 points (27-39-66) in 79 games. The very same day, head coach Gerard Gallant is named a finalist for the 2016 Jack Adams Trophy joining Dallas' Lindy Ruff and Washington's Barry Trotz.

MAY 16, 2016

The Panthers announce that executive vice president and general manager Dale Tallon has been promoted to President of Hockey Operations, and that associate general manager Tom Rowe has been promoted to general manager. Rowe becomes the 10th general manager in franchise history. Eric Joyce and Steve Werier are named assistant general managers.

MAY 23, 2016


The Panthers announce an American Hockey League affiliation with Springfield Hockey, LLC following the company's purchase and relocation of the Portland Pirates. The team will play their home games at the MassMutual Center in Springfield, Mass. Panthers Assistant GM Eric Joyce will serve as Springfield's General Manager.

MAY 25, 2016

The Panthers make their first trade of the offseason acquiring forward Jared McCann, a 2016 second round pick (33rd overall) and a 2016 fourth round pick (94th overall) from Vancouver in exchange for defenseman Erik Gudbranson and a 2016 fifth round pick (previously acquired from the New York Islanders).

JUNE 2, 2016

A new era in Sunrise begins as the Panthers reveal their new logo, as well as their new uniforms at an unveil party at the BB&T Center. Owners Vinnie Viola and Doug Cifu are joined onstage by John Viola, who assisted in designing the new look. Panthers players Aaron Ekblad, Steven Kampfer, Shawn Thornton and Vincent Trocheck model the new uniforms and are joined by Panthers alumni Radek Dvorak, Olli Jokinen Ed Jovanovski and Bill Lindsay. The new shield logo displays a more stoic and mature Panther at the center with "Panthers" written across the shield for home uniforms and "Florida" written across for the roads. The new logo borrows inspiration from the 101st Airborne Division. Replacing the leaping cat, the new shield marks the first major change to the team's primary logo since the inception of the team in 1993. Other changes include a new secondary logo with a prowling Panther over a stylized Florida state flag. A tertiary logo includes a modernized version of the leaping cat and will be worn on the player's helmets.



BB&T Center. Fullerton previously served as Director of Arena Operations.

JUNE 7, 2016

The Panthers announce that Dave Barr will join the team's coaching staff as Associate Coach for the upcoming season and that Scott Allen will serve as an Assistant Coach.

JUNE 15, 2016

The Panthers new AHL affiliate in Springfield, Mass., announces that the team will be called the Springfield Thunderbirds.

JUNE 16, 2016

Panthers pro scout Peter Mahovich is named Special Advisor to Ownership.

JUNE 17, 2016

The Panthers announce that Jason Bukala and Toby O'Brien are the team's new Co-Directors of Amateur Scouting and that Al Tuer will be the team's new head pro scout. Bukala spent the previous five seasons as Florida's assistant head amateur scout, while Tuer spent the previous six seasons as a pro scout for the Panthers.

JUNE 20, 2016

The Panthers acquire the negotiating rights for pending unrestricted free agent defenseman Keith Yandle from the New York Rangers in exchange for a 2016 sixth round pick and a conditional 2017 draft pick.

JUNE 22, 2016

Jaromir Jagr is awarded the Bill Masterton Memorial Trophy at the 2016 NHL Awards in Las Vegas. Jagr is the first Panther to receive this honor. Gerard Gallant finished second in voting for the Jack Adams Award, while Aleksander Barkov finished second in voting for the Lady Byng.

JUNE 24, 2016

Florida has a busy first day of the 2016 NHL Draft in Buffalo as All-Star defenseman Keith Yandle officially becomes a Panther, signing a seven-year contract with the club. With their first round pick, the Cats select Finnish center Henrik Borgstrom 23rd overall. Borgstrom is committed to the University of Denver.

JUNE 25, 2016

Early into day two of the 2016 NHL Draft the Panthers acquire defenseman Mark Pysyk, a 2016 second round pick (38th overall) and 2016 third round pick (89th overall) from Buffalo in exchange for defenseman Dmitry Kulikov and Florida's 2016 second round pick (33rd overall), previously acquired from Vancouver. With the two picks acquired from Buffalo the Panthers select forward Adam Mascherin (38th) and defenseman Linus Nassen (89th overall). The Panthers also select defenseman Riley Stillman in the fourth round (114th overall) on the second day of the draft. Riley, an alum of the Jr. Panthers is the son of former Panthers winger Cory Stillman.

JULY 1, 2016

On the first day of free agency Florida is one of the busiest teams in the league, locking up All-Star defenseman Aaron Ekblad to an eight year contract extension. The Cats also announce the signings of goaltender James Reimer to a

five-year contract, forwards Colton Sceviour and Jonathan Marchessault to two-year contracts and defenseman Ian McCoshen to a three-year, entry-level contract.

JULY 2, 2016

The Panthers continue to add to their blueline signing free-agent defenseman Jason Demers to a five-year contract.

JULY 3, 2016

The Panthers re-sign both center Vincent Trocheck to a six-year contract and forward Reilly Smith to a five-year contract. Trocheck finished the 2015-16 season with a career-high 25 goals, 28 assists and 53 points in 76 games. Smith finished the season with a career-high 25 goals and 50 points in 82 games.

JULY 6, 2016

Florida continues their summer of signings as they extend veteran center Derek MacKenzie to a two-year contract extension.

JULY 20, 2016

The Panthers continue their partnership with their flagship radio partner CBS RADIO's 560 WQAM, signing a multi-year contract extension.

AUG. 25, 2016

The Panthers acquire a 2017 3rd round pick and a 2018 2nd round pick from the Arizona Coyotes in exchange for forwards Dave Bolland and Lawson Crouse.

SEPT. 7, 2016

The Panthers announce that they have signed F Jonathan Huberdeau to a six-year contract extension.

OCTOBER 8, 2016

The Panthers host the New Jersey Devils at West Point for their final 2016 preseason game. Tate Rink is the host site for the game as it marks the first NHL game played at the U.S. Military Academy. Florida won the game 4-2.

OCTOBER 9, 2016

At West Point, the Panthers name Derek MacKenzie the ninth team captain in franchise history. Aaron Ekblad and Jussi Jokinen are named the club's alternate captains. Rowe becomes coach

NOVEMBER 28, 2016

Head Coach Gerard Gallant is relieved of his duties after a 9-9-1 start to the season. GM Tom Rowe is named interim head coach.

DECEMBER 20, 2016

Jaromir Jagr records three assists in Florida's 4-3 shootout win over the Buffalo Sabres. Jagr's three assists tie him with Mark Messier for second all-time in NHL scoring with 1,887 career points.

DECEMBER 22, 2016

Two days after tying Mark Messier for second all-time in points, Jagr passes the Hall of Famer with an assist against the Boston Bruins at 13:20 of the third period. Aleksander Barkov records the goal on the play. The game is stopped as Jagr is presented a gold stick from the Panthers organization by captain Derek MacKenzie to honor his monumental achievement. Video messages from Hall of Famers including Messier and Wayne Gretzky are played to congratulate Jagr.



JANUARY 9, 2017

Roberto Luongo made 28 saves on 28 shots in Florida's 3-0 win over the New Jersey Devils at Prudential Center to earn his 448th career win and pass Terry Sawchuk for fifth all-time in league history for wins. His shutout performance marked the 73rd of his NHL career.

JANUARY 27, 2017

The NHL names Jaromir Jagr to the League's centennial list of 100 greatest players of all-time. Panthers television color analyst and Hockey Hall of Famer Denis Potvin is named to the list as well.

JANUARY 29, 2017

Representing the Atlantic Division and the Panthers, Cats forward Vincent Trocheck suits up in his first career NHL All-Star Game. At the Staples Center in Los Angeles, Calif., Trocheck participates in the fastest skater competition at the NHL All-Star Skills Competition the day before.

FEBRUARY 18, 2017

The Panthers top the Los Angeles 3-2 at the Staples Center to win their first game in LA since Nov. 27, 2002. Jonathan Huberdeau, Jussi Jokinen and Aleksander Barkov light the lamp for the Cats in the win.

FEBRUARY 20, 2017

Vincent Trocheck scores with five seconds remaining in the third period to win the game for the Panthers with a 2-1 final over the St. Louis Blues at Scottrade Center. With the win the Panthers complete a franchise-best road trip with five consecutive wins. On the trip the Panthers top Nashville, San Jose, Anaheim, Los Angeles and St. Louis.

MARCH 25, 2017

In the biggest margin of victory in a home game in franchise history, as well as the largest shutout victory in franchise history, the Panthers pounce on the Blackhawks with a 7-0 win. James Reimer plays a perfect game, making 25 saves to earn his first shutout with the Panthers. Jonathan Marchessault explodes with a natural hat trick, earning his first career three-goal game and becoming the first Panther to score a hat trick on BB&T Center ice since Feb. 26, 2013 (Tomas Kopecky) and the first to post a natural hat trick since Oct. 30, 2009 (Steve Reinprecht).

APRIL 3, 2017

Jonathan Marchessault becomes the first Panther since David Booth (2008-09) to record 30 goals in a season as he nets his 30th tally of 2016-17 against the Montreal Canadiens. His 30 goals are the most he has amassed at any level in his professional career.

APRIL 8, 2017

Shawn Thornton plays his final NHL game in Florida's 3-0 win over the Buffalo Sabres at BB&T Center. The veteran forward is voted first star of the game by the local media as his teammates stay on the ice to congratulate him on the honor and a successful career. Following the game, Thornton tosses his skates into his nearby wastebasket. The skates are later auctioned off for his Foundation for \$2,500.

APRIL 9, 2017

24 hours after posting a 3-0 shutout over the Buffalo Sabres in Sunrise, James Reimer registers another shutout with a 2-0 win over the Washington Capitals at Verizon Center. Reimer's two shutouts in two days made him the first goaltender in franchise history to accomplish the feat.

APRIL 10, 2017

President of Hockey Operations Dale Tallon is re-named General Manager of the Panthers. Tom Rowe is relieved of his duties as Interim Head Coach/General Manager and is named Special Advisor to the General Manager.

JUNE 1, 2017

Tallon makes his first move as reinstated GM as he signs Liiga's leading scorer, Henrik Haapala of Tampere Tappara and Panthers 2016 sixth round pick Maxim Mamin of CSKA Moscow (KHL). Haapala posted 60 points (15-45-60) in 51 games en route to a second consecutive Liiga Championship. Mamin, a former KHL rookie of the year finished the 2016-17 campaign with career-highs in goals (12), assists (13) and points (25).

JUNE 12, 2017

Bob Boughner is named the 15th head coach in franchise history. The 46-year old former NHL defenseman previously served as assistant coach of the San Jose Sharks (2015-17) and Columbus Blue Jackets (2010-11). Owner and President of the Windsor Spitfires (OHL), Boughner won two consecutive Memorial Cups (2009, 2010) and coach of the year titles (2007-08, 2008-09).

JUNE 14, 2017

Former Panthers captain Bryan McCabe is promoted from his position of director of player development to director of player personnel.

JUNE 21, 2017

The Vegas Golden Knights announce their selections from the 2017 Expansion Draft. Vegas selects forward Jonathan Marchessault as the Panthers trade forward Reilly Smith to the new franchise and receive a 2018 fourth round pick in return.

JUNE 22, 2017

Dale Tallon announces that Hockey Hall of Fame defenseman Chris Pronger is named the Panthers new Senior Advisor to the President of Hockey Operations. The former Stanley Cup champion and league MVP will work alongside Tallon after spending the previous three seasons working for the NHL Department of Player Safety.

JUNE 23, 2017

On the first day of the 2017 NHL Draft, the Panthers select right wing Owen Tippett with the 10th overall pick. Tippett led the Mississauga Steelheads of the Ontario Hockey League with 44 goals and 75 points in 2016-17. Prior to the Draft, former New York Islanders Head Coach Jack Capuano is announced as the Panthers new associate coach.

JUNE 24, 2017

On day two of the NHL Draft, the Panthers select forward Aleksii Heponiemi (Swift Current, WHL) in the second round, defenseman Max Gildon (USNTDP) in the third round, defenseman Tyler Inamoto (USNTDP) in the fifth round and forward Sebastian Repo (Tampere, Liiga) in the sixth round. The same day the Panthers announce former Kingston Frontenacs Head Coach Paul McFarland as the club's new assistant coach.

JUNE 27, 2017

The Panthers begin the on-ice sessions of their annual Development Camp at the Panthers IceDen in Coral Springs. All five of Florida's 2017 draft picks are present.

JULY 1, 2017

On the first day of Free Agency, Dale Tallon and his team are aggressive, signing 2007 Panthers third round pick and KHL standout Evgenii Dadonov, veteran goal scorer Radim Vrbata and hardnosed forward Micheal Haley. Aside from adding new players, the Panthers re-sign defenseman Alex Petrovic to a one-year contract before announcing the buy out of forward Jussi Jokinen. Florida also signs five players to two-way contracts, including former Cats 2010 second round pick Connor Brickley.

SEPTEMBER 10, 2017

Panthers players, staff and their families travel north to Boston as Hurricane Irma makes landfall in South Florida. In an effort to support the South Florida community in the wake of the storm, the Cats and Vice President, Business Operations, Shawn Thornton team up with the Boston Bruins, as well as the Boston Red Sox and Tampa Bay Rays prior to their afternoon game at Fenway Park to collect donations.

SEPTEMBER 17, 2017

On the third day of training camp for the Panthers, the club acquires forward Jamie McGinn from the Arizona Coyotes in exchange for defenseman Jason Demers.

OCTOBER 7, 2017

In the second game of a home-and-home series with their intrastate rivals the Tampa Bay Lightning to start the season, the Panthers play their game on home ice. With three goals in the third period, the Panthers top the Lightning for their first win of the 17-18 campaign.

OCTOBER 17, 2017

The Panthers 2017 first round pick, Owen Tippett makes his NHL debut in Philadelphia. The Cats fall 5-1 to the Flyers.

OCTOBER 26, 2017

Radim Vrbata scores his fifth career hat trick in Florida's 8-3 win over the Anaheim Ducks at BB&T Center. Rookie Owen Tippett scores his first NHL goal in the win.

NOVEMBER 10, 2017

Roberto Luongo earns his 455th NHL win in the Panthers 4-1 victory over the Buffalo Sabres at KeyBank Center. The win propels Luongo past Curtis Joseph for fourth on the NHL's all-time goaltending wins list.

NOVEMBER 27, 2017

Roberto Luongo makes history again as he registers his 200th win in a Panthers uniform as the Cats top the Devils 3-2 at Prudential Center. With the victory, Luongo joins Patrick Roy as only the second goaltender in NHL history to post 200 wins with two different franchises.

JANUARY 23, 2018

In a rough-and-tumble game at the American Airlines Center in Dallas, the Panthers and Stars combine for 138 PIM. Micheal Haley logs 39 PIMs, breaking a franchise record for PIM in a single game held by Joey Tetarenko (37 PIM) since Jan. 19, 2002.

JANUARY 28, 2018

Aleksander Barkov plays in his first NHL All-Star Game advancing to the final game with the Atlantic Division team.

JANUARY 30, 2018

In Florida's first game after the All-Star break, the club tops the New York Islanders 4-1 at Barclays Center. Goaltender Harri Sateri earns his first win filling in for the injured Roberto Luongo and James Reimer. The win is the first of four consecutive wins for Sateri. Including the win in New York, the Panthers win seven in a stretch of eight games.

FEBRUARY 12, 2018

In a high scoring affair at Rogers Place, the Panthers defeat the Edmonton Oilers 7-5 following a third period hat trick from Vincent Trocheck. The hat trick marks the first of his NHL career, as he becomes the first Panther to post a hat trick in a single period since Steven Reinprecht (Oct. 30, 2009) and the first to post a hat trick in the game's third period since Pavel Bure (Jan. 1, 2000). The Panthers and Oilers also make history as Evgenii Dadonov and Edmonton's Leon Draisaitl score on

penalty shots, marking the first time in NHL history both teams had a successful penalty shot attempt in a single game.

FEBRUARY 14, 2018

Following the tragic events at Marjory Stoneman Douglas High School in Parkland, Fla., the Panthers in the midst of a Western Canadian road trip defeat the Vancouver Canucks 4-1 at Rogers Arena. Following the game, Captain Derek MacKenzie makes mention to the media that the win was dedicated "to everybody back home".

FEBRUARY 16, 2018

Roberto Luongo returns to the crease for Florida after missing 27 games due to injury as the Panthers defeat the Calgary Flames 6-3 at Scotiabank Saddledome. The Panthers uniform now displays a patch on their jersey sleeves emblazoned "MSD" and a helmet sticker with the Stoneman Douglas High School logo. The Cats continue to wear both until the season's end.

FEBRUARY 22, 2018

In Florida's first home game since the tragedy at Marjory Stoneman Douglas High School, Roberto Luongo addresses the BB&T Center crowd following an emotional pregame ceremony to honor the victims of the tragedy. Luongo's passionate speech becomes a defining moment of the Panthers season as the Cats defeat the Washington Capitals 3-2, beginning a franchise record eight-game home winning streak.

FEBRUARY 24, 2018

Evgenii Dadonov completes his first NHL hat trick, scoring the game-winning goal in Florida's dramatic 6-5 victory over the Pittsburgh Penguins at BB&T Center.

MARCH 6, 2018

In Florida's final match-up of the season against the Tampa Bay Lightning, Nick Bjugstad scores a goal in each regulation period to notch his first NHL hat trick. The Panthers force the game into overtime but fall 5-4. Bjugstad becomes the fourth Panther to post a hat trick on the season, marking the first time a Panthers team has had four different players produce a hat trick since the 2009-10 season.

MARCH 29, 2018

After signing with Florida three days earlier, Henrik Borgstrom makes his NHL debut in Florida's 3-2 overtime loss to the Ottawa Senators at Canadian Tire Centre.



APRIL 5, 2018

Roberto Luongo plays in his 1,000th NHL game, becoming only the third goaltender in history to reach the milestone. Luongo forgoes a pregame celebration in order to focus on the Panthers current win streak and push for the playoffs. The Cats top the Boston Bruins 3-2 at BB&T Center.

APRIL 7, 2018

Despite an afternoon Philadelphia Flyers victory over the New York Rangers to mathematically eliminate Florida from playoff contention, the Panthers win their final home game of the season 4-3 against the Buffalo Sabres, earning their 27th home win of the season. The win sets a new franchise record for wins at home, surpassing the previous record of 26 home wins set in 1999-00.

APRIL 8, 2018

Florida defeats Boston 4-2 at TD Garden to complete the season. Henrik Borgstrom's first NHL goal opens the game's scoring as the Panthers conclude their season with the second-most wins in a season in franchise history. They are only the second team in NHL history to miss the postseason despite posting 96 points. The Cats own a 25-8-2 record after the All-Star break, owning the League's most wins and while tying for the most points in the NHL over that span.

APRIL 20, 2018

Aleksander Barkov is named a finalist for the 2017-18 Lady Byng Memorial Trophy. It is the second time in three seasons he has been named a finalist for the award.

APRIL 21, 2018

Roberto Luongo is named a finalist for the 2017-18 Bill Masterton Memorial Trophy. It is his first finalist nomination for the award in his career.

MAY 3, 2018

Florida Panthers founding President and hockey icon Bill Torrey passes away at age 83. Serving as the team's Special Advisor to the General Manager & Alternate Governor, the Hockey Hall of Famer leaves behind a tremendous legacy including four Stanley Cup Championships as General Manager of the New York Islanders. Mr. Torrey spends 25 years with the Panthers organization and was originally named the team's first President on April 19, 1993.

JUNE 15, 2018

At a media conference held at Esplanade Park in downtown Fort Lauderdale, the Panthers officially unveil their 25th Anniversary logo. Ownership John Viola, President & CEO Matthew Caldwell, Senior Vice President Shawn Thornton and Vice President of Broadcasting & Alumni Randy Moller are on hand for the event. The unveiling is part of a celebration to begin the Panthers silver anniversary.

JUNE 19, 2018

The Panthers acquire perennial 20-plus goal scorer Mike Hoffman and a 2018 seventh round draft pick from the San Jose Sharks in exchange for the Cats' 2018 fourth round pick (via Vegas), 2018 fifth rounder and 2019 second round pick. It was announced that Hoffman was acquired by San Jose just two hours prior to the trade to Florida.

JUNE 22, 2018

With the 15th pick in the first round of the 2018 NHL Draft, the Panthers select Grigori Denisenko from Loko Yaroslavl of the Russian junior league, the MHL. The 17-year old, Russian-born winger is the first player to be selected 15th overall in franchise history and the first Russian-born first rounder selected by Florida since 2009 (Dmitry Kulikov).

SEPTEMBER 17, 2018

President of Hockey Operations & GM Dale Tallon announces that Panthers All-Star centerman Aleksander Barkov has been named the 10th captain in franchise history. As Barkov meets with the media, former captain Derek MacKenzie, in a class display of respect, hands Barkov his new captain's jersey and congratulates him on the honor.



SEPTEMBER 19, 2018

Following the announcement of Aleksander Barkov being named the new captain of the Panthers, the club's new formal leadership group is completed as the reins of the team are officially handed over to the core of the team. Aaron Ekblad, Jonathan Huberdeau, Vincent Trocheck and Keith Yandle are named alternate captains. Trocheck and Yandle serve as alternate captains for all home games, while Huberdeau and Ekblad serve as alternate captains for all road games.

OCTOBER 13, 2018

The Panthers host the Vancouver Canucks as they celebrate Roberto Luongo's achievement of playing 1,000 NHL games with a pregame ceremony. Luongo played his 1,000th NHL game on April 5, 2018 vs. Boston.

NOVEMBER 2, 2018

The Cats prevail over the Winnipeg Jets with a 4-2 victory at Hartwall Arena in Helsinki, Finland to close out the NHL Global Series. The Cats score on the power play three times and goaltender Roberto Luongo returns to the lineup from injury to post his first win of the season.

NOVEMBER 11, 2018

With an assist vs. Ottawa, Keith Yandle posts his seventh consecutive game with a point and sets the Panthers franchise point streak record for a defenseman.

NOVEMBER 15, 2018

With an assist against Columbus, Mike Hoffman records his 14th consecutive game with point to surpass Pavel Bure's franchise record 13-game point streak set in 1999-00.

NOVEMBER 19, 2018

In a 7-5 victory over the Ottawa Senators, Juho Lammikko registered four assists, setting a franchise record for assists by a rookie in a single game.

NOVEMBER 21, 2018

In Florida's 7-3 loss to Tampa Bay, Mike Hoffman scores his 10th goal of the season and sets a franchise record for consecutive games with a point, posting a 17-game point streak. Hoffman's

goal also marks the 10th consecutive game that the Panthers score a power play goal, setting a new franchise record.

DECEMBER 3, 2018

The NHL names Jonathan Huberdeau 'Third Star of the Week', for the week ending Dec. 2 after leading the NHL with nine points (1-8-9) in four games.

DECEMBER 15, 2018

Captain Aleksander Barkov completes his first NHL hat trick in overtime to defeat the Toronto Maple Leafs 4-3 at BB&T Center. Barkov becomes the first Panthers player in franchise history to complete a hat trick in OT.

JANUARY 19, 2019

In a 4-2 victory against the Nashville Predators Aaron Ekblad scores his 62nd career goal to surpass Robert Svehla and become the franchise leader for goals scored by a defenseman.

JANUARY 26, 2019

Keith Yandle represents the Panthers at the 2019 NHL All-Star Game at SAP Center in San Jose.

FEBRUARY 1, 2019

Owning a 20-21-8 record as they approach their 50th game of the season, President of Hockey Operations & GM Dale Tallon makes the first move in a step towards an aggressive offseason for the Panthers. Cats forwards Nick Bjugstad and Jared McCann are traded to the Pittsburgh Penguins for forwards Derick Brassard and Riley Sheahan, as well as a 2019 second round draft pick and two 2019 fourth round draft picks.

FEBRUARY 10, 2019

Entering the game in relief of James Reimer, Roberto Luongo officially plays his 1,030th NHL game to surpass Patrick Roy for sole possession of the second-most games played by a goaltender in NHL history.

FEBRUARY 25, 2019

With a 4-3 overtime victory over the Colorado Avalanche at Pepsi Center, Roberto Luongo registers his 485th career win to surpass Ed Belfour for third all-time in goaltending wins and cementing his place with Martin Brodeur and Patrick Roy among the top-three in NHL history for goaltenders in games played and wins.

FEBRUARY 26, 2019

In a 4-3 shootout loss to the Arizona Coyotes at Gila River Arena, Keith Yandle plays in his 777th consecutive NHL game, marking the fifth-longest "iron man streak" in NHL history. Rookie Riley Stillman makes his NHL debut with the Panthers at Gila River Arena against the Arizona Coyotes. He and his father, former Panthers forward Cory Stillman become the first father-son duo in franchise history to have played a game for the Panthers.

MARCH 8, 2019

In the Panthers 6-2 win over the Minnesota Wild, rookie goaltender Sam Montembeault makes 25 saves to secure his first NHL win. Mike Matheson and MacKenzie Weegar each tally twice for the Cats, marking the first time in franchise history two defensemen have had multi-goal games in the same outing.

MARCH 10, 2019

Panthers rookies Josh Brown and Dryden Hunt each score their first NHL goals in Florida's 6-1 win over the Detroit Red Wings at BB&T Center. They are the third pair of Cats rookies to each post their first NHL goals in the same game.

MARCH 11, 2019

Jonathan Huberdeau is named the NHL's first star of the week after posting nine points and a plus-six rating over four games.

MARCH 16, 2019

In a 4-3 win in Los Angeles, Mike Hoffman scores his 33rd goal of the season, marking the most-ever scored by a Panthers player in his first year with the franchise.

MARCH 17, 2019

With a two-assist performance in Anaheim against the Ducks, Jonathan Huberdeau surpasses Viktor Kozlov's single-season franchise mark for assists (53).

MARCH 21, 2019

Keith Yandle breaks both the Panthers franchise record for single-season points by a defenseman (topping Robert Svehla's 57 notched in 1995-96), but also sets a new franchise mark for single-season power-play points (surpassing Olli Jokinen's 37 PPP in 2005-06).

MARCH 30, 2019

In Florida's 4-1 win over the Boston Bruins at TD Garden, Jonathan Huberdeau records his 232nd career assist, surpassing Olli Jokinen for sole possession of second in franchise history for assists.

April 6, 2019

In Florida's regular season finale, Aleksander Barkov scores his 35th goal of the season to reach 95 points, breaking Pavel Bure's 94-point season franchise record set in 1999-00. Barkov adds an assist in the game to set the Panthers new single-season franchise record at 96 points. Jonathan Huberdeau put together a two-point game as well, setting the franchise record for single-season assists at 62.

APRIL 7, 2019

The Panthers relieve Bob Boughner of his duties as head coach.

APRIL 8, 2019

2019 President of Hockey Operations & General Manager Dale Tallon announces the hiring of Joel Quenneville as the new head coach of the Florida Panthers.

APRIL 16, 2019

Florida Panthers Owner & Governor Vincent J. Viola announces that the Florida Panthers organization's commitment to privately finance the restoration and revitalization of the historic War Memorial Auditorium in Fort Lauderdale. The War Memorial Auditorium restoration project includes two indoor ice rinks and a concert venue capable of accommodating approximately 3,000 people for concerts, conventions and other live events.

JUNE 4, 2019

Mike Kitchen, Andrew Brunette and former Panthers captain Derek MacKenzie are named assistant coaches.

JUNE 19, 2019

At the 2019 NHL Awards, Aleksander Barkov is named the recipient of the Lady Byng Memorial Trophy. The youngest European-born player in NHL history to receive the honor (23 yrs), Barkov is the second Panther in franchise history to receive the Byng, joining Brian Campbell in 2011-12.

JUNE 21, 2019

With the 13th overall selection in the first round of the 2019 NHL Draft, the Panthers select goaltender Spencer Knight of the United States National Team Development Program. Knight, the unanimous no.1 ranked goaltender in the Draft becomes the first netminder ever selected in the first round by Florida in franchise history.

JUNE 26, 2019

After 19 seasons, 11 with the Panthers, franchise goaltender Roberto Luongo announces his retirement from the National Hockey League. He makes the announcement via social media before posting an open letter to the fans on the Panthers official website. Luongo leaves the game standing at second all-time in games played by a goaltender (1,044) and third in wins (489), while owning a multitude of Panthers franchise records including wins (230), shutouts (38) and saves (16,068).

JULY 1, 2019

The Panthers make the biggest splash in free agency as they land four players. Headlined by arguably the largest free signing in Panthers franchise history, the Cats ink two-time Vezina trophy winning goaltender Sergei Bobrovsky to a seven-year contract. The 30-year-old, All-Star netminder is joined by veteran defenseman Anton Stralman, 2018 Stanley Cup Champion forward Brett Connolly and forward Noel Acciari fresh off of a 2019 Stanley Cup Final appearance with Boston.

JULY 29, 2019

Longtime Television Color Analyst Denis Potvin announces his retirement from broadcasting. An original member of the Panthers broadcast team since 1993, Potvin served as a TV analyst for the Cats for 21 years.

JULY 30, 2019

Randy Moller is named the Panthers Television Color Analyst. 'Red Deer' joins Steve 'Goldie' Goldstein in the TV booth for the 2019-20 season after spending the previous four seasons between the benches as a Television Analyst for the Panthers broadcasts.

AUG. 12, 2019

The Florida Panthers announce they will retire Roberto Luongo's #1 jersey on March 7, 2020 marking the first Panthers player in franchise history to have their number retired.

SEPTEMBER 18, 2019

The Panthers face the Montreal Canadiens in Bathurst, New Brunswick for the NHL's Kraft Hockeyville event. The Cats fall 4-3 to the Habs at K.C. Irving Regional Centre.

SEPTEMBER 21, 2019

The Panthers defeat the Dallas Stars 6-0 in their second consecutive year playing a preseason match-up at the BOK Center in Tulsa, Okla.

OCTOBER 5, 2019

The Panthers defeat the Tampa Bay Lightning 4-3 in the club's home opener of 2019-20. Mike Hoffman led the Cats with a hat trick, the first-ever home opening game hat trick in franchise history.

OCTOBER 20, 2019

Veteran free agent Brian Boyle signs a one-year contract with the Panthers.

NOVEMBER 12, 2019

After falling behind 4-0 to the Boston Bruins at TD Garden, the Panthers score four times in the third period before forcing the game into a shootout where they completed the rally 5-4 in the franchise's biggest comeback in history.



NOVEMBER 13, 2019

Following his retirement, the franchise's most iconic player joins the front office as Roberto Luongo is named a Special Advisor to the General Manager.

NOVEMBER 16, 2019

Head Coach Joel Quenneville earns his 900th NHL head coaching win in Florida's 4-3 victory over the New York Rangers at BB&T Center. In the game Jonathan Huberdeau posted three assists including his 250th career assist, surpassing Stephen Weiss' franchise record of 249 assists in a Panthers uniform.

NOVEMBER 21, 2019

A week removed from the club's most historic comeback in franchise history, the Cats do it again, this time on home ice. The Panthers overcome a four-goal deficit led by a two-goal effort from Aaron Ekblad and Brett Connolly. Ekblad posted three points in the game including an assist on the game-tying goal and the overtime game-winner.

NOVEMBER 30, 2019

In his first NHL start, goaltender Chris Driedger makes 27 saves and blanks the Nashville Predators 3-0 to earn the first win and shutout of his NHL career.

DECEMBER 16, 2019

Placed on a line with Jonathan Huberdeau and Vincent Trocheck, Noel Acciari explodes offensively with his first career hat trick, leading the Panthers to a 6-1 victory over the Ottawa Senators.

DECEMBER 20, 2019

In the Panthers 7-4 win over the Dallas Stars, Noel Acciari joins Pavel Bure as the only Panther to produce hat tricks in consecutive games, registering his second three-goal performance in as many games. Acciari's natural hat trick in the game's second period is completed with a shorthanded

penalty shot goal.

JANUARY 20, 2020

With the 419th and 420th point Jonathan Huberdeau ties and surpasses Olli Jokinen's franchise points record in Florida's 8-4 victory over the Toronto Maple Leafs at BB&T Center. The longtime Panther tied the record with a goal before becoming the franchise's new scoring leader with an assist on Mike Hoffman's power-play goal.



JANUARY 20, 2020

With six seconds remaining in Florida's match-up in Minnesota, Noel Acciari scores to secure a 5-4 win for the Panthers over the Wild. The win marked the franchise's first regulation victory in Minnesota since the Wild entered the NHL in 2000-01 and the first Panthers win in Minnesota since a 3-2 shootout win on March 9, 2010.

JANUARY 21, 2020

In Joel Quenneville's return to Chicago, Frank Vatrano leads the Cats with his first hat trick as a Panther extending the team's winning streak to a season-high six games.

JANUARY 24, 2020

The NHL announces that the All-Star Weekend will return to South Florida with BB&T Center hosting the 2021 NHL All-Star Game.

JANUARY 25, 2020


Named an NHL All-Star, Jonathan Huberdeau plays in his first NHL All-Star Game. With the Atlantic Division team, Huberdeau played in both the first round and final round of the All-Star Game tournament.

FEBRUARY 24, 2020

The Panthers make a big move at the trade deadline as they look to assert themselves in the playoff hunt. The Cats trade Vincent Trocheck to the Carolina Hurricanes in exchange for forwards Erik Haula, and Lucas Wallmark and prospects Eetu Luostarinen and Chase Priskie. A native of Plantation, Fla., Priskie is an alum of the Jr. Panthers.

MARCH 7, 2020

Franchise cornerstone Roberto Luongo's jersey no. 1 is retired by the Florida Panthers in a pregame ceremony. Guest speakers included Panthers Owner Vincent Viola, former goaltending partner Jamie MacLennan and goaltending coach Robb Tallas. Speakers are joined on the ice by Luongo's family, former teammates Alex Burrows and Kevin Weekes, former goaltending coach Francois Allaire and agent Pat Brisson. Following the ceremony, the Panthers go on to defeat the Montreal Canadiens 4-1 in the final regular season game played at BB&T Center in 2019-20.



MARCH 12, 2020

The NHL announces a pause of the 2019-20 season due to the COVID-19 pandemic.

MARCH 13, 2020

Following the announcement of a pause to the season due to the coronavirus pandemic, Panthers goaltender Sergei Bobrovsky donates \$10K to BB&T Center part-time workers. His Panthers teammates matched the donation with team ownership stepping in to contribute as well.

APRIL 7, 2020

The Florida Panthers Foundation announces the Territory Trot Virtual 5K presented by Baptist Health. The virtual 5K is established to support relief efforts for those impacted by COVID-19.

MAY 5, 2020

The Panthers agree to terms on a three-year, entry-level contract with 2018 first-round draft pick Grigori Denisenko.

MAY 26, 2020

The Panthers are among 24 teams included in the NHL's expanded playoff format to conclude the 2019-20 season. The Panthers are slated to face the New York Islanders in a best-of-five Qualifying round series.

JULY 1, 2020

The Panthers release the first episode of their all-access behind the scenes series called 'Panthers Uncaged'. The series chronicles the team's return to play for the 2020 postseason.

JULY 6, 2020

The NHL and NHLPA announces the agreement of a four-year extension of the CBA

JULY 8, 2020

The Panthers announce the departure of Senior Vice President of Hockey Operations Chris Pronger from the organization to pursue a family business endeavor.

JULY 10, 2020

The Panthers open training camp for the upcoming 2020 postseason as the NHL begins Phase 3 of the League's Return to Play protocol.

AUGUST 1, 2020

The Panthers fall 2-1 in Game 1 of the Stanley Cup Qualifiers to the Islanders. Jonathan Huberdeau scores the lone goal of the game at 0:23 into the third period, tying a Panthers playoff record for fastest goal scored to start a period set by Stephen Weiss on April 15, 2012 vs. New Jersey.

AUGUST 5, 2020

Facing elimination, the Panthers defeat the Islanders 3-2 in Game 3 of their Stanley Cup Qualifying Round series. Florida lost the series to New York in Game 4.

AUGUST 10, 2020

The search for the franchise's next General Manager begins as the Florida Panthers announce that they have mutually parted ways with President of Hockey Operations & General Manager Dale Tallon. Florida's longest tenured GM's contract was set to expire following the end of the 2019-20 season.

SEPTEMBER 2, 2020

The Panthers name Bill Zito as the franchise's new General Manager. The former agent and founder of Acme Sports previously served as the Columbus Blue Jackets Senior Vice President of Hockey Operations and Associate General Manager.

SEPTEMBER 3, 2020

Panthers Owner Vincent Viola is named to the NHL's Executive Inclusion Council focused on the fight against racism and the mandate to make hockey and the NHL more welcoming and inclusive.

SEPTEMBER 10, 2020

The Panthers announce a multi-year affiliation agreement with the Charlotte Checkers to be the club's American Hockey League affiliate.

SEPTEMBER 15, 2020

Rick Dudley rejoins the Panthers front office as a Senior Advisor to the General Manager. Dudley is among a group of new additions to hockey operations including Senior Advisor Paul Fenton, Assistant to the General Manager Blake Geoffrion and scout P.J. Fenton. Former Panthers forward Gregory Campbell returns to South Florida as the Vice President of Development and Player Personnel.

SEPTEMBER 24, 2020

Bill Zito makes his first transaction as Panthers GM, acquiring two-time Stanley Cup Champion Patric Hornqvist from Pittsburgh in exchange for Mike Matheson and Colton Scavie.

OCTOBER 6, 2020

In the NHL's first Draft held virtually, the Panthers select Finnish forward Anton Lundell of Liiga's HIFK with their first round pick, 12th overall.

OCTOBER 8, 2020

The Cats acquire defenseman Markus Nutivaara from the Columbus Blue Jackets in exchange for prospect Cliff Pu.

OCTOBER 9, 2020

In the first day of free agency the Panthers sign hard-hitting defenseman Radko Gudas, recent Stanley Cup Champion Carter Verhaeghe, former first round pick Alexander Wennberg, speedy forward Vinnie Hinostroza and physical winger Ryan Lomberg.

NOVEMBER 2, 2020

Former Carolina Hurricanes Vice President of Hockey Operations Paul Krepelka is named Assistant General Manager.

NOVEMBER 6, 2020

After a strong 2019-20 season, the Panthers re-sign defenseman MacKenzie Weegar to a three-year contract.

NOVEMBER 9, 2020

The Panthers name Ulf Samuelsson assistant coach.

NOVEMBER 17, 2020

Brett Peterson is named the Panthers Assistant General Manager. The former player agent becomes the first Black assistant GM in NHL history.

NOVEMBER 20, 2020

The Panthers enter an affiliation agreement with the ECHL's Greenville Swamp Rabbits. The Swamp Rabbits will serve as a developmental affiliate for the Panthers and Charlotte Checkers (AHL).

NOVEMBER 23, 2020

Shane Churla is named the Panthers Director of Amateur Scouting. The former NHLer previously served as the Director of Amateur Scouting for Montreal.

DECEMBER 7, 2020

BB&T Center becomes the first NHL arena to achieve the International WELL Building Institute (IWBI)'s WELL Health-Safety Rating for Facility Operations and Management. The certification, which has been confirmed by third-party verifier, Green Business Certification Inc. (GBCI), recognizes BB&T Center's adherence to the IWBI's stringent guidelines and protocols for combatting COVID-19 and preparedness to safely accommodate fans upon reopening.

DECEMBER 8, 2020

The Panthers officially announce the establishment of its cutting-edge Goaltending Excellence Department. Roberto Luongo is set to oversee the department with assistance from renowned goaltending coach and longtime mentor Francois Allaire.

DECEMBER 17, 2020

The Cats sign 2020 NHL All-Star forward Anthony Duclair to a one-year contract.

DECEMBER 20, 2020

The NHL/NHLPA announce an agreement to play a 56-game 2020-21 season beginning Jan. 13, 2021. The NHL is temporarily realigned with the Panthers joining the 2020-21 Central Division with Carolina, Chicago, Columbus, Dallas, Detroit, Nashville and Tampa Bay.

JAN. 4, 2021

The Panthers begin training camp for the 2020-21 season at BB&T Center.

JAN. 9 & 11, 2021

Defensemen Gustav Forsling (CAR) and Noah Juulsen (MTL) are claimed off of waivers.

MARCH 1, 2021

Boston College forward Logan Hutsko signs a two-year, entry-level contract with Florida.

MARCH 31, 2021

2019 13th overall pick goaltender Spencer Knight signs a three-year, entry-level contract with Florida.

APRIL 1, 2021

University of North Dakota defenseman Matt Kiersted signs with Florida as a free agent to a two-year, entry-level contract.

APRIL 5, 2021

Mason Marchment is re-signed to a one-year contract extension with Florida.

APRIL 10, 2021

The Panthers acquire defenseman Brandon Montour from Buffalo in exchange for a 2021 3rd-round pick

APRIL 12, 2021

The Panthers acquire forward Sam Bennett and a 2022 6th-round pick from Calgary in exchange for Emil Heineman and a 2022 2nd-round pick.

MAY 10, 2021

Florida completes the 2020-21 regular season with a 4-0 shutout of Tampa Bay at home, finishing the campaign with a 37-14-5 record.

MAY 20, 2021

Ryan Lomberg scores Florida's first playoff overtime goal since Mike Hough's 20T-winner on May 12, 1996 at PHI. The Cats came back from down 5-3 in the game to win, 6-5.

MAY 24, 2021

Facing elimination, the Panthers defeat their intrastate rival Lightning 4-1 at home to force a sixth game. Rookie goaltender Spencer Knight made 36 saves and four different Panthers tallied a goal in the game.

JUNE 1, 2021

Defenseman Kevin Connauton is re-signed to a one-year contract.

JUNE 7, 2021

2020 12th overall pick Anton Lundell signs a three-year, entry-level contract with Florida.

JUNE 18, 2021

Panthers Captain Aleksander Barkov is named the recipient of the Frank J. Selke Trophy, awarded annually 'to the forward who best excels in the defensive aspects of the game.' He is the first player in franchise history to win the award.

JULY 15, 2021

Gustav Forsling and Anthony Duclair each sign three-year contract extensions with Florida.

JULY 23, 2021

The Panthers select Univ. of Michigan commit and Chicago Steel product Mackie Samoskevich with the 24th overall pick at the 2021 NHL Draft.

JULY 24, 2021

The Panthers acquire Buffalo's leading scorer in 2020-21, Sam Reinhart, in exchange for Devon Levi and a 2022 1st-round pick.

JULY 26, 2021

Sam Bennett (4 years), Noah Juulsen (1-year, 2-way) and Lucas Carlsson (1-year, 2-way) agree to contract extensions with Florida.

JULY 28, 2021

Maxim Mamin returns to the Panthers, signing a one-year contract.

JULY 28, 2021

Brandon Montour re-signed to a three-year contract with Florida, and Carter Verhaeghe signs a three-year contract extension with the Cats. Chris Gibson (2-way) and Juho Lammikko each sign one-year deals with Florida.

AUG. 11, 2021

Sam Reinhart signs a three-year contract with Florida.

AUG. 13, 2021

Joe Thornton signs a one-year contract with Florida as a free agent.

SEPT. 24, 2021

The Panthers agree to terms on a three-year, entry-level contract with 2020 third-round draft pick Justin Sourdis.

OCT. 8, 2021

Captain Aleksander Barkov signs an eight-year contract extension with the club through the 2029-30 season.

OCT. 14, 2021

The Panthers defeat the Pittsburgh Penguins 5-4 in overtime in their home-opening contest at FLA Live Arena.

OCT. 16, 2021

Jonathan Huberdeau earns his 500th NHL point versus the New York Islanders.

OCT. 19, 2021

Anton Lundell scores his first NHL goal against the Tampa Bay Lightning, helping the Panthers win 4-1 at Amalie Arena.

OCT. 21, 2021

Sergei Bobrovsky earns his 300th NHL win in a 4-1 victory against the Colorado Avalanche.

OCT. 29, 2021

The Panthers name Andrew Brunette interim head coach.

OCT. 29, 2021

Aleksander Barkov scores the overtime game-winning goal against the Detroit Red Wings at Little Caesar's Arena to lead the Cats to their eight consecutive win to start the 2021-22 season, the longest season-opening win streak in franchise history.

NOV. 4, 2021

Pembroke Pines native Chase Priskie becomes the first born-and-raised South Floridian to play for the Panthers, suiting up in a 5-4 Florida OT win against the Washington Capitals at FLA Live Arena.

NOV. 6, 2021

The Panthers defeat the Carolina Hurricanes 5-2 at FLA Live Arena to extend their season-opening point streak to 11 games, one shy of their franchise record from 1996-97.

NOV. 9, 2021

Aleksander Barkov scores his 189th NHL goal against the New Jersey Devils at Prudential Center, becoming the all-time leading goal scorer in franchise history.

NOV. 29, 2021

Ryan Lomberg signs a two-year contract extension with the Panthers, committing to the Cats through at least the 2023-24 season.

DEC. 6, 2021

Jonathan Huberdeau is named the NHL's "First Star of the Week" for the week ending December 5. In just three games played, Huberdeau led the NHL with eight assists and nine points (1-8-9), propelling the Panthers (17-4-3, 37 points) to a trio of comeback wins en route to moving into first place in the overall League standings.

DEC. 17, 2021

Due to concern over the rising spread of COVID-19 among players and teams, the National Hockey League announces the postponement of hockey games through the scheduled completion of the league's holiday break.

DEC. 30, 2021

Anthony Duclair scores twice against the Tampa Bay Lightning, notching his 100th NHL goal and helping the Cats defeat their in-state rivals in a crushing 9-3 victory.

JAN. 1, 2022

During a matchup against the Montreal Canadiens, Radko Gudas delivers his 2,025th hit, the most by a Czech-born player in league history.

JAN. 3, 2022

Jonathan Huberdeau is named the NHL's "Third Star of the Week" for the week ending Jan. 2. Huberdeau topped the NHL with seven assists in three games (1-7-8) to help guide the Panthers (21-7-4, 46 points) to a perfect week.

JAN. 15, 2022

The Panthers defeat the Blue Jackets in a 9-2 win, collecting their fourth straight victory and becoming the first team since 2003 to score at least 16 goals in consecutive days (Jan 14: FLA 7 vs DAL 1).

JAN. 31, 2022

In an 8-4 win over the Columbus Blue Jackets at Nationwide Arena, Mason Marchment (2-4-6) matches a franchise record and becomes the first NHL player in 2021-22 to record a six-point game. Anton Lundell (0-5-5) also matches Aleksander Barkov's franchise record for most assists in a game. The Panthers forward trio of Marchment, Lundell and Sam Reinhart each posted a +6 rating in the game, the highest single-game plus-minus rating in club history.

FEB. 1, 2022

Jonathan Huberdeau is honored as the National Hockey League's "First Star of the Month" for January after posting 25 points (6-19-25) over 15 games to help the surging Panthers set a new franchise mark for wins in a month (12).

FEB. 4-5, 2022

Interim Head Coach Andrew Brunette and Forward Jonathan Huberdeau represent the Florida Panthers at the 2022 NHL All-Star Weekend in Las Vegas, Nev. Brunette serves as Head Coach for the Atlantic Division All-Star Team, and Huberdeau competes for the Atlantic Division in the All-Star Game and All-Star Skills Competition at T-Mobile Arena.

FEB. 7, 2022

Mason Marchment is named "Third Star of the Week" for the week ending Feb. 6. Marchment posted six points (2-4-6) across two appearances as the Panthers (32-10-5, 69 points) split their contests to move into first place in the overall League standings.

FEB. 21, 2022

Aaron Ekblad is named "Second Star of the Week" for the week ending Feb. 20. Ekblad registered 1-1-2 in each of his three outings to lead NHL defensemen in goals (3), points (6) and plus-minus (tied; +6), helping the Panthers (35-10-5, 75 points) open a five-point cushion atop the Atlantic Division on the strength of a perfect week.

MARCH 16, 2022

Frank Vatrano is traded to the New York Rangers for a 2022 4th round draft pick; Ben Chiarot is traded to Florida from Montreal for Ty Smilanic, a 2022 4th round pick and a 2023 1st round pick; and Zach Uens signs a 3-year contract with Florida.

MARCH 17, 2022

Aaron Ekblad recorded three assists against the Vegas Golden Knights at T-Mobile Arena to reach 291 career points (97-194-291), surpassing Robert Svehla for the most points by a Panthers blueliner in club history.

MARCH 18, 2022

Spencer Knight earns his first NHL shutout, making 17 saves in a 3-0 win against the Anaheim Ducks, becoming the youngest goaltender in franchise history to record a shutout (20 years, 333 days). Additionally, the game marked the first time in NHL history a player age 40 or older scored a goal (Joe Thornton), and a goalie age 20 or younger (Knight) had a shutout in the same game. Radko Gudas also logged nine hits to reach 275 on the season, setting a franchise single-season record.

MARCH 19, 2022

Florida acquires All-Star forward Claude Giroux, prospects Connor Bunnaman and German Rubtsov and a 2024 fifth round pick from the Philadelphia Flyers in exchange for forward Owen Tippett, a first-round pick in the 2024 NHL Draft or 2025 NHL Draft, and a third-round pick in the 2023 NHL Draft.

MARCH 31, 2022

In a 4-0 shutout win against the Chicago Blackhawks, Jonathan Huberdeau earns his 71st assist of the season, setting the NHL record for most single-season assists by a left wing.

APRIL 2, 2022

In trademark "Comeback Cats" fashion, the Florida Panthers rally from down 6-2 against the New Jersey Devils to win 7-6 in overtime at Prudential Center. Jonathan Huberdeau reached 96 points on the season to tie Aleksander Barkov's franchise single-season points record, four Florida defensemen scored a goal for the first time in franchise history (Forsling, Chiarot, Gudas, Montour), and the Cats reached the 100-point mark for the second time in club history.

APRIL 3, 2022

Jonathan Huberdeau claimed his 97th point during a 5-3 win against the Buffalo Sabres, setting the franchise record for most points earned in a single season. The Cats also became the first team to clinch a playoff berth for the first time in franchise history.

APRIL 5, 2022

In yet another comeback victory, the Panthers overcame a 5-1 deficit to the Toronto Maple Leafs to earn a 7-6 overtime win at FLA Live Arena, for their NHL-record fifth win of the season when trailing by at least three goals. With the win, the Cats set a franchise record for points in a season (104) and earned their sixth consecutive home victory, and became the only team in NHL history to record multiple four-goal comebacks in multiple seasons. Jonathan Huberdeau's third point of the game represented his 100th point of the season, making him the first Panthers skater to reach the mark in club history. His overtime goal marked his 600th NHL point—the first Panthers skater to reach the mark and the first player from the 2011 Draft to amass 600 points. Aleksander Barkov logged a season-high four points (1-3-4).

APRIL 8, 2022

Sam Bennett earns his 100th NHL goal along with his 200th NHL point in a 4-3 win over Buffalo.

APRIL 15, 2022

In a 6-1 victory over the Winnipeg Jets—the Panthers ninth straight win—Sergei Bobrovsky makes 30 saves and sets a Florida record for most wins with his 36th victory of the season, surpassing Roberto Luongo. Jonathan Huberdeau extends his point streak to 13 games, tied for the second-longest in club history.

APRIL 23, 2022

Brandon Montour tallied the overtime winner to help the Cats to a 3-2 win over the Toronto Maple Leafs at FLA Live Arena, extending Florida's winning streak to a new franchise record of 13 consecutive games. Montour's goal also marked Florida's 13th overtime win of the campaign, setting a new NHL record for most overtime goals scored by a team in one season. Aleksander Barkov's goal in the game represented his single-season career-high 39th tally, tying Olli Jokinen for the third-most by a Panthers skater in club history.

APRIL 28, 2022

With their 4-0 win over the Ottawa Senators—in which Spencer Knight made his second shutout of the season—the Panthers secure the Presidents' Trophy for the first time in franchise history, clinching the top seed in the Stanley Cup Playoffs.

MAY 5, 2022

The Panthers win Game 2 in Round 1 of the Stanley Cup Playoffs against the Washington Capitals at FLA Live Arena in a 5-1 victory, tying the series at one game apiece.

MAY 9, 2022

Carter Verhaeghe becomes the fourth Panthers skater in franchise history to score a playoff OT goal, his second tally of the game, to earn the Game 4 victory for Florida against the Capitals at Capital One Arena. Down 2-1 late in the game, Sam Reinhart scored his first career playoff goal with the goalie pulled at 17:56 of the third period to send the game to overtime. Huberdeau earned his 19th career playoff point in the game, surpassing Ray Sheppard for the most in franchise history.

MAY 11, 2022

Carter Verhaeghe (2-3-5) factors on all five Florida goals to set a franchise record for points in a playoff game, helping Florida overcome a 3-0 deficit to earn the comeback victory and take the series lead against the Capitals for the first time at FLA Live Arena.

MAY 13, 2022

In Game 6 against the Capitals at Capital One Arena, Carter Verhaeghe scores his second overtime goal of the series (Game 4) to send the Florida Panthers to the second round of the Stanley Cup Playoffs for the first time since 1996, earning a 4-3 OT victory. Verhaeghe became the 12th player in NHL history and fourth since 2002 to score the game-winning goal in three straight playoff games.

MAY 17, 2022

The Panthers play their first game in the second round of the Stanley Cup Playoffs for the first time since 1996. Anthony Duclair puts the Cats on the scoreboard in the first period, but Florida ultimately loses to the Tampa Bay Lightning 1-4.

JUNE 22, 2022

Paul Maurice is named Head Coach of the Florida Panthers.

JUNE 27, 2022

Defenseman Matt Kierstedt signs a 2-year contract extension with the Panthers.

JULY 8, 2022

Forward Eetu Luostarinen signs a 2-year contract extension with Florida.

JULY 13, 2022

The Panthers sign defensemen Mac Staal, Anthony Bitetto and Nathan Staios, forwards Nick Cousins and Colin White, and goaltender Alex Lyon.

JULY 22, 2022

The Panthers acquire star forward Matthew Tkachuk from the Calgary Flames in exchange for forward Jonathan Huberdeau, defenseman MacKenzie Weegar, Panthers prospect Cole Schwindt and Florida's lottery-protected first-round selection in the 2025 NHL Draft.

AUG. 10, 2022

The Panthers announce additions to Paul Maurice's coaching staff, naming Myles Fee, Jamie Kompon and Sylvain Lefebvre as assistant coaches.

SEPT. 27, 2022

Goaltender Spencer Knight, who won the most games by a rookie goaltender in franchise history in 2021-22 (19) agrees to terms on a four-year contract extension, keeping him South Florida through at least the 2025-26 season.

OCT. 10, 2022

Defenseman Josh Mahura is claimed off waivers from the Anaheim Ducks prior to the start of the season. Mahura would go on to play all 82 regular season games and 21 playoff games with Florida in 2022-23.

OCT. 13, 2022

The Panthers open the 2022-23 campaign at UBS Arena against the Islanders. The Cats downed the Isles 3-1, winning their season-opening game for the third consecutive campaign.

OCT. 19, 2022

Florida won their 2022-23 home opener by a score of 4-3 against the Philadelphia Flyers, extending the club's home-opening win streak to four games. Captain Aleksander Barkov skated in his 600th NHL game.

OCT. 21, 2022

2006 Stanley Cup Champion and veteran forward Eric Staal is signed to a one-year contract with Florida. Eric joined his brother, defenseman Marc Staal, to become the fourth set of brothers to play for the Panthers and the third to skate in the same game with one another (on Oct. 27, 2022 at PHI). Jeff and Brad Norton (2001-02) and Pavel and Valeri Bure (2001-02) skated together as Panthers, while Matt and Mark Cullen each played for the club but at separate times.

OCT. 23, 2022

Spencer Knight earned his 25th NHL win in his 38th appearance, stopping 29 of 31 NYI shots at FLA Live Arena. It marked the third-fewest appearances to reach the 25-win mark by an American-born goaltender in NHL history, behind Frank Bimsek (34 GP w/ BOS in 1938-39) and Jim Carey (37 GP w/ WSH from 1994-94 – 1995-96).

OCT. 29, 2022

The Panthers logged a single-game franchise record 58 shots on goal against the Ottawa Senators en route to a 5-3 win at FLA Live Arena. It was Florida's second straight game with at least 50 shots on goal, after posting 51 against PHI on Oct. 27. The Cats' 109 shots were the most in a two-game span in club history.

NOV. 5, 2022

Panthers goaltender Sergei Bobrovsky skated in his 600th NHL game, becoming the 53rd goaltender in league history to reach the mark, in a 5-4 loss to the Los Angeles Kings at Crypto.com Arena.

NOV. 6, 2022

Brandon Montour matched his career high and the single-game franchise points record by a blueliner with four (1-3-4) against his former club, the Anaheim Ducks, in a 5-3 win.

NOV. 9, 2022

Eric Staal skated in his 1,300th NHL game, the most games played among active NHLers at the time. Additionally, Panthers Head Coach Paul Maurice coached his 783rd NHL game, surpassing Al Arbour for the sixth-most by a NHL bench boss. The Cats downed the Carolina Hurricanes at FLA Live Arena, 3-0, behind a 40-save shutout from Spencer Knight.

NOV. 15, 2022

Paul Maurice coached his 1,700th NHL game and Matthew Tkachuk posted his 400th NHL point with a three-assist performance to help the Panthers overcome the Washington Capitals at FLA Live Arena, 5-2.

NOV. 17, 2022

Sam Bennett skated in his 500th NHL game, notching three assists in a 6-4 loss to the Dallas Stars at FLA Live Arena.

NOV. 19, 2022

The Panthers debut their Reverse Retro 2.0 jerseys for the first time, but the Cats fall to the Calgary Flames in a shootout, 5-4.

NOV. 23, 2022

Aaron Ekblad tallied three points (1-2-3), including his 100th NHL goal in a 5-2 win over the Boston Bruins at FLA Live Arena.

NOV. 26, 2022

Aaron Ekblad scored the Panthers 6,000th goal as a franchise and Josh Mahura skated in his 100th NHL game in a 5-4 overtime loss to the St. Louis Blues at FLA Live Arena.

NOV. 28, 2022

Aaron Ekblad notched an assist for his 300th NHL point in a 4-3 loss to the Edmonton Oilers at Rogers Place.

DEC. 1, 2022

Patric Hornqvist skated in his 900th NHL game and produced an assist in a 5-1 Florida victory over the Vancouver Canucks at Rogers Arena. The Cats' first three goals were scored in a :59 span, the fastest three tallies in club history.

DEC. 13, 2022

Gustav Forsling posted his 100th NHL point and Aleksander Barkov logged his 150th career multi-point game as the Cats downed the Columbus Blue Jackets 4-0 at FLA Live Arena behind a 22-save shutout from Sergei Bobrovsky.

DEC. 15, 2022

Aaron Ekblad skated in his 574th NHL game, surpassing Robert Svehla for the most games played by a defenseman in franchise history, in a 4-2 loss to the Pittsburgh Penguins at FLA Live Arena.

DEC. 19, 2022

Sam Reinhart registered his 400th NHL point, logging two (1-1-2) in a 7-3 loss to the Boston Bruins at TD Garden. Additionally, physical forward Givani Smith is acquired from the Detroit Red Wings in exchange for defenseman Michael del Zotto. Smith would go on to rack up four points (1-3-4) and 72 PIMs over 34 regular season games with Florida.

DEC. 29, 2022

Aleksander Barkov matched his career high with five points (3-2-5), scoring all three of his goals in the first period for the fastest hat trick from the start of a game in club history (15:22). Additionally, Barkov scored his 67th power-play goal surpassing Scott Mellanby for the all-time franchise record.

JAN. 11, 2023

Defenseman Casey Fitzgerald is claimed off waivers from Buffalo. The former son of Panthers alumni Tom Fitzgerald, Casey is also cousins with Matthew Tkachuk.

JAN. 14, 2023

Anton Lundell skated in his 100th NHL game as the Panthers defeated the Vancouver Canucks 4-3 at FLA Live Arena.

JAN. 19, 2023

The Panthers matched a club record with four power-play goals in the second period and goaltender Alex Lyon made his Florida debut in a 6-2 win over the Montreal Canadiens at Bell Centre.

JAN. 23, 2023

Defenseman Radko Gudas logs three hits against the New York Rangers to surpass Vincent Trocheck for the franchise all-time hits record (since the NHL began tracking hits in 2007-08). Gudas would dish out 917 hits during three regular seasons in South Florida, leading the league in 2020-21 (250) and 2021-22 (355) while finishing second in 2022-23 (312).

JAN. 28, 2023

Aleksander Barkov scored a game-tying goal at 19:57 of the third period and assisted on Sam Reinhart's overtime goal to defeat the Boston Bruins at FLA Live Arena, 4-3. Florida's final two goals were scored within a 20-second span, the shortest such span by a team in NHL history in contests where the sudden-death provision was used. Barkov surpassed 600 points and extended his career-long assist streak to 11 games (5-112-17). Brandon Montour scored to extend his point streak to nine games, the longest by a blueliner in club history – he would finish his streak at 10 games.

FEB. 1, 2023

The Panthers IceDen in Coral Springs hosted the first-ever Florida Panthers Alumni vs. National Hockey League Alumni game. Fans were able to watch as Panthers alumni like Roberto Luongo, Ray Sheppard, Tomas Fleischmann, David Booth and Rhett Warrener took on a team of former NHL alumni to raise money for the Florida Panthers Foundation. Bally Sports Florida host Jessica Blaylock (Panthers) and ESPN NHL reporter Emily Kaplan (NHL) served as coaches for the two teams.

Feb. 3-4, 2023

FLA Live Arena hosts the 2023 Honda NHL All-Star Weekend, the second time in franchise history the Cats have hosted the all-star festivities (2003). Matthew Tkachuk was named MVP of the All-Star Game after leading all skaters with seven points (4-3-7) over two games, and alongside Panthers captain Aleksander Barkov helped the Atlantic Division win its first All-Star Game title.



FEB. 6, 2023

Matthew Tkachuk matched his career high with five points (2-3-5), propelling the Cats to a 7-1 win over the Tampa Bay Lightning at FLA Live Arena.

FEB. 9, 2023

Eric Staal became the fourth Panthers skater in club history to score two shorthanded goals in the same game in a 4-1 win over the San Jose Sharks at FLA Live Arena. They were scored :34 seconds apart, the fastest two third-period goals by one player in club history.

FEB. 10, 2023

Defenseman Josh Mahura signed a one-year contract extension through the 2023-24 season.

FEB. 14, 2023

Aaron Ekblad skated in his 600th NHL game in a 6-2 loss to the St. Louis Blues at Enterprise Center.

FEB. 20, 2023

Marc and Eric Staal became the second set of brothers to score a goal in the same game for the Panthers -- joining Pavel and Valeri Bure on Feb. 13, 2002 at CHI -- in a 4-3 win over the Anaheim Ducks at FLA Live Arena.

FEB. 28, 2023

Sergei Bobrovsky stopped 28 of 29 Tampa Bay shots in a 4-1 victory at Amalie Arena for his 354th NHL win, surpassing Evgeni Nabokov for most wins by a Russian-born goaltender in NHL history. With the win, Florida snapped the Lightning's franchise-record 16-game home point streak.

MARCH 4, 2023

Sergei Bobrovsky earned his 100th win as a member of the Panthers and Aleksander Barkov notched his 158th multi-point game, surpassing Jonathan Huberdeau for the most in club history, in a 4-1 win over the Pittsburgh Penguins at FLA Live Arena.

MARCH 10, 2023

Matthew Tkachuk notched three assists to reach 84 on the season, surpassing Sam Reinhart's 82 in 2021-22 for the most by a Panthers skater in the first season with the team. Brandon Montour scored in overtime to defeat the Chicago Blackhawks at FLA Live Arena, 4-3. Sergei Bobrovsky's 102nd win as a member of the Cats surpassed Tomas Vokoun for third-most in club history.

MARCH 13, 2023

Panthers prospect defenseman Marek Alschner, selected by Florida in the third round (93rd overall) of the 2022 NHL Draft, is signed to a three-year, entry-level contract through the 2025-26 season.

MARCH 16, 2023

Florida scored a franchise-record seven goals in the first period, all at even strength, en route to a 9-5 win over the Montreal Canadiens at FLA Live Arena. Aaron Ekblad posted his sixth career multi-goal game potting two goals, surpassing Robert Svehla for the most by a Florida blueliner.

MARCH 20, 2023

Aleksander Barkov notched an assist in a 5-2 win over the Detroit Red Wings at Little Caesar's Arena for his 614th NHL point, surpassing Jonathan Huberdeau for the most in club history.

MARCH 23, 2023

Matthew Tkachuk skated in his 500th NHL game and tallied to extend his goal streak to a career-long six games, the second-longest in franchise history, but the Cats fell to the Toronto Maple Leafs at FLA Live Arena 6-2. Tkachuk's goal marked his 97th point of the season, surpassing Aleksander Barkov's 96 points in 2018-19 for the second-most in one season in club history.

MARCH 25, 2023

Aleksander Barkov scored two goals to extend his point streak to 10 games (4-12-16), his second streak of at least 10 games in the campaign. The contest marked his 655th NHL game, surpassing Stephen Weiss for second-most in club history. The Panthers lost to the New York Rangers at FLA Live Arena, 4-3.

MARCH 27, 2023

Forward Zac Dalpe, captain of the Panthers AHL affiliate, is signed to a two-year, two-way contract extension through the 2024-25 season.

MARCH 29, 2023

Brandon Montour scored his second OT goal of the month to secure a 3-2 win over the Toronto Maple Leafs at Scotiabank Arena. Montour reached 63 points on the season, surpassing Keith Yandle's 62 in 2018-19 for the most single-season points by a blueliner in club history. The tally also marked Montour's fifth GWG of the campaign -- also a new single-season record for a Cats defenseman.

MARCH 30, 2023

Matthew Tkachuk registered his second hat trick and fourth four-point performance of the season (3-1-4), helping the Cats to a 5-2 win over the Montreal Canadiens at Bell Centre. His second goal marked his 100th point of the campaign, and his outing represented his 32nd multi-point game of the season, establishing a new single-season club record.

APRIL 1, 2023

Carter Verhaeghe matched the franchise single-game record with four goals and Alex Lyon registered his first NHL shutout to propel the Cats to a 7-0 victory over the Columbus Blue Jackets at Nationwide Arena. Verhaeghe became the first Panthers skater since Pavel Bure in 2000-01 to score at least 40 goals in a season, and his four even-strength goals in the game established a new club record.

APRIL 6, 2023

Alex Lyon posted his fifth consecutive win and stopped 56 of 58 Ottawa shots against to lead the Panthers to a 7-2 victory over the Ottawa Senators at FLA Live Arena. Lyon's 56 saves represented the most saves in a game that ended in regulation in franchise history. Matthew Tkachuk notched two assists to reach a new single-season career high of 105 points. Brandon Montour posted four points (1-3-4), his second such performance of the season, and reached 56 assists on the campaign to surpass Keith Yandle's 53 in 2018-19 for the most by a Florida blueliner in one season. He also became the first defenseman in franchise history to reach 70 single-season points. The Panthers and Senators combined for 166 PIMs in the game, the most in any NHL game since Nov. 5, 2016 VAN vs. TOR, which had 171 PIMs. Matthew Tkachuk surpassed the 100-PIM mark for the second consecutive season to become the first NHLer since Sidney Crosby in 2005-06 with at least 100 PIMs and 100 points.

APRIL 8, 2023

Alex Lyon became the first Panthers goaltender to record a win streak of at least six games in their first season with the club and Matthew Tkachuk posted his franchise-record 14th game with at least three points to help the Panthers to a 4-2 win over the Washington Capitals at Capital One Arena.

APRIL 10, 2023

Alex Lyon extended his point streak to seven games (6-0-1), tied for the longest by a Florida goaltender during the 2022-23, and Marc Staal skated in his 1,100th NHL game as the Panthers fell to the Toronto Maple Leafs in overtime at FLA Live Arena, 2-1.

APRIL 12, 2023

Defenseman Mike Benning, selected by Florida in the fourth round (95th overall) of the 2020 NHL Draft, signs a three-year, entry-level contract with the Panthers through the 2024-25 season.

APRIL 19, 2023

The Panthers defeat the Boston Bruins 6-3 in Game 2 of Round 1 of the Stanley Cup Playoffs behind two goals from Brandon Montour, who became the first blueliner in club history to record multiple goals in a playoff game.

APRIL 23, 2023

Casey Fitzgerald skated in his first NHL playoff game. He and his father Tom Fitzgerald became the first father-son duo to skate for Florida in a playoff game in club history.

APRIL 26, 2023

Matthew Tkachuk scored the fifth overtime goal in franchise playoff history in Game 5 against the Bruins at TD Garden to force a sixth game in the series. Florida's wins at TD Garden in Games 2 and 5 represented the first time in the 2022-23 season that the Bruins had lost consecutive home games.

APRIL 28, 2023

Matthew Tkachuk posted three points (2-1-3), his third straight multi-point game and fourth of the series, to lead the Panthers to a thrilling 7-5 win over the Bruins at FLA Live Arena. Zac Dalpe scored his first NHL playoff goal in the game. The Cats became the fourth team in NHL history to overcome multiple third-period deficits to win an elimination game in regulation, and their seven goals were their most ever in a playoff game.

APRIL 30, 2023

Carter Verhaeghe scored his second career series-clinching overtime goal to thrust the Panthers past the Boston Bruins in Game 7 at TD Garden. The tally marked Verhaeghe's third playoff OT goal with Florida (R1G4 at WSH, 2022 and R1G6 at WSH, 2022). Brandon Montour once again scored two goals, including a game-tying tally to force OT with one minute remaining in the third period, becoming the sixth player in NHL history to score a game-tying goal in the final minute of regulation of a game 7. With an assist on Verhaeghe's game winner, Matthew Tkachuk notched a helper on a game 7 OT goal for the second consecutive season. Sergei Bobrovsky became the only goaltender in NHL history to defeat two 60-win teams in the playoffs, and the 7th goaltender in the NHL's expansion era to post multiple career wins in series-clinching games against the League's top team from the regular season. Paul Maurice improved his record in Game 7s to 4-0. The Cats had finished the regular season with 43 fewer points than Boston, marking the second-largest regular-season point differential by a team in a series win. The Panthers became the second team to overcome a 3-1 series deficit to defeat the Presidents' Trophy winner in any round.



MAY 1, 2023

Facing off against the Toronto Maple Leafs in the postseason for the first time, the Florida defeats Toronto 4-2 at Scotiabank Arena behind three assists from Matthew Tkachuk and 34 saves from Sergei Bobrovsky. Carter Verhaeghe scored his 11th playoff goal as a member of the Panthers, surpassing Ray Sheppard and Dave Lowry for the most in club history.

MAY 4, 2023

The Panthers overcame a 2-0 deficit to best the Maple Leafs in Toronto in Game 2, 3-2, to establish a 2-0 series lead. Matthew Tkachuk notched another assist to extend his helper streak to six games, the longest postseason assist streak in franchise history.

MAY 7, 2023

Sam Reinhart scored his first career playoff overtime goal, the first home playoff OT goal since Dave Lowry on May 9, 1996 vs. PHI in Game 4 of the ECSCF, to lead the Panthers to a 3-2 Game 3 win over the Maple Leafs at FLA Live Arena. Carter Verhaeghe scored his fourth of the postseason to reach 10 points in the 2023 playoffs, becoming the first Panthers skater in club history to reach the mark in multiple seasons. Sergei Bobrovsky extended his win streak to six games, the longest playoff win streak in franchise history.

MAY 8, 2023

Forward Mackie Samoskevich, selected by Florida in the first round (24th overall) of the 2021 NHL Draft, is signed to a three-year, entry-level contract.

MAY 12, 2023

Nick Cousins scored his first career playoff overtime goal, the third series-clinching OT goal in franchise history (Verhaeghe, R1G6 at WSH in 2022 and R1G7 at BOS in 2023) to lift the Panthers to a 3-2 win and a 4-1 series victory over the Toronto Maple Leafs at Scotiabank Arena. Cousins' goal ensured the Panthers would play in the Eastern Conference Final for the first time since 1995-96. Sergei Bobrovsky stopped 50 of Toronto's 52 shots on goal, the most in a potential series-clinching game in FLA history.

MAY 18, 2023

Matthew Tkachuk scored his second overtime goal of the 2023 playoffs to end the sixth-longest game in NHL history (the longest game ever for either Florida or Carolina) at 19:47 of the fourth overtime period, 3-2 at PNC Arena. Sergei Bobrovsky made a franchise-record 63 saves and surpassed John Vanbiesbrouck for most playoff wins in club history (14). Brandon Montour led all skaters with 57:56 TOI, the ninth-most in League history since tracking began in 1997-98, and Radko Gudas dished out a club-record 12 hits.

MAY 20, 2023

Matthew Tkachuk scored in overtime for the second consecutive game, his third OT goal of the postseason, to defeat the Carolina Hurricanes in Game 2 of the Eastern Conference Final. His three OT winners in the 2023 postseason tied for the most by one player in NHL history. With his goal, Tkachuk reached 18 points in the playoffs to surpass Dave Lowry (17 in 1995-96) for the most in one postseason run in club history.

MAY 22, 2023

Sergei Bobrovsky stopped all 32 shots he faced for his first career NHL playoff shutout, leading the Cats to a 1-0 Game 3 Eastern Conference Final victory over Carolina at FLA Live Arena. It marked the third postseason shutout in club history, and the first since April 17, 1997 vs. NYR.

MAY 24, 2023

Matthew Tkachuk scored two power-play goals, including the game-winner at 19:55 of the third period, to secure the Panthers first series sweep in club history and lock in the franchise's first trip to the Stanley Cup Final since 1995-96. Florida became the third team in NHL history to eliminate three of the NHL's top four teams in the same postseason. Sergei Bobrovsky posted a 4-0 record, .966 save percentage and 1.12 goals against average in the Eastern Conference Final vs. Carolina.

JUNE 5, 2023

Skating in Game 2 of the Stanley Cup Final vs. Vegas, Casey Fitzgerald, along with his father Tom Fitzgerald (1996), became part of the fifth father-son duo in NHL history to skate in a Stanley Cup Final game with the same franchise.

JUNE 8, 2023

Carter Verhaeghe scored his club-record fourth overtime goal with Florida to secure the franchise's first-ever Stanley Cup Final win, defeating the Vegas Golden Knights in Game 3 at FLA Live Arena, 3-2. Matthew Tkachuk scored for the second consecutive game marking his 11th tally of the postseason, surpassing Dave Lowry (10, 1996) for the most in one playoffs in club history. He also joined Rick Tocchet (1987) as the only two players in NHL history with at least 11 goals and 60 PIMs in one playoff year. Brandon Montour scored a goal for his 10th point of the postseason, surpassing Ed Jovanovski (9, 1996) for the most by a FLA blueliner in one playoff year. The win also improved Florida's OT record in the 2023 postseason to 7-0, with 10 straight playoff OT wins since Round 1, Game 3 at TBL in 2021.

JUNE 12, 2023

Goaltender Ludovic Waeber agreed to terms on one-year, entry-level contract for the 2023-24 season.

JUNE 26, 2023

Matthew Tkachuk and General Manager Bill Zito represent the Panthers at the 2023 NHL Awards in Nashville. Zito was named a finalist for the Jim Gregory General Manager of the Year Award for the second time in three seasons, and Tkachuk was Florida's first Hart Trophy finalist since Pavel Bure in 1999-00.

JUNE 28, 2023

The Panthers make five selections at the 2023 NHL Draft in Nashville: Gracy'n Sawchyn, Albert Wikman, Olof Glifford, Luke Coughlin and Stepan Zvyagin.

JULY 1, 2023

On the opening day of free agency, the Panthers agree to terms with Steven Lorentz, Alex True, Anthony Stolarz, Niko Mikkola, Dmitry Kulikov, Mike Reilly, Kevin Stenlund and Oliver Ekman-Larsson. They also re-sign Grigori Denisenko and Lucas Carlsson.

JULY 2, 2023

The Cats sign skilled forward Evan Rodrigues to a four-year contract through the 2026-27 season.

JULY 25, 2023

Two-way forward Eetu Luostarinen is re-signed to a three-year contract extension that keeps him in South Florida through at least the 2026-27 season.



Playoff Records

F L O R I D A P A N T H E R S H O C K E Y C L U B

1996 EASTERN CONFERENCE QUARTERFINALS

DATE	OPPONENT	RESULT	SCORE	ATTENDANCE	GOALS
4/17	Boston	W	6-3	14,703*	Sheppard (2), Hough, Hull, Woolley, Garpenlov
4/22	Boston	W	6-2	14,703*	Jovanovski, Sheppard, Lowry (2), Woolley, Garpenlov
4/24	@ Boston	W	4-2	14,922	Hull (2), Mellanby, Hough
4/25	@ Boston	L	6-2	14,810	Lindsay, Sheppard
4/27	Boston	W	4-3	14,703*	Skrudland, Laus, Lowry, Lindsay

1996 EASTERN CONFERENCE SEMIFINALS

DATE	OPPONENT	RESULT	SCORE	ATTENDANCE	GOALS
5/2	@ Philadelphia	W	2-0	17,380	Barnes, Lowry
5/4	@ Philadelphia	L	3-2	17,380	Sheppard, Lowry
5/7	Philadelphia	L	3-1	14,703*	Laus
5/9	Philadelphia	W-OT	4-3	14,703*	Niedermayer (2), Barnes, Lowry
5/12	@ Philadelphia	W-2OT	2-1	17,380	Barnes, Hough
5/14	Philadelphia	W	4-1	14,703*	Lindsay, Niedermayer, Lowry, Garpenlov

1996 EASTERN CONFERENCE FINAL

DATE	OPPONENT	RESULT	SCORE	ATTENDANCE	GOALS
5/18	@ Pittsburgh	W	5-1	17,355	Lowry (2), Fitzgerald (2), Mellanby
5/20	@ Pittsburgh	L	3-2	17,181	Sheppard, Lindsay
5/24	Pittsburgh	W	5-2	14,703*	Sheppard, Dvorak, Barnes (2), Straka
5/26	Pittsburgh	L	2-1	14,703*	Lowry
5/28	@ Pittsburgh	L	3-0	17,355	
5/30	Pittsburgh	W	4-3	14,703*	Mellanby, Lindsay, Straka, Niedermayer
6/1	@ Pittsburgh	W	3-1	17,355	Hough, Fitzgerald, Garpenlov

1996 STANLEY CUP FINAL

DATE	OPPONENT	RESULT	SCORE	ATTENDANCE	GOALS
6/4	@ Colorado	L	3-1	16,061	Fitzgerald
6/6	@ Colorado	L	8-1	16,061	Barnes
6/8	Colorado	L	3-2	14,703*	Sheppard, Niedermayer
6/10	Colorado	L-3OT	1-0	14,703*	

1997 EASTERN CONFERENCE QUARTERFINALS

DATE	OPPONENT	RESULT	SCORE	ATTENDANCE	GOALS
4/17	NY Rangers	W	3-0	14,703*	Garpenlov, Muller, Niedermayer
4/20	NY Rangers	L	3-0	14,703*	
4/22	@ NY Rangers	L-OT	4-3	18,200	Garpenlov, Sheppard, Svehla
4/23	@ NY Rangers	L	3-2	18,200	Niedermayer, Nemirovsky
4/25	NY Rangers	L-OT	3-2	14,703*	Hough, Sheppard

*=Home Sellout

2000 EASTERN CONFERENCE QUARTERFINALS

DATE	OPPONENT	RESULT	SCORE	ATTENDANCE	GOALS
4/13	@ New Jersey	L	4-3	15,024	Niedermayer, Worrell, Sillinger
4/16	@ New Jersey	L	2-1	17,206	Sillinger
4/18	New Jersey	L	2-1	19,250*	Whitney
4/20	New Jersey	L	4-1	19,250*	Bure

PLAYOFF HISTORY | ALL-TIME



2012 EASTERN CONFERENCE QUARTERFINALS

DATE	OPPONENT	RESULT	SCORE	ATTENDANCE	GOALS
4/13	New Jersey	L	3-2	19,119*	Bergeheim, Versteeg
4/15	New Jersey	W	4-2	19,248*	Weiss (2), Goc, Fleischmann
4/17	@New Jersey	W	4-3	17,625	Bergeheim, Garrison, Weaver, Campbell
4/19	@New Jersey	L	4-0	17,625	
4/21	New Jersey	W	3-0	19,513*	Versteeg, Upshall, Kopecky
4/24	@New Jersey	L-OT	3-2	17,625	Versteeg, Bergeheim
4/26	New Jersey	L-2OT	3-2	19,313*	Weiss, Goc

2016 EASTERN CONFERENCE FIRST ROUND

DATE	OPPONENT	RESULT	SCORE	ATTENDANCE	GOALS
4/14	NY Islanders	L	5-4	17,422	Purcell, Jokinen, Smith (2)
4/15	NY Islanders	W	3-1	18,373	Smith, Bjugstad, Kulikov
4/17	@ NY Islanders	L	4-3 (OT)	15,795	Smith, Barkov, Bjugstad
4/20	@ NY Islanders	W	2-1	15,795	Purcell, Petrovic
4/22	NY Islanders	L	2-1 (2OT)	20,247*	Barkov
4/24	@ NY Islanders	L	2-1 (2OT)	15,795	Huberdeau

2020 EASTERN CONFERENCE STANLEY CUP QUALIFIERS

DATE	OPPONENT	RESULT	SCORE	ATTENDANCE	GOALS
8/1	@NY Islanders	L	2-1	--	Huberdeau
8/4	@NY Islanders	L	4-2	--	Hoffman, Barkov
8/5	NY Islanders	W	3-2	--	Haula, Hoffman, <u>Boyle</u>
8/6	NY Islanders	L	5-1	--	Hoffman

*=Home Sellout

--=No Attendance, game played in NHL Bubble at Scotiabank Arena, Toronto, ON

2021 FIRST ROUND

DATE	OPPONENT	RESULT	SCORE	GOALS
5/16	Tampa Bay	L	5-4	Barkov, Verhaeghe, Huberdeau, Tippet
5/18	Tampa Bay	L	3-1	Marchment
5/20	@Tampa Bay	W	2-1	Bennett, Gudas, Wennberg, Hornqvist, Forsling, Lomberg
5/22	@Tampa Bay	L	6-2	Huberdeau, Verhaeghe
5/24	Tampa Bay	W	4-1	Weegar, Marchment, Hornqvist, Vatrano
5/26	@Tampa Bay	L	4-0	

2022 FIRST ROUND

DATE	OPPONENT	RESULT	SCORE	GOALS
5/3	Washington	L	4-2	19,678
5/5	Washington	W	5-1	19,636
5/7	@Washington	L	6-1	18,573
5/9	@Washington	W	3-2 (OT)	18,573
5/11	Washington	W	5-3	20,023*
5/13	Washington	W	4-3 (OT)	18,573

Bennett, Giroux
 Ekblad, Barkov, Marchment, Lundell, Verhaeghe
 Huberdeau
 Reinhart, Verhaeghe (2)
 Verhaeghe (2), Hornqvist, Reinhart, Giroux
 Lomberg, Giroux, Barkov, Verhaeghe

2022 SECOND ROUND

DATE	OPPONENT	RESULT	SCORE	GOALS
5/17	Tampa Bay	L	4-1	19,656
5/19	Tampa Bay	L	2-1	19,716
5/22	@Tampa Bay	L	5-1	19,092
5/23	@Tampa Bay	L	2-0	19,092

Duclair
 Luostarinen
 Reinhart

PLAYOFF HISTORY | ALL-TIME



2023 FIRST ROUND

DATE	OPPONENT	RESULT	SCORE	ATTENDANCE	GOALS
4/17	@Boston	L	3-1	17,850	Tkachuk
4/19	@Boston	W	6-3	17,850	Bennett, Staal, Montour (2), Verhaeghe, Luostarinen
4/21	Boston	L	4-2	19,910	Reinhart, Forsling
4/23	Boston	L	6-2	19,771	Tkachuk, Bennett
4/26	@Boston	W	4-3 (OT)	17,850	Duclair, Bennett, Reinhart, Tkachuk
4/28	Boston	W	7-5	18,911	Montour, Tkachuk (2), Barkov, Dalpe, Luostarinen, Reinhart
4/30	@Boston	W	4-3 (OT)	17,850	Montour (2), Reinhart, Verhaeghe

2023 SECOND ROUND

DATE	OPPONENT	RESULT	SCORE	ATTENDANCE	GOALS
5/2	@Toronto	W	4-2	19,244	Cousins, Bennett, Verhaeghe, Montour
5/4	@Toronto	W	3-2	19,387	Lundell, Barkov, Forsling
5/7	Toronto	W	3-2 (OT)	19,911	Duclair, Verhaeghe, Reinhart
5/10	Toronto	L	2-1	19,868	Reinhart
5/12	@Toronto	W	3-2 (OT)	19,513	Ekblad, Verhaeghe, Cousins

2023 EASTERN CONFERENCE FINALS

DATE	OPPONENT	RESULT	SCORE	ATTENDANCE	GOALS
5/18	@Carolina	W	3-2 (4OT)	18,680	Barkov, Verhaeghe, Tkachuk
5/20	@Carolina	W	2-1 (OT)	18,854	Barkov, Tkachuk
5/22	Carolina	W	1-0	19,873	Reinhart
5/24	Carolina	W	4-3	20,065	Duclair, Lomberg, Tkachuk (2)

2023 STANLEY CUP FINALS

DATE	OPPONENT	RESULT	SCORE	ATTENDANCE	GOALS
6/3	@Vegas	L	5-2	18,432	E. Staal, Duclair
6/5	@Vegas	L	7-2	18,561	Lundell, Tkachuk
6/8	Vegas	W	3-2 (OT)	19,735	Montour, Tkachuk, Verhaeghe
6/10	Vegas	L	3-2	19,986	Montour, Barkov
6/13	@Vegas	L	9-3	19,058	Ekblad, Reinhart, Bennett



PLAYOFF HISTORY | ALL-TIME



PANTHERS 1996 PLAYOFF SCORING

NO	NAME	GP	G	A	PTS	PIM	+/-	PP	SH	GW	GT	SHOTS	PCTG
10	Lowry	22	10	7	17	39	8	4	0	2	1	45	22.2
26	Sheppard	21	8	8	16	0	4	3	0	0	0	47	17.0
14	Barnes	22	6	10	16	4	10	2	0	2	0	57	10.5
11	Lindsay	22	5	5	10	18	6	0	1	1	0	33	15.2
27	Mellanby	22	3	6	9	44	-10	2	0	0	0	57	5.3
55	*Jovanovski	22	1	8	9	52	2	0	0	0	0	51	2.0
44	Niedermayer	22	5	3	8	12	-8	2	0	2	0	48	10.4
21	Fitzgerald	22	4	4	8	34	3	0	0	2	0	31	12.9
6	Woolley	13	2	6	8	14	3	1	0	1	0	27	7.4
3	Laus	21	2	6	8	62	3	0	0	0	0	18	11.1
29	Garpenlov	20	4	2	6	8	-2	0	0	0	0	35	11.4
24	Svehla	22	0	6	6	32	3	0	0	0	0	38	.0
18	Hough	22	4	1	5	8	5	0	0	2	1	38	10.5
12	Hull	14	3	2	5	0	4	0	0	0	0	18	16.7
28	Straka	13	2	2	4	2	-2	0	0	0	0	20	10.0
9	*Dvorak	16	1	3	4	0	2	0	0	0	0	36	2.8
20	Skrudland	21	1	3	4	18	6	0	0	0	0	27	3.7
5	Murphy	14	0	4	4	6	1	0	0	0	0	53	.0
2	Carkner	22	0	4	4	10	8	0	0	0	0	15	.0
23	Warrener	21	0	3	3	10	3	0	0	0	0	14	.0
40	*Washburn	1	0	1	1	0	0	0	0	0	0	0	.0
34	Vanbiesbrouck	22	0	1	1	20	0	0	0	0	0	0	.0
25	Smith	1	0	0	0	2	-1	0	0	0	0	0	.0
30	Fitzpatrick	2	0	0	0	0	0	0	0	0	0	0	.0

NO	GOALTENDERS	GP	W	L	GAA	MINS	SO	GA	SA	SV%	G	A	PIM
34	Vanbiesbrouck	22	12	10	2.25	1332	1	50	735	.932	0	1	20
30	Fitzpatrick	2	0	0	6.00	60	0	0	6	30.800	0	0	0

TOTALS **22** **12** **10** **2.45** **1392** **1** **1** **56** **765** **.926** **0** **1** **20**

PANTHERS 1997 PLAYOFF SCORING

NO	NAME	GP	G	A	PTS	PIM	+/-	PP	SH	GW	GT	SHOTS	PCTG
24	Svehla	5	1	4	5	4	-4	1	0	0	0	13	7.7
5	Murphy	5	0	5	5	4	0	0	0	0	0	18	.0
44	Niedermayer	5	2	1	3	6	-1	1	0	0	0	5	40.0
9	Muller	5	1	2	3	4	-3	1	0	0	0	20	5.0
29	Garpenlov	4	2	0	2	4	0	2	0	1	0	6	33.3
26	Sheppard	5	2	0	2	0	-4	1	0	0	0	12	16.7
27	Mellanby	5	0	2	2	4	-1	0	0	0	0	6	.0
15	*Nemirovsky	3	1	0	1	0	-2	0	0	0	0	4	25.0
18	Hough	5	1	0	1	2	-2	0	0	0	0	10	10.0
11	Lindsay	3	0	1	1	8	0	0	0	0	0	4	.0
21	Fitzgerald	5	0	1	1	0	-1	0	0	0	0	14	.0
3	Laus	5	0	1	1	4	-3	0	0	0	0	6	.0
23	Wells	3	0	0	0	0	-1	0	0	0	0	1	.0
19	Dvorak	3	0	0	0	0	0	0	0	0	0	1	.0
28	Straka	4	0	0	0	0	-2	0	0	0	0	2	.0
2	Carkner	5	0	0	0	6	-3	0	0	0	0	7	.0
12	Hull	5	0	0	0	0	-1	0	0	0	0	12	.0
10	Lowry	5	0	0	0	0	-3	0	0	0	0	8	.0
34	Vanbiesbrouck	5	0	0	0	0	0	0	0	0	0	0	.0
55	Jovanovski	5	0	0	0	4	-4	0	0	0	0	7	.0
7	Warrener	5	0	0	0	0	0	0	0	0	0	5	.0

NO	GOALTENDERS	GP	W	L	GAA	MINS	SO	GA	SA	SV%	G	A	PIM
34	Vanbiesbrouck	5	1	4	2.38	328	1	13	184	.929	0	0	0

PLAYOFF HISTORY | ALL-TIME



PANTHERS 2000 PLAYOFF SCORING

NO	NAME	GP	G	A	PTS	PIM	+/-	PP	SH	GW	GT	SHOTS	PCTG
10	Bure	4	1	3	4	2	-3	1	0	0	0	15	6.7
16	Sillinger	4	2	1	3	2	-1	0	0	0	0	7	28.6
14	Whitney	4	1	0	1	4	-2	0	0	0	0	17	5.9
44	Niedermayer	4	1	0	1	6	-1	0	0	0	0	5	20.0
8	Worrell	4	1	0	1	8	-2	0	0	0	0	6	16.7
27	Mellanby	4	0	1	1	2	0	0	0	0	0	4	.0
2	Pitlick	4	0	1	1	0	0	0	0	0	0	2	.0
24	Svehla	4	0	1	1	4	0	0	0	0	0	4	.0
12	Hicks	4	0	1	1	4	-1	0	0	0	0	4	.0
25	Kozlov	4	0	1	1	0	-3	0	0	0	0	6	.0
21	Parrish	4	0	1	1	0	-2	0	0	0	0	5	.0
9	Barrie	4	0	0	0	0	-1	0	0	0	0	3	.0
29	Vernon	4	0	0	0	10	0	0	0	0	0	0	.0
4	Hedican	4	0	0	0	0	1	0	0	0	0	5	.0
3	Laus	4	0	0	0	8	0	0	0	0	0	5	.0
7	Wilson	4	0	0	0	0	-5	0	0	0	0	1	.0
22	Simpson	4	0	0	0	4	-4	0	0	0	0	2	.0
13	Kvasha	4	0	0	0	0	0	0	0	0	0	6	.0
28	Spacek	4	0	0	0	0	-1	0	0	0	0	7	.0

NO	GOALTENDERS	GP	W	L	GAA	MINS	SO	GA	SA	SV%	G	A	PIM
29	Vernon	4	0	4	3.04	237	0	12	136	.912	0	0	10

PANTHERS 2012 PLAYOFF SCORING

NO	NAME	GP	G	A	PTS	PIM	+/-	PP	SH	GW	GT	SHOTS	PCTG
20	Bergenheim	7	3	3	6	4	-2	1	0	0	0	24	12.5
9	Weiss	7	3	2	5	6	0	3	0	0	0	12	25.0
32	Versteeg	7	3	2	5	8	2	2	0	1	0	18	16.7
57	Goc	7	2	3	5	0	0	1	0	1	0	14	14.3
51	Campbell	7	1	4	5	2	-2	1	0	1	0	9	11.1
26	Samuelsson	7	0	5	5	2	-1	0	0	0	0	14	0.0
14	Fleischmann	7	1	2	3	2	0	0	0	0	0	13	7.7
52	Garrison	4	1	2	3	0	-2	1	0	0	0	12	8.3
19	Upshall	7	1	2	3	4	-1	0	0	0	0	9	11.1
43	Weaver	7	1	0	1	0	-1	0	0	0	0	6	16.7
82	Kopecky	7	1	0	1	4	-3	0	1	0	0	10	10.0
7	Kulikov	7	0	1	1	4	-4	0	0	0	0	15	.0
18	Matthias	7	0	1	1	6	-2	0	0	0	0	9	.0
25	Smithson	5	0	1	1	2	-2	0	0	0	0	1	.0
23	Strachan	2	0	1	1	0	2	0	0	0	0	0	.0
30	Clemmensen	3	0	1	1	0	0	0	0	0	0	0	.0
55	Jovanovski	7	0	0	0	4	-1	0	0	0	0	7	.0
44	*Gudbranson	7	0	0	0	8	-2	0	0	0	0	5	.0
10	Madden	7	0	0	0	0	-3	0	0	0	0	5	.0
16	Sturm	7	0	0	0	4	-3	0	0	0	0	8	.0
8	Wolski	2	0	0	0	4	-1	0	0	0	0	4	.0
4	Ellerby	1	0	0	0	2	0	0	0	0	0	0	.0
60	Theodore	5	0	0	0	0	0	0	0	0	0	0	.0

NO	GOALTENDERS	GP	W	L	GAA	MINS	SO	GA	SA	SV%	G	A	PIM
60	Theodore	5	2	2	2.46	268	1	11	135	.919	0	0	0
30	Clemmensen	3	1	2	2.35	179	0	7	88	.920	0	1	0

TOTALS **8** **3** **4** **2.42** **447** **0** **1** **18** **223** **.919** **0** **1** **0**

PLAYOFF HISTORY | ALL-TIME



PANTHERS 2016 PLAYOFF SCORING

NO.	PLAYER	GP	G	A	PTS	+/-	PIM	PPG	SHG	S	SPCT
18	Reilly Smith	6	4	4	8	7	0	0	0	24	16.7
6	Alex Petrovic	6	1	3	4	5	4	0	0	7	14.3
27	Nick Bjugstad	5	2	2	4	6	2	0	0	21	9.5
36	Jussi Jokinen	6	1	3	4	5	4	1	0	7	14.3
7	Dmitry Kulikov	6	1	3	4	4	4	0	0	10	10
11	Jonathan Huberdeau	6	1	2	3	1	10	0	0	34	2.9
16	Aleksander Barkov	6	2	1	3	-2	2	0	0	28	7.1
26	Teddy Purcell	6	2	0	2	-3	0	1	0	12	16.7
68	Jaromir Jagr	6	0	2	2	-2	4	0	0	20	0
17	Derek MacKenzie	6	0	1	1	-1	4	0	0	9	0
51	Brian Campbell	6	0	1	1	-3	0	0	0	8	0
24	Jiri Hudler	6	0	1	1	-2	4	0	0	5	0
28	Garrett Wilson	6	0	1	1	-1	4	0	0	4	0
21	Vincent Trocheck	2	0	1	1	1	0	0	0	3	0
5	Aaron Ekblad	6	0	1	1	0	0	0	0	14	0
56	Michael Matheson	5	0	1	1	1	0	0	0	8	0
23	Rocco Grimaldi	2	0	0	0	-1	2	0	0	2	0
48	Logan Shaw	3	0	0	0	-2	0	0	0	9	0
41	Gregg McKegg	1	0	0	0	0	2	0	0	1	0
44	Erik Gudbranson	6	0	0	0	-2	2	0	0	7	0
46	Jakub Kindl	1	0	0	0	-1	0	0	0	0	0
22	Shawn Thornton	4	0	0	0	0	2	0	0	2	0

NO.	GOALTENDER	GP	W	L	GAA	MINS	SO	GA	SA	SV%	G	A	PIM
1	Roberto Luongo	6	2	4	2.05	428:20	0	15	227	.934	0	0	0

PANTHERS 2020 PLAYOFF SCORING

NO.	PLAYER	GP	G	A	PTS	+/-	PIM	PPG	SHG	S	SPCT
68	Mike Hoffman	4	3	2	5	-1	4	2	0	8	37.5
16	Aleksander Barkov	4	1	3	4	0	2	1	0	14	7.1
11	Jonathan Huberdeau	4	1	2	3	0	2	0	0	12	8.3
3	Keith Yandle	4	0	3	3	-2	0	0	0	6	0
56	Erik Haula	4	1	0	1	-3	0	1	0	8	12.5
9	Brian Boyle	4	1	0	1	-1	12	0	0	3	33.3
52	MacKenzie Weegar	4	0	1	1	1	4	0	0	7	0
63	Evgenii Dadonov	4	0	1	1	1	2	0	0	7	0
28	Alexi Saarela	1	0	0	0	0	0	0	0	1	0
73	Dryden Hunt	2	0	0	0	1	0	0	0	1	0
55	Noel Acciari	4	0	0	0	-3	0	0	0	4	0
71	Lucas Wallmark	2	0	0	0	-1	2	0	0	2	0
14	Dominic Toninato	3	0	0	0	-3	0	0	0	1	0
77	Frank Vatrano	2	0	0	0	-2	2	0	0	3	0
19	Mike Matheson	2	0	0	0	-2	8	0	0	0	--
7	Colton Sceviour	2	0	0	0	-1	0	0	0	1	0
25	Brady Keeper	1	0	0	0	-1	0	0	0	0	--
10	Brett Connolly	4	0	0	0	-5	2	0	0	2	0
61	Riley Stillman	3	0	0	0	-3	0	0	0	1	0
6	Anton Stralman	4	0	0	0	-5	2	0	0	4	0
5	Aaron Ekblad	4	0	0	0	0	2	0	0	10	0
2	Josh Brown	2	0	0	0	0	0	0	0	0	--
13	Mark Pysyk	4	0	0	0	-1	0	0	0	8	0

NO.	GOALTENDER	GP	W	L	GAA	MINS	SO	GA	SA	SV%	G	A	PIM
72	Sergei Bobrovsky	4	1	3	3.07	234:23	0	12	121	0.901	0	0	0

PLAYOFF HISTORY | ALL-TIME



PANTHERS 2021 PLAYOFF SCORING

NO.	PLAYER	GP	G	A	PTS	+/-	PIM	PPG	SHG	S	SPCT
11	Jonathan Huberdeau	6	2	8	10	-3	4	1	0	18	11.1
16	Aleksander Barkov	6	1	6	7	-8	2	1	0	20	5
70	Patric Hornqvist	6	2	3	5	0	12	2	0	22	9.1
9	Sam Bennett	5	1	4	5	0	8	0	0	18	5.6
74	Owen Tippett	6	1	3	4	-1	0	0	0	14	7.1
23	Carter Verhaeghe	6	2	1	3	-3	2	1	0	18	11.1
52	MacKenzie Weegar	6	1	2	3	-1	6	0	0	12	8.3
19	Mason Marchment	2	0	2	-2	8	0	0	12	16.7	
7	Radko Gudas	6	1	1	2	2	4	0	0	7	14.3
21	Alex Wennberg	6	1	1	2	-1	0	1	0	4	25
42	Gustav Forsling	6	1	1	2	1	0	0	0	16	6.3
77	Frank Vatrano	6	1	1	2	3	4	0	0	12	8.3
3	Keith Yandle	3	0	2	2	-2	0	0	0	3	0
94	Ryan Lomberg	6	1	0	1	0	30	0	0	7	14.3
6	Anton Stralman	5	0	0	0	-1	0	0	0	9	0
91	Anthony Duclair	6	0	0	0	-3	6	0	0	7	0
62	Brandon Montour	6	0	0	0	-4	6	0	0	18	0
55	Noel Acciari	6	0	0	0	1	0	0	0	4	0
65	Markus Nutivaara	5	0	0	0	-4	14	0	0	6	0

NO.	Goaltender	GP	W	L	GAA	MINS	SO	GA	SA	SV%	G	A	PIM
30	Spencer Knight	2	1	1	2.06	116:20	0	4	60	0.933	0	0	0
72	Sergei Bobrovsky	3	1	2	5.33	112:37	0	10	63	0.841	0	0	0
60	Chris Driedger	3	0	1	3.7	129:44	0	8	62	0.871	0	0	0

PANTHERS 2022 PLAYOFF SCORING

NO.	PLAYER	GP	G	A	PTS	+/-	PIM	PPG	SHG	S	SPCT
23	Carter Verhaeghe	10	6	6	12	+7	4	0	0	22	27.3
28	Claude Giroux	10	3	5	8	+2	0	0	0	25	12.0
16	Aleksander Barkov	10	2	5	7	+3	4	0	0	38	5.3
5	Aaron Ekblad	10	1	4	5	-2	11	0	0	23	4.4
11	Jonathan Huberdeau	10	1	4	5	+1	4	0	0	25	4.0
13	Sam Reinhart	10	3	1	4	-4	2	1	0	30	10.0
42	Gustav Forsling	10	0	3	3	+7	4	0	0	21	0
62	Brandon Montour	10	0	3	3	0	6	0	0	19	0
9	Sam Bennett	10	1	2	3	+1	12	0	0	29	3.5
10	Anthony Duclair	8	1	2	3	+4	4	0	0	6	16.7
27	Eetu Luostarinen	10	1	1	2	-3	2	0	0	9	11.1
7	Radko Gudas	10	0	2	2	+1	6	0	0	11	0
70	Patric Hornqvist	10	1	1	2	-3	4	0	0	22	4.6
15	Anton Lundell	9	1	0	1	-1	2	0	0	4	25
94	Ryan Lomberg	5	1	0	1	-1	2	0	0	5	20
17	Mason Marchment	4	1	0	1	-3	6	0	0	9	11.1
52	MacKenzie Weegar	10	0	1	1	+1	10	0	0	26	0
8	Ben Chiarot	10	0	1	1	-1	8	0	0	17	0
98	Maxim Mamin	4	0	0	0	-3	0	0	0	9	0
55	Noel Acciari	9	0	0	0	-5	0	0	0	3	0
19	Joe Thornton	1	0	0	0	-1	0	0	0	0	--

NO.	Goaltender	GP	W	L	GA	MINS	SO	GA	SA	SV%	G	A	PIM
72	Sergei Bobrovsky	10	4	6	2.70	600.18	0	27	303	.911	0	0	2

PLAYOFF HISTORY | ALL-TIME



PANTHERS 2023 PLAYOFF SCORING

NO.	PLAYER	GP	G	A	PTS	+/-	PIM	PPG	SHG	S	SPCT
19	Matthew Tkachuk	20	11	13	24	+12	74	4	0	61	18.0
23	Carter Verhaeghe	21	7	10	17	+7	8	0	0	59	11.9
16	Aleksander Barkov	21	5	11	16	+5	10	0	0	55	9.1
9	Sam Bennett	20	5	10	15	+5	60	1	0	73	6.9
62	Brandon Montour	21	8	5	13	+2	39	2	0	72	11.1
13	Sam Reinhart	21	8	5	13	0	12	3	0	45	17.8
10	Anthony Duclair	20	4	7	11	-6	16	1	0	40	10.0
15	Anton Lundell	21	2	8	10	+3	2	0	0	43	4.7
42	Gustav Forsling	21	2	6	8	+7	10	0	1	36	5.6
5	Aaron Ekblad	20	2	6	8	+9	20	1	0	26	7.7
21	Nick Cousins	21	2	5	7	0	16	0	0	26	7.7
27	Eetu Luostarinen	16	2	3	5	+2	4	0	0	14	14.3
12	Eric Staal	21	2	3	5	-4	12	0	1	14	14.3
28	Josh Mahura	21	0	3	3	-6	6	0	0	22	0.0
7	Radko Gudas	21	0	3	3	-5	34	0	0	17	0.0
6	Colin White	21	0	2	2	-9	6	0	0	7	0.0
94	Ryan Lomberg	13	1	0	1	-1	22	0	0	17	5.9
22	Zac Dalpe	13	1	0	1	-8	2	0	0	15	6.7
14	Grigori Denisenko	1	0	0	0	-3	0	0	0	0	0.0
4	Casey Fitzgerald	2	0	0	0	-1	10	0	0	1	0.0
54	Givani Smith	1	0	0	0	0	2	0	0	2	0.0
18	Marc Staal	21	0	0	0	0	10	0	0	17	0.0

NO.	Goaltender	GP	W	L	GAA	MINS	SO	GA	SA SV%	G	A	PIM
72	Sergei Bobrovsky	19	12	6	2.78	1164:21	1	54	639 .915	0	1	0
34	Alex Lyon	4	1	2	3.63	198:32	0	12	107.888	0	0	0



PLAYOFF LEADERS | ALL-TIME



PLAYER	GOALS
Carter Verhaeghe	15
Matthew Tkachuk	11
Sam Reinhart	11
Aleksander Barkov	11
Ray Sheppard	10
Dave Lowry	10

PLAYER	ASSISTS
Aleksander Barkov	26
Carter Verhaeghe	17
Sam Bennett	16
Jonathan Huberdeau	16
Matthew Tkachuk	13

PLAYER	POINTS
Aleksander Barkov	37
Carter Verhaeghe	32
Matthew Tkachuk	24
Sam Bennett	23
Jonathan Huberdeau	21

PLAYER	GAMES
Aleksander Barkov	47
Aaron Ekblad	40
Gustav Forsling	37
Brandon Montour	37
Carter Verhaeghe	37
Radko Gudas	37

PLAYER	PIM
Sam Bennett	80
Matthew Tkachuk	74
Paul Laus	74
Ed Jovanovski	60
Ryan Lomberg	54

PLAYER	POWER-PLAY GOALS
Matthew Tkachuk	4
Sam Reinhart	4
Ray Sheppard	4
Dave Lowry	4
Stephen Weiss	3
Rob Niedermayer	3

PLAYER	SHORT-HANDED GOALS
Gustav Forsling	1
Eric Staal	1
Tomas Kopecky	1
Bill Lindsay	1

PLAYER	GAME-WINNING GOALS
Carter Verhaeghe	7
Matthew Tkachuk	4
Sam Reinhart	2
Rob Niedermayer	2
Stu Barnes	2
Dave Lowry	2
Mike Hough	2
Tom Fitzgerald	2

GOALTENDER	GAMES
Sergei Bobrovsky	36
John Vanbiesbrouck	27
Roberto Luongo	6
Jose Theodore	5
Alex Lyon	4
Mike Vernon	4

WINS	
Sergei Bobrovsky	18
John Vanbiesbrouck	13
Roberto Luongo	2
Jose Theodore	2

SHUTOUTS	
John Vanbiesbrouck	2
Sergei Bobrovsky	1
Jose Theodore	1

GOALS-AGAINST AVERAGE	
John Vanbiesbrouck	2.28
Sergei Bobrovsky	2.93



MOST

GOALS -- 4 - Several times. LAST: (3rd per.) vs. Boston (4/28/23)

GOALS AGAINST -- 4 - 3X. LAST: (2nd per.) at Vegas (6/13/23)

GOALS BOTH TEAMS -- 7 - (3rd per.) vs. Boston (4/28/23)

PENALTY MINUTES -- 64 - (3rd per.) at Vegas (6/5/23)

PENALTY MINUTES BY OPPONENT -- 54 - (3rd per.) at Boston (4/19/23)

PENALTY MINUTES BY BOTH TEAMS -- 106 - (3rd per.) at Vegas (6/5/23)

SHOTS ON GOAL AT HOME -- 23 - (3rd per.) vs. Pittsburgh (5/24/96)

SHOTS ON GOAL ON ROAD -- 19 - (2nd per.) at Tampa Bay (5/22/21)

SHOTS AGAINST AT HOME -- 26 - (1st per.) vs. New Jersey (4/13/12)

SHOTS AGAINST ON ROAD -- 20 (1st per.) at Carolina (5/20/23)

POWER-PLAY GOALS -- 2 - 5X. LAST: (3rd per.) vs. New Jersey (4/26/12)

POWER-PLAY GOALS AGAINST -- 3 - (1st per.) at Colorado (6/6/96)

SHORT-HANDED GOALS -- 1 - 4X. LAST: (1st per.) at Vegas (6/3/23)

SHORT-HANDED GOALS AGAINST -- 1 - 7X. LAST: (1st per.) at Vegas (6/13/23)

FEWEST

SHOTS ON GOAL -- 1 - (2nd per.) vs. New Jersey (4/18/00)

SHOTS ON GOAL AGAINST -- 2 - (3rd per.) vs. Pittsburgh (5/24/96)

FASTEST

OPENING GOAL -- :23 - Stephen Weiss vs. New Jersey (4/15/12)

OPENING GOAL AGAINST -- :33 - Zach Parise at New Jersey (4/17/12)

OPENING GOAL, HOME -- :23 - Stephen Weiss vs. New Jersey (4/15/12)

OPENING GOAL, ROAD -- :30 - Jody Hull at Boston (4/24/96)

OPENING GOAL AGAINST, HOME -- :39 - Mark Messier vs. NY Rangers (4/17/12)

OPENING GOAL AGAINST, ROAD -- :33 - Zach Parise at New Jersey (4/17/12)

GOAL FROM START OF PERIOD: -- :14 - Anton Lundell (3rd per.) at Vegas (6/5/23)

GOAL FROM START OF PERIOD AGAINST: -- :27 - Petr Nedved (2nd per.) vs. Pittsburgh (5/24/96)

OVERTIME GOAL -- 1:51 (of 1st OT) - Matthew Tkachuk vs. Carolina (5/20/23)

OVERTIME GOAL AGAINST -- 5:39 (of 1st OT) - Travis Zajac vs. New Jersey (4/24/12)

TWO GOALS SCORED BY ONE PLAYER -- :49 - Stephen Weiss (1st per.) vs. New Jersey (4/15/12)

TWO GOALS AGAINST BY ONE PLAYER -- 1:19 - Peter Forsberg (1st per.) at Colorado (6/6/96)

TWO GOALS -- :25 - Ray Sheppard/Mike Hough (1st per.) vs. Boston (4/17/96)

TWO GOALS AGAINST -- :31 - Rene Corbet/Valeri Kamensky (2nd per.) at Colorado (6/6/96)

THREE GOALS -- 1:17 - Sheppard 7:37, Hough 8:02, Hull 8:54, (1st per.) vs. Boston (4/17/96)

THREE GOALS AGAINST -- 3:49 - Young 10:32, Ricci 12:21, Krupp 14:21, (2nd per.) at Colorado (6/4/96)

MOST

DECISIVE WIN -- 6-2 - vs. Boston (4/22/96) and 5-1 at Pittsburgh (5/18/96)

DECISIVE WIN AT HOME -- 6-2 - vs. Boston (4/22/96)

DECISIVE WIN ON ROAD -- 5-1 - at Pittsburgh (5/18/96)

DECISIVE SHUTOUT -- 3-0 - 2x. vs. New Jersey (4/21/12) and vs. NY Rangers (4/17/97)

DECISIVE SHUTOUT WIN AT HOME -- 3-0 - 2x. vs. New Jersey (4/21/12) and vs. NY Rangers (4/17/97)

DECISIVE SHUTOUT WIN ON ROAD -- 2-0 - at Philadelphia (5/2/96)

DECISIVE LOSS -- 8-1 - at Colorado (6/6/96)

DECISIVE LOSS AT HOME -- 6-2 - vs. Boston (4/23/23)

DECISIVE LOSS ON ROAD -- 8-1 - at Colorado (6/6/96)

GOALS -- 7 - vs. Boston (4/28/23)

GOALS AT HOME -- 7 - vs. Boston (4/28/23)

GOALS ON ROAD -- 6 - 2x. at Boston (4/19/23) and at Tampa Bay (5/20/21)

GOALS BOTH TEAMS -- 12 - 2x. vs. Boston (4/28/23) 7-5 (W), at Vegas (6/13/23) 9-3 (L)

GOALS AGAINST -- 9 - at Vegas (6/13/23), 9-3 (L)

GOALS AGAINST AT HOME -- 6 - vs. Boston (4/23/23)

GOALS AGAINST ON ROAD -- 9 - at Vegas (6/13/23)

ASSISTS -- 12 - vs. Tampa Bay (5/20/21)

SCORING POINTS -- 18 - 2x. vs. Boston (4/29/23) and vs. Tampa Bay (5/20/21)

PENALTY MINUTES -- 84 - at Vegas (6/5/23)

PENALTY MINUTES BY OPPONENT -- 64 - 2x. at Vegas (6/5/23) and vs. Boston (4/22/96)

PENALTY MINUTES BY BOTH TEAMS -- 148 - at Vegas (6/5/23)

PENALTIES -- 19 - (57 PIM) vs. Boston (4/22/96)

PENALTIES BY OPPONENT -- 21 - (64 PIM) vs. Boston (4/22/96)

POWER-PLAY GOALS -- 3 - at New Jersey (4/17/12)

POWER-PLAY GOALS AGAINST -- 4 - at Colorado (6/6/96)

SHORT-HANDED GOALS -- 1 - 4x. LAST: (1st per.) at Vegas (6/3/23)

SHORT-HANDED GOALS AGAINST -- 7x. LAST: (1st per.) at Vegas (6/13/23)

SHOTS ON GOAL -- 63 - vs. Colorado (6/10/96)

SHOTS ON GOAL AT HOME -- 63 - vs. Colorado (6/10/96)

SHOTS ON GOAL ON ROAD -- 60 - at Carolina (5/18/23)

SHOTS ON GOAL BOTH TEAMS -- 125 - at Carolina (5/18/23)

SHOTS AGAINST -- 65 - at Carolina (5/18/23)

SHOTS AGAINST AT HOME -- 56 - vs. Colorado (6/10/96)

SHOTS AGAINST ON ROAD -- 65 - at Carolina (5/18/23)

FEWEST

PENALTY MINUTES -- 0 - vs. Toronto (5/7/23)

PENALTY MINUTES BY OPPONENT -- 2 - 2X. LAST: at Vegas (6/13/23)

PENALTY MINUTES BY BOTH TEAMS -- 4 - at Vegas (6/13/23)

SHOTS ON GOAL -- 15 - at Philadelphia (5/2/96)

SHOTS ON GOAL AT HOME -- 17 - vs. Carolina (5/22/23)


SHOTS ON GOAL ON ROAD -- 15 - at Philadelphia (5/2/96)

SHOTS ON GOAL BOTH TEAMS -- 33 - at Philadelphia (5/2/96)

SHOTS AGAINST -- 16 - at Washington (5/9/22)

SHOTS AGAINST AT HOME -- 22 - 2X. LAST: vs. NY Islanders (8/5/20)

SHOTS AGAINST ON ROAD -- 16 - at Washington (5/9/22)



General Info

F L O R I D A P A N T H E R S H O C K E Y C L U B



STEVE GOLDSTEIN

BALLY SPORTS FLORIDA TV PLAY-BY-PLAY BROADCASTER

Steve Goldstein is a sports broadcasting veteran nationally and in the South Florida market.

Goldstein is the longtime hockey voice of the NHL's Florida Panthers and is currently the television play-by-play broadcaster for the Florida Panthers on Bally Sports Florida. With the team on television and radio since 1997, he's in his 17th season as TV play-by-play announcer.

In addition, Steve calls NFL Miami Dolphins TV play-by-play for preseason games on CBS Miami and is pregame show host on the Dolphins Radio Network. He also does play-by-play for PHF hockey, including the 2022 championship game and All-Star games. Steve anchors news and sports on CBS 4 Miami, as well.

Goldstein has worked radio play-by-play for Westwood One's NHL coverage, including the 2016 and 2017 Stanley Cup playoffs and Final. He served as CBS Radio/Westwood One's Olympic hockey play-by-play voice for the 2010 games in Vancouver and the 2014 Sochi Games. He also hosted the network's 1998 hockey coverage in Nagano, Japan and was a producer for the '94 Lillehammer games.

Prior to stepping into the Panthers TV role, Steve was the team's radio play-by-play announcer.

He has hosted Panthers and Dolphins weekly TV programs and morning drive radio on WQAM and WINZ radio in Miami.

He is the Founder and Chairman of Goldie's Gang Foundation, which provides assistance to children and families.

Goldstein won the 2019 NSMA Sportscaster of the Year, Florida award and received the 2022 Emmy award for NHL play-by-play.

Steve is from Brooklyn, N.Y., and attended Syracuse University, graduating from the S.I. Newhouse School of Public Communications with a degree in Broadcast Journalism.

He resides in Florida with wife Dana and has two sons, Jake and Kyle.



RANDY MOLLER

BALLY SPORTS FLORIDA TV COLOR ANALYST

Former Panthers defenseman Randy Moller enters his eighth season as Bally Sports Florida television analyst, and his fifth season as Color Analyst for the network. He has previously served as the Florida Panthers' radio play-by-play broadcaster. Moller was voted South Florida's best sports radio play-by-play broadcaster in an online poll conducted by the Miami Herald in 2010, due to his insightful and uniquely entertaining broadcasts.

Moller has been a member of the Panthers' broadcast team for the last 24 years, serving in a variety of capacities, including the club's radio analyst and television host, providing Panthers fans with enthusiastic and colorful broadcasts. He has broadcast over 1,900 games on radio/TV since 1996.

A native of Red Deer, AB, Moller, played 13 seasons in the NHL with Florida, Quebec, the New York Rangers and Buffalo recording 45 goals, 180 assists and 1,692 penalty minutes in 815 games.

He and his wife, Cathy, live in Boca Raton and have two sons, Jonathan and Logan, and a daughter, McKenna.



KATIE ENGLESON

BALLY SPORTS FLORIDA RINKSIDE REPORTER

Katie Engleson, enters her second season with Bally Sports Florida and the Florida Panthers as the team's sideline reporter.

Prior to joining the Panthers, Engleson spent four years in Dallas, Texas, as a host and reporter with Bally Sports Southwest. While there, she covered a multitude of teams across different leagues in the Southwest region including the Dallas Mavericks, New Orleans Pelicans, and Texas Rangers. She was also one of the lead sideline reporters for Bally Sports Southwest's High School Football coverage and was the host of The Built Ford Tough Player of the Week Show, highlighting the best football players in the state of Texas. Engleson was nominated for 3 Emmys while in Dallas.

In addition to her duties at Bally Sports Southwest, she was a sideline reporter for the WNBA, covering the Dallas Wings for both FOX Sports Southwest and CBS Sports Network.

Before moving to Dallas, Katie spent two years with the ABC-affiliate, KXXV-TV in Waco, Texas as the channel's Weekday Sports Reporter and Weekend Sports Anchor covering predominately Baylor University Athletics, as well as the Big 12 conference.

A Parkland, Fla., native, Engleson graduated from St. Thomas Aquinas High School before attending the University of Alabama where she received a B.A. in telecommunications and film.



CRAIG MINERVINI

BALLY SPORTS FLORIDA TV HOST/REPORTER

Craig Minervini returns for his 18th season as Florida Panthers Television Host, joining the team broadcast from 2003-12, and now from 2015-present. Minervini has covered the Florida Panthers since their first season, including as the only South Florida based TV Reporter at the inaugural draft in Quebec City in 1993.

Minervini has also been on the Miami Marlins beat for 22 seasons as pre-/post-game host and in-game reporter on Bally Sports Florida, having earned three Emmy Awards. He has handled play-by-play for select Marlins games on TV and radio as well.

Minervini handled national play-by-play duties for the 2022 Orange Bowl Basketball Classic at Fla Live Arena in December, 2022.

In 2010, Craig served as the national play-by-play voice for the United Football League (UFL) games on Versus.

Before joining Bally Sports Florida, Minervini spent seven years with WTVJ-NBC 6 in Miami as a sports anchor/reporter. He anchored sports on WNBC-TV (NY) in 2004.

Minervini's extensive television broadcasting experience includes a wide variety of assignments such as play-by-play voice for NBC Sports (Notre Dame football), CBS Sports Spectacular, ESPN college football, baseball and Roller Hockey International events, Major League Soccer, XFL Football, boxing and mixed martial arts events.

He appeared as an announcer in Kevin James' blockbuster movie "Here Comes the Boom". Early in his career, his first entrance on the national stage came as a TV broadcaster for the World Wrestling Federation (WWF) events, as "Craig DeGeorge".

Minervini earned a broadcast journalism degree from Syracuse University where he called Orange football, basketball, lacrosse and soccer while handling AAA Syracuse Chiefs baseball.

A native of Huntington, Long Island, Minervini has two sons, Chase and Maxwell, and a daughter, Spencer.



JESSICA BLAYLOCK

BALLY SPORTS FLORIDA TV HOST/REPORTER

Jessica Blaylock serves as the Florida Panthers Television Host and sideline reporter for select broadcasts on Bally Sports Florida.

From 2006 to 2011, Blaylock worked for ESPN as an operations producer for college football, college basketball and NASCAR. She originally joined FOX Sports Florida in 2010, covering five seasons of Orlando Magic basketball, as well as high school football and basketball. She has also contributed to both Jacksonville Jaguars and high school football features for CSS.

In 2015, Blaylock was named the in-game reporter on Marlins' television broadcasts.

Previously, Blaylock served as a radio host and reporter for 1010XL in Jacksonville. Of her duties, she was the Jaguars beat reporter, an active contributor on the Frank Frangie Show with Rick Ballou and hosted her own evening show. She also covered THE PLAYERS Championship and other various sporting events in the Jacksonville area.

A Jacksonville, Fla., native, Blaylock attended the University of Florida where she received a B.A. in Telecommunications and a B.A. in History.



ED JOVANOVSKI

BALLY SPORTS FLORIDA ANALYST

Former Panthers defenseman Ed Jovanovski enters his fifth season as an analyst with Bally Sports Florida.

Jovanovski was originally selected first overall in the 1994 NHL Entry Draft as Florida's first-ever NHL draft pick. He went on to appear in 362 games over seven seasons in a Panthers uniform, totaling 102 points (33-69-102). Over his 18-season NHL career, Jovanovski skated in 1,128 NHL games with Florida (1995-96 to 1998-99, 2011-12 to 2013-14) amassing 500 points (137-363-500). He wore #55 in all seven seasons as a Panther and served as the sixth captain in franchise history from 2012-13 to 2013-14.

During Jovanovski's rookie campaign in 1995-96, he produced 21 points (10-11-21) over 70 games. His 10 goals and 21 points remained franchise rookie defenseman records until Aaron Ekblad surpassed them in 2014-15. In the 1995-96 playoffs, Jovanovski led Florida blueliners with eight assists and nine points (1-8-9) over 22 games, helping the Panthers secure a trip to the Stanley Cup Final. Following that season he was named to the NHL All-Rookie Team and was a finalist for the Calder Trophy.

The five-time NHL All-Star also represented Canada on the international stage throughout his career, earning Gold Medals at the 2002 Winter Olympic Games in Salt Lake City, the 2005 IIHF World Championship and the 1995 IIHF U20 World Junior Championship. He earned silver at the 2008 World Championship.

Prior to his professional career, the Windsor, Ontario native skated in two Ontario Hockey League (OHL) seasons with the Windsor Spitfires, logging 115 points (38-77-115) over 112 games. In 1993-94, he was named to the CHL All-Rookie Team, OHL First All-Rookie Team and OHL Second All-Star Team.



JEFF CHYCHRUN

BALLY SPORTS FLORIDA ANALYST

Former NHL defenseman Jeff Chychrun enters his fifth season as a Bally Sports Florida analyst for the Florida Panthers.

The Ottawa, Ontario native appeared in 262 NHL games with the Philadelphia Flyers (1986-87 to 1990-91), Los Angeles Kings (1991-92 and 1992-93), Pittsburgh Penguins (1991-92 to 1992-93) and Edmonton Oilers (1993-94), compiling 25 points (3-22-25). He was a member of the 1991-92 Stanley Cup Champion Pittsburgh Penguins.

Chychrun appeared in 170 career American Hockey League (AHL) games over four seasons, highlighted by a Calder Cup championship with the Flyers' affiliate, the Hershey Bears, in 1987-88.

Prior to his professional career, Chychrun skated in 182 Ontario Hockey League (OHL) games with the Kingston Canadians from 1983-84 to 1985-86, amassing 41 points (3-38-31). He was named to the OHL Third All-Star Team in 1985-86.

Chychrun is father to Boca Raton native Jakob, who is currently a defenseman for the Ottawa Senators.



JAMESON OLIVE

BEAT WRITER/SENIOR DIGITAL CONTENT MANAGER

Jameson Olive enters his seventh season covering the Panthers as the team's in-house beat writer.

Prior to joining the organization on a full-time basis in December of 2017, he spent three seasons contributing to the team's website on a weekly basis as a freelance reporter. In his current role with the Panthers, he reports on the club's day-to-day activities, covering games while producing stories highlighting players' accomplishments, personalities and more.

In addition to features, he has worked to establish a stream of recurring content for the team's website, such as Cats Forecast, Panther Mailbags, Panther Postcards, 5 Takeaways and ghostwritten player blogs. Olive also oversees FloridaPanthers.com and the organization's FLA Panthers Gaming sub-brand.

A native of Vero Beach, Fla., Jameson broke into the world of professional sports writing in 2014 as a member of FOX Sports Florida's digital team. With FOX, he was able to cover both the Panthers and NFL's Miami Dolphins while also working the desk as one of the company's website copy editors.

Olive spearheading the creation of the Panthers' official team podcast, "Territory Talk," which he co-hosts with Panthers radio play-by-play broadcaster Doug Plagens. In addition to hosting, Jameson produces the show and books its weekly guests.

Olive also appears during the second intermission of all Panthers radio broadcasts on 560 WQAM, breaking down the action in a segment known as "After 40." He is also a regular guest on the station's "Panthers Insider" show.

Olive currently resides in Tamarac, Fla. with his wife, Adelyn.



DOUG PLAGENS

FLORIDA PANTHERS RADIO NETWORK PLAY-BY-PLAY BROADCASTER

Doug Plagens enters his ninth season as the radio play-by-play broadcaster for the Florida Panthers. Plagens has over 1,100 games of professional hockey broadcasting experience at the NHL, AHL, and ECHL levels.

Along with being the radio voice of the Panthers, Plagens can be heard co-hosting the club's official podcast "Territory Talk" with Jameson Olive.

Prior to joining the Panthers for the 2015-16 season, Plagens spent four years in Cleveland, Ohio as the radio and television play-by-play voice of the AHL's Lake Erie Monsters and the Arena Football League's Cleveland Gladiators. During his time in Cleveland, Plagens served on the SiriusXM NHL Network Radio broadcast of the 2015 AHL All-Star Game in Utica, New York.

Previously, Plagens spent time as the radio and television play-by-play voice of the ECHL's Idaho Steelheads in Boise, Idaho. With the Steelheads, he was recognized as the ECHL's "Broadcaster of the Year" for the 2009-10 season, and was selected as part of the national television broadcast of the 2010 ECHL All-Star Game in Ontario, California. While in Idaho, Plagens also hosted a nightly sports talk radio show on Boise's ESPN Radio affiliate, KTIK 1350 "The Ticket", and freelanced as a sports anchor/reporter/producer at KBOI-TV (CBS).

Plagens' broadcasting experience also includes time as a television sports anchor and reporter at WKBN (CBS), WYFX (FOX), and WYTV (ABC) in Youngstown, Ohio.

Plagens holds a Master's Degree in Broadcast Journalism from Syracuse University, and a Bachelor's in Communication from Lake Forest College (IL).

He currently resides in Sunrise, Florida.



BILL LINDSAY

FLORIDA PANTHERS RADIO NETWORK COLOR ANALYST

Bill Lindsay enters his ninth season as Radio Color Analyst for the Florida Panthers. He previously spent six seasons as the team's television analyst on FOX Sports Florida, after spending the previous two years serving as the club's radio color commentator.

Lindsay, a 14-year NHL veteran and member of the 1996 Panthers Eastern Conference Championship team, played in 777 NHL games for six different clubs scoring 83 goals with 141 assists. He appeared in 506 games with the Panthers (1993-99, 2001-02) recording 165 points (67-98-165). Lindsay is best known for his historic Game 5 goal in the Eastern Conference Quarterfinals versus Boston that broke a 3-3 tie and gave the Panthers their first franchise playoff series victory.

The Bigfork, Montana native completed his NHL career with Atlanta in 2004, before spending his final two seasons playing for the Cologne Sharks in the German League (DEL).

Lindsay and his wife, Kari, reside in Deerfield Beach.



ADELYN BIEDENBACH

VICE PRESIDENT OF COMMUNICATIONS

Contact:
BiedenbachA@floridapanthers.com
(954-249-4817)
*Interview requests



CHRISSY PARENTE

DIRECTOR OF CORPORATE COMMUNICATIONS

Contact:
ParenteC@floridapanthers.com
(954-224-5257)
*Off-ice interview/executive media requests



THOMAS HARDING

HOCKEY COMMUNICATIONS MANAGER

Contact:
HardingT@floridapanthers.com
(954-218-6696)
*Interview requests



VERONICA LEMPICKI

MEDIA RELATIONS COORDINATOR

Contact:
LempickiV@floridapanthers.com
(561-871-8974)
*Credential requests/photography requests
and broadcast needs



AMINA KING

CORPORATE COMMUNICATIONS COORDINATOR

Contact:
KingA@floridapanthers.com



JULIANA DAVID

COMMUNICATIONS COORDINATOR

Contact:
DavidJ@floridapanthers.com
*Game notes and archival/milestone
requests

PANTHERS ICEDEN

The Florida Panthers IceDen, is a 125,000 square foot, state-of-the-art recreational skating and entertainment complex that houses three ice rinks and was the first designed multi-sheet facility in Florida. This facility opened its doors in Nov. 1996 and serves as the current primary practice facility for the NHL's Florida Panthers.

The Florida Panthers IceDen has hosted a variety of prestigious events including the Amerigo LATAM Cup, Sunshine State Figure Skating Championships, the Florida State High school Hockey Championships, the State Amateur Hockey of Florida Championships, Special Olympics Florida, NHL Sled Hockey Tournament, and the USA Hockey National Championships. The facility also hosts the Florida Panthers developmental camp, summer hockey schools, as well as international adult hockey tournaments. The Florida Panthers IceDen was also named by USA Hockey Magazine as one of the

10 coolest rinks in the United States and continues to be one of the busiest facilities in the country.

The expansion of Florida Panthers IceDen continues the building's commitment to being one of the premier ice facilities in the country. Other Panthers IceDen programs also utilize the rink: the Panthers Figure Skating Club, Florida Jr. Panthers Travel Youth Hockey League, Panthers Development League, and the Panthers Adult Hockey League. Visit www.PanthersIceDen.com for more information or follow @PanthersIceDen on Twitter, Instagram and Facebook.



WAR MEMORIAL/BAPTIST HEALTH ICEPLEX

On May 25, 2021, the Panthers held a ceremonial groundbreaking in celebration of the organization's \$65 million revitalization of the Fort Lauderdale War Memorial Auditorium and construction of a new state-of-the-art practice and community ice facility.

Slated to debut in Winter 2024, the Baptist Health IcePlex will feature two regulation-sized indoor ice rinks, including a dedicated public rink offering a robust variety of youth and adult hockey programs, public skating, and figure skating for community members of all ages. The Panthers official practice rink will feature stadium seating for up to 1,000 fans during practices and training camps, which will be free and open to the public, and further support community programming.

Upon its completion, the 144,000 sq. ft. venue will also house South Florida's first-of-its-kind ballroom setup performance theater, with plans for a 10-year

agreement with Live Nation as the official programming partner.

Under the stewardship of the veteran-owned and led Florida Panthers, the War Memorial Auditorium will also continue to serve as an honored tribute to Broward County's fallen military heroes and ceremonial front door for this new world-class complex.

Visit www.FTLWarMemorial.com for more information or follow @FTLWarMemorial on Twitter, Instagram and Facebook.





Florida's premier sports and entertainment venue, Amerant Bank Arena is Florida's largest indoor arena and the second largest sports and entertainment venue in South Florida. Home of the NHL's Florida Panthers, the state-of-the-art Amerant Bank Arena continues to host hundreds of major concerts, events, and performance acts each year, which have included the likes of Elton John, Harry Styles, Aerosmith, P!NK, WWE, Billboard Latin Music Awards as well as family shows like Disney on Ice and Monster Jam. In addition, the venue has played host to the 2001 and 2015 NHL Entry Drafts and the 2003 NHL All-Star Game, as well as acting as the annual home for Y100 Jingle Ball and AutoNation Orange Bowl Basketball Classic.

Located in Sunrise, Florida across from the Sawgrass Mills Mall, which attracts upwards of 30 million visitors annually, the Broward County-owned Amerant Bank Arena is one of the top-ranked venues of its kind in the world, servicing Broward, Collier, Miami-Dade, Monroe and Palm Beach Counties and beyond.

Amerant Bank Arena offers versatile programming reflective of the rich diversity of the South Florida community. In addition to hosting Florida Panthers hockey and world class live entertainment, Amerant Bank Arena also hosts corporate functions, charity events, seminars and much more.

Amerant Vault is a 12,000+ square-foot exclusive lounge for concerts, shows, and events including a center ice view for hockey games. Amerant Vault offers all-inclusive superior cuisine and an all-inclusive full-service bar. Other offers include VIP valet parking,

private entrance, early entry to an event and much more.

Lord Stanley's Loft at Amerant Bank Arena encompasses approximately 8,000 square feet and caters to approximately 500 guests with a Panthers themed interior design, full-service bar, outdoor patio, specialty buffet and tremendous sightlines.

Club Stoli offers fans another luxury seating and dining option inside the Amerant Bank Arena with unique food and beverage options. Corona Beach House, located on the Club Level on the opposite side of Club Stoli, offers a unique lounging atmosphere with plenty of seating.

Located on our Sky Level, the SeatGeek Sunset Terrace is one of the largest private hospitality spaces in Amerant Bank Arena. Available for groups of 60 or more guests in the all-new SeatGeek Sunset Terrace can enjoy all-inclusive food, beer, wine and non-alcoholic beverages. Guests can enjoy panoramic views of the ice and take advantage of the private outdoor patio which offers breathtaking views of the Florida Everglades, making this area a scenic space for any event.

Amerant Bank Arena is also the home for private loge box seating. These state-of-the-art boxes include the upscale amenities of a luxury suite with the excitement of sitting in the arena bowl. Amenities include comfortable, swivel contoured chair with seating for four or eight people, countertop dining and viewing opportunities with access to waiter/waitress service, concierge service and more.

OTHER DESTINATIONS AT AMERANT BANK ARENA

- Amerant Vault
- Coca-Cola Food Courts
- Lord Stanley's Loft
- BMW North VIP Entrance
- Funky Buddha Brewery Tap Room
- Club Stoli
- Patron Patio
- Coors Light Cold Zone
- Corona Beach House
- CITY Furniture Lounge by CITY Furniture
- Nextiva Club Level
- SeatGeek Sunset Terrace
- Publix Plaza



F L O R I D A P A N T H E R S H O C K E Y C L U B