

PRESENTED BY  
**CHASE** 



**2023-24**

*New York Rangers Media Guide*



PRESENTED BY  
CHASE

# 2023-24

## SCHEDULE

### OCTOBER

SUN	MON	TUE	WED	THU	FRI	SAT
1	2	3	4	5	6	7
8	9	10	11	12 BUF 7:00	13	14 CBJ 7:00
15	16 ARI 7:00	17	18	19 NSH 7:00	20	21 SEA 18:00
22	23	24 CGY 9:45	25	26 EDM 9:00	27	28 VAN 18:00
29	30 WPG 7:30	31				

### NOVEMBER

SUN	MON	TUE	WED	THU	FRI	SAT
				1 CAR 7:00	2 MIN 8:00	3
5	6	7 DET 7:30	8	9 MIN 7:00	10	11
12 CBJ 7:00	13	14	15	16	17	18 NJD 7:00
19	20 DAL 8:00	21	22 PIT 7:00	23 PHI 6:00	24 BOS 6:00	25
26	27 BUF 7:00	28	29 DET 7:30	30		

### DECEMBER

SUN	MON	TUE	WED	THU	FRI	SAT
						1 NSH 4:30
3 SJS 6:00	4	5 OTT 7:00	6	7	8	9 WSH 7:00
10	11	12 TOR 7:00	13	14	15	16 ANA 7:00
17	18	19 TOR 7:00	20	21	22 EDM 7:30	23 BUF 7:30
24	25	26 WSH 7:00	27	28	29 FLA 7:00	30 TBL 7:00
31						

### JANUARY

SUN	MON	TUE	WED	THU	FRI	SAT
	1 CAR 7:00	2	3 CHI 7:00	4	5 MTL 7:00	6
7	8 VAN 7:00	9	10	11 STL 8:00	12 WSH 6:00	13
14 WSH 6:00	15	16 SEA 7:00	17	18 VGK 10:00	19	20 LAK 18:30
21 ANA 8:30	22 SJS 18:30	23	24	25 VGK 7:00	26 OTT 7:00	27
28	29	30	31			

### FEBRUARY

SUN	MON	TUE	WED	THU	FRI	SAT
				1	2	3
4	5 COL 7:00	6	7 TBL 7:00	8	9 CHI 8:30	10
11	12 CGY 7:00	13	14	15 MTL 7:00	16	17
18 NYI 8:00	19 DAL 7:00	20	21 NJD 7:00	22 PHI 3:00	23	24
25 CBJ 6:00	26	27	28 CBJ 7:00	29		

### MARCH

SUN	MON	TUE	WED	THU	FRI	SAT
						1 TOR 7:00
3	4 FLA 7:00	5	6	7	8	9 STL 7:30
10	11 NJD 7:00	12 CAR 7:00	13	14 TBL 7:00	15 PIT 3:00	16
17	18 NYI 7:00	19 WPG 7:00	20	21 BOS 7:00	22 FLA 8:00	23
24	25	26 PHI 7:00	27	28 COL 9:00	29 ARI 6:00	30
31						

### APRIL

SUN	MON	TUE	WED	THU	FRI	SAT
	1 PIT 7:00	2	3 NJD 7:30	4	5 DET 7:00	6
7 MTL 7:00	8	9 NYI 7:00	10	11 PHI 7:00	12 NYI 12:30	13
14 OTT 7:30	15	16	17	18	19	20
21	22	23	24	25	26	27
28	29	30				



ALL TIMES LISTED IN ET

ALL GAMES BROADCAST ON MSG,  
UNLESS OTHERWISE NOTED

\* Stadium Series Matchup



FOR INFORMATION ON TICKETS



NEWYORKRANGERS.COM/TICKETS





***NEW YORK RANGERS***  
***OFFICIAL GUIDE AND RECORD BOOK***  
***2023-24***

# TABLE OF CONTENTS

## FRONT OFFICE

About Madison Square Garden Sports Corp. . . . .	6
New York Rangers Directory . . . . .	7
James L. Dolan . . . . .	8
David Hopkinson. . . . .	9
Chris Drury . . . . .	10
Glen Sather . . . . .	11
Ryan Martin . . . . .	12
Jim Sullivan . . . . .	13
Peter Laviolette . . . . .	14
Coaching Staff . . . . .	15
Hockey Operations . . . . .	19
Scouting Staff . . . . .	24
Training Staff - Medical . . . . .	30
Equipment Staff . . . . .	31
Strength and Conditioning Staff . . . . .	32
Medical Staff. . . . .	34
Rangers Staff . . . . .	38

## THE PLAYERS

Player Biographies . . . . .	42
In the System . . . . .	178
Future Blue . . . . .	200
2023 NHL Entry Draft Selections . . . . .	207
New York Rangers 2023-24 Roster. . . . .	213
How the Rangers Were Built . . . . .	215
Hartford Wolf Pack . . . . .	217
MSG Network Broadcast Team . . . . .	221

## 2022-23 IN REVIEW

Final NHL Standings . . . . .	225
NHL Statistical Leaders . . . . .	227
Game Summaries . . . . .	231
Final Rangers Scoring. . . . .	232
Miscellaneous Statistics . . . . .	233
Hat Tricks, Shorthanded Goals, Penalty Shots, and Empty Net Goals . . . . .	235
Shootout Statistics and Coach's Challenges . . . . .	236
Transactions. . . . .	237
2023 Off-Season Activity and Manpower Games Lost to Injury or Illness . . . . .	238
Overall Schedule and Results. . . . .	239
Home and Road Schedule and Results. . . . .	241
Game-by-Game Power Play Totals. . . . .	243
Game-by-Game Penalty Killing Totals . . . . .	245
Game-by-Game Home Attendance . . . . .	247
Scoring of Rangers Prospects. . . . .	248

## CAREER RECORDS

All-Time Scoring List . . . . .	250
All-Time Leaders . . . . .	251
Single-Season Leaders . . . . .	252
All-Time Scoring Streaks. . . . .	253
All-Time Regular Season Coaching Leaders . . . . .	254
All-Time Regular Season Records . . . . .	255
Progression of Rangers Records . . . . .	262

## PLAYOFF HISTORY AND RECORDS

All-Time Playoff Series Record vs. NHL . . . . .	268
All-Time Playoff Results Year-by-Year . . . . .	269
All-Time Playoff Results Game-by-Game . . . . .	270
All-Time Playoff OT Results . . . . .	276
All-Time Playoff Scoring List . . . . .	278
All-Time Playoff Leaders . . . . .	279
Single Season Playoff Leaders . . . . .	280
Stanley Cup Winning Goals, All-Time Playoff Hat Tricks, and All-Time Playoff Hat Tricks Against . . . . .	281
All-Time Elimination and Winner-Take-All Games . . . . .	283
All-Time Game 7 Contests, All-Time Overtime Wins When Facing Elimination, and All-Time Overtime Goals to Win a Playoff Series . . . . .	284
Playoff Scoring Statistics Year-by-Year. . . . .	288
Playoff Goaltending Statistics Year-by-Year . . . . .	296
All-Time Playoff Shutouts, All-Time Playoff Penalty Shots, and All-Time Playoff Penalty Shots Against . . . . .	298
All-Time Playoff Coaching Records and Leaders . . . . .	299
All-Time Playoff Coaching Records Year-by-Year . . . . .	300
All-Time Playoff Records. . . . .	301
Stanley Cup Championship Teams . . . . .	306

## RANGERS HERITAGE

Madison Square Garden History. . . . .	307
New York Rangers Franchise History. . . . .	318
All-Time Team Management and All-Time Captains	329
Rangers Retired Numbers . . . . .	330
Rangers Jersey History . . . . .	341
Rangers Jersey Patches . . . . .	346
Rangers Logo History . . . . .	348
Liberty Jersey/Logo . . . . .	350
NHL Award Winners. . . . .	352
Hall of Fame Selections . . . . .	354
NHL All-Star and All-Rookie Team Selections . . . . .	355
NHL All-Star Game Selections and Statistics Year-by-Year . . . . .	356



## TABLE OF CONTENTS

Milestones Accomplished by Rangers Players . . . . .	360	All-Time 0-0 Games . . . . .	431
Rangers Who Played in International Competition . . . . .	364	All-Time Neutral Site Games . . . . .	432
Team Award Winners . . . . .	366	All-Time Road Games at Madison Square Garden . . . . .	433
The 50 Greatest Moments at Madison Square Garden . . . . .	369	All-Time Penalty Shots . . . . .	434
<b>IN THE PAST</b>		All-Time Penalty Shots vs. Rangers . . . . .	436
Special Teams Statistics Year-by-Year . . . . .	393	Scoring Leaders Year-by-Year . . . . .	438
All-Time Longest Team Streaks . . . . .	394	Longest Goal Streaks Year-by-Year . . . . .	440
Longest Team Streaks Year-by-Year . . . . .	395	Longest Assist Streaks Year-by-Year . . . . .	442
All-Time Record Year-by-Year . . . . .	397	Longest Point Streaks Year-by-Year . . . . .	444
All-Time Home and Away Record Year-by-Year . . . . .	399	Regular Season Scoring Statistics Year-by-Year . . . . .	446
All-Time Division Opponents Year-by-Year . . . . .	401	Regular Season Goaltending Statistics Year-by-Year . . . . .	465
Consecutive Home Games and Road Games . . . . .	403	Coaching Staffs Year-by-Year . . . . .	469
Consecutive Team Games Against Same Opponent . . . . .	404	All-Time Regular Season Coaching Results . . . . .	471
Overtime Record Year-by-Year . . . . .	405	All-Time Results Game-by-Game . . . . .	472
Goals Scored in Overtime . . . . .	407	All-Time Transactions . . . . .	503
Overtime Leaders . . . . .	413	All-Time NHL Entry Draft Selections . . . . .	524
Fastest Goals Scored in Overtime, Latest Goals Scored in Overtime, and Players Who Have Scored Overtime Goals For and Against the Rangers . . . . .	414	All-Time Player Register . . . . .	528
All-Time Shootouts . . . . .	415	All-Time Goaltending Register . . . . .	552
All-Time Shootout Goaltender Register, Single-Season Shootout Leaders for Goaltenders, and NHL Shootout Records Held by Rangers Goaltenders . . . . .	418	All-Time Jersey Numbers . . . . .	554
All-Time Shootout Player Register . . . . .	419	Most Common Surnames . . . . .	570
All-Time Shootout Leaders for Skaters and Longest Shootouts . . . . .	421	Fathers/Sons Who Played With the Rangers . . . . .	572
Single-Season Shootout Leaders for Skaters . . . . .	422	Brothers Who Played With the Rangers . . . . .	573
All-Time Hat Trick Leaders . . . . .	423	All-Time Alternate and Special Event Jerseys . . . . .	574
All-Time Hat Tricks . . . . .	424	Wearing Home Jersey on the Road and Wearing Road Jersey at Home . . . . .	580
All-Time Shutouts . . . . .	428	Captains and Alternate Captains . . . . .	583
Most Decisive Victories and Most Decisive Defeats . . . . .	429	All-Time Training Camp Locations . . . . .	588
All-Time 10-goal Games . . . . .	430	All-Time Pre-Season Games . . . . .	590
		All-Time Postponed/Rescheduled Games . . . . .	605
		MSG Training Center . . . . .	606
		Garden of Dreams . . . . .	608



### EDITORIAL

Editors: Ben Segelbaum, Michael Rappaport,  
Danielle Bernstein

### DESIGN, PRODUCTION, & PRINTING

Design & Production: Ben Segelbaum, Michael  
Rappaport, Maria Spina, MSG Creative Team  
Photography: MSG Photos, Rangers Archive,  
Getty Images, NHL Images

## ABOUT MADISON SQUARE GARDEN SPORTS CORP.



### MADISON SQUARE GARDEN SPORTS

MSG Sports features some of the most recognized teams in professional sports, including the New York Knicks (NBA) and the New York Rangers (NHL). As an original franchise of the NBA, the Knicks have a rich history that includes eight trips to the NBA Finals and two NBA Championships. The Rangers hockey club is one of the “Original Six” franchises of the NHL. With four Stanley Cup Championships and 11 Stanley Cup Final appearances, the Rangers remain one of the league’s marquee teams. Both teams play their home games in New York’s Madison Square Garden – The World’s Most Famous Arena.

Other MSG Sports properties include two development league teams – the Westchester Knicks, which serve as the exclusive G-League affiliate of the Knicks, and the Hartford Wolf Pack, the player development team for the Rangers playing in the American Hockey League (AHL).

The Company also has an established presence in the emerging world of esports through Knicks Gaming, an NBA 2K League franchise. As one of the inaugural teams in the NBA 2K League, Knicks Gaming won the first-ever League Championship title in 2018.

In addition to its teams, MSG Sports operates a state-of-the-art performance center. The Madison Square Garden Training Center in Greenburgh, NY is a 16-acre facility that offers the Knicks, Rangers and Westchester Knicks a specialized training environment, with dedicated equipment for each team, the latest sports technology to optimize performance and first-class amenities.

### MSG Sports in the Community

MSG Sports is committed to leveraging the power of its brands to benefit communities across the tri-state area. The Company is also dedicated to affecting positive change through social impact and cause-related initiatives including food donations, providing free educational resources to local schools and supporting non-profits and fundraising efforts across the region.

The Knicks and Rangers both run grassroots programs – Junior Knicks and Junior Rangers – focused on eliminating barriers and creating more inclusive opportunities for all kids to enjoy basketball and hockey. This commitment includes programs such as Learn to Play, a 10-week skills development program for kids 10 and under, and the Rookie Series, a 10-week recreational league. The Rangers have also been a leader in growing the game by offering girls-only programming through Junior Rangers Girls Hockey, an initiative that seeks to empower girls of all ages through the sport of hockey. In February 2021, the Rangers helped make history by working with the Professional Women’s Hockey Players Association to bring women’s hockey to The Garden for the first time ever as part of the Association’s “Dream Gap Tour” to advance gender equality in the sport. Additionally, the Junior Knicks Assist program organizes charity basketball games to support non-profit youth basketball organizations through fundraising, increased visibility and community gatherings. And the Knicks support local youth basketball through equipment donations and court refurbishments, while also hosting free skills clinics and supporting local non-profit leagues. Both teams also celebrate home-grown heroes throughout the year, including awards such as the Knicks’ “Sweetwater Clifton ‘City Spirit’ Award,” which pays tribute to local heroes who have made a difference in the lives of others, and the Rangers’ “Salute to Our Troops,” which proudly honors the brave men and women who have served or currently serve in the United States Armed Forces.

MSG Sports also has a close association with the Garden of Dreams Foundation, a non-profit organization that assists young people in need. In partnership with MSG Sports, Madison Square Garden Entertainment Corp. and Sphere Entertainment Co., Garden of Dreams provides young people in our communities with access to scholarships; educational and skills opportunities; mentoring programs; and memorable experiences that enhance their lives, help shape their futures and create lasting joy. All of the Foundation’s activities target young people facing illness or financial challenges, as well as children of uniformed personnel who have been lost or injured while serving our communities. Since it was established in 2006, Garden of Dreams has impacted nearly 400,000 children and their families. More information is available at [www.gardenofdreamsfoundation.org](http://www.gardenofdreamsfoundation.org).



# RANGERS DIRECTORY, 2023-24

## TEAM EXECUTIVE MANAGEMENT

Executive Chairman	James L. Dolan
Vice Chairman	Gregg Seibert
President & Chief Operating Officer	David Hopkins
President and General Manager, & Alternate Governor, New York Rangers	Chris Drury
Senior Advisor to the Owner and Alternate Governor	Glen Sather
Executive Vice President, Chief Financial Officer & Treasurer	Victoria Mink
Executive Vice President, Chief Security Officer	John Eversole
Executive Vice President, General Counsel	Jamaal Lesane
Executive Producer	Danny Meeseles
Senior Vice President, Player Performance & Science Leader	Sam Erith
Senior Vice President, Communications	Jeremy Watkins
Strategic Advisor to the Chairman	Quentin Delaport
Senior Vice President, Business Operations	Daniel Fleeter
Senior Vice President, Sports Strategy & Administration	John Cudmore
Senior Vice President, Finance	Jeanine McGrory
Senior Vice President, Ticketing	Jamie Morningstar

## HOCKEY CLUB PERSONNEL

Assistant General Manager & General Manager, Hartford Wolf Pack	Ryan Martin
Vice President, Hockey Strategy & Data Management	Jim Sullivan
Head Coach	Peter Laviolette
Associate Head Coach	Phil Housley
Assistant Coaches	Michael Peca, Dan Mose
Head Goaltending Coach & Director of New York Rangers Goaltending Skills and Performance Development Coach	Benoit Allaire
Head Video Coordinator	Kyle Smith
Video Assistant	Sam Kelley
Director of Player Personnel & Director of Amateur Scouting	John Lilley
Associate Dir. of Player Personnel & Director of Pro Scouting	Garth Joy
Director of NCAA Scouting	Jamie Herrington
Director of North American Amateur Scouting	Andy Schneider
Director of European Scouting	Art Vuori
Director of Player Development	Jed Ortmeyer
Assistant Director of Player Development	Tanner Glass
Player Development Assistant	Paul Mara
Player Development Assistant – Europe	Antti Pietikinen
Player Development Assistant, Hartford	Colin Dowd
Prospect Development Skills Coach	Mark Ciacio
Goaltending Consultant	Jean-Jan Filiatrault
Senior Advisors to the President and General Manager	Mike Barnett, Ryane Clowe
Hockey Operations Advisor	Angela Ruggiero
Data Analyst	Chris Ramondelli
Full Stack Engineer	Kara Stephan
Hockey & Business Operations	Adam Graves
European Scouts	Mikko Eloranta, Jan Galdosik, Patrick Kjellberg, Sergei Kuznetsov
Amateur Scouts	Larry Bernard, Jeff Beukeboom, Doug Gaudet, Derek Ginnell, Derek Richard, Pierre Rioux, Peter Stephan, Ernie Vargas
Professional Scouts	Steve Eminger, Al Tuer, Craig Channell
European Professional Scout	Shaone Morrisonn
Manager of Performance Data Insights	Kathryn Yates
Assistant Sports Scientist	Kayla McAvoy
Head Athletic Trainer	Andy Hoes
Associate Athletic Trainer	Sean Murdoch
Senior Sports Therapist	Brandon Rodgers
Massage Therapist	Tyler Stratton
Head Equipment Manager	Acacio Marques
Equipment Manager	Tim Webb
Assistant Equipment Manager	Bob Patlen
Head Strength & Conditioning Coach	Kyle Crech
Assistant Strength & Conditioning Coach	Peter Hlusko
Assistant Sports Scientist	Kayla Mcavoy
Strength & Conditioning Consultant	Ben Prentiss
Strength & Conditioning Consultant – Europe	Daniel Hedin
Vice President, Team Operations	Pat Bolter
Senior Director, Hockey Administration	Katie Condon
Director, Team Operations	Mark Langer
Director, Player Relations	Lindsay Hayes
Manager, Team Operations	Caroline Norton
Senior Coordinator, Team Operations	Mary Clare Condon

## BUILDING OPERATIONS

Vice President, Building Operations, MSG Training Center	Miguel Vazquez
Manager, Building Operations, MSG Training Center	Steven Kaminski

## MEDICAL STAFF

Medical Director	Dr. Ryan Lingor
Senior Medical Advisor	Dr. Bryan Kelly
Team Physicians	Dr. Bob Marx, Dr. Anil Ranawat
Director, Sports Nutrition	Erika Whitman
Manager, Sports Nutrition	Kiley Field
Team Dentist	Dr. Donald Solomon
Assistant Team Dentist	Dr. Joseph V. Esposito

## COMMUNICATIONS

Vice President, Communications	Ryan Watson
Vice President, Communications	Ryan Nissan
Director, Communications	Danielle Bernstein
Senior Manager, Communications	Leah Capobianco
Manager, Communications/Team Historian	Michael Rappaport
Senior Coordinator, Communications	Ben Segelbaum

## SOCIAL IMPACT & FAN ENGAGEMENT

Directors, Social Impact	Mike Fasulo, David Martella
Manager, Fan Engagement	Jacqueline Dipiazza
Specialist, Fan Engagement	Stephen Arutllo
Senior Coordinator, Social Impact	Taylor Harmon, Isaiah McNeil
Community & Youth Hockey Ambassador	Brian Mullen

## MARKETING, CREATIVE SERVICES, & EVENT PRESENTATION

VP Event Presentation	Matt Coy
Music Director	Ray Castoldi
Director, Event Presentation	Dan Cirinnello
Vice President Creative Director	Tony Muller
Senior Director, Marketing Strategy	Marthee Nah
Senior Director Marketing Operations	Dave Conlogue
Senior Producer	Tim Bruckmann
Associate Creative Director	James Winner
Designers	Lauren Jin, Paul Simundich, Brian Orellana
Director, Design	Kenneth Goldstein
Director, Content	Max Wink
Senior Manager, Marketing Strategy	Kevin Collins
Senior Manager, Digital Content	Jess Jones
Specialist, Marketing Strategy	Amelia Libero
Coordinator, Marketing	Sasha Kandrach
Senior Coordinator, Event Presentation	Allison Gurdal
Motion Designers	William Dong, Erin Kureka, Nicholas Mejia, Thomas Zhang
Shooter/Editor Nick Homler, Antonella Crescimbeni, Zachary Frenchman	
Assistant Shooter/Editor	Sophia Wang
Production Assistant	Brendan Hill

## FINANCE

VP Finance	Jeffrey Boyle
Senior Director, Finance	Gregory Sobchuk
Manager, Finance	Amanda Remy, Zoe McCooy
Senior Financial Analyst	Christopher O'Meara, Donald Bettis
Financial Analyst	Brooke Lafferty
Coordinator, Finance	Nicole Mancuso

## LEGAL & BUSINESS AFFAIRS

Vice President, Legal & Business Affairs	Riana Postlano
Counsel, Legal & Business Affairs	Andrew Pietrick
Manager, Legal & Business Affairs	Graham Dietz

## SEASON SUBSCRIPTION SALES – SERVICE & RETENTION

Vice President, Service & Retention	Alan Latkovic
Vice President, Sales	Brendan Long
Senior Director, Service & Retention	Daniel Shagawat
Directors, Sales	Genesis Botero, Kathryn Williams
Director, Premium Service	Danielle Brand Nespoli
Senior Manager, Sales	Demitria McEntee
Managers, Service & Retention	Erin Felty, Kevin Smith
Managers, Premium Sales	Christopher Garra
Managers, Sales	Jeff Rezac, Kyle Helden
Manager, Premium Service	Adam Squinto
Premium Membership Executives	Alanna LoBianco, Andrew Nasti, Edisson Rodriguez, Jordan Drasin, Marcella Brosnan
Membership Experience Executives	Gabby Barbera, Corlis Brezan
James Smith, Justin Smith, Connor Yetman, Allison Bast, John Armolita	
Senior Account Executives	Tim Holder, Emily Brown
Christopher Balbo, Daniel Schneider, Benjamin Berline, Matthew Greenlaw	
Account Executives, Group Sales	Paul LoFaso, Phillip Young
Omar Coppin, Antonia Chaney, Michael Rice, Nina Petersen, Patrick Ridings	
Account Executives, Season Subscription Sales	Benjamin Nicholas, Justin Crespo, Eulia Drivas, Emily Gresco, Antonio Borjas, Farrah Choudhury, Curran, Nick Hanna, Kennedy Lieberman, Luke McDermott, Emma Schaft, Peter Vaziri
Account Executives, Premium Sales	Sydney Wright, Nora Boussatta, Allan Swartz, Daniel Goldman
Member Service Representatives	Gianna Ronca, Erin Scott, Andrew Lee, Louis Jamerson, Preston Torres, James Hyde, Melanie Kelly, David McCarthy
Inside Sales Representatives	Nina Petersen, Kathryn Procopio, Maritza Puzino, Trevor Simon, Gordon Taubenfeld, Revans Shah, Amanda Hallacy, Lex Kronbichler
Coordinator, Sales	Xavier McCormick
Coordinator, Service & Retention	Hailey Jacobs, Megan Tavares

## TICKETING SALES & STRATEGY

Director, Pricing & Inventory Management	Eric Handler
Analyst, Sales Operations	Tara Ricci
Manager, Ticket Operations	Delaney Snyder
Associate Analyst	Henry Lain
Coordinator, Sales	Deja Wiggins

## BUSINESS OPERATIONS

Director, Business Operations	Whitney Zepfel, Harry Eun
Manager, Business Operations	Giana Rivera
Analyst Business Operations	Jordie Bloom
Senior Analyst Business Operations	Catherine Wise

## BROADCAST INFORMATION

Television - MSG Network	Sam Rosen, Joe Micheletti, John Giannone
Radio - MSG Radio	Kenny Albert, Dave Maloney

## ADDITIONAL INFORMATION

Home Ice	Madison Square Garden
Website	newyorkrangers.com
Twitter	@NYRangers
Media Entrance	8 Penn Plaza, 8th Avenue & 33rd Street
Press Room	6th Floor, Madison Square Garden
Club Colors	Home: blue base, trimmed w/red & white Away: white base, trimmed w/blue & red
Practice Facility	Madison Square Garden Training Center



James L. Dolan is Executive Chairman of Madison Square Garden Sports Corp. (MSG Sports), which features the New York Knicks (NBA) and New York Rangers (NHL) franchises. In addition, the Company's properties include two development league teams – the Westchester Knicks (NBAGL) and the Hartford Wolf Pack (AHL) – as well as Knicks Gaming, an NBA 2K League franchise.

In his role at MSG Sports, Mr. Dolan sets the Company's overall vision and guides the development of effective strategies to drive its business and maximize growth opportunities. Mr. Dolan also serves as governor to the National Basketball Association and the National Hockey League on behalf of the New York Knicks and New York Rangers.



In addition to his oversight of MSG Sports, Mr. Dolan is Executive Chairman and Chief Executive Officer of Madison Square Garden Entertainment Corp. (MSG Entertainment). MSG Entertainment's portfolio features renowned venues and entertainment brands, including Madison Square Garden – home to the New York Knicks and New York Rangers – as well as the original production, the Christmas Spectacular Starring the Radio City Rockettes.

Mr. Dolan is also Executive Chairman and Chief Executive Officer of Sphere Entertainment Co., whose portfolio includes Sphere – a next-generation entertainment medium that is redefining the future of entertainment. The first Sphere venue opened in Las Vegas in September 2023. In addition, Sphere Entertainment has two regional sports networks, MSG Network and MSG Sportsnet, that telecast a wide range of sports content, including exclusive live local games featuring the New York Knicks and New York Rangers. Mr. Dolan is also Chairman of AMC Networks Inc., which owns and operates several award-winning brands in television and film.

Mr. Dolan was CEO of Cablevision Systems Corporation from 1995 until June 2016, when the media and telecommunications company, which served as MSG's parent company until 2010, was sold to Altice. Prior to his role as Cablevision CEO, Mr. Dolan was CEO of Rainbow Media Holdings, the former Cablevision programming subsidiary now known as AMC Networks. Mr. Dolan began his career with Cablevision in the 1970s and held a variety of executive positions before overseeing Rainbow Media.

Mr. Dolan supports the ongoing commitment of MSG Sports, MSG Entertainment, and Sphere Entertainment to their communities, particularly through the Garden of Dreams Foundation, the non-profit organization that works closely with all three companies to assist young people in need. In addition, he is Vice Chairman of the board of the Lustgarten Foundation, an organization he helped found in 1998, which today is the nation's largest private supporter of pancreatic cancer research.

Mr. Dolan has six children and is an avid musician.





As President and Chief Operating Officer, David Hopkinson is responsible for setting the business strategy and overseeing all aspects of business operations across Madison Square Garden Sports Corp. (MSG Sports)'s portfolio of assets, which includes: the New York Knicks (NBA) and New York Rangers (NHL) and two development league teams – the Westchester Knicks (NBAGL) and Hartford Wolf Pack (AHL).

In this role, Mr. Hopkinson works closely with executive management to set MSG Sports' overall strategic vision across the Company's franchises. Prior to being named President and Chief Operating Officer, Mr. Hopkinson served as Executive Vice President, Team Business Operations, where he helped to drive new innovations while optimizing business operations, including marketing, ticketing, and the in-game experience, as well as community and fan development.

In addition, Mr. Hopkinson oversees global marketing partnerships for MSG Sports, as well as the MSG Family of Companies which also includes Madison Square Garden Entertainment Corp. and Sphere Entertainment Co.



An accomplished executive with more than 25 years of diverse sports and entertainment industry experience, Mr. Hopkinson joined MSG Sports in 2020. Prior to MSG Sports, he served as Global Head of Partnerships for Real Madrid Club de Fútbol, one of the world's top revenue-generating football clubs, where he was responsible for all aspects of global partnerships. Before joining Real Madrid in 2018, Mr. Hopkinson spent over 20 years with Maple Leaf Sports and Entertainment (MLSE) in roles of increasing responsibility. In his last role with the Company, Mr. Hopkinson served as Chief Commercial Officer, where he was responsible for all revenue generation across MLSE's portfolio of teams, which includes the Toronto Maple Leafs (NHL), Toronto Raptors (NBA) and Toronto FC (MLS), as well as ticket sales and services, global partnerships, food and beverage and retail operations. Mr. Hopkinson began his career in ticket sales, first with the Toronto Argonauts Football Club (CFL), followed by the Toronto Raptors.

A native of Toronto, Canada, Mr. Hopkinson has served on the Chancellor's Advisory Committee at McGill University in Montreal, in addition to the Boards of Canada Basketball, Canada's Walk of Fame, and Women's College Hospital Foundation in Toronto. In 2013, he was awarded the Queen Elizabeth II Diamond Jubilee Medal in recognition of Service to Canada.



Chris Drury enters his third season as the Rangers' President and General Manager after being named the 12th President and 12th General Manager in franchise history on May 5, 2021.

Drury begins his ninth season with the Rangers in a front office role. He rejoined the organization on September 4, 2015, and he was promoted to Associate General Manager on February 5, 2021 after previously serving as the team's Assistant General Manager from September 2, 2016 until he received the promotion. In his current role with the Rangers, Drury also serves as an Alternate Governor.



In his first season as President and General Manager in 2021-22, Drury was named a finalist for the Jim Gregory Award, an annual award presented to recognize the work of the top general manager in the NHL.

During his tenure in a front office role, Drury has also served as the General Manager for the Rangers' American Hockey League (AHL) affiliate, the Hartford Wolf Pack. He was named Hartford's General Manager on May 16, 2017. In 2019-20, after he helped assemble a new coaching staff in Hartford, the Wolf Pack posted a 31-20-6-5 record in 62 games. Hartford's .589 points percentage in 2019-20 was the best the team posted since the 2014-15 season. The Wolf Pack followed up their successful 2019-20 season by posting a 14-9-1 record (.604 points percentage) in a 24-game season in 2020-21. Drury also served as the team's Director of Player Development in 2015-16.

In addition to his role with the Rangers, Drury has worked in an executive role at the international level. Prior to the NHL opting out of the 2022 Olympics, Drury was named AGM of Team USA. He has served as the General Manager for the U.S. Men's National Team at the IIHF World Championship in 2019 and 2021, and helped Team USA earn a bronze medal in the tournament in 2021. Drury was also selected to serve in the same capacity for the 2020 IIHF World Championship.

During his 12-year NHL career, the Trumbull, Connecticut native skated in 892 games with the Colorado Avalanche, Calgary Flames, Buffalo Sabres, and the Rangers, registering 255 goals and 360 assists for 615 points. Drury captured the Stanley Cup as a member of the Avalanche in 2000-01, ranking second in the NHL with 11 goals in 23 games during the team's playoff run. In 1998-99, Drury received the Calder Trophy as the NHL's Rookie of the Year after registering 20 goals and 24 assists for 44 points with Colorado. Drury recorded at least 20 goals in nine seasons in his career.

Drury's team reached the playoffs in nine of his 12 seasons in the NHL, and his team advanced to the Conference Finals on six occasions. In 135 career NHL playoff games, Drury registered 47 goals and 42 assists for 89 points, along with a plus-24 rating and 46 penalty minutes. Over the 12 seasons in which he played in the NHL (1998-99 - 2010-11), he led the NHL in playoff game-winning goals (17), ranked second in playoff overtime goals (four), ranked fourth in playoff goals, and ranked ninth in playoff games played.

Drury played four seasons with the Rangers (2007-08 - 2010-11) after signing with the team as a free agent on July 1, 2007. In addition, Drury served as the Rangers captain for three seasons (2008-09 - 2010-11) after being named the 25th captain in franchise history - as well as the second American-born captain in franchise history - on October 3, 2008. In 264 regular season games with the Blueshirts, Drury recorded 62 goals and 89 assists for 151 points, along with 116 penalty minutes. Over his first three seasons with the Rangers, Drury led the team in goals (61) and points (146), ranked second in assists (85), and tied for second in game-winning goals (10). In addition, the Rangers made the playoffs three times during Drury's four seasons with the team. Drury is the second person in franchise history who served as the Rangers' captain while playing for the team and later served as the Rangers' General Manager following their playing career (along with Phil Esposito).

Prior to joining the NHL, Drury completed one of the most impressive collegiate hockey careers in NCAA history. Over four seasons at Boston University (1994-95 - 1997-98), Drury tallied 113 goals and 101 assists for 214 points in 155 games. During his collegiate career, the Terriers captured the National Championship in 1994-95, appeared in the National Championship Game twice (1994-95, 1996-97), and appeared in the Frozen Four three times (1994-95, 1995-96, 1996-97). Drury was selected as a First Team All-American on two occasions (1996-97, 1997-98), a Hobey Baker Finalist as the Top Player in College Hockey on three occasions (1995-96, 1996-97, 1997-98), and he became the first Terrier to receive the Hobey Baker Award in 1997-98.

Internationally, Drury represented the United States in numerous tournaments and earned several medals. He participated in three consecutive Winter Olympics (2002, 2006, 2010), capturing a silver medal at the 2002 Winter Olympics in Salt Lake City, Utah and the 2010 Winter Olympics in Vancouver, British Columbia. Drury was inducted into the U.S. Hockey Hall of Fame in 2015.

Drury and his wife, Rory, have a son, Luke, and two daughters, Dylan and Kelly.





During his 45-plus years as a front office executive, Rangers Senior Advisor to the Owner and Alternate Governor Glen Sather has illustrated why he is one of the great architects in the history of hockey management. In a Hall of Fame career that has included five Stanley Cup Championships, Sather left his role as Rangers General Manager in July of 2015 having served as a General Manager for more regular season games (2,700) and earning more regular season wins (1,319) than any other General Manager in NHL history at the time. On April 4, 2019, it was announced that Sather would transition from his role as Rangers President to his current role as Senior Advisor to the Owner and Alternate Governor.

During his tenure with the Rangers, Sather oversaw one of the most successful eras in franchise history. Over a 12-season span from 2005-06 – 2016-17, the Rangers were one of four NHL teams that reached the playoffs 11 times and were the only NHL team that was not mathematically eliminated from the playoffs prior to the start of a regular season game during the stretch. New York played in more playoff games than any NHL team over a six-year stretch from 2011-12 – 2016-17 (93) and was the only NHL team that won at least one playoff series in five of those six seasons.

In Sather's final year as Rangers General Manager in 2014-15, the team he assembled had the most successful regular season in franchise history, establishing single-season franchise records in wins (53) and points (113) while capturing the Presidents' Trophy for the third time in franchise history. In recognition of his efforts, Sather was selected as a finalist for the General Manager of the Year Award.

Sather was named Rangers President and General Manager on June 1, 2000. In 14 seasons as Rangers General Manager (2000-01 – 2014-15), he earned more wins (556) than any General Manager in franchise history. He also served as Head Coach of the Rangers from January 30, 2003 to February 25, 2004. Sather led the Edmonton Oilers to five Stanley Cup Championships between 1984 – 1990, overseeing the development of a revolutionary team concept as well as some of the finest individual talents ever to play the game. His achievements were recognized and honored on September 9, 1997, when he became the first member of the Oilers organization to be selected to the Hockey Hall of Fame.

During his tenure with the Oilers, the club posted a 791-652-215-8 record in 1,666 regular season games (.542 points percentage), capturing two Presidents' Trophies, six division titles, and six conference championships. In Stanley Cup playoff action with Edmonton, Sather's teams compiled a 133-82 record in 215 games (.619 winning percentage), leading to the club's five Stanley Cup titles. Upon his retirement as a player following the 1976-77 season, Sather immediately joined the coaching ranks, guiding the Oilers to 12 straight WHA and NHL playoff appearances, four Stanley Cup Championships and five Stanley Cup Finals appearances between 1977 and 1989. Sather added the title of General Manager in June of 1980.

Before embarking on his executive career, Sather put together one of the most impressive coaching records in NHL history. He has served as a Head Coach in 932 NHL regular season games, compiling a record of 497-307-121-7 (.602 points percentage). In 126 Stanley Cup playoff games, Sather posted a record of 89-37. Sather received the Jack Adams Award as the NHL's Coach of the Year in 1985-86.

Sather's knowledge of the game, tactical negotiating strategies, strong developmental skills, and keen ability to get the best out of his players are keys to his managerial success. During his administration in Edmonton, Sather developed a dynasty by nurturing talented draft picks Mark Messier, Kevin Lowe, Jari Kurri, Grant Fuhr, Paul Coffey, Esa Tikkanen, and Glenn Anderson, along with the acquisition of a rising star named Wayne Gretzky.

Sather's management experience and success also carries over to the international arena. He served as Team Canada's General Manager and Coach for the 1996 World Cup of Hockey. He also guided Team Canada's 1994 Canada Cup Championship and was the General Manager of the gold medal-winning team in the 1994 World Hockey Championship.

A native of High River, Alberta, Sather enjoyed a successful junior career with the Edmonton Oil Kings. Following the completion of his amateur days, he became property of the Detroit Red Wings but would never wear a Winged Wheel jersey. After a season with the Central League's Memphis Wings, Sather was drafted away from the Red Wings by the Boston Bruins in 1965, and would make his NHL debut with the Bruins in the 1966-67 season. Sather would go on to play 10 seasons in the NHL with the Boston Bruins, Pittsburgh Penguins, New York Rangers, St. Louis Blues, Montreal Canadiens, and Minnesota North Stars. In 658 regular season games, he tallied 80 goals and 113 assists for 193 points, along with 724 penalty minutes.

As a member of the Rangers, Sather appeared in 186 regular season games over parts of four seasons (1970-71 – 1973-74), recording 18 goals and 24 assists for 42 points, along with 193 penalty minutes. In addition, he was a member of the 1971-72 Rangers club which advanced to the Stanley Cup Finals.

Sather and his wife, Ann, have two sons, Justin and Shanon, and four grandchildren, Tanner, Morgan, Vienna, and Jake.





Ryan Martin begins his third season with the Rangers as Assistant General Manager and General Manager of the Hartford Wolf Pack.

Martin joined the Rangers organization in 2021 after spending the 16 seasons with the Detroit Red Wings organization (2005-06 – 2020-21), including the last 11 seasons as the team's Assistant General Manager (2010-11 – 2020-21). He also served eight full seasons as the General Manager of the Red Wings' AHL affiliate, the Grand Rapids Griffins (2013-14 – 2020-21). In addition, Martin served as the team's Director of Hockey Administration for five seasons (2005-06 – 2019-10).



In his most recent role with the Red Wings, Martin was primarily responsible for collective bargaining agreement administration and compliance, salary cap management, player contract research and analysis, and salary arbitration preparation. He was also involved extensively in all facets of player contract negotiations, strategic planning, and player evaluations at both the professional and amateur levels. Martin also oversaw all aspects of hockey operations for the Griffins, including player personnel decisions, player development, contract negotiations, and player movement. During his tenure as Griffins General Manager, the team won the Calder Cup as AHL

Champions in 2016-17. Martin was also a member of the Red Wings organization when the team won the Stanley Cup in 2007-08.

Internationally, Martin was the general manager of the 2022 U.S. Men's National Team that competed at the IIHF Men's World Championship in Finland and assistant general manager for the 2023 team. He also served as a scout with USA Hockey for their World Junior Championship team in 2021, which won a gold medal.



Jim Sullivan begins his third season as the Rangers' Vice President, Hockey Strategy after being promoted to the post prior to the start of the 2021-22 season.

Prior to being promoted to Vice President, Hockey Strategy and Data Management, Sullivan served as Director, Player Care & Development/Analytics & Hockey Technology for the past seven seasons. In his role, he worked directly with the Rangers' front office to provide reporting and analysis of player progress, skill building plans, and improvement metrics. Under Sullivan's guidance, the Rangers expanded their use of analytics, utilizing a software platform to import tracking data, statistics, and salary information in order to assist in player valuation and analysis.

Sullivan originally joined the Rangers organization in 2009 as a video analyst, and he was promoted to Director of Hockey Technology after two seasons. In his role as Director of Hockey Technology, Sullivan was responsible for researching and implementing solutions in accordance with the Rangers' organizational strategy.





Peter Laviolette begins his first season with the Rangers after being named the 37th head coach in franchise history on June 13, 2023.



Laviolette has notched a 752-503-25-150 (W-L-T-OTL) record in 1,430 games as head coach between the New York Islanders (2001-02 - 2002-03), Carolina Hurricanes (2003-04 - 2008-09), Philadelphia Flyers (2009-10 - 2013-14), Nashville Predators (2014-15 - 2019-20) and Washington Capitals (2020-21 - 2022-23). He ranks eighth all-time in NHL history in wins, first among US-born head coaches, and 11th all-time in games coached.

The Franklin, Massachusetts native has led 12 teams to postseason appearances in his career and has an overall record of 76-72 in the playoffs.

Laviolette has guided three teams to a Stanley Cup Final, winning it with Carolina in 2006. Laviolette is the fourth coach in NHL history to lead three different teams to the Stanley Cup Final (Carolina: 2006; Philadelphia: 2010; Nashville: 2017), joining Dick Irvin, Scotty Bowman and Mike Keenan.

Internationally, Laviolette has coached Team USA at the World Championship in 2004, 2005 and 2014. He has also represented his country in four Olympic Games, first as a player (1988, 1994), then as a head coach at the 2006 Torino Games, and as an assistant at the 2014 Sochi Games.

Laviolette played 12 career NHL games, with the Rangers, during the 1988-89 season, but spent most of his playing career in the American and International hockey leagues.



## PHIL HOUSLEY

**Associate Head Coach** | Phil Housley begins his first season with the Rangers coaching staff after being named Associate Head Coach on June 23, 2023.

Housley comes to the organization with over 20 years of coaching experience at multiple levels in hockey. Most recently he was an assistant coach for the Arizona Coyotes from 2019-2022. Housley previously served as the head coach for the Buffalo Sabres from 2017-2019 and was an assistant coach under Peter Laviolette in Nashville for four seasons (2013-2017). In addition to helping the Predators reach the Stanley Cup Final for the first time in franchise history in 2017, the team ranked in the top two in the league in goals by defensemen in every season with him on the bench and were in the top half in fewest goals allowed in each of his last three seasons with the organization.



The St. Paul, Minnesota native spent time coaching for Team USA at the international level, serving as an assistant coach at two IIHF World Junior Championships and three IIHF World Championships. Most notably, he served as the head coach when Team USA won the gold medal at the 2013 IIHF World Junior Championship.

Drafted by Buffalo in the first round, sixth overall, in the 1982 NHL Entry Draft, Housley played 21 NHL seasons with the Sabres, Winnipeg Jets, St. Louis Blues, Calgary Flames, New Jersey Devils, Washington Capitals, Chicago Blackhawks and Toronto Maple Leafs, collecting 338 goals and 894 assists for 1,232 points in 1,495 career NHL games. A seven-time NHL All-Star (1984, 1989, 1990, 1991, 1992, 1993, 2000), Housley won a gold medal at the 1996 World Cup of Hockey and a silver medal at the 2002 Winter Olympic games with Team USA. He was also inducted into the Hockey Hall of Fame in 2015.

### MICHAEL PECA

**Assistant Coach** | Michael Peca begins his first season with the Rangers coaching staff after being named Assistant Coach on on June 23, 2023.

Peca spent the last two seasons with the Rochester Americans of the AHL, serving as an assistant coach. His coaching at the pro level began when he was a member of Laviolette's staff in 2020-21 with the Capitals where he was a player development coach.

The Toronto, Ontario native skated in over 850 NHL games over 14 seasons between the Canucks, Sabres, Islanders, Oilers, Maple Leafs and Blue Jackets, where he tallied 465 points (176G-289A). He captained the Sabres to a Stanley Cup Final in 1999. Peca is a two-time winner (1996-97 - BUF, 2001-02 - NYI) of the Frank J. Selke Trophy, given annually "to the forward who best excels in the defensive aspects of the game."



### DAN MUSE

**Assistant Coach** | Dan Muse begins his first season with the Rangers coaching staff after being named Assistant Coach on on June 23, 2023.

Muse most recently served as the head coach of USA Hockey's National Team Development Program for the past three seasons in addition to guiding the U-18 team to multiple World Championships. Prior to joining the national program, Muse served as an assistant coach under Laviolette in Nashville for three seasons.

Prior to his stint with Predators, Muse served as head coach of the USHL's Chicago Steel for two seasons, where he led the team to a Clark Cup championship in 2017. Additionally, the Canton, Massachusetts native spent time on staff at Yale University (2009-2015), where he helped the Bulldogs to the 2013 NCAA title.



# BENOIT ALLAIRE

**Head Goaltending Coach & Director of New York Rangers Goaltending** | Benoit Allaire begins his 20th season with the New York Rangers organization. He enters his third season as Head Goaltending Coach & Director of New York Rangers Goaltending after being promoted to the post on June 24, 2021.

In his role, Allaire oversees the development of goaltenders at all levels throughout the organization, including at the American Hockey League (AHL) level and ECHL level. He continues to work with the Rangers' coaching staff as Head Goaltending Coach. Prior to being promoted to Head Goaltending Coach & Director of New York Rangers Goaltending, Allaire served 17 seasons as Assistant Coach and Goaltending Coach after joining the Rangers organization on July 15, 2004.

Several Rangers goaltenders have achieved considerable success under the direction of Allaire. Current Rangers goaltender Igor Shesterkin won the Vezina Trophy in 2021-22 and was named a Hart finalist after he posted a 36-13-4 record, .935 save percentage and a 2.07 goals against average in 2021-22. Among goaltenders with a minimum of 30 appearances, Shesterkin posted the highest single-season save percentage in franchise history. Shesterkin's .935 save percentage in 2021-22 was the third highest in NHL history among goaltenders with a minimum of 50 appearances. During Henrik Lundqvist's 15 seasons with the Blueshirts, he established several franchise and league records, including franchise records for career appearances by a goaltender, wins, saves, and shutouts. Lundqvist became the first goaltender in NHL history to record 30 or more wins in 11 of his first 12 seasons, including each of his first seven seasons, and he won the Vezina Trophy as the league's top goaltender in 2011-12.

Prior to joining the Rangers organization, Allaire spent seven seasons as the goaltending coach for the Phoenix Coyotes. He also served as the goaltending instructor for the Montreal Canadiens for one season in 1996-97. Allaire was the first to implement the hybrid style of goaltending, a combination of stand-up and butterfly, relying on quickness and reaction to the puck, while utilizing the butterfly technique in certain situations. Under the direction of Allaire, Coyotes goaltenders enjoyed tremendous improvement and success. Before joining the Coyotes organization in 1999, Sean Burke appeared in 536 NHL games and posted a 3.21 goals against average, a .895 save percentage, and 19 shutouts. While with Allaire, Burke showed noticeable improvement, appearing in 211 matches with Phoenix and recording a 2.39 goals against average, a .919 save percentage, and 15 shutouts. He was also nominated for both the Vezina and Lester B. Pearson trophies following the 2001-02 season and appeared in the NHL All-Star Game twice (2001, 2002). Additionally, Coyotes goaltender Brian Boucher established a modern NHL record shutout streak from December 22, 2003 to January 11, 2004, going 332:01 without allowing a goal and recording five shutouts.

Stanley Cup-winning goaltender Nikolai Khabibulin also posted significantly improved statistics under the tutelage of Allaire. Prior to Allaire joining Phoenix, Khabibulin posted a 3.03 goals against average and a .906 save percentage with nine shutouts (1994-95 - 1996-97). In his two seasons with Allaire (1997-98, 1998-99), Khabibulin participated in the NHL All-Star Game in both campaigns, and shaved more than half a goal off his goals against average.

A native of St. Jean, Quebec, Allaire served as a goaltending instructor in the Quebec Major Junior Hockey League (QMJHL) with three different teams: Laval, Verdun and Granby. During his tenure in the QMJHL, the goaltenders under Allaire's supervision won two President's Cups (QMJHL's championship) and played in two Memorial Cup Tournaments (1989-90 with Laval and 1991-92 with Verdun).





## CHRISTIAN HMURA

**Skills and Performance Development Coach** | Christian Hmura enters his first season as the Rangers Skills Coach. In his role, Hmura is responsible for assisting in the development of players' skills, such as skating, shooting, and stickhandling.

Hmura comes to New York after six seasons (2017-2023) as Hockey Director and Director of Player Development for the Chicago Mission, a Tier 1 AAA Youth Hockey Club. During his tenure with the Mission, 22 players went on to be selected in the NHL Entry Draft. From 2012-2023, Hmura was a Private Professional Development Coach, where he worked with over 70-plus NHL players in private and small group settings. In addition, Hmura was a scout for the Quebec Major Junior Hockey League's (QMJHL) Moncton Wildcats for three years (2013-2016).



## KYLE SMITH

**Head Video Coordinator** | Kyle Smith enters his third season with the Rangers coaching staff as the team's Head Video Coordinator.

Smith joined the Rangers coaching staff after spending two seasons with the Buffalo Sabres as the team's Video Coordinator (2019-20 and 2020-21). Prior to becoming Buffalo's Video Coordinator, he spent eight seasons in the American Hockey League (AHL) as the Rochester Americans' Video Coach. Smith was also responsible for handling all aspects of team travel during his final two seasons with Rochester. He spent the 2010-11 season with the Sabres in the Pro Scouting/Hockey Analytics Department, handling various tasks and working closely with Buffalo's hockey operations personnel. In April of 2011, Smith served as Interim Video Coach with the AHL's Portland Pirates before being elevated to a full-time role with the Sabres/Americans.

Smith played four years of collegiate hockey at SUNY Cortland and served as the team's captain during his final two seasons.



## SAM KELLEY

**Video Assistant** | Sam Kelley enters his sixth season with the Rangers coaching staff as the team's Video Assistant. In his role, Kelley is responsible for helping the coaching staff pre-scout games and assisting the coaching staff and front office with video breakdowns.

Prior to joining the Rangers, Kelley served as the Video Coordinator for Boston University for five seasons (2013-14 - 2017-18). In his role at Boston University, he was responsible for breaking down film of team practices, scouting upcoming opponents, and analyzing games to assist the team's coaching staff during games and in between games.

Kelley majored in Communication Studies and minored in Film and TV at Boston University, and he graduated from the school in May of 2017.





## JOHN LILLEY

**Director of Player Personnel & Director of Amateur Scouting** | Enters his third season with the Rangers as Director of Player Personnel & Director of Amateur Scouting ... Joined the Rangers organization after spending 15 seasons with the Toronto Maple Leafs organization ... Served as Toronto's Director of Amateur Scouting for three seasons (2018-19 – 2020-21) ... Prior to being named Director of Amateur Scouting, was the Maple Leafs' Director of United States Scouting for two seasons (2016-17 and 2017-18) ... Also served as an Amateur Scout for his first 10 seasons in the Maple Leafs' organization (2006-07 – 2015-16) ... A native of Wakefield, Massachusetts, has been a part of USA Hockey on several occasions throughout his career, both as a player and as a coach ... Served as an Assistant Coach with the U.S. National Team Development Program for three seasons (2003-04 – 2005-06) and helped the United States win a gold medal at the 2005 IIHF U18 World Championship and a silver medal at the 2004 IIHF U18 World Championship ... Represented the United States in several tournaments as a player, including the 1994 Winter Olympics ... Played professional hockey for parts of nine seasons (1993-94 – 2001-02), including parts of three seasons in the NHL with the Mighty Ducks of Anaheim (1993-94 – 1995-96) ... Tallied 11 points (three goals, eight assists) in 23 career NHL games ... Was selected by the Winnipeg Jets in the seventh round, 140th overall, of the 1990 NHL Entry Draft.



## GARTH JOY

**Associate Director of Player Personnel & Director of Pro Scouting** | Begins his second season with the Rangers as Associate Director of Player Personnel & Director of Pro Scouting...Prior to joining the Rangers, was with the Colorado Avalanche for 20+ year, finishing his tenure there as part of the 2022 Stanley Cup winning team...From 1999-2013, he was a pro scout and from 2013 to 2022 was a Senior Pro Scout and Assistant Director of Player Personnel...For the Avs, he played a key role in advising the general managers on potential trade acquisitions...Was a 11th round (222nd overall) draft pick in the 1986 NHL Draft by the Minnesota North Stars...Played five seasons in the OHL with both the Hamilton Steelhawks and Kingston Raiders...Earned a Bachelor of Education degree at St. Thomas University in Fredericton, New Brunswick...During that time while playing Canadian Interuniversity Sport, was voted to the CIS All-Canadian Team as a defenseman...Finished his playing career in Denmark with Vojens IK for the 1995-96 and 1996-97 seasons.



## ANDY SCHNEIDER

**Director of North American Scouting** | Begins his second season as Director of North American Scouting for the Rangers...Prior to joining the Rangers in 2022, was a member of the New Jersey Devils scouting department from 2015-16 to 2021-22, serving as both an amateur scout and the head of CHL scouting...He joined the Devils' organization after working for the Columbus Blue Jackets as an amateur scout for three seasons...He began his post-playing career in 2011-12 as an assistant coach with Swift Current (WHL)... Played 18 seasons professionally, including ten in Germany from 1997 through 2007, before completing his career with a four-year stint in Austria, which concluded in 2010-11...Was signed by Ottawa as a free agent on Oct. 9, 1992, spent two years with the organization and saw action in ten NHL games in 1993-94... Andy and his wife, Kim, have two sons, Jackson and Zachary.





## ARI VUORI

**Director of European Scouting** | Begins his second season as Director of European Scouting for the Rangers...Prior to joining the Rangers, Vuori served for seven seasons with the Toronto Maple Leafs as Director of European Scouting...Before joining the Leafs, Vuori served as a European scout with the Detroit Red Wings for eight seasons (2007-08 through 2014-15) and with the Los Angeles Kings for 11 seasons (1996-97 through 2006-07)...He also held a hockey operations role with TPS of the Finnish Elite League for eight seasons...As a player, Vuori, collected 371 points (167 goals, 204 assists) in 503 regular season games over 13 seasons in the Finnish Elite League...He also spent the 1981-82 season in the Ontario Hockey League with the Belleville Bulls and the Niagara Falls Flyers.



## JAMIE HERRINGTON

**Director of NCAA Scouting** | Enters his third season as the Rangers' Director of NCAA Scouting ... Prior to being promoted to his current post, spent five seasons as an Amateur Scout with the Rangers; was primarily responsible for scouting amateur players and free agents in the NCAA ... Prior to joining the Rangers, served two seasons as a scout with the U.S. National Team Development Program (2014-15 and 2015-16) and two seasons as a Graduate Assistant with Castleton State College (2009-10 and 2010-11) ... Played professional hockey for parts of seven seasons in the ECHL and CHL, as well as leagues in France and Italy ... Played four seasons of collegiate hockey at Dartmouth College and served as the team's captain in his junior and senior year.



## JED ORTMAYER

**Director of Player Development** | Enters his seventh season as Director of Player Development after rejoining the Rangers organization on June 14, 2017 ... In his role, he works with the hockey operations department in overseeing the development of Rangers prospects, both on and off the ice ... He also works with Rangers prospects who have yet to begin their professional hockey careers, as well as players with the Rangers' American Hockey League affiliate, the Hartford Wolf Pack, to further enhance their progression ... Oversees the Rangers' annual Prospect Development Camp ... Played 11 seasons of professional hockey during his career, including parts of eight seasons in the NHL (2003-04 - 2011-12) ... Skated in 345 career NHL games with the Rangers, Nashville, San Jose, and Minnesota, registering 22 goals and 31 assists for 53 points ... Was a finalist for the Bill Masterton Trophy in 2009-10, which is awarded annually to the NHL player who "best exemplifies the qualities of perseverance, sportsmanship, and dedication to hockey" ... Played three seasons with the Rangers (2003-04 - 2006-07) ... Was twice named the winner of the Steven McDonald Extra Effort Award (2003-04 and 2006-07), which is given annually to the Ranger who, as chosen by the fans, "goes above and beyond the call of duty" ... Played four seasons of collegiate hockey at the University of Michigan (1999-00 - 2002-03) and served as the team's captain for the final two seasons of his collegiate career ... Helped Michigan win the Central Collegiate Hockey Association (CCHA) Championship, and he was named the Most Valuable Player of the CCHA Tournament in his senior year.



## TANNER GLASS

**Assistant Director of Player Development** | Enters his fifth season with the Rangers' front office after rejoining the team as Assistant Director of Player Development ... In his role, works with Director of Player Development Jed Ortmeyer to assist in the development of Rangers prospects throughout North America, both on and off the ice ... Began working in the front office after concluding an 11-season NHL career (2007-08 – 2017-18) ... Skated in 527 career NHL games with Florida, Vancouver, Winnipeg, Pittsburgh, the Rangers, and Calgary, registering 24 goals and 45 assists for 69 points, along with 658 penalty minutes ... Also skated in 67 career Stanley Cup Playoff games, and helped Vancouver advance to the Stanley Cup Final in 2010-11 ... Concluded his playing career with Bordeaux in France during the 2018-19 season ... Played 134 games over parts of three seasons with the Rangers (2014-15 – 2016-17) and helped the Blueshirts advance to the Stanley Cup Playoffs in each of his three seasons with the team ... In 2014-15, helped the Rangers win the Presidents' Trophy for having the best regular season record in the NHL and establish single-season franchise records with 53 wins and 113 points ... Prior to beginning his professional career, played four seasons of collegiate hockey at Dartmouth College (2003-04 – 2006-07) ... Served as Dartmouth's captain during the 2006-07 season ... Also played parts of six seasons in the American Hockey League (AHL).



## ANTTI MIETTINEN

**Player Development Assistant - Europe** | Enters his third season with the Rangers' front office in the hockey operations' player development department ... In his role, works with Director of Player Development Jed Ortmeyer to assist in the development of Rangers prospects throughout Europe, both on and off the ice ... A native of Hameenlinna, Finland, he has served as an Assistant Coach with several of Finland's teams in international competition ... Helped Finland earn a bronze medal at the 2021 IIHF World Junior Championship ... Served as an assistant coach with HPK in Liiga for four seasons (2016-17 – 2019-20); helped the team win the league championship in 2018-19 ... Skated in 539 career NHL games over parts of nine NHL seasons (2003-04 – 2012-13) with the Dallas Stars, Minnesota Wild, and Winnipeg Jets, registering 97 goals and 133 assists for 230 points ... Represented Finland in several international tournaments, including the 2010 Winter Olympics; helped Finland earn a bronze medal at the Olympics ... Was inducted into the Finnish Hockey Hall of Fame in 2019.



## PAUL MARA

**Player Development Assistant** | Enters his first season with the Rangers' front office in the hockey operations' player development department ... In his role, works with Director of Player Development Jed Ortmeyer and Assistant Director of Player Development Tanner Glass in the development of Rangers prospects, both on and off the ice ... Primarily focuses on the development of defensemen in the Rangers organization ... Joins the Rangers organization after two seasons coaching the Boston Pride of the Premier Hockey Federation ... Served as the assistant coach of the USA National Women's Team since 2016; in 2018, he helped guide Team USA to an Olympic Gold Medal ... A seventh overall draft pick in the 1997 NHL Entry Draft, Mara played in 734 NHL games and produced 253 points with a total of six franchises.





## **RYANE CLOWE**

**Co-Senior Advisor to President and General Manager** | Begins his third season with the organization after serving as Hockey Ops Advisor since 2022 ... Serves in his new role alongside Mike Barnett ... Played 10 NHL seasons split between the San Jose Sharks (2005-13), Rangers (2012-13) and New Jersey Devils (2013-15), compiling 309 points (119G-127A) in 491 games ... Following his playing career, served as an assistant coach for the Devils (2016-18) and was the head coach for the Newfoundland Growlers of the ECHL during the 2018-19 campaign.



## **MIKE BARNETT**

**Co-Senior Advisor to the President and General Manager** | Begins his 15th season with the Rangers ... In addition to his role as Senior Advisor to the President and General Manager during his tenure, also served as an Amateur Scout in 2013-14, where he was responsible for scouting amateur players and free agents in North America ... Before joining the Rangers, he spent six seasons as the General Manager, Senior Executive Vice President and Alternate Governor of the Phoenix Coyotes ... Prior to his stay in Phoenix, he served as President of International Management Group's (IMG) hockey division for 12 years, compiling a player list that included several high-profile players such as Wayne Gretzky, Brett Hull, Paul Coffey, Jaromir Jagr, Joe Thornton, Mats Sundin, and Sergei Fedorov ... Played two seasons of professional hockey with the Chicago Cougars and Houston Aeros of the World Hockey Association (WHA) in 1973-74 and 1974-75 following his junior hockey and collegiate careers.



## **ANGELA RUGGERIO**

**Hockey Operations Advisor** | Begins her first season with the Rangers ... Is a four-time Olympic medalist and was inducted into both the Hockey Hall of Fame and U.S. Hockey Hall of Fame in 2015, and IIHF Hall of Fame in 2017 after skating 15-plus years (1996-2011) with the U.S. Women's National Team ... Helped the U.S. claim the first-ever gold medal awarded in women's ice hockey in the Olympic Winter Games in 1998 as the youngest member of the team and went on to win three other Olympic medals (silver-2002, 2010; bronze-2006).





## JEAN-IAN FILIATRAULT

**Goaltending Consultant** | Enters his third season with the Rangers as Goaltending Consultant ... In his role, works with Head Goaltending Coach & Director of New York Rangers Goaltending Benoit Allaire, assisting in the development of Rangers goaltending prospects throughout the organization, including in Europe and at the junior level and collegiate level ... Prior to joining the Rangers organization, most recently worked in the Colorado Avalanche organization as Goaltending Development Coach ... Has also worked in the Anaheim Ducks organization and Toronto Maple Leafs



## MARK CIACCIO

**Prospect Development Skills Coach** | Mark Ciaccio enters his 11th season with the Rangers and first in player development ... In his role, Ciaccio works primarily with the team's prospects as part of the player development staff ... Prior to joining the Rangers, Ciaccio served as the Skills Coach for the Phoenix Coyotes for 12 seasons (2001-13), and he worked with MODO in the Swedish Hockey League (SHL) ... Ciaccio is the owner of MC Hockey Skills, a power skating and skill training program that holds camps worldwide.



## COLIN DOWNEY

**Player Development Assistant, Hartford Wolf Pack** | Enters his second season with the Rangers as skills coach for the AHL's Hartford Wolf Pack ... Enjoyed an eight year professional career in France after a successful college career ... As a junior, played for the Boston Junior Bruins of the EJHL during the 2008-09 and 2009-10 seasons ... He served as captain of the Bruins during the 2009-10 season, his last before moving on to the NCAA level. ... Played four seasons of NCAA hockey at Bowdoin College, where he appeared in 100 career games and scored 118 career points (47G-71A). Over the course of 216 games in France, Downey scored 93 goals and 130 assists for 223 career points. He most recently suited up for Tours during the 2021-22 season.



### MIKKO ELORANTA

#### EUROPEAN SCOUT

Begins his eighth season with the Rangers as a European Scout ... Is primarily responsible for covering leagues in Finland ... Played parts of four NHL seasons with the Boston Bruins and Los Angeles Kings (1999-00 – 2002-03), registering 32 goals and 44 assists for 76 points, along with 186 penalty minutes in 264 games ... Established career-highs with 12 goals and 23 points as a member of the Bruins during the 2000-01 season ... Represented Finland in several tournaments throughout his career, earning a silver medal at the IIHF World Championship in two consecutive years (1998 and 1999) and finishing as the runner-up in the 2004 World Cup of Hockey ... Tallied two goals in four games while representing Finland at the 2002 Winter Olympics in Salt Lake City, Utah.



### JAN GAJDOSIK

#### EUROPEAN SCOUT


Begins his 24th season as a full-time European Scout with the Rangers after spending seven seasons as a part-time scout with the team ... Responsible for covering Sweden, Finland, Russia, Czech Republic, and Slovakia territories ... A native of Trenčín, Slovakia, Gajdosik began his scouting career in 1993 ... A former goaltender, he was forced to retire from hockey at the age of 16 because of an injury ... Makes his home in Trenčín, a hockey town which has produced NHL players such as Zdeno Chára, Marian Hossa, Marian Gaborik, Zigmund Palffy, and Pavol Demitra.



### PATRIC KJELLBERG

#### EUROPEAN SCOUT

Begins his seventh season with the Rangers as a European Scout ... In his role, he is primarily responsible for scouting amateur players in Sweden, as well as covering various tournaments ... Played parts of six seasons in the NHL with the Montreal Canadiens, Nashville Predators, and Mighty Ducks of Anaheim, registering 160 points (64 goals, 96 assists) in 364 career games ... Posted back-to-back 40-point seasons with Nashville in 1999-00 and 2000-01, and skated in 10 playoff games while helping Anaheim advance to the Stanley Cup Final in 2002-03 ... A native of Trelleborg, Sweden, Kjellberg represented his country in the Winter Olympics on three occasions (1992, 1994, 1998), and helped Sweden earn a gold medal in 1994 ... Also helped Sweden earn a gold medal at the IIHF World Championship twice (1992 and 1998) ... Played nine seasons in the top professional league in Sweden; led the league in goals in 1997-98.





## **SERGEI KUZNETSOV**

### **EUROPEAN SCOUT**


Begins his fourth season with the Rangers as a European Scout ... In his role, he is primarily responsible for scouting amateur and professional players in Russia, as well as covering various tournaments ... Joined the Rangers organization after serving as a scout with the Arizona Coyotes for four seasons ... Prior to becoming a scout, served as an Assistant Coach with Lokomotiv Yaroslavl's organization in Russia for three seasons ... Was selected by Tampa Bay in the sixth round, 146th overall, of the 1998 NHL Entry Draft and played four seasons of professional hockey in North America (2000-01 - 2003-04) ... Following his playing career in North America, returned to Russia and played nine more seasons professionally in



## **SHAONE MORRISONN**

### **EUROPEAN PROFESSIONAL SCOUT**

Begins his third season with the Rangers as a European Professional Scout ... Joined the Rangers organization after playing professional hockey for parts of the last 19 seasons, including parts of the last nine seasons in Europe and Asia ... Skated in 480 career NHL games over parts of eight seasons (2002-03 - 2010-11) with the Boston Bruins, Washington Capitals, and Buffalo Sabres, registering 11 goals and 64 assists for 75 points, along with a plus-34 rating and 455 penalty minutes ... Was originally selected by Boston in the first round, 19th overall, of the 2001 NHL Entry Draft ... Following his NHL career, played five seasons in the Kontinental Hockey League (KHL) in Russia, as well as one season in Liiga in Finland.



### LARRY BERNARD

#### AMATEUR SCOUT

Begins his 16th season with the Rangers as an Amateur Scout ... Primarily responsible for scouting amateur talent in the United States ... Previously spent five seasons with the Tampa Bay Lightning organization, and served as an Amateur Scout with Tampa Bay beginning in 2003 prior to joining the Rangers ... A native of Prince George, British Columbia, he was selected by the Rangers in the eighth round, 154th overall, of the 1985 NHL Entry Draft ... Appeared in 69 games in the AHL over two seasons with the Moncton Hawks, registering 14 goals and 18 assists for 32 points ... Also appeared in 21 ECHL games with the Knoxville Cherokees, recording 12 goals and 17 assists for 29 points ... Following his playing career, served five seasons as an Assistant Coach with the Surrey Eagles of the BCJHL, as well as with Prince George and Prince Albert of the WHL and Sarnia of the OHL.



### JEFF BEUKEBOOM

#### AMATEUR SCOUT

Begins his seventh season as an Amateur Scout with the Rangers ... Joined the Rangers scouting staff after serving one season as an Assistant Coach with the Blueshirts in 2016-17 ... Prior to becoming an Assistant Coach with the Rangers, served as an Assistant Coach with the Rangers' American Hockey League (AHL) affiliate, the Hartford Wolf Pack, for four seasons (2012-13 - 2015-16) ... Served as an Assistant Coach with the Sudbury Wolves of the Ontario Hockey League (OHL) for three seasons (2009-10 - 2011-12) and with the Barrie Colts of the OHL for one season (2008-09) ... Also served as an Assistant Coach for one season with the Toronto Roadrunners of the AHL in 2003-04 ... Played 13 seasons in the NHL (1986-87 - 1998-99), registering 30 goals and 129 assists for 159 points, along with a plus-114 rating and 1,890 penalty minutes in 804 career games ... Was selected by the Edmonton Oilers in the first round, 19th overall, of the 1983 NHL Entry Draft ... Was a member of three Stanley Cup championship teams with Edmonton (1986-87, 1987-88, and 1989-90) ... Was acquired by the Rangers from Edmonton on November 12, 1991 to complete the transaction that sent Mark Messier from the Oilers to the Blueshirts ... Skated in 520 games over parts of eight seasons with the Rangers (1991-92 - 1998-99), registering 18 goals and 72 assists for 90 points, along with a plus-63 rating and 1,157 penalty minutes, and won his fourth Stanley Cup in 1993-94 ... Ranks second on the Rangers' all-time list in regular season penalty minutes (1,157) and playoff penalty minutes (147).



### DOUG GASPER

#### AMATEUR SCOUT

Begins his second season as an Amateur Scout with the Rangers ... Joined the Rangers scouting staff after serving as general manager of the Brandon Wheat Kings of the Western Hockey League (WHL) for one season...He joined the Wheat Kings scouting staff in 2019 after spending the previous two seasons as a Western Canadian amateur scout for the Vancouver Canucks...A former area scout with both the Western Hockey League's Prince Albert Raiders and Saskatchewan Junior Hockey League's Nipawin Hawks, Gasper served as the Moose Jaw Warriors' director of scouting from 2015 to 2017.







## **DEREK GINNELL**

### **AMATEUR SCOUT**

Begins his fifth season with the Rangers as an Amateur Scout ... Joined the Rangers after spending five seasons as an Amateur Scout for the Columbus Blue Jackets (2014-15 - 2018-19) ... Prior to becoming a scout, played with the Medicine Hat Cubs of the Heritage Junior Hockey League (HJHL), and served as the team's captain ... Also played in the Alberta Junior Hockey League (AJHL), Saskatchewan Junior Hockey League (SJHL), and North West Junior Hockey League (NWJHL).



## **DEREK RICHARD**

### **AMATEUR SCOUT**

Begins his second season as an Amateur Scout with the Rangers ... Joined the Rangers scouting staff after four seasons as an Amateur Scout for the Vancouver Canucks...Was a certified agent for 15 years...Played hockey at Division 3 Bowdoin College from 1989-90- 1992-93 where he also got his law degree...Currently resides in Milton, Massachusetts .



## **PIERRE RIOUX**

### **AMATEUR SCOUT**

Begins his second season as an Amateur Scout with the Rangers ... Joined the Rangers scouting staff after serving as general manager of the Baie-Comeau Drakkar of the Quebec Major Junior Hockey League (QMJHL) for three seasons...Before that he was both an Assistant General Manager and Assistant Coach for Rimouski in the QMJHL, with Alexis Lafreniere as a player...Was an Amateur Scout for the Toronto Maple Leafs from 2009-10 to 2015-16...Played in 14 games in the NHL with the Calgary Flames...Won a World Junior Championship with Canada in 1981-82.



### PETER STEPHAN

#### AMATEUR SCOUT

Begins his 22nd full season with the Rangers and 13th consecutive season as an Amateur Scout ... Responsible for scouting the Ontario Hockey League (OHL), along with other North American junior leagues ... Previously served six seasons as a Professional Scout with the Rangers after spending three seasons as Vice President of Hockey Administration and Scouting ... Began his tenure in New York as an Amateur Scout for the organization in 2001-02 ... Prior to joining the Rangers, spent three years with the Edmonton Oilers as Director of Hockey Administration/Legal Counsel from 1998-2000, handling all legal matters relating to the hockey club, including player contracts, Collective Bargaining Agreement issues, arbitration hearings and general operational contracts.



### MATTHEW SMITH

#### AMATEUR SCOUT

Begins his second season with the Rangers as an Amateur Scout...Scouted previously for the New York Islanders and Washington Capitals...Currently the owner of two hockey rinks in Rhode Island, the Rhode Island Sports Center and Lynch Arena. He also owns the Providence Hockey Club which is a youth hockey organization with over 40 teams and Blue Chip Select Hockey which is a Spring/Summer program...Played for Ft. McMurray Oil Barons of the AJHL and Victoria Cougars of the WHL.. Attended the University of Wisconsin after going to Catholic Memorial High School where he was a three-time state champ and Boston Globe's Player of the Year in 1990... Lives in Lincoln, Rhode Island with his wife Amy and sons Cam, Connor, Aiden and Brendan.



### ERNIE VARGAS

#### PROFESSIONAL SCOUT

Begins his second season with the Rangers as a Professional Scout...Spent 20-plus seasons with the Minnesota Wild as an Amateur Scout...was originally hired by Doug Risebrough in 2000...Drafted by the Montreal Canadiens in the sixth round, 117th overall, of the 1982 NHL Draft...Played for the Milwaukee Admirals of the IHL and the Sherbrooke Canadiens & Baltimore Skipjacks of the AHL... Attended the University of Wisconsin where he played four seasons with the Badgers from 1982-83 to 1985-86...A St. Paul, Minnesota native, he was a member of the United States World Junior Championship team in 1982-83.





## STEVE EMINGER

### PROFESSIONAL SCOUT

Begins his seventh season with the Rangers as a Professional Scout after rejoining the organization on June 14, 2017 ... Rejoined the Rangers organization after playing 14 seasons of professional hockey, including parts of 10 seasons in the NHL (2002-03 - 2012-13) ... Skated in 488 career NHL games with the Washington Capitals, Philadelphia Flyers, Tampa Bay Lightning, Florida Panthers, Anaheim Ducks, and the Rangers ... Played in 142 games with the Rangers over three seasons (2010-11 - 2012-13) ... Won the Calder Cup in his final season of professional hockey in 2015-16 with Lake Erie of the American Hockey League (AHL).



## AL TUER

### PROFESSIONAL SCOUT

Begins his third season with the Rangers as a Professional Scout ... Joined the Rangers organization after working in the Florida Panthers organization for 11 seasons (2010-11 - 2020-21), including four seasons as the team's Director of Professional Scouting ... Served as the Panthers' Head Professional Scout for one season after spending his first six seasons in the organization as a Professional Scout ... Began his scouting career with the Calgary Flames, where he served as an Amateur Scout for nine seasons (2001-02 - 2009-10) ... Served as a General Manager/Head Coach in the WHL for six seasons following the conclusion of his playing career ... Played 10 seasons of professional hockey (1983-84 - 1992-93), including parts of four seasons in the NHL.



## CRAIG CHANNELL

### PROFESSIONAL SCOUT

Begins his second season with the Rangers as a Professional Scout ... Prior to joining the Blueshirts staff in October of 2022, was scout for the London Knights of the Ontario Hockey League (OHL) for parts of two seasons ... Served as an amateur scout for the Minnesota Wild (2009-10 - 2017-18) and St. Louis Blues (2004-05 - 2008-09) ... Was the Director of Amateur Scouting for the Nashville Predators (1997-98 - 2003-04) and two years for the Washington Capitals after a stint as amateur scout for the team.



### ANDY HOSLER

#### HEAD ATHLETIC TRAINER

Begins his first season with the Rangers ... Returns to the NHL after spending two seasons at Michigan State University as the Head Athletic Trainer ... Spent 14 years with the Nashville Predators (2007-21), including serving as the organization's Head Athletic Trainer in his final eight seasons with the team. Prior to joining the Predators, spent two seasons as the head athletic trainer for the ECHL's Utah Grizzlies.



### SEAN MURDOCH

#### ASSOCIATE ATHLETIC TRAINER

Begins his ninth season with the Rangers and second as the team's Associate Athletic Trainer ... Served the previous seven seasons as the Rangers' Assistant Athletic Trainer ... Previously spent three seasons with the Dubuque Fighting Saints of the United States Hockey League (USHL) as the team's Athletic Trainer (2013-2015) ... Also served as a Graduate Assistant, Athletic Trainer, with the University of Minnesota's Baseball Team from 2011-2013 ... Graduated from Michigan State University in 2011 with a Bachelor of Science degree in Athletic Training, and received a Master of Education degree in Applied Kinesiology-Exercise Science from the University of Minnesota in 2013 ... Is a native of West Michigan and resides in New York City.



### BRANDON RODGERS

#### SENIOR SPORTS THERAPIST


Begins his first season with the Rangers as the team's Senior Sports Therapist ... Prior to joining Rangers, spent five seasons as Physical Therapist and Assistant Strength & Conditioning Coach for the Tampa Bay Lightning. In his role with Tampa Bay, Rodgers helped implement strength and high-performance programs, and assisted the medical staff by performing physical therapy and traditional athletic training services.



### TYLER STRATTON

#### MASSAGE THERAPIST

Begins his fourth season with the Rangers as the team's Massage Therapist ... Prior to joining the Rangers, spent three seasons with the Florida Panthers organization as the Assistant Athletic Trainer for the team's American Hockey League (AHL) affiliate, the Springfield Thunderbirds ... Also served as the Assistant Athletic Trainer during the 2019 AHL All-Star Classic ... Was the Athletic Trainer for the Men's and Women's Gymnastics teams at Springfield College in 2017 ... Received a Bachelor of Science degree in Athletic Training from Springfield College in 2016 and became a Licensed Massage Therapy Practitioner after studying at The Massage School in Easthampton, MA for three years.



## ACACIO MARQUES

### HEAD EQUIPMENT MANAGER

Begins his 28th season in a full-time role with the Rangers ... Was named Head Equipment Manager prior to the start of the 2019-20 season after serving 19 seasons as Equipment Manager ... Spent four seasons as an Assistant Equipment Manager for the Rangers before being promoted to Equipment Manager ... In his role, oversees all equipment ordering, inventory, and repair issues, along with general operational matters at the Rangers practice facility ... Joined the team in 1997 after assisting the club on a part-time basis since 1993 ... A native of New York, Marques received a Bachelors degree of Business Administration from Iona College in 1990 ... Prior to working with the Rangers, Marques operated a pro shop in Rye, NY ... Hobbies include boating and golf.



## TIM WEBB

### EQUIPMENT MANAGER

Begins his fourth season as Equipment Manager ... In his role, assists Head Equipment Manager Acacio Marques in equipment ordering, inventory, and repairs, as well as with general operational matters at MSG Training Center ... Previously served four seasons as Assistant to the Equipment Staff before being named Equipment Manager ... Has held several roles during his tenure with the Rangers; has worked in the team's Fan Development and Hockey Development Department, Blue Crew staff, and as a Game Night Locker Room Attendant ... Joined the Rangers as an intern in the hockey operations department in 2009 ... Also fills in as a goaltender during Rangers practices on occasion ... Graduated from Seton Hall University with a Bachelor's Degree in Sports Management ... Played club hockey at Seton Hall.



## BOB PATLEN

### ASSISTANT EQUIPMENT MANAGER


Begins his fourth season as Assistant Equipment Manager ... In his role, assists Head Equipment Manager Acacio Marques and Equipment Manager Tim Webb in equipment ordering, inventory, and repairs, as well as with general operational matters at MSG Training Center ... Has held several roles during his tenure with the Rangers, beginning in July 2013; has worked in the team's Fan Development Department, serving as a coach for youth and community events, and also as a Game Night Locker Room Attendant ... Played hockey while attending Seton Hall University, serving as the team's alternate captain for two years and the team's captain during his senior year.



### KYLE CZECH

#### HEAD STRENGTH AND CONDITIONING COACH

Begins his fourth season with the Rangers as the team's Head Strength and Conditioning Coach ... Prior to joining the Rangers, served four seasons as the Strength and Conditioning Coach for Boston University's Men's Ice Hockey Team and the school's Field Hockey Team ... Was a member of Boston University's team that won the Hockey East Championship in 2017-18 ... Prior to working at Boston University, was a member of Prentiss Hockey Performance (PHP) in Connecticut ... Holds two degrees from Winona State University in Minnesota and has also previously worked at Clemson University and the University of Wisconsin ... Assisted with all Olympic sports during his tenure at Clemson University ... Served as a strength & conditioning intern with Men's and Women's Basketball, Men's and Women's Hockey, Golf, and Spirit Squads during his tenure at the University of Wisconsin.



### PETER HLUSKO

#### ASSISTANT STRENGTH AND CONDITIONING COACH

Begins his third season with the Rangers as the team's Assistant Strength and Conditioning Coach ... Has worked at Prentiss Hockey Performance (PHP) in Connecticut since 2017 ... Served as Strength and Conditioning Coach for the U.S. Women's National Team during the 2017 IIHF Women's World Championship and helped the team win a gold medal ... Is a certified FRC Mobility Specialist and USA Weightlifting (USAW-L1SPC) ... Attended Mercyhurst University where he received a bachelor's degree in exercise science and played on the men's hockey team (2011-12 - 2014-15) ... Also attended West Virginia University where he received a master's degree in coaching and sport education ... Interned with USA Hockey's National Team Development Program while he attended grad school.



### KAYLA MCAVOY

#### ASSISTANT SPORTS SCIENTIST

Begins her first season with the Rangers as the team's Assistant Sports Scientist and third with the team ... Earned a full-time role after two seasons with the team as temp associate in the strength and conditioning department. ... After graduating from Queens College, got her start in the industry as an intern with Prentiss Hockey Performance where she worked alongside trainers to design and implement exercise programs for professional athletes.







## **BEN PRENTISS**

### **STRENGTH AND CONDITIONING CONSULTANT**


Begins his seventh season with the Rangers as the team's Strength and Conditioning Consultant ... In his role, he helps develop and execute training programs for Rangers players and prospects, both on and off the ice ... Is the founder of Prentiss Hockey Performance (PHP), and he has worked with professional and Olympic hockey players for over two decades ... Has trained several of the NHL's top current and former players since he opened PHP, including Hall of Famer Martin St. Louis and Brad Richards ... Is among a select group of trainers who have earned "Level 5 certification", as he has trained a medalist at the international level ... Has also served as the Director of Hockey Performance for Boston University's hockey program.



## **DANIEL HEDIN**

### **STRENGTH AND CONDITIONING CONSULTANT - EUROPE**

Begins his 24th season as the Rangers Strength and Conditioning Consultant - Europe ... Works closely with the Rangers' Strength and Conditioning staff to develop comprehensive training methods and regimens for all Rangers players ... Specifically focuses on monitoring the progress and work habits of Rangers prospects playing in Europe ... Joined the Rangers after working as a personal trainer for eight years ... Is a licensed Personal Trainer working in Sweden and Monaco ... Is certified by the Scandinavian Academy of Fitness Education ... Developed the personal training manual for S.A.T.S. in Stockholm, Sweden ... Also serves as a Strength and Conditioning trainer for ATP Tennis players in Monaco.



### DR. RYAN LINGOR

#### MEDICAL DIRECTOR

Begins his seventh season with the Rangers but first as Medical Director after six years as team physician ... Serves as an Attending Physician and the Medical Director at the Same Day Sports Clinic at Hospital for Special Surgery (HSS) ... Is also a faculty member of the Weill Cornell Medical College ... Served as a Consultant and Assistant Team Physician with the New York Jets for four years before joining the Rangers' medical staff ... Also served as the Head Athletic Trainer for the Hamburg Sea Devils of NFL Europe in 2006, and completed athletic training internships with the Miami Dolphins and New England Patriots ... Earned his medical degree from the Loyola University Chicago Stritch School of Medicine and completed a Sports Medicine Fellowship at the University of Notre Dame ... Started playing hockey at four years old with his brother in South Dakota.



### DR. BRYAN KELLY

#### SENIOR MEDICAL ADVISOR

Begins his 10th season with the Rangers and his first as Senior Medical Advisor after three seasons as Medical Director & Head Team Physician ... Served five seasons as Head Team Physician before adding the title of Medical Director ... Has a faculty appointment at Weill Cornell Medical College and medical staff appointments at Hospital for Special Surgery and NewYork-Presbyterian Hospital ... Has served as the Associate Team Physician for the New York Giants for the last 17 years ... Works with the MLS' New York Red Bulls and several collegiate teams in the tri-state area ... Received his medical degree from Duke University Medical School ... Completed a two-year fellowship at Hospital for Special Surgery, specializing in Sports Medicine and Shoulder Surgery, as well as a fellowship in Hip Sports Injuries and Arthroscopy at the University of Pittsburgh Medical Center, Center for Sports Medicine ... Has received numerous awards, including the Excellence in Research Award from the American Orthopaedic Society for Sports Medicine in 2011.





## **DR. BOB MARX**

### **TEAM PHYSICIAN**

Begins his fifth season with the Rangers as Assistant Team Physician ... Has worked at Hospital for Special Surgery (HSS) for the last 23 years ... Is an Attending Orthopedic Surgeon at HSS, specializing in knee and shoulder surgery, and he also serves as the Vice Chair of Orthopedic Surgery for Faculty Development at HSS ... Has also served as the Head Orthopedic Surgery consultant for UFC ... Is Deputy Editor for Sports Medicine for the Journal of Bone & Joint Surgery ... Has been voted as one of the "Best Doctors in New York" by New York Magazine on multiple occasions ... Received his undergrad degree from the Université de Montréal and earned his medical degree from McGill University in Montreal ... Was born and raised in Montreal, and played hockey as a kid.



## **DR. ANIL RANAWAT**

### **TEAM PHYSICIAN**

Begins his ninth season with the Rangers ... Has worked at Hospital for Special Surgery (HSS) since April of 2008 ... His appointments include Chief, Hip and Knee Division of Sports Medicine Institute at Hospital for Special Surgery; Associate Professor of Orthopedic Surgery at Weill Cornell Medical College; Associate Attending Orthopedic Surgeon at Hospital for Special Surgery; Medical Director, Physician's Assistant Department, Hospital for Special Surgery ... Has also worked as an Assistant Team Physician with the New York Mets since 2010 ... Has received numerous accolades, including the T. Campbell Thompson Award for Excellence in Orthopedic Surgery and the Jean C. McDaniel Resident Teaching Award at Hospital for Special Surgery ... Received his undergrad degree from Duke University and graduated



### ERIKA WHITMAN

#### DIRECTOR, SPORTS NUTRITION

Begins her ninth season with the Rangers and her fourth season as Director, Sports Nutrition ... Served the previous five seasons as Teams Sports Dietitian ... Prior to joining the Rangers, served as a performance dietitian for the Department of Defense in the National Capital region ... Served as the Director of Sports Nutrition at the University of Notre Dame for six years ... Prior to joining the University of Notre Dame, worked in sports nutrition at the University of Florida and Pennsylvania State University ... Received her degree in dietetics from the University of Delaware and completed her internship at the Mayo Clinic in



### KILEY FIELD

#### MANAGER, SPORTS NUTRITION

Begins her fourth season with the Rangers as Manager, Sports Nutrition ... Prior to joining the Rangers, served as a Performance Nutrition Assistant with the San Jose Sharks for two seasons, as well as a Performance Nutrition Assistant with the NFL's San Francisco 49ers for the 2020 season ... Also spent three years as a Sports Nutrition Graduate Assistant with Stanford University ... Received a Bachelor of Science in Nutritional Science from San Jose State University in 2015, and received a Master of Science in Dietetics from San Jose





## **DR. DONALD SALOMON**

### **TEAM DENTIST**

Begins his 39th season with the Rangers as Team Dentist ... Earned a Doctorate in Medical Dentistry from the University of Pennsylvania ... Completed post-graduate studies at the Pankey Institute and at the Institute of Advanced Dental Studies ... Has given a range of lectures on cosmetic dentistry ... A member of the American Dental Association, Ninth District Dental Society, and Scarsdale Dental Society.



## **DR. JOSEPH V. ESPOSITO**

### **ASSISTANT TEAM DENTIST**

Begins his 22nd season with the Rangers as Assistant Team Dentist ... Earned a Doctorate of Dental Surgery from New York University College of Dentistry ... Completed post-graduate studies with The Seattle Institute for Advanced Dental Education ... Has served as President of the Scarsdale Dental Society ... A member of the Academy of Sports Team Dentists, American Dental Association, Ninth District Dental Society, Academy of Cosmetic Dentistry, and the Academy of General Dentistry.



### ADAM GRAVES

**Hockey and Business Operations** | One of the most popular players in franchise history, Adam Graves returned to the Rangers organization on July 19, 2005 in a dual role that uses his myriad of abilities in both the on-ice and off-ice areas of the organization. In this capacity, Graves works with the club's hockey personnel to advance the development of key Rangers prospects, while also assisting in the development and execution of the organization's many community outreach programs, as well as marketing and sponsorship initiatives.



Graves plays an integral role in strengthening the bond between the team and its fans while developing future Blueshirt loyalists. He is involved in a variety of youth hockey and season subscription events, and he is instrumental in supporting the efforts of the Garden of Dreams Foundation through appearances, media interviews, and participation in the fulfillment of fundraising auction experiences.

With a keen eye for talent, Graves has become an essential member of the hockey operations department. His ability to lend support and direction, both on and off the ice, has benefited many key prospects within the Rangers system. He is also involved in free agency signings and the NHL Draft with the Rangers, as well as the development of players with the Hartford Wolf Pack.

Extremely active in the community both during and after his playing career, Graves was recognized by the NHL when he received the King Clancy Memorial Trophy in 1994. The award is presented annually to the NHL player who "best exemplifies leadership qualities on and off the ice and has made a noteworthy humanitarian contribution in his community." In 2000, he was honored with the NHL Player Foundation Award, recognizing the NHL player who "applies the core values of hockey - commitment, perseverance, and teamwork - to enrich the lives of people in his community." Graves also received the Bill Masterton Trophy in 2001, an award given annually by the Professional Hockey Writers Association (PHWA) to the NHL player who "best exemplifies the qualities of perseverance, sportsmanship and dedication to hockey."

During his 10-year playing career with the Rangers, Graves worked tirelessly in the greater metropolitan area with various charitable organizations, including Family Dynamics, Toys for Tots, Muscular Dystrophy Association, Dime Hometown Heroes, and Big Brothers/Big Sisters. As a result of his extensive civic efforts, Graves was also recognized with honors from countless organizations and publications, including USA Weekend's "Most Caring Athlete" Award, Sports Illustrated for Kids' "Good Sport" Award, and 'The Sporting News' "Good Guy" Award.

As a Ranger, Graves registered 280 goals and 227 assists for 507 points in 772 games. He ranks third on the Rangers' all-time goals list and ranks 10th on the franchise's all-time points list. He established a Rangers single-season record for goals with 52 during the 1993-94 campaign, breaking Vic Hadfield's 22-year old club record of 50. His record stood for 12 years until Jaromir Jagr scored 54 goals in 2005-06. A two-time Stanley Cup champion, capturing titles with the Edmonton Oilers in 1989-90 and the Rangers in 1993-94, Graves represented the Blueshirts at the 1994 NHL All-Star Game and was selected as an NHL Second Team All-Star in 1993-94.

In addition, Graves received numerous Rangers team awards during his career, including: Most Valuable Player (92-93, 93-94); Player's Player Award (91-92, 92-93, 94-95, 98-99); Ceil Saidel Memorial Award (94-95, 95-96, 96-97, 97-98, 98-99, 99-00, 00-01); Steven McDonald Extra Effort Award (91-92, 92-93, 93-94, 98-99, 99-00); John Halligan Good Guy Award (92-93); Frank Boucher Trophy (93-94); and Crumb Bum Award (1993).

A native of Toronto, Ontario, Graves signed with New York as a free agent on September 3, 1991. He was originally drafted by the Detroit Red Wings in the second round, 22nd overall, of the 1986 NHL Entry Draft. Over his 16-year NHL career, the left winger played in 1,152 career games with the Red Wings, Oilers, Rangers, and San Jose Sharks, registering 329 goals and 287 assists for 616 points.

Graves joined a select group of New York hockey immortals when his No. 9 jersey was raised to the Garden rafters on February 3, 2009. He and his wife, Violet, have three children: daughters, Madison and Montana, and son, Logan.





## HENRIK LUNDQVIST

**Business Operations** | Henrik Lundqvist returned home to MSG when he joined MSG Sports and MSG Entertainment in a unique Business Operations role on September 8, 2022.

In his role, Lundqvist is involved in numerous areas including representing MSG Sports and MSG Entertainment in a variety of partner and sponsorship endeavors, assisting with content development for digital platforms across both companies, growing and strengthening the connection with Rangers alumni, as well as lending his support with the Garden of Dreams Foundation. In addition, Lundqvist offers his support as a lead studio analyst on MSG Network throughout the Rangers season.



During his tenure in New York, Lundqvist established himself as one of the greatest players in Rangers history, both on and off the ice. Off the ice, Henrik and his wife, Therese, founded the Henrik Lundqvist Foundation (HLF), and he has served the official spokesperson for the Garden of Dreams Foundation (GDF). Through its fundraising efforts and community outreach, HLF strives to create positive change in the lives of children and adults throughout the world through education and health services. In 2012, he received the Garden of Dreams Hero Award, which annually honors a person or organization who embodies the spirit and commitment of the Foundation, with active, on-going dedication to children facing obstacles.

The Sweden native played 15 seasons with the Rangers (2005-06 – 2019-20) and owned over 50 franchise records at the time of his retirement, including all-time records for wins (459), appearances by a goaltender (887), shutouts (64), playoff appearances (by either a skater or goaltender - 130), playoff wins (61), and playoff shutouts (10). In 2011-12, Lundqvist won the Vezina Trophy as the NHL's Best Goaltender and was a finalist for the award in four other seasons throughout his tenure with the Rangers (2005-06, 2006-07, 2007-08, 2012-13). A five-time NHL All-Star (2009, 2011, 2012, 2018, 2019), Lundqvist was named to the NHL's First All-Star Team in 2011-12, the NHL's Second All-Star Team in 2012-13, and the NHL's All-Rookie Team in 2005-06.

Lundqvist earned numerous team awards and honors throughout his career. He was named the Rangers' Most Valuable Player in nine different seasons, which is more than any other player in franchise history. In addition, Lundqvist was twice named the winner of the Steven McDonald Extra Effort Award, which is presented annually to the Ranger who, as chosen by the fans, "goes above and beyond the call of duty." On January 28, 2022, Lundqvist was given the highest honor a Rangers player can receive, when his No. 30 jersey was raised to the MSG rafters.





# THE PLAYERS





# ALEX BELZILE

## RIGHT WING

60

HEIGHT: 6'0" - WEIGHT: 195 - SHOOTS: RIGHT - BORN: AUG. 31, 1991 - BIRTHPLACE: ST-ELOI, QC

### PROFESSIONAL CAREER

#### 2022-23

\* Split the season between the Montreal Canadiens and Laval Rocket of the American Hockey League (AHL).

\* Was the Canadiens' nominee for the Bill Masterton Memorial Trophy for 2022-23, awarded to "the NHL player who best exemplifies the qualities of perseverance, sportsmanship, and dedication to hockey."

\* Skated in 31 games for the Canadiens, notching a career-high six goals and eight assists for 14 points.

\* Scored first career NHL goal on February 12, 2023 against Edmonton. At age 31, he was the oldest player to score their first career goal for the Canadiens since 35-year-old Herb Gardiner in 1926.

\* As captain of Laval, he notched 26 points (14G-12A) in 31 games.

\* Notched a season-high and career-high two points on March 7, 2023 vs. CAR (1G-1A) and January 26, 2023 vs. DET (2A).

#### 2021-22

\* Played in 11 games for Montreal.

\* As assistant captain for Laval, recorded 10 goals and 12 assists for 22 points in 32 regular season games.

\* In 15 playoff games for Laval, tallied nine points (5G-4A) and a plus-3 rating. Ranked second on the team in playoff goals and tied for fifth in points.

#### 2020-21

\* Played in his first two regular season NHL games with Montreal

\* Made his debut on May 8, 2021 at Toronto. Also recorded his first NHL point in contest (assist)

#### 2019-20

\* Saw first NHL action in six playoff games with Montreal, recording one assist.

#### 2018-19

\* Set AHL career-highs in goals (19), assists (35) and points (54), leading Laval in all three categories.

\* Named to the AHL All-Star Game

#### 2016-17

\* Won the ECHL's Kelly Cup with the Colorado Eagles.

#### 2013-14

\* Won the ECHL's Kelly Cup with the Alaska Aces.

#### 2012-13

\* Made his pro debut with the Gwinnett Gladiators of the ECHL, posting 10 goals and 20 assists for 30 points in 40 games.

\* Was loaned out to the Hamilton Bulldogs of the AHL, collecting eight points (3G-5A) in 14 games.

### AMATEUR CAREER

\* Played three seasons for the Rimouski Oceanic of the Quebec Major Junior Hockey League (QMJHL) from 2009-10 to 2011-12, collecting 59 goals and 134 assists for 193 points in 158 games.

\* In 2011-12, set career-highs in assists (70) and points (92). Ranked tied for fourth in the QMJHL in points and second in assists.

### CAREER TRANSACTIONS

\* Signed as a free agent by Montreal, May 24, 2019

\* Signed as a free agent by NY Rangers, July 1, 2023



CAREER STATISTICS

SEASON	TEAM	LEAGUE	REGULAR SEASON					PLAYOFFS				
			GP	G	A	PTS	PIM	GP	G	A	PTS	PIM
2008-09	Rivière-du-Loup	QMAA	-	-	-	-	-					
2009-10	Collège Champlain	QJAAAHL	33	14	26	40	62					
	Rimouski	QMJHL	31	10	24	34	20	12	7	4	11	14
2010-11	Rimouski	QMJHL	64	27	40	67	78	5	2	5	7	6
2011-12	Rimouski	QMJHL	63	22	70	92	85	21	7	18	25	28
2012-13	Gwinnett	ECHL	40	10	20	30	36	4	0	2	2	2
	Hamilton	AHL	14	3	5	8	11					
2013-14	Gwinnett	ECHL	3	0	0	0	8					
	Alaska	ECHL	16	4	8	12	0	18	3	7	10	18
2014-15	Idaho	ECHL	63	28	41	69	113	6	1	1	2	4
2015-16	San Antonio	AHL	25	6	4	10	10					
	Fort Wayne	ECHL	29	10	21	31	34	16	6	10	16	20
2016-17	San Antonio	AHL	45	5	7	12	39					
	Colorado	ECHL	17	10	17	27	18	18	14	12	26	38
2017-18	San Antonio	AHL	61	14	20	34	63					
2018-19	Laval	AHL	74	19	35	54	80					
2019-20	Montréal	NHL	0	0	0	0	0	6	0	1	1	0
	Laval	AHL	20	7	7	14	30					
2020-21	Montréal	NHL	2	0	1	1	0					
	Laval	AHL	17	4	10	14	39					
2021-22	Montréal	NHL	11	0	0	0	4					
	Laval	AHL	32	10	12	22	23	15	5	4	9	44
2022-23	Montréal	NHL	31	6	8	14	13					
	Laval	AHL	31	14	12	26	29					
NHL TOTALS			44	6	9	15	17	6	0	1	1	0

STATISTICAL BREAKDOWN

SEASON	PPG	SHG	GWG	+/-	S	S%	TF	F%	H	BS	MIN
2020-21	0	0	0	-1	3	0	5	80	2	0	12:08
2021-22	0	0	0	0	13	0	19	36.8	17	5	10:39
2022-23	0	0	0	0	40	15	205	46.8	27	22	10:24
TOTALS	0	0	0	-1	56	10.7	229	46.7	46	27	11:38


CAREER HIGHLIGHTS

CAREER HIGHS (LAST TIME)	
GOALS	1 (6x), 3/27/23 at BUF
ASSISTS	2, 1/26/23 vs. DET
POINTS	2 (2x), 1/26/23 vs. DET (2A)
PIM	6, 3/14/23 at PIT
SHOTS	4, 2/14/23 vs. CHI
PLUS/MINUS	3, 3/14/23 at PIT
ICE TIME	20:04, 12/30/21 at CAR
GOAL STREAK	3, 3/5/23 - 3/9/23 (3)
ASSIST STREAK	3, 1/21/23 - 1/26/23 (4)
POINT STREAK	3 (2x), 3/5/23 - 3/9/23 (3G-1A)

NHL FIRSTS

GAME	5/8/21 at TOR
GOAL	2/12/23 vs. EDM (Skinner)
ASSIST	5/8/21 at TOR





# NICK BONINO

## CENTER

12

HEIGHT: 6'1" - WEIGHT: 198 - SHOOTS: LEFT - BORN: APR. 20, 1988 - BIRTHPLACE: HARTFORD, CT

### PROFESSIONAL CAREER

#### 2022-23

\* Split time between San Jose (59 GP) and Pittsburgh (3 GP), compiling 10 goals and nine assists for 19 points in 62 games.

\* Scored 10-plus goals in a seventh-straight season.

#### 2021-22

\* Played in 80 games for San Jose, posting 16 goals and 10 assists for 26 points.

#### 2020-21

\* Led Minnesota Wild in faceoff win percentage (52.8%) and team forwards in blocked shots (50)

\* Ranked fourth on Minnesota in PK TOI, first among forwards (102:56)

#### 2019-20

\* Ranked second on Nashville in goals (18) and even-strength points (34)

\* Led Nashville forwards in blocked shots (89)

#### 2018-19

\* Appeared in a career-high 81 games with Nashville

\* Ranked fourth on team in goals (17), led forwards in blocked shots (70)

#### 2017-18

\* Finished third among Nashville forwards in PK TOI (147:56)

\* Led team in takeaways (64), finished 19th among NHL forwards in the category

#### 2016-17

\* Helped guide Penguins to second-straight Stanley Cup championship

\* Led league forwards in blocked shots (99) and was the fourth highest total by a forward since 2005-06

#### 2015-16

\* Led Pittsburgh in postseason assists and finished third (tied) in points en route to Stanley Cup Championship

\* Ranked fourth among NHL skaters in postseason assists

\* Finished fifth on Pittsburgh, second among forwards, in PK TOI (146:44)

#### 2014-15

\* Third among NHL forwards in blocked shots (90)

\* First among VAN forwards in PK TOI (147:24)

\* Set a career high in game-winning goals (6)

#### 2013-14

\* Set a career high in goals, assists, points, and power-play points (20) and scored first career overtime goal (Apr. 13, 2014)

\* Finished third on Anaheim in goals and points

#### 2009-10

\* Made his NHL debut on March 26, 2010 at Edmonton with Anaheim

\* Scored first career goal against Dallas on March 29, 2010

### AMATEUR CAREER

\* Played three seasons of collegiate hockey at Boston University where he recorded 45 goals, 72 assists and 117 points in 116 career games and won the National Championship with the Terriers in 2009.

### INTERNATIONAL CAREER

\* Played in three World Championships with Team USA in 2015, '18 and '23.

### CAREER TRANSACTIONS

\* Drafted by San Jose in the sixth round, 173rd overall of the 2007 NHL Entry Draft.

\* Traded to Anaheim by San Jose with Timo



Pielmeier and San Jose's 4th round pick (Andrew O'Brien) in 2012 NHL Draft for Travis Moen and Kent Huskins, March 4, 2009.

\* Traded to Vancouver by Anaheim with Luca Sbisa and Anaheim's 1st (Jared McCann) and 3rd (later traded to NY Rangers -- NY Rangers selected Keegan Iverson) round picks in 2014 NHL Draft for Ryan Kesler and Vancouver's 3rd round pick (Deven Sideroff) in 2015 NHL Draft, June 27, 2014.

\* Traded to Pittsburgh by Vancouver with Adam Clendening and Anaheim's 2nd round pick (previously acquired, Pittsburgh selected Filip Gustavsson) in 2016 NHL Draft for Brandon Sutter and Vancouver's 3rd round pick (previously acquired, Vancouver selected William Lockwood) in 2016 NHL Draft, July 28, 2015.

\* Signed as a free agent by Nashville, July 1, 2017.

\* Traded to Minnesota by Nashville with a 2nd-round pick in 2020 NHL Draft and 3rd-round pick in 2020 NHL Draft for Luke Kunin and a 4th-round pick in 2020 NHL Draft, October 7, 2020.

\* Signed as a free agent by San Jose, July 28, 2021.

\* Traded to Montreal by San Jose with a 5th-round pick in the 2024 NHL Draft for Arvid Henrikson, March 3, 2023.

\* Traded to Pittsburgh by Montreal for Tony Sund, March 3, 2023.

\* Signed as a free agent by NY Rangers, July 1, 2023.

CAREER STATISTICS

SEASON	TEAM	LEAGUE	REGULAR SEASON						PLAYOFFS				
			GP	G	A	PTS	PIM		GP	G	A	PTS	PIM
2007-08	Boston Univ.	NCAA	39	16	13	29	10						
2008-09	Boston Univ.	NCAA	44	18	32	50	30						
2009-10	Boston Univ.	NCAA	33	11	27	38	12						
	Anaheim	NHL	9	1	1	2	6						
2010-11	Anaheim	NHL	26	0	0	0	4		4	0	0	0	2
	Syracuse	AHL	50	12	33	45	32						
2011-12	Anaheim	NHL	50	5	13	18	8						
	Syracuse	AHL	19	6	16	22	2						
2012-13	Neumarkt/Egna	Italy2	19	26	26	52	14						
	Anaheim	NHL	27	5	8	13	8						
2013-14	Anaheim	NHL	77	22	27	49	22		13	4	4	8	8
2014-15	Vancouver	NHL	75	15	24	39	22		6	1	2	3	4
	USA	WC	10	2	2	4	10						
2015-16	Pittsburgh	NHL	63	9	20	29	31		24	4	14	18	12
2016-17	Pittsburgh	NHL	80	18	19	37	16		21	4	3	7	2
2017-18	Nashville	NHL	71	12	13	25	20		13	2	3	5	9
	USA	WC	5	1	3	4	0						
2018-19	Nashville	NHL	81	17	18	35	18		6	0	2	2	2
2019-20	Nashville	NHL	67	18	17	35	16		4	1	0	1	2
2020-21	Minnesota	NHL	55	10	16	26	26		7	0	0	0	0
2021-22	San Jose	NHL	80	16	10	26	18						
2022-23	San Jose	NHL	59	10	9	19	28						
	Pittsburgh	NHL	3	0	0	0	0						
	USA	WC	9	3	1	4	2						
NHL TOTALS			823	158	195	353	243		105	19	29	48	45

STATISTICAL BREAKDOWN

SEASON	PPG	SHG	GWG	+/-	S	S%	TF	F%	H	BS	MIN
2009-10	1	0	0	0	14	7.1	78	43.6	4	3	14:13
2010-11	0	0	0	-3	23	0	166	47	18	10	9:48
2011-12	0	0	0	1	63	7.9	454	43	18	39	12:29
2012-13	1	0	0	-3	37	13.5	295	46.8	11	49	15:53
2013-14	7	0	2	14	159	13.8	1194	48.8	28	68	16:14
2014-15	1	0	6	7	149	10.1	1245	47.4	31	90	16:55
2015-16	2	1	0	13	97	9.3	918	50.4	22	67	15:50
2016-17	6	1	1	-5	142	12.7	1213	48	60	99	16:39
2017-18	0	0	0	4	83	14.5	970	54.3	18	72	15:38
2018-19	3	0	1	27	118	14.4	1132	51.8	24	70	16:18
2019-20	1	0	3	17	104	17.3	928	52.6	17	89	16:31
2020-21	3	0	2	0	66	15.2	691	52.8	11	50	14:51
2021-22	3	1	0	-25	137	11.7	925	51.4	34	102	16:42
2022-23	0	0	0	-5	91	11	450	48.2	19	79	15:55
TOTALS	28	3	15	+42	1283	12.3	10659	49.9	315	887	15:45

CAREER HIGHLIGHTS

CAREER HIGHS (LAST TIME)


GOALS	3 (3x), 10/29/19 vs. CHI
ASSISTS	4, 3/26/16 at DET
POINTS	4, 3/26/16 at DET (1G-4A)
PIM	14, 4/5/21 vs. COL
SHOTS	9, 10/29/19 vs. CHI
PLUS/MINUS	4 (2x), 2/13/20 vs. NYI
ICE TIME	23:05, 10/17/16 vs. COL
GOAL STREAK	4, 12/4/22 - 12/13/22
ASSIST STREAK	4 (2x), 4/14/21 - 4/19/21
POINT STREAK	4 (6x), 12/4/22 - 12/13/22 (4G-1A)

NHL AWARDS

2017	Stanley Cup
2016	Stanley Cup

NHL FIRSTS

GAME	3/26/10 at EDM
GOAL	3/29/10 vs. DAL (Lehtonen)
ASSIST	4/11/10 vs. EDM



# JONNY BRODZINSKI

## CENTER

22

HEIGHT: 6'0" - WEIGHT: 204 - SHOOTS: RIGHT - BORN: JUN. 19, 1993 - BIRTHPLACE: HAM LAKE, MN

### PROFESSIONAL CAREER

#### 2022-23

\* Tallied two points (1G-1A) in 17 games for the Blueshirts with a plus-3 rating.

\* With Hartford, led the team in scoring with 48 points and ranked second in assists (27) and tied for second in goals (21).

\* Posted two points (1G-1A) in five playoff games with the Wolf Pack.

#### 2021-22:

\* Collected one goal and one assist for two points in 22 regular season games with Rangers. Played in one playoff game for the club

\* Scored lone goal on Mar. 15 vs. ANA

\* Tallied 18 goals and 22 assists for 39 points in 36 games with Hartford and was a plus-8 rating. Finished third on the team in points, tied for second in goals and tied for fifth in assists. Also ranked second in plus/minus

#### 2020-21

\* Skated in five games with the Rangers, making his Rangers debut on Feb. 1 vs. PIT

\* Tallied his first goal/point as a Ranger on Feb. 26 vs. BOS

\* Tallied 17 points (6G-11A) in 14 games with Hartford. Led the Wolf Pack in points per game (1.21), tied for third in assists, and tied for fourth in goals and points

#### 2019-20

\* Registered one assist in three games with San Jose.

\* Tallied 30 points (14G-16A) in 44 games with San Jose Barracuda of AHL

#### 2018-19

\* Recorded three points (2G-1A) in 13 games with Los Angeles.

#### 2017-18

\* Tallied six points (4G-2A) in 35 games with Los Angeles.

#### 2016-17

\* Recorded two assists in six games with Los Angeles

\* Made his NHL debut on Mar. 25 vs. NYR

\* Tallied two assists, including his first career NHL assist/point, on Apr. 4 vs. EDM

\* Tallied 49 points (27 goals, 22 assists) in 59 games with Ontario ...

\* Established AHL career-highs in several categories, including goals, assists, and points

\* Selected to play in the 2017 AHL All-Star Classic

\* Tied for seventh in the AHL in goals

### AMATEUR CAREER

\* Spent three seasons at St. Cloud State University, where he collected 112 points (64G-48A) in 120 games.

\* In 2014-15, named to the NCHC First All-Star Team

\* Led St. Cloud State in goals, power play goals (11), and shots on goal (161), and ranked second in points. in 2014-15

\* Helped the team win the Penrose Cup as NCHC Regular Season Champions in 2013-14

\* In 2012-13, recorded 33 points (22G-11A) and a plus-28 rating in 42 games, leading all NCAA Division I freshmen in games played, goals, and plus/minus rating

\* In parts of two seasons with Fargo of the USHL, notched 12 goals and 15 assists for 27 points in 68 games.

### CAREER TRANSACTIONS

\* Selected by Los Angeles in the fifth round, 148th overall, of the 2013 NHL Entry Draft, June 30, 2013

\* Signed by San Jose as a free agent, July 2, 2019

\* Signed by the Rangers as a free agent, October 9, 2020





## CAREER STATISTICS

SEASON	TEAM	LEAGUE	REGULAR SEASON					PLAYOFFS				
			GP	G	A	PTS	PIM	GP	G	A	PTS	PIM
2009-10	Blaine High	USHS-MN	30	22	26	48	18	5	0	6	6	0
2010-11	Blaine High	USHS-MN	30	31	29	60	18	5	4	4	8	2
	Team Twin Cities	UMHSEHL	21	11	14	25	10	3	2	3	5	2
	Fargo	USHL	10	2	3	5	2	2	0	0	0	0
2011-12	Fargo	USHL	58	10	12	22	18	6	1	1	2	0
2012-13	St. Cloud State	NCAA	42	22	11	33	10					
2013-14	St. Cloud State	NCAA	38	21	20	41	16					
2014-15	St. Cloud State	NCAA	40	21	17	38	49					
2015-16	Ontario	AHL	65	15	13	28	16	4	2	1	3	2
2016-17	Los Angeles	NHL	6	0	2	2	2					
	Ontario	AHL	59	27	22	49	12	5	2	2	4	2
2017-18	Los Angeles	NHL	35	4	2	6	6					
	Ontario	AHL	29	13	17	30	18	4	1	2	3	2
2018-19	Los Angeles	NHL	13	2	1	3	2					
	Ontario	AHL	3	1	0	1	2					
2019-20	San Jose	NHL	3	0	1	1	0					
	San Jose	AHL	44	14	16	30	26					
2020-21	RANGERS	NHL	5	1	0	1	4					
	Hartford		14	6	11	17	8					
2021-22	RANGERS	NHL	22	1	1	2	10	1	0	0	0	2
	Hartford	NHL	36	18	21	39	34					
2022-23	RANGERS	NHL	17	1	1	2	8					
	Hartford	AHL	47	21	27	48	39	5	1	1	2	0
	NHL TOTALS		101	9	8	17	32	1	0	0	0	2
	NYR TOTALS		44	3	2	5	22	1	0	0	0	2

### STATISTICAL BREAKDOWN

SEASON	PPG	SHG	GWG	+/-	S	S%	TF	F%	H	BS	MIN
2016-17	0	0	0	2	17	0	0	--	10	4	12:17
2017-18	0	0	1	4	53	7.6	10	40	35	9	9:30
2018-19	0	0	0	0	17	11.8	2	50	23	7	9:55
2019-20	0	0	0	0	5	0	1	0	3	0	7:24
2020-21	0	0	0	0	7	14.3	1	0	4	2	11:20
2021-22	0	0	0	1	34	2.9	97	50.5	8	8	10:51
2022-23	0	0	0	3	27	3.7	96	53.1	9	4	9:19
TOTALS	0	0	1	+10	160	5.5	207	50.7	92	34	10:01

### CAREER HIGHLIGHTS

#### CAREER HIGHS (LAST TIME)

GOALS	1 (9x), 12/18/22 at CHI
ASSISTS	2, 4/4/17 vs. EDM
POINTS	2, 4/4/17 vs. EDM (2A)
PIM	4, 12/23/17 at SJS
SHOTS	5 (3x), 2/10/18 at TBL
PLUS/MINUS	3, 4/4/17 vs. EDM
ICE TIME	15:52, 3/10/22 at STL
GOAL STREAK	2, 2/9/18 - 2/10/18 (2)
ASSIST STREAK	2, 2/17/18 - 2/19/18
POINT STREAK	2 (3x), 12/18/22 - 12/20/22 (1G-1A)

#### NHL FIRSTS

GAME	3/25/17 vs. NYR
GOAL	11/18/17 vs. FLA (Reimer)
ASSIST	4/4/17 vs. EDM



## FILIP CHYTIL CENTER

72

HEIGHT: 6'2" - WEIGHT: 204 - SHOOTS: LEFT - BORN: SEP 5, 1999 - BIRTHPLACE: KROMERIZ, CZECH REPUBLIC

### PROFESSIONAL CAREER

#### 2022-23

\* Registered a career-high in goals (22), assists (23), points (45) and plus/ minus (+15).

\* Among all NHL players who averaged 15 minutes or less of ice time this season, ranked tied for second in points and second in goals

\* Ranked ninth among under-23 centers in goals.

\* Became the seventh Rangers player in the past 20 years to record a 20-goal season at age 23 or younger. He joined Pavel Buchnevich (21 in 2018-19), J.T. Miller (22 in 2015-16), Chris Kreider (21 in 2014-15), Derek Stepan (21 in 2010-11), Brandon Dubinsky (20 in 2009-10) and Petr Prucha (30 in 2005-06).

\* Had points in a career-long six games (7G-2A) from Jan. 23-Feb. 10.

\* Played in his 300th career game on Feb. 17, 2023 against the Oilers.

#### 2021-22

\* Registered 22 points (8G-14A) in 67 games with the Rangers

\* Tied a career-high at the time with 14 assists ... Recorded a career-high 21:02 of TOI on Oct. 16 at MTL

\* Played his 200th career game on Nov. 18 at TOR

\* Notched seven goals and two assists for nine points in 20 playoff games

\* Scored three postseason GWGs

\* Only four skaters in Rangers history have recorded more postseason goals before age 23 than Chytil (7): Alex Kovalev (13), Ron Duguay (11), Don Maloney (8) and Don Murdoch (8)

\* Only five players in NHL history have scored more game-winning goals in a single playoff year at age 22 or younger than Chytil (3): Jake Guentzel (5 in 2017), Chris Drury (4 in 1999), Jaromir Jagr

(4 in 1992), Claude Lemieux (4 in 1986) and Steve Payne (4 in 1981)

#### 2020-21

\* Among players who were in their age 21 season or younger (min. 20 games played): ranked 12th in points per game and tied for 15th in goals per game (0.19)

\* Ranked sixth among NHL centers (min. 20 games played) in points per 60 minutes of ice time at 5-on-5 (2.60) and assists per 60 minutes of ice time at 5-on-5 (1.65)

\* Ranked second on the Rangers (min. 10 games played) in assists per 60 minutes of ice time at 5-on-5, ranked third in points per 60 minutes of ice time at 5-on-5, and ranked fourth in goals per 60 minutes of ice time at 5-on-5 (0.94)

\* Led the Rangers (min. 10 games played) in individual shot attempts per 60 minutes of ice time at 5-on-5 (13.33) and individual shots on goal per 60 minutes of ice time at 5-on-5 (8.61)

\* The Rangers posted a 14-3-3 record in games which he tallied a point, including a 6-1-1 record in games which he registered a goal

#### 2019-20

\* Registered 14 goals and 23 points in 60 games

\* Ranked third among NHL players 20 years old or younger in goals; only trailed Andrei Svechnikov and Brady Tkachuk

\* Ranked fifth on the Rangers in even strength goals (13) and ranked fourth on the team in goals per 60 minutes of ice time at 5-on-5 (1.01; only trailed Zibanejad, Panarin, and Kreider)

\* Skated in his 100th career NHL game (and his 100th game as a Ranger) on Nov. 30 at NJD

\* Became the fifth player in franchise history to tally 25 or more goals at age 20 or younger (Murdoch, Allison, Kovalev, Sandstrom)

\* Made his playoff debut in Game 1 of the



Qualifying Round at CAR on Aug. 1.

- \* Registered nine points (three goals, six assists) and a plus-nine rating in nine games with Hartford prior to being recalled by the Rangers on Oct. 28

- \* Ranked fourth in the AHL in plus/minus rating and was tied for 11th in the AHL in points at the time he was recalled by the Rangers

#### 2018-19

- \* Among NHL players who were either in their age 18 or age 19 season: tied for fourth in goals (11), ranked fifth in games played (75), ranked sixth in shots on goal (133), and ranked seventh in points (23)

- \* Skated in more games in one season than any teenager forward in franchise history

- \* The Rangers posted a 9-2-0 record when he registered a goal

- \* Posted a career-high five-game goal/point streak from Nov. 12 vs. VAN to Nov. 21 vs. NYI (five goals over the span), becoming the first teenager to record a five-game goal streak in franchise history and the second teenager to notch a five-game point streak in franchise history (Allison – 1980-81 season) ... Chytil's five-game goal streak was one game shy of the Rangers' rookie record

- \* Registered the game-winning goal in back-to-back games on Nov. 19 vs. DAL and Nov. 21 vs. NYI; became the first Rangers rookie to record the game-winning goal in two consecutive games since Steven King (1992-93) ...

- \* Posted a three-game point streak from Jan. 10 at NYI to Jan. 13 at CBJ (one goal, two assists) ...

- \* Tallied his 10th career NHL goal on Jan. 19 at BOS; became the third player in franchise history to register 10 or more goals as a teenager (Allison and Kovalev)

- \* Registered his 20th point of the season by tallying an assist on Feb. 19 at CAR; became the first teenage forward to record 20 or more points in a season with the Rangers since Kovalev (1992-93)

#### 2017-18

- \* Registered three points (one goal, two assists) in nine games with the Rangers

- \* Was one of six 18-year-olds who played at least one NHL game during the season

- \* Won the Lars-Erik Sjöberg Award as the Top Rangers rookie in Training Camp

- \* Made his NHL debut on Oct. 5 vs. COL; at 18 years and 30 days old, became the fourth-youngest player to appear in a game with the Rangers in franchise history, and the only players who were younger were Harry Lumley (17 years, 42 days on Dec. 23, 1943), Len Wharton (17 years, 81 days on Mar. 4, 1945), and Don Raleigh (17 years, 125 days on Oct. 30, 1943)

- \* Became the first Ranger to wear jersey No. 72 in a regular season game

- \* Tallied his first career NHL assist/point on Mar. 26 vs. WSH; became the first 18-year-old to record an assist/point with the Rangers since Malhotra in 1998-99

- \* Recorded his first career NHL goal on Mar. 30 vs. TBL; became the fourth-youngest player to register his first goal for the Rangers.

### **AHL CAREER**

#### 2017-18

- \* Registered 31 points (11 goals, 20 assists) in 46 games with Hartford

- \* His 31 points were tied for the 12th-most a player younger than 19 years old tallied in one season in AHL history

- \* Led all AHL players younger than 20 years old in goals and points per game (0.69), and ranked second among all AHL players younger than 20 years old in assists and points at the time he was recalled by the Rangers on Mar. 25

- \* Became the youngest player to appear in an AHL game since Mario Tremblay in 1974

### **EUROPEAN CAREER**

#### 2016-17

- \* Skated in 38 games with Zlin in the Czech Extraliga, registering four goals and four assists for eight points, along with 16 penalty minutes

- \* Was one of 21 players younger than 18 years old who played in the league; ranked second among players younger than 18 years old in the league in games played, goals, and points.

#### 2015-16

- \* Registered 50 points (28 goals, 22 assists) in 30 games with Zlin's U18 team.

#### 2014-15

- \* Split the season between Zlin's U16 team and U18 team

\* Recorded 48 points (30 goals, 18 assists) and a plus-36 rating in 25 games with Zlin's U16 team

\* Registered nine points (six goals, three assists) in 19 games with Zlin's U18 team. 2013-14: Tallied 21 points (11 goals, 10 assists) in 24 games with Zlin's U16 team

\* Notched two points (one goal, one assist) in three playoff games.

#### 2012-13

\* Skated in one game with Zlin's U16 team as a 13-year-old.

### **INTERNATIONAL CAREER**

#### 2021

\* Registered four points (two goals, two assists) in eight games while representing the Czech Republic at the 2021 IIHF World Championship.

#### 2019

\* Recorded two points (one goal, one assist) and a plus-four rating in five games while representing the Czech Republic at the 2019 IIHF World Championship ... Played in his 10th career World Championship game against Russia on May 13, setting a record for the most career World Championship games played by a teenager with the Czech Republic (since 1993).

#### 2018

\* Registered four points (two goals, two assists) in seven games while representing the Czech Republic at the 2018 IIHF World Junior Championship

\* Tallied two points (one goal, one assist) in seven games while representing the Czech Republic at the 2018 IIHF World Championship

\* Became the youngest player to score a goal for the Czech Republic in an IIHF World Championship game.

#### 2017

Recorded five points (two goals, three assists) in five games while representing the Czech Republic at the 2017 IIHF U18 World Championship.

#### 2016

\* Recorded three goals and one assist for four points in five games while helping the Czech Republic earn a gold medal at the 2016 Ivan Hlinka Memorial Tournament.

#### 2015

\* Tallied one assist in five games while representing the Czech Republic at the 2015 World U17 Hockey Challenge.

### **CAREER TRANSACTIONS**

\* Selected by the Rangers in the first round, 21st overall, of the 2017 NHL Entry Draft.

## CAREER STATISTICS

SEASON	TEAM	LEAGUE	REGULAR SEASON					PLAYOFFS				
			GP	G	A	PTS	PIM	GP	G	A	PTS	PIM
2012-13	Zlin U16	CZE-U16	1	0	0	0	0	-	-	-	-	-
2013-14	Zlin U16	CZE-U16	24	11	10	21	8	3	1	1	2	0
2014-15	Zlin U18	CZE-U18	19	6	3	9	10	-	-	-	-	-
	Zlin U16	CZE-U16	25	30	18	48	16	5	4	6	10	6
2015-16	Zlin U18	CZE-U18	30	28	22	50	8	-	-	-	-	-
	Czech Republic	WHC-I7	5	0	1	1	0	-	-	-	-	-
2016-17	Zlin	CZE	38	4	4	8	16	-	-	-	-	-
	Zlin U20	CZE-U20	2	0	0	0	0	1	0	0	0	0
	Czech Republic	WJC-18	5	2	3	5	2	-	-	-	-	-
2017-18	RANGERS	NHL	9	1	2	3	4	-	-	-	-	-
	Hartford	AHL	46	11	20	31	6	-	-	-	-	-
	Czech Republic	WC	7	1	1	2	2	-	-	-	-	-
	Czech Republic	WJC	7	2	2	4	0	-	-	-	-	-
2018-19	RANGERS	NHL	75	11	12	23	8	-	-	-	-	-
	Czech Republic	WC	5	1	1	2	2	-	-	-	-	-
2019-20	RANGERS	NHL	60	14	9	23	10	3	0	0	0	2
	Hartford	AHL	9	3	6	9	2	-	-	-	-	-
2020-21	RANGERS	NHL	42	8	14	22	10	-	-	-	-	-
	Czech Republic	WC	8	2	2	4	2	-	-	-	-	-
2021-22	RANGERS	NHL	67	8	14	22	14	20	7	2	9	4
2022-23	RANGERS	NHL	74	22	23	45	30	7	1	3	4	0
	NHL/NYR TOTALS		327	64	74	138	76	30	8	5	13	6

## STATISTICAL BREAKDOWN

SEASON	PPG	SHG	GWG	+/-	S	S%	TF	F%	H	BS	MIN
2017-18	0	0	0	-5	21	4.8	76	36.8	3	1	13:37
2018-19	3	0	2	-22	133	8.3	175	38.9	29	21	13:47
2019-20	1	0	2	-7	114	12.3	515	38.5	13	31	14:50
2020-21	0	0	0	9	76	10.5	304	42.8	15	19	13:14
2021-22	0	0	1	-1	135	5.9	311	43.4	24	27	13:11
2022-23	3	0	4	15	177	12.4	631	39.8	36	38	14:41
TOTALS	7	0	9	-11	656	9.8	2012	40.3	120	137	13:59

## CAREER HIGHLIGHTS

### CAREER HIGHS (LAST TIME)

GOALS	2 (4x), 2/6/23 vs. CGY
ASSISTS	2 (4x), 11/22/22 at LAK
POINTS	2 (17x), 3/25/23 at FLA (1G-1A)
PIM	4, 12/2/22 vs. OTT
SHOTS	6 (7x), 4/10/23 vs. BUF
PLUS/MINUS	3, 3/4/21 at NJD
ICE TIME	21:02, 10/16/21 at MTL
GOAL STREAK	5 (2x), 1/23/23-2/8/23 (7)
ASSIST STREAK	3 (3x), 3/31/23 - 4/5/23 (3)
POINT STREAK	6, 1/23/23 - 2/10/23 (7G-2A)

### NHL FIRSTS

GAME	10/5/17 vs. COL
GOAL	3/30/18 vs. TBL (Domingue)
ASSIST	3/26/18 vs. WSH

### RANGERS RECORDS

Longest Goal Streak by a Teeanger - 5 (11/12/18 - 11/21/18)  
Games Played by a Teenage Forward in One Season - 75

### RANGERS AWARDS

John Halligan Good Guy Award (Cooperation with Media) - 2022-23

Lars-Erik Sjoberg Award (Best Rookie of Training Camp) - 2017



# **WILL CUYLLE**

**LEFT WING**

**50**

HEIGHT: 6'3" - WEIGHT: 210 - SHOOTS: LEFT - BORN: FEB. 5, 2002 - BIRTHPLACE: TORONTO, ON

## **CAREER HIGHLIGHTS**

### 2022-23

\* Played in four games with the Rangers after making his NHL debut on January 25 against Toronto.

\* Tabbed 45 points (25G-20A) in 69 games with Hartford, the second highest tally on the team. Led club in goals.

### 2021-22

\* Skated in 59 games for the Windsor Spitfires of the OHL, posting 43 goals and 37 assists for 80 points and a plus-22 rating. Was captain of Windsor.

\* Ranked tied for sixth in the OHL in goals.

\* In the postseason, recorded 31 points (15G-16A) in 25 game. Ranked fourth in the OHL in playoff points, third in goals and fourth in assists.

\* Earned a gold medal with Canada at the World Junior Championships, posting four points (2G-2A) in seven games.

### 2020-21

\* Registered five points (two goals, three assists) and 35 penalty minutes in 18 games with Hartford.

\* Ranked second on the Wolf Pack in penalty minutes per game (1.94).

\* Ranked second among all AHL rookies (min. 15 games played) in penalty minutes per game.

\* Tallied his first career AHL goal/point while making his AHL debut on Feb. 7 vs. Bridgeport

### 2019-20

\* Recorded 42 points (22 goals, 20 assists) in 62 games with Windsor

\* Established OHL career-highs in several categories, including assists, points, power play goals (seven), and shots on goal (200)

\* Tied for third on Windsor in power play goals, ranked fourth in shots on goal, and ranked fifth in goals

### 2018-19

\* Tallied 41 points (26 goals, 15 assists) in 63 games in his rookie season in the OHL with Windsor.

\* Selected to the OHL Second All-Rookie Team; ranked fifth among OHL rookies in goals and ranked seventh among OHL rookies in points.

\* Ranked third on Windsor in goals and shots on goal (187), and ranked sixth in points

\* Was selected by Peterborough with the third overall pick in the 2018 OHL Priority Selection Draft.

\* Registered three points (two goals, one assist) in five games while helping Canada earn a silver medal at the 2019 Hlinka Gretzky Cup.

### 2017-18

\* Tallied 62 points (33 goals, 29 assists) in 43 games with the Toronto Marlboros U16 AAA team in the Greater Toronto Hockey League (GTHL).

\* Tallied three points (two goals, one assist) in five games while playing with Canada-Black at the 2018 World U17 Hockey Challenge

## **CAREER TRANSACTIONS**

\* Selected by the Rangers in the second round, 60th overall, of the 2020 NHL Entry Draft.





## CAREER STATISTICS

SEASON	TEAM	LEAGUE	REGULAR SEASON					PLAYOFFS				
			GP	G	A	PTS	PIM	GP	G	A	PTS	PIM
2017-18	Toronto	GTHL U16	43	33	29	62	-	-	-	-	-	-
2018-19	Windsor	OHL	63	26	15	41	50	4	2	1	3	6
	Canada Black	WHC-17	5	2	1	3	2	-	-	-	-	-
2019-20	Windsor	OHL	62	22	20	42	37	-	-	-	-	-
2020-21	Hartford	AHL	18	2	3	5	35	-	-	-	-	-
2021-22	Windsor	OHL	59	43	37	80	48	25	15	16	31	30
	Canada U20	WJC-20	7	2	2	4	25	-	-	-	-	-
2022-23	RANGERS	NHL	4	0	0	0	10	-	-	-	-	-
	Hartford	AHL	69	25	20	45	59	9	1	2	3	2
NHL/RANGERS TOTALS			4	0	0	0	10	-	-	-	-	-

## STATISTICAL BREAKDOWN

SEASON	PPG	SHG	GWG	+/-	S	S%	TF	F%	H	BS	MIN
2022-23	0	0	0	-2	1	0.0	2	0.0	8	0	6:58
TOTALS	0	0	0	-2	1	0.0	2	0.0	8	0	6:58

## NHL FIRSTS

GAME 1/25/23 at TOR



## ADAM FOX DEFENSEMAN

23

HEIGHT: 5'11" - WEIGHT: 185 - SHOOTS: RIGHT - BORN: FEB. 17, 1998 - BIRTHPLACE: JERICHO, NY

### PROFESSIONAL CAREER

#### 2022-23

\* One of three finalists for the Norris Trophy.

\* Among NHL defensemen in 2022-23, ranked tied for fourth in assists (60) and eighth in points (72).

\* Notched four assists in Game 1 vs. NJD, for the second time in his career, becoming the second defenseman in NHL history with multiple four-assist outings in his playoff career, joining Paul Coffey (4x; last: Game 2 of 1991 DF).

\* Joined Brian Leetch as the only two Rangers defensemen to have multiple 60-plus assist seasons.

\* Established a career-high of 12 goals, games played (82) and plus/minus (+28).

\* Recorded his second straight 70-point season and became the second defenseman to do so with the Rangers, joining Brian Leetch (2 from 1995-96 – 1996-97 & 2 from 1990-91 – 1991-92).

\* Became the fourth active defenseman to record back-to-back 70-point seasons. The others: John Carlson (2 from 2018-19 – 2019-20), Brent Burns (2 from 2015-16 – 2016-17) and Erik Karlsson (2 from 2015-16 – 2016-17).

\* Ranked tied for fourth among NHL d-men in game-winning goals (5) and tied for first in takeaways (88).

\* Rangers held a 15-0-0 record in the regular season when he recorded multiple points.

\* Reached 20 career playoff assists. He required the fewest games (24 GP) in Rangers history to reach 20 career postseason assists, besting the previous mark set by Brian Leetch (26 GP) and required the second-fewest games by a defenseman in NHL history to record 20 career playoff assists, trailing only Gary Suter (23 GP).

\* Had six points through two games of postseason, tying John Carlson (w/ WSH in 2018) and Gary Suter (w/ CGY in 1988) for the most through the first two playoff games by a defenseman in NHL history. Became the sixth defenseman in NHL history with six points through his first two games in a playoff year, joining Gary Suter in 1988, John Carlson in 2018, Al MacInnis in 1999, Bobby Orr in 1971 and Pierre Pilote in 1964.

\* With 31 points in 29 playoff games, became the fifth-fastest defenseman in NHL history to reach 30 career postseason points, trailing Brian Leetch (26 GP), Al MacInnis (27 GP), Denis Potvin (28 GP) and Bobby Orr (28 GP).

#### 2021-22

\* Ranked third among NHL defensemen in assists (63) and fourth in points (74)

\* Point total was the ninth most in franchise history by a defenseman and his assist total was the fifth most in a single season by a Rangers defenseman

\* Ranked tied for second in the NHL in power play assists with 33 ..

\* First NYR d-man to record 50 assists since Brian Leetch in 2000-01

\* Named to 2022 All-Star Game in Vegas but did not participate due to injury

\* Signed a seven-year extension on November 1

\* Tied for the team-lead in goals with 11, which were also tied for the 16th most by a defenseman in the NHL

\* Among defensemen who played 20 or more games, he ranked fourth with 0.95 points per game

\* Led the Blueshirts blueline with 23:54 of average time on ice - the 20th highest among NHL defensemen

\* Recorded his sixth career three-point game on Oct. 29 vs. CBJ

\* Recorded his 100th career point in his 135th career game on Nov. 2 at VAN; became the 22nd defenseman in NHL history and third in Rangers history (Sergei Zubov, Brian Leetch) to notch 100 points in 135 or fewer games

\* With 12 points through 11 games, became the first Rangers defenseman since Brian Leetch in 2000-01 to record 10 or more assists/12 or more



points through the first 11 games of a season

\* On Nov. 13 at CBJ, passed Brad Park for the fifth most assists by a Rangers defenseman within their first three career seasons (87). Those with more were Reijo Ruotsalainen (130), Sergei Zubov (126), Brian Leetch (125) & Ron Greschner (94)

\* Played in his 150th career game on Dec. 8 vs. COL

\* On Dec. 10 at BUF, recorded his 100th career assist in his 151st game. Fox tied Quinn Hughes (151 GP) and Brian Leetch (151 GP) as the sixth-fastest defensemen in NHL history to reach the milestone. The only blueliners to require fewer games: Sergei Zubov (127 GP), Mark Howe (135 GP), Stefan Persson (135 GP), Al MacInnis (144 GP) and Larry Murphy (150 GP) ... With the milestone, Fox tied Brian Leetch (151 GP) for the second-fewest games to reach 100 assists by a Rangers defenseman in franchise history, behind only Sergei Zubov (127 GP)

\* On Jan. 19 vs. TOR, became the first Rangers defenseman since Brian Leetch in 2000-01 to reach the 40-point mark in 40 games played or fewer. Also became the third different defenseman in franchise history with 35 or more assists through 40 games played in a season, joining Brian Leetch and Sergei Zubov ...

\* Scored the shootout winner on his first career shootout attempt on Jan. 24 at LAK

\* Notched his 50th point of the season in his 50th game of the season (7G-43A) on Feb. 27 vs. VAN, requiring the fewest games to do so by a Rangers blueliner since Brian Leetch (44 GP in 2000-01). Fox became the third Ranger to reach the 50-point mark.

\* Scored his first career overtime goal to cap off his three-point night (1G-2A) on Mar. 15 vs. ANA

\* Collected his 58th assist of the season on Apr. 16 vs. DET, tying Brian Leetch (2000-01, 1996-97) for the fifth most assists by a Rangers defenseman in a single season

\* On Apr. 21 at NYI, finished his first 200 games with 137 assists, the sixth most by a defenseman through their first 200 games in NHL history

\* Finished with five goals and 18 assists for 23 points in 20 playoff games, the second most points in a single playoff year by a Rangers defenseman (Brian Leetch - 34 in 1994)

\* In G1 of the First Round against Pittsburgh, opened the scoring for New York with his first career playoff goal/point. It marked the ninth

time in franchise history that a defenseman scored the team's first goal of the postseason and the first since Matt Gilroy in Game 1 of the 2011 Conference Quarterfinals

\* Became the fourth New York-born player in franchise history to score a playoff goal for the Rangers, following Ryan Callahan (14 G), Brian Mullen (2 G) and Matt Gilroy (1 G)

\* In G6 of First Round, tallied four assists, becoming the fifth player in Rangers history to record four-plus assists in a playoff game, joining Jaromir Jagr (April 17, 2007), Dave Maloney (April 9, 1983), Mikko Leinonen (April 8, 1982) and Jean Ratelle (April 22, 1971). The last NHL defenseman to notch four or more assists in a playoff game before him was Kris Letang on May 22, 2013

\* Became the first Rangers defenseman to record four points in a potential elimination game in G6, besting the previous mark shared by four others: Brian Leetch (1G-2A in Game 7 of 1992 DSF), James Patrick (3A in Game 7 of 1992 DSF), Willie Huber (1G-2A in Game 5 of DSF) and Reijo Ruotsalainen (1G-2A in Game 6 of 1982 DF)

\* Became the fourth defenseman in NHL history with at least one point in all seven games of a series, joining Miro Heiskanen (DAL - 2020 - R2), Larry Murphy (PIT - 1995 - CQF), and Paul Reinhart (CGY - 1984 - Div. Finals). Fox is the first skater (defenseman or forward) in Rangers history to accomplish the feat

\* In G4 of Second Round, became the sixth player in franchise history with a postseason-opening home point streak of six or more games, joining Mark Messier (7 GP in 1994), Wayne Gretzky (6 GP in 1997), Luc Robitaille (6 GP in 1997), Pierre Larouche (6 GP in 1986) and Brad Park (6 GP in 1974)

\* Became the first Rangers defenseman to record 10 assists in a single playoff year since Ryan McDonagh (13A) in 2014

\* Had a home point streak of nine playoff games. Only two defensemen in NHL history have recorded a longer such run in a playoff year: Ray Bourque (10 GP in 1991) and Paul Coffey (10 GP in 1985)

\* Recorded his fourth-straight multi-point game in G2 of the ECF, surpassing Brian Leetch (1992 & 1995) for the longest multi-point streak by a defenseman in Rangers playoff history

\* With 23 points, recorded the most points by a defenseman in NHL history through 20 career

playoff games, surpassing Brian Leetch (22 PTS in 20 GP).

## 2020-21

Won the Norris Trophy, which is awarded annually "to the defense player who demonstrates throughout the season the greatest all-round ability in the position"; became the fourth Ranger in franchise history to win the award (Harvey - 1961-62; Howell - 1966-67; Leetch - 1991-92 and 1996-97)

\* Became the second defenseman in NHL history to win the Norris Trophy in one of his first two seasons in the league (Bobby Orr - won the award in his second NHL season in 1967-68)

\* Became the fourth American defenseman in NHL history to win the Norris Trophy (Langway, Chelios, and Leetch)

\* Was named to the NHL's First All-Star Team

\* Established career-highs in several categories, including points (47), assists (42), and average ice time (24:42)

\* Led NHL defensemen in assists, ranked second in points and power play assists (21), tied for second in power play points (23), ranked third in takeaways (38), and tied for 16th in plus/minus rating (plus-19)

\* Became the first NHL defenseman to lead all NHL defensemen in assists in one of his first two seasons in the league since Zubov in 1993-94 and only the third defenseman to do so since 1925-26 (Zubov - 1993-94; Roger Leger - 1946-47) ... Ranked third in the NHL in power play assists, tied for sixth in assists, tied for seventh in power play points, and ranked 11th in average ice time

\* Was the only NHL player who logged at least 200:00 of power play ice time and 140:00 of shorthanded ice time

\* Led the Rangers in assists, average ice time, power play assists, power play points, and blocked shots (102), ranked second in takeaways and plus/minus rating, and ranked fifth in points

\* Became the fourth defenseman in franchise history to average at least 0.75 assists per game in a season (min. 10 games played), joining Leetch (four times), Park, and Zubov; became the first Rangers defenseman to do so since Leetch in 1995-96

\* Became the eighth defenseman in franchise history to average at least 0.85 points per game in

a season (min. 10 games played), joining Leetch (nine times), Park (four times), Greschner (four times), Zubov (twice), Ruotsalainen (twice), J. Patrick (twice), and Beck; became the first Rangers defenseman to do so since Leetch in 2000-01

\* Led the Rangers in ice time in 46 of the team's 56 games (including 46 of the 55 games he played)

\* His 24:42 average ice time was the most a Ranger averaged in one season since McDonagh (24:49 in 2013-14)

\* Named the Rangers' MVP and the winner of the Steven McDonald Extra Effort Award; became the seventh Ranger to be named the Team's MVP (as chosen by the media) and to receive the Steven McDonald Extra Effort Award (as chosen by the fans) since 1987-88, which was the first year the Steven McDonald Extra Award was presented, joining Graves (1992-93 and 1993-94), Messier (1994-95 and 1995-96), Leetch (1996-97), Gretzky (1997-98), Lundqvist (2017-18), and Zibanejad (2018-19) as the only players to win both awards in the same season

\* Became the second defenseman to be named the winner of the Steven McDonald Extra Effort Award (Leetch - 1996-97)

\* Became the first Ranger to be named the team's MVP in one of his first two seasons in the NHL since Lundqvist in 2006-07 and the first Rangers skater since Leetch in 1988-89

\* Registered 20 points (three goals, 17 assists) in March; became the third Rangers defenseman to record at least 20 points in a calendar month in franchise history (Leetch - five times; Park - once)

\* Led the NHL in assists in March; led NHL defensemen in assists and points during the month ... Posted a career-high 12-game point streak from Mar. 17 vs. PHI to Apr. 8 vs. PIT (three goals, 19 assists), including a career-high seven-game assist streak from Mar. 17 vs. PHI to Mar. 28 at WSH (13 assists over the seven games); the 12-game point streak was tied for the fifth-longest by a defenseman in franchise history

\* Selected as the NHL's First Star of the Week for the week ending on Mar. 28; became the eighth NHL defenseman (and first Rangers defenseman) to be named the NHL's First Star of the Week since the league began awarding Three Stars of the Week in 2006-07 (Hedman, Carlson, Giordano (twice), Pietrangelo, Byfuglien, Karlsson, Kaberle)

\* Recorded three points (one goal, two assists), recorded two power play assists, and posted a plus-two rating in a team-high 24:14 of ice time while skating in his 100th career NHL game (and his 100th career game with the Rangers) on Mar. 22 vs. BUF

\* Tallied 63 points (11 goals, 52 assists) through his first 100 career NHL games; the only Rangers defensemen who registered more points than him within their first 100 career NHL games are Leetch (99), Zubov (91), and Ruotsalainen (72), and the only defensemen who tallied more assists than Fox within their first 100 career NHL games are Zubov (75) and Leetch (69)

\* Established single-game career-highs with five assists and five points, recorded three power play assists and one shorthanded assist, and logged a team-high 21:55 of ice time on Mar. 25 at PHI; tied the single-game franchise record for assists, and tied single-game franchise records for assists and points by a defenseman

\* Recorded an assist, which was his 35th assist and 40th point of the season, and posted a plus-two rating on Apr. 15 vs. NJD; became the first Rangers defenseman 23 years old or younger to tally at least 35 assists in a season since Zubov in 1993-94, and became the second defenseman in franchise history to tally 40 or more points in each of his first two NHL seasons (Ruotsalainen – 1981-82 and 1982-83)

#### 2019-20

\* Registered 42 points (eight goals, 34 assists) and posted a plus-22 rating in 70 games in his rookie season

\* His 42 points were the fifth-most by a Rangers rookie defenseman in one season in franchise history, and his 34 assists were tied for the fourth-most by a Rangers rookie defenseman in one season in franchise history

\* Was one of four players who skated in each of the Rangers' 70 games; was the first rookie who skated in each of the Rangers' games in one season since Stepan in 2010-11, and was also the first Rangers rookie defenseman who skated in each of the team's games in one season since Laidlaw in 1980-81

\* Tied for second among NHL rookie defensemen in goals, ranked third among NHL rookie defensemen in assists and points, and tied for first among NHL rookie defensemen in game-winning goals (four); his four game-winning goals were the most by a Rangers rookie defenseman in one season in franchise history

\* Led NHL rookies in plus/minus rating and takeaways (57), tied for first among NHL rookies in game-winning goals, ranked third in assists, and tied for fourth in points; his plus-22 rating was the third-best by a Rangers rookie in one season since the NHL began to track plus/minus rating in 1959-60 (Vickers – plus-35 in 1972-73; Fairbairn – plus-23 in 1969-70), as well as the best plus/minus rating by a Rangers rookie defenseman in one season since the NHL began to track the statistic

\* Became the third Ranger to either lead NHL rookies or tie for first among NHL rookies in plus/minus rating since 1959-60 (Karpovtsev – tied for first in 1993-94; Hagelin – led NHL rookies outright in 2011-12)

\* His 57 takeaways were the second-most by an NHL rookie defenseman in one season since the NHL began to track takeaways in 2005-06 (John Carlson – 60 takeaways in 2010-11)

\* Recorded 13 more takeaways than any other NHL rookie during the season

\* Tied for 14th in the NHL in takeaways and tied for 16th in the NHL in plus/minus rating

\* Ranked second among NHL defensemen in takeaways and tied for seventh among NHL defensemen in plus/minus rating

\* Led the Rangers in takeaways, ranked second in plus/minus rating, and tied for fourth in assists

\* Led Rangers defensemen in plus/minus rating and game-winning goals, ranked second in assists and points, and tied for second in goals

The Rangers posted a 22-8-2 record in games which he registered a point, including an 8-0-0 record in games which he tallied a goal

\* Won the Lars-Erik Sjoberg Award as the top rookie in Training Camp

\* Made his NHL/Rangers debut on Oct. 3 vs. WPG

\* Tallied his first career NHL assist/point on Oct. 24 vs. BUF

\* Registered his first career NHL goal and posted a plus-two rating on Oct. 29 vs. TBL

\* Posted a five-game point streak from Nov. 4 vs. OTT to Nov. 12 vs. PIT (two goals, four assists)

\* Recorded two points (one goal, one assist), including his first career NHL game-winning goal, on Nov. 27 vs. CAR



\* Skated in three playoff games

\* Posted a plus-two rating while making his playoff debut in Game 1 of the Qualifying Round at CAR on Aug. 1.

## **COLLEGE CAREER**

### 2018-19

\* Established collegiate career-highs in several categories, including goals (nine), assists (39), points (48), and plus/minus rating (plus-23)

\* Named a finalist for the Hobey Baker Award as the top player in collegiate hockey and was named a First Team All-American

\* Named the 2019 Walter Brown Award winner (best American-born college hockey player in New England), the ECAC Hockey Player of the Year, and the Ivy League Player of the Year; was selected to the ECAC Hockey First Team

\* Led the NCAA in assists and ranked fourth in the NCAA in points

\* Became the first defenseman to lead the NCAA in assists since 2005-06

\* Led the NCAA in assists per game (1.18) and points per game (1.45); was the first NCAA defenseman (min. 10 games played) to lead the nation in points per game since 1974-75

\* Established single-season Harvard records for assists and points by a defenseman.

### 2017-18

\* Named a First Team All-American, named to the ECAC First All-Star Team, and named to the All-Ivy League First Team for the second consecutive season

\* Ranked third among NCAA defensemen in assists per game (0.76) and tied for third among NCAA defensemen in points per game (0.97)

\* Led Harvard in assists (22) and ranked third on the team in points (28). 2016-17: Named a First Team All-American as a freshman

\* Named to the ECAC First All-Star Team and the All-Ivy League First Team, and was named the ECAC Rookie of the Year and the Ivy League Rookie of the Year ...

\* Became the first NCAA defenseman in his U19 season to tally at least 40 points since Brian Leetch ... Led NCAA defensemen in assists (34) and points (40) ... Helped Harvard win the ECAC Championship and was named to the ECAC All-

Tournament Team.

## **USDP CAREER**

### 2015-16

\* Tallied 59 points (nine goals, 50 assists) in 64 games with the U.S. National U18 Team). 2014-15: Recorded 27 points (four goals, 23 assists) in 54 games with the U.S. National U17 Team.

## **INTERNATIONAL CAREER**

### 2019

\* Recorded one assist in eight games while representing the United States at the 2019 IIHF World Championship.

### 2018

\* Registered five points (one goal, four assists) while helping the United States earn a bronze medal at the 2018 IIHF World Junior Championship

\* Named one of the Top Three Players on his Team in the tournament.

### 2017

\* Recorded four assists while helping the United States win a gold medal at the 2017 IIHF World Junior Championship.

### 2016

\* Registered nine points (one goal, eight assists) and a plus-15 rating in seven games while helping the United States earn a bronze medal at the 2016 IIHF U18 World Championship

\* Named the Best Defenseman in the tournament and was selected to the Tournament All-Star Team

\* Led all defensemen in the tournament in points (nine) and tied for first among all defensemen in the tournament in assists (eight).

### 2014

\* Helped the United States earn a silver medal at the 2014 World U17 Hockey Challenge.

## **CAREER TRANSACTIONS**

\* Selected by Calgary in the third round, 66th overall, of the 2016 NHL Entry Draft.

\* Traded to Carolina by Calgary with Dougie Hamilton and Micheal Ferland for Noah Hanifin and Elias Lindholm, June 23, 2018.

\* Traded to NY Rangers by Carolina for NY Rangers' 2nd-round pick in 2019 NHL Draft and a conditional pick in 2020 NHL Draft, April 30, 2019.

## CAREER STATISTICS

SEASON	TEAM		REGULAR SEASON					PLAYOFFS				
			GP	G	A	PTS	PIM	GP	G	A	PTS	PIM
2012-13	Long Island Gulls	AYBHL	21	12	27	39	39	-	-	-	-	-
2013-14	Long Island Gulls 16U	AYHL	22	14	37	51	38	-	-	-	-	-
2014-15	U.S. National U17 Team	USDP	54	4	23	27	40	-	-	-	-	-
	Team USA	USHL	34	3	14	17	26	-	-	-	-	-
	United States	WHC-17	6	0	2	2	0	-	-	-	-	-
2015-16	U.S. National U18 Team	USDP	64	9	50	59	12	-	-	-	-	-
	Team USA	USHL	25	5	17	22	2	-	-	-	-	-
	United States	WJC-18	7	1	8	9	0	-	-	-	-	-
2016-17	Harvard University	NCAA	35	6	34	40	6	-	-	-	-	-
	United States	WJC	7	0	4	4	2	-	-	-	-	-
2017-18	Harvard University	NCAA	29	6	22	28	12	-	-	-	-	-
	United States	WJC	7	1	4	5	0	-	-	-	-	-
2018-19	Harvard University	NCAA	33	9	39	48	14	-	-	-	-	-
	United States	WC	8	0	1	1	0	-	-	-	-	-
2019-20	RANGERS	NHL	70	8	34	42	32	3	0	0	0	2
2020-21	RANGERS	NHL	55	5	42	47	14	-	-	-	-	-
2021-22	RANGERS	NHL	78	11	63	74	26	20	5	18	23	2
2022-23	RANGERS	NHL	82	12	60	72	34	7	0	8	8	16
NHL/NYR TOTALS			285	36	199	235	106	30	5	26	31	20

### STATISTICAL BREAKDOWN

SEASON	PPG	SHG	GWG	+/-	S	S%	TF	F%	H	BS	MIN
2019-20	1	0	4	22	125	6.4	0	0.0	35	92	18:54
2020-21	2	1	1	19	102	4.9	1	0.0	23	102	24:42
2021-22	0	1	2	18	158	7.0	0	0.0	30	128	23:54
2022-23	1	0	5	28	159	7.5	0	0.0	25	125	24:23
TOTALS	4	2	12	87	544	6.6	1	0.0	113	447	22:58

### CAREER HIGHLIGHTS

#### CAREER HIGHS (LAST TIME)

GOALS	2, 1/19/22 vs. TOR
ASSISTS	5, 3/25/21 at PHI
POINTS	5, 3/25/21 at PHI (5A)
PIM	4 (3x), 11/24/21 at NYI
SHOTS	6 (6x), 1/10/23 vs. MIN
PLUS/MINUS	5, 1/23/23 vs. FLA
ICE TIME	30:17, 2/18/21 at PHI
GOAL STREAK	2 (2x), 1/10/23 - 1/12/23 (2)
ASSIST STREAK	7 (3x), 1/13/22 - 1/27/22 (9)
POINT STREAK	12, 3/17/21 - 4/8/21 (3G-19A)

### NHL FIRSTS

GAME	10/3/19 vs. WPG
GOAL	10/29/19 vs. TBL (Vasilevski)
ASSIST	10/24/19 vs. BUF

### NHL AWARDS

Norris Trophy - 2020-21  
NHL First All-Star Team - 2020-21, 2022-23

### ALL-STAR GAME SCORING

SEASON	TEAM	G	A
2022-23	Metropolitan Division	0	1

### RANGERS AWARDS

Rangers MVP (as voted by Professional Hockey Writers Association) - 2020-21  
Steven McDonald Extra Effort Award - 2020-21  
Lars-Erik Sjoberg Award (Best Rookie of Training Camp) - 2019

### RANGERS RECORDS

Most assists in one game - 5 (3/25/21 at Philadelphia); tied with several others  
Most assists by a defenseman in one game - 5 (3/25/21 at Philadelphia); tied with Brian Leetch  
Most points by a defenseman in one game - 5 (3/25/21 at Philadelphia); tied with two others  
Best plus/minus rating by a rookie defenseman - +22 (2019-20)  
Most game-winning goals by a rookie defenseman - 4 (2019-20)



## BARCLAY GOODROW CENTER

21

HEIGHT: 6'2" - WEIGHT: 209 - SHOOTS: LEFT - BORN: FEB. 26, 1993 - BIRTHPLACE: TORONTO, ON

### PROFESSIONAL CAREER

#### 2022-23

\* Played in every game for the second time in his career (2018-19 with SJS).

\* Scored 11 goals and record 31 points to go along with his career-high 20 assists.

\* Totaled 147:44 of shorthanded TOI, the fifth most on New York.

\* Ranked seventh on the Rangers in hits (122) and sixth in blocked shots (64).

#### 2021-22

\* In his first season with the Rangers, he set career highs in goals (13), assists (20) and points (33)

\* Was named a co-recipient of the Players' Player Award

\* Led the Rangers in shorthanded time on ice (183:18) and shorthanded shots (14)

\* Was one of six alternate captains for the Blueshirts

\* His four points shorthanded ranked second on the Rangers

\* Made his club debut on Oct. 13 at WSH, recording two shots

\* Scored his first goal as a Ranger and fourth career empty-net goal on Oct. 21 at NSH

\* Tallied his 10th career game-winning goal with his second goal in as many games on Oct. 23 at OTT

\* On Nov. 6 at CGY, went 8-for-10 (80%) on faceoffs, his most faceoff wins since March 11, 2021 at Detroit. It marked his highest faceoff percentage since recording an 80.0 percentage (8-for-10) on November 2, 2019 against Vancouver

\* Played in his 400th career game on Apr. 7 vs. PIT

\* Established his single-season career high in points (28) on Apr. 13 at PHI

\* Recorded an assist and improve to 4-0 in Game 7s in G7 of Second Round.

#### 2020-21

\* Registered 20 points (six goals, 14 assists) and a plus-16 rating in 55 games with Tampa Bay

\* Established a career-high in plus/minus rating

\* Led Tampa Bay in plus/minus rating and hits (111), and ranked second on the team (min. 20 games played) in shot attempts percentage at 5-on-5 (55.6%)

\* Ranked second on the Lightning (led team forwards) in shorthanded ice time (133:29)

\* Ranked sixth among NHL forwards (min. 100:00 of shorthanded ice time) in power play goals against per 60 minutes of shorthanded ice time (5.39)

\* Tampa Bay posted a 13-3-0 record in games which he tallied a point, including a 5-0-0 record in games which he registered a goal

\* Established a single-game career-high with two goals, and recorded the game-winning goal, on Feb. 5 vs. DET

\* Skated in his 300th career NHL game on Mar. 9 at DET

\* Tied a single-game career-high with three points (one goal, two assists) and posted a plus-three rating on Apr. 8 at CBJ

\* Posted a career-high four-game assist/point streak from May 2 at DET to May 8 at FLA (four assists)

\* Tallied six points (two goals, four assists) and posted a plus-four rating in 18 playoff games while helping Tampa Bay win its second consecutive Stanley Cup

\* Tied for second on Tampa Bay in hits (68) and ranked second among Lightning forwards in average shorthanded ice time (2:02) in the



## playoffs

\* Recorded the game-winning goal in the third period in Game 1 of the Second Round at CAR on May 30

\* Posted a playoff career-high four-game point streak from Game 1 of the Stanley Cup Final vs. MTL on June 28 to Game 4 at MTL on July 5 (one goal, three assists).

## 2019-20

\* Split the season between San Jose and Tampa Bay; registered 26 points (eight goals, 18 assists) in 70 games

\* Established career-highs in several categories, including goals, assists, points, average ice time (15:55), and hits (162)

\* Ranked second among NHL forwards (min. 150:00 of shorthanded ice time) in power play goals against per 60 minutes of shorthanded ice time (5.29)

\* Ranked ninth among NHL forwards in shorthanded ice time (170:11) and tied for eighth among NHL forwards in blocked shots (66)

\* Recorded a "Gordie Howe Hat Trick" on Nov. 12 vs. EDM, registering one goal, one assist, and one fighting major

\* Registered six points (one goal, five assists) and a plus-five rating in 25 postseason games while helping Tampa Bay win the Stanley Cup

\* Led NHL forwards in shorthanded ice time in the postseason (70:25); ranked third among NHL forwards (min. 20:00 of shorthanded ice time) in power play goals against per 60 minutes of shorthanded ice time in the postseason (1.70 – was only on the ice for two power play goals against)

\* Tied for fourth in the NHL in hits (103) and ranked fourth among NHL forwards in blocked shots (31) in the postseason

\* Posted a plus/minus rating of even or better in 21 of 25 postseason games

\* Tallied two points (one goal, one assist), including his first career Stanley Cup Playoff assist, and posted a plus-two rating in Game 4 of the First Round at CBJ on Aug. 17

\* Notched an assist on the game-winning goal in overtime in Game 6 of the Eastern Conference Final at NYI on Sept. 17 to help Tampa Bay advance to the Stanley Cup Final.

## 2018-19

\* Tallied 17 points (seven goals, 10 assists) and posted a plus-four rating in 82 games with San Jose

\* Established career-highs in games played and blocked shots (68)

\* Was one of four players (and one of two forwards) who skated in each of the Sharks' 82 regular season games

\* Ranked third on San Jose in hits (125) and ranked sixth in blocked shots; led team forwards in blocked shots

\* Posted a 53.7% faceoff win percentage (296-for-551); led San Jose (min. 50 faceoffs taken) in faceoff win percentage

\* Tallied two points (one goal, one assist), including the game-winning goal, and established a single-game career-high with a plus-four rating on Nov. 6 vs. MIN

\* Established single-game career-highs with three assists and three points, and posted a plus-three rating on Dec. 27 vs. ANA

\* Registered two goals in 20 playoff games while helping San Jose advance to the Western Conference Final

\* Each of his two goals in the playoffs were game-winning goals; tied for the team lead in game-winning goals in the playoffs

\* Recorded his first career playoff goal/point in Game 5 of the First Round vs. VGK on Apr. 18

\* Tallied the game-winning goal in overtime in Game 7 vs. VGK on Apr. 23.

## 2017-18

\* Notched 14 points (seven goals, seven assists) in 47 games with San Jose

\* Posted a 58.8% faceoff win percentage (154-for-262); ranked third in the NHL (min. 100 faceoffs taken) in faceoff win percentage

\* Tallied a goal and won all six faceoffs he took on Feb. 10 vs. EDM

\* Skated in two playoff games

\* Made his Stanley Cup Playoff debut in Game 2 of the Second Round at VGK on Apr. 28.

#### 2016-17

\* Notched one assist in three games with San Jose.

#### 2015-16

\* Recorded three assists and a plus-one rating in 14 games with San Jose

\* Tallied two assists and posted a plus-two rating on Oct. 13 at WSH.

#### 2014-15

\* Registered 12 points (four goals, eight assists) in 60 games as a rookie with San Jose

\* Led Sharks rookies in games played

\* Made his NHL debut on Oct. 30 at MIN

\* Tallied his first career NHL assist/point on Nov. 16 at CAR

\* Registered his first career NHL goal on Dec. 9 vs. EDM

\* Posted his first career multi-point game in the NHL (one goal, one assist), and notched his first career NHL game-winning goal, on Dec. 18 vs. EDM.

### **AHL CAREER**

#### 2016-17

\* Registered 45 points (25 goals, 20 assists) and a plus-16 rating in 61 games with San Jose

\* Established AHL career-highs in several categories, including games played, goals, assists, points, plus/minus rating, power play goals (six), shorthanded goals (four), and game-winning goals (five)

\* Tied for the AHL lead in shorthanded goals

\* Led the Barracuda in goals and shorthanded goals, tied for the team lead in game-winning goals, ranked third in shots on goal (152), and ranked fourth in points and plus/minus rating ...

\* Recorded 10 points (five goals, five assists) in 15 Calder Cup Playoff games while helping San Jose advance to the Western Conference Finals

\* Ranked second on the team in goals and tied for third on the team in points in the playoffs ..

\* Tallied the game-winning goal on May 13 at San Diego to help San Jose advance to the Western Conference Finals.

#### 2015-16

\* Tallied 39 points (20 goals, 19 assists) and posted a plus-10 rating in 57 games with San Jose

\* Ranked second on the Barracuda in shots on goal (161), tied for second in power play goals (five), and ranked third in goals

\* Played in the 2016 AHL All-Star Challenge

\* Notched one assist in four playoff games.

#### 2014-15

\* Registered six points (two goals, four assists) in seven games with Worcester

\* Made his AHL debut on Jan. 23 vs. Albany

\* Tallied his first career AHL assist/point on Apr. 10 at Providence

\* Recorded his first career AHL goal on Apr. 12 vs. Albany

\* Registered one assist in four playoff games .

\* Notched his first career Calder Cup Playoff assist/point and registered six shots on goal while making his Calder Cup Playoff debut on Apr. 24 vs. Hershey.

### **JUNIOR CAREER**

#### 2013-14

\* Registered 67 points (33 goals, 34 assists) and a plus-18 rating in 63 games with North Bay

\* Established OHL career-highs in several categories, including assists, points, and plus/minus rating

\* Led the OHL in shorthanded goals (seven) and tied for fourth in game-winning goals (eight)

\* Led North Bay in goals and points, and tied for the team lead in assists

\* Served as the captain of the Battalion for the second consecutive season

\* Recorded 24 points (14 goals, 10 assists) in 22 playoff games while helping North Bay advance to the OHL Finals

\* Led the OHL in goals and game-winning goals (four), tied for the OHL lead in shorthanded goals (three), and tied for fifth in the OHL in points in the playoffs.

#### 2012-13

\* Recorded 52 points (38 goals, 14 assists) in 62 games with Brampton

\* Established OHL career-highs in goals and power play goals (17)

\* Tied for second in the OHL in power play goals, ranked seventh in game-winning goals (seven), and tied for 10th in goals

\* Served as Brampton's captain

\* Tallied five points (two goals, three assists) in five playoff games. 2011-12: Registered 52 points (26 goals, 26 assists) and a plus-14 rating in 60 games with Brampton

\* Notched two points (one goal, one assist) in eight playoff contests.

#### 2010-11

\* Recorded 39 points (24 goals, 15 assists) in 65 games with Brampton

\* Skated in four playoff games.

#### 2009-10

\* Registered 19 points (six goals, 13 assists) in 63 games as a rookie with Brampton ... Recorded four points (one goal, three assists) in 11 playoff games.

### **JUNIOR A CAREER**

#### 2008-09

\* Registered three points (two goals, one assist) in two games with the Villanova Knights of the Ontario Junior Hockey League (OJHL).

### **MINOR HOCKEY CAREER**

#### 2008-09

\* Tallied 114 points (67 goals, 47 assists) in 71 games with the York Simcoe Express U16 AAA team.

### **INTERNATIONAL CAREER**

#### 2010

\* Recorded four points (two goals, two assists) in six games while helping Canada-Ontario earn a silver medal at the 2010 World U17 Hockey Challenge.

### **CAREER TRANSACTIONS**

\* Signed as a free agent by San Jose, March 6, 2014.

\* Traded to Tampa Bay by San Jose with Philadelphia's 3rd-round pick in 2020 NHL Draft (previously acquired) for Anthony Greco and Tampa Bay's 1st-round pick in 2020 NHL Draft, February 24, 2020.

\* Traded to NY Rangers by Tampa Bay for a 7th-round pick in 2022 NHL Draft, July 17, 2021.



# CAREER STATISTICS

SEASON	TEAM	LEAGUE	REGULAR SEASON					PLAYOFFS				
			GP	G	A	PTS	PIM	GP	G	A	PTS	PIM
2008-09	York Simcoe Express	ETAHL	71	67	47	114	65	-	-	-	-	-
	Villanova	OJHL	2	2	1	3	2	-	-	-	-	-
2009-10	Brampton	OHL	63	6	13	19	34	11	1	3	4	2
	Canada-Ontario	WHC-17	6	2	2	4	4	-	-	-	-	-
2010-11	Brampton	OHL	65	24	15	39	36	4	0	0	0	2
2011-12	Brampton	OHL	60	26	26	52	58	8	1	1	2	6
2012-13	Brampton	OHL	62	38	14	52	59	5	2	3	5	6
2013-14	North Bay	OHL	63	33	34	67	64	22	14	10	24	23
2014-15	Sharks	NHL	60	4	8	12	35	-	-	-	-	-
	Worcester	AHL	7	2	4	6	11	4	0	1	1	4
2015-16	Sharks	NHL	14	0	3	3	16	-	-	-	-	-
	San Jose	AHL	57	20	19	39	43	4	0	1	1	0
2016-17	Sharks	NHL	3	0	1	1	0	-	-	-	-	-
	San Jose	AHL	61	25	20	45	55	15	5	5	10	10
2017-18	Sharks	NHL	47	7	7	14	28	2	0	0	0	0
2018-19	Sharks	NHL	82	7	10	17	76	20	2	0	2	22
2019-20	Sharks	NHL	62	8	16	24	80	-	-	-	-	-
	Lightning	NHL	8	0	2	2	17	25	1	5	6	16
2020-21	Lightning	NHL	55	6	14	20	52	18	2	4	6	26
2021-22	RANGERS	NHL	79	13	20	33	69	9	0	1	1	6
2022-23	RANGERS	NHL	82	11	20	31	58	7	1	0	1	29
NHL TOTALS			492	56	101	157	431	81	6	10	16	99
NYR TOTALS			161	24	40	64	127	16	1	1	2	35

## STATISTICAL BREAKDOWN

SEASON	PPG	SHG	GWG	+/-	S	S%	TF	F%	H	BS	MIN
2014-15	0	0	2	-1	68	5.9	23	52.2	76	24	11:04
2015-16	0	0	0	1	7	0.0	6	66.7	8	4	10:16
2016-17	0	0	0	E	3	0.0	0	0.0	3	1	11:18
2017-18	0	1	1	1	57	12.3	262	58.8	68	30	10:53
2018-19	0	1	3	4	84	8.3	551	53.7	125	68	11:01
2019-20	0	0	2	-8	102	7.8	799	49.2	162	66	15:55
2020-21	0	0	1	16	72	8.3	324	50.0	111	27	15:07
2021-22	0	1	2	13	116	11.2	741	49.4	130	54	16:43
2022-23	1	0	2	3	89	12.4	593	45.9	122	64	14:10
TOTALS	1	3	13	29	598	9.4	3299	50.3	805	338	13:35

## CAREER HIGHLIGHTS

### CAREER HIGHS (LAST TIME)

GOALS	2 (2x), 12/31/21 at TBL
ASSISTS	3 (2x), 12/28/19 vs. PHI
POINTS	3 (3x), 4/8/21 at CBJ (1G-2A)
PIM	17 (2x), 10/29/19 at BOS
SHOTS	6, 1/27/22 at CBJ
PLUS/MINUS	4 (2x), 12/28/19 vs. PHI
ICE TIME	23:02, 2/14/20 at WPG
GOAL STREAK	3, 1/24/22 – 1/28/22 (3)
ASSIST STREAK	4, 5/2/21 – 5/8/21 (4)
POINT STREAK	4, 5/2/21 – 5/8/21 (4A)

### NHL FIRSTS

GAME	10/30/14 at MIN
GOAL	12/9/14 vs. EDM (Scrivens)
ASSIST	11/16/14 at CAR

### NHL AWARDS

Stanley Cup Champion - 2019-20, 2020-21

### RANGERS AWARDS

Players' Player Award - 2021-22

## CAREER PENALTY SHOTS (1)

DATE	OPPONENT	GOALTENDER (RESULT)
12/10/19	at NSH	Saros (Save)



**ERIK  
GUSTAFSSON**  
**DEFENSEMAN**

**56**

HEIGHT: 6'1" - WEIGHT: 189 - SHOOTS: LEFT - BORN: MAR. 14, 1992 - BIRTHPLACE: NYNASHAMN, SWE

**PROFESSIONAL CAREER**

2022-23

\* Notched seven goals and 35 assists for 42 points in 70 games and a plus-9 rating in 2022-23, split between the Toronto Maple Leafs and Washington Capitals.

\* His goals, assists, points and plus/minus rating ranked second in a single-season over the span of his eight-year career.

\* Skated in two playoff games for the Maple Leafs this past spring, scoring a goal.

2021-22

\* Returned to Chicago for the season, notching 18 points (3G-15A) in 59 games.

\* Skated in his 300th career game on March 28, 2022 against the Sabres.

2020-21

\* Played in 16 playoff games for the Montreal Canadiens on their run to the Stanley Cup Final, recording three points (1G-2A) and a plus-3 rating.

\* Began season with the Flyers, skating in 29 games for the team and recording one goal and nine assists for 10 points.

2018-19

\* Produced a career-high 17 goals, 43 assists and 60 points in 79 games with the Chicago Blackhawks, which ranked sixth among NHL defensemen. In addition, Gustafsson's 17 goals were tied for the third most among defensemen.

\* Posted a career-high four power play goals.

2015-16

\* Had a career-high plus-11 rating in his rookie season.

\* Made his NHL debut on October 30, 2015 with the Blackhawks, against Minnesota, recording an assist.

2013-14 - 2014-15

\* Played two seasons with Frolunda HC of the SHL, tallying 49 points (6G-43A) in 105 games.

**AMATEUR CAREER**

\* Played in Swedish's Nynäshamns IF, before moving to Djurgårdens IF's youth organization. He played the 2008-09 season with Djurgårdens under-18 team and then played for both the under-18 team and the J20-team.

**INTERNATIONAL CAREER**

\* Has represented Sweden at the World Championships on four occasions.

\* Tallied four points (2G-2A) in eight games at the 2018 World Championship, helping lead Team Sweden to the gold medal.

\* In 30 career World Championship games, has recorded 14 points (2g, 12a).

**CAREER TRANSACTIONS**

\* Drafted by Edmonton in the fourth round, 93rd overall, in the 2012 NHL Entry Draft.

\* Signed as a free agent by Chicago, April 30, 2015.

\* Traded to Calgary by Chicago for a 3rd-round pick in 2020 NHL Draft, February 24, 2020.

\* Signed as a free agent by Philadelphia, October 12, 2020.

\* Traded to Montreal by Philadelphia for a 7th-round pick in 2022 NHL Draft, April 12, 2021.

\* Signed as a free agent by Chicago, October 11, 2021.

\* Signed as a free agent by Washington, July 13, 2022.

\* Traded to Toronto by Washington with a 1st-round pick in the 2023 NHL Draft for Rasmus Sandin, February 28, 2023.

\* Signed as a free agent by NY Rangers, July 1, 2023.



## CAREER STATISTICS

			REGULAR SEASON					PLAYOFFS				
SEASON	TEAM		GP	G	A	PTS	PIM	GP	G	A	PTS	PIM
2015-16	Blackhawks	NHL	41	0	14	14	4	5	0	1	1	0
	Rockford	AHL	27	3	8	11	38	-	-	-	-	-
	Sweden	WC	8	0	2	2	0	-	-	-	-	-
2016-17	Rockford	AHL	68	5	25	30	40	-	-	-	-	-
2017-18	Blackhawks	NHL	35	5	11	16	6	-	-	-	-	-
	Rockford	AHL	25	3	14	17	18	-	-	-	-	-
	Sweden	WC	6	0	1	1	2	-	-	-	-	-
2018-19	Blackhawks	NHL	79	17	43	60	34	-	-	-	-	-
	Sweden	WC	8	2	2	4	2	-	-	-	-	-
2019-20	Blackhawks	NHL	59	6	20	26	25	-	-	-	-	-
	Flames	NHL	7	0	3	3	2	10	0	4	4	2
2020-21	Flyers	NHL	24	1	9	10	0	-	-	-	-	-
	Canadiens	NHL	5	0	2	2	0	16	1	2	3	0
2021-22	Blackhawks	NHL	59	3	15	18	14	-	-	-	-	-
	Sweden	WC	8	0	7	7	4	-	-	-	-	-
2022-23	Capitals	NHL	61	7	31	38	21	-	-	-	-	-
	Maple Leafs	NHL	9	0	4	4	2	2	1	0	1	0
NHL TOTALS			379	39	152	191	108	33	2	7	9	2

## STATISTICAL BREAKDOWN

SEASON	PPG	SHG	GWG	+/-	S	S%	TF	F%	H	BS	MIN
2015-16	0	0	0	11	58	0.0	0	0	29	37	15:27
2017-18	0	0	0	1	71	7.0	1	0	30	45	18:33
2018-19	4	0	3	-6	160	10.6	0	0	100	115	22:35
2019-20	2	0	0	-9	103	5.8	0	0	86	58	20:23
2020-21	0	0	0	-1	33	3.0	0	0	21	21	16:43
2021-22	0	0	0	-4	79	3.8	0	0	45	55	16:13
2022-23	0	0	2	9	122	5.7	0	0	52	63	19:46
TOTALS	6	0	5	1	626	6.2	1	0.0	363	394	19:06

## CAREER HIGHLIGHTS

### CAREER HIGHS (LAST TIME)

GOALS	3, 12/17/21 vs. TOR
ASSISTS	3 (5x), 4/8/23 vs. MTL
POINTS	3 (8x), 4/8/23 vs. MTL (3A)
PIM	5 (2x), 11/11/22 vs. TBL
SHOTS	7 (2x), 11/17/22 at STL
PLUS/MINUS	4, 2/20/19 at DET
ICE TIME	27:10, 3/18/19 vs. VAN
GOAL STREAK	3, 3/18/19 - 3/23/19 (3)
ASSIST STREAK	8, 12/27/18 - 1/12/19 (11)
POINT STREAK	8, 12/27/18 - 1/12/19 (11A)

### NHL FIRSTS

GAME	10/30/15 at MIN
GOAL	1/20/18 vs. NYI (J. Halak)
ASSIST	10/30/15 at MIN



**BEN**  
**HARPUR**  
**DEFENSEMAN**

**5**

HEIGHT: 6'6" - WEIGHT: 230 - SHOOTS: LEFT - BORN: JAN. 12, 1995 - BIRTHPLACE: HAMILTON, ON

**PROFESSIONAL CAREER**

2022-23

\* In 42 games with the Rangers, notched one goal and five assists for six points.

\* Made Rangers debut on December 15, 2022.

\* With the Hartford Wolf Pack of the AHL, tallied five points (3G-2A) in 17 games.

2021-22

\* Split his season between the Nashville Predators, and Milwaukee Admirals of the AHL.

\* In 19 games with Nashville, he posted one assist/point. While with the Admirals, Harpur skated in six games.

2020-21

\* Set NHL career-highs in assists/points with the Predators when he had seven.

\* Third among Predators defensemen in hits (44) and eighth in blocked shots (29).

\* Averaged 16:26 of TOI, the sixth-most among team blueliners.

\* Posted his first career multi-point game on April 8 at Detroit (2A)

2018-19

\* Spent the entire season with Ottawa, skating in a career-high 51 games.

2017-18

\* Served as an alternate captain for Belleville Senators of the AHL.

2016-17

\* Made Ottawa's 2017 Stanley Cup Playoff roster that went to Game 7 of the Eastern Conference Final, skating in his first nine career postseason games, collecting two assists.

\* Set AHL career-highs in points with 27 (2G-25A) with Binghamton Senators in 63 games.

**AMATEUR CAREER**

\* Played four seasons in the OHL with Guelph and Barrie from 2011-15.

\* His OHL tenure was highlighted by winning the league title and earning a spot in the 2014 Memorial Cup with Guelph.

**CAREER TRANSACTIONS**

\* Drafted by the Ottawa Senators in the fourth round, 108th overall, of the 2013 NHL Draft.

\* Traded to Toronto by Ottawa with Cody Ceci, Aaron Luchuk and a 3rd-round pick in 2020 NHL Draft for Nikita Zaitsev, Connor Brown and Michael Carcone, July 1, 2019.

\* Traded to Nashville by Toronto for Miikka Salomaki, February 22, 2020.

\* Signed as a free agent by NY Rangers, October 27, 2022.





## CAREER STATISTICS

SEASON	TEAM		REGULAR SEASON					PLAYOFFS				
			GP	G	A	PTS	PIM	GP	G	A	PTS	PIM
2015-16	Senators	NHL	5	0	1	1	2	-	-	-	-	-
	Binghamton	AHL	47	2	4	6	34	-	-	-	-	-
	Evansville	ECHL	4	0	2	2	2	-	-	-	-	-
2016-17	Senators	NHL	6	0	0	0	0	3	0	1	1	0
	Binghamton	AHL	63	2	25	27	81	5	0	0	0	0
2017-18	Senators	NHL	41	0	1	1	21	-	-	-	-	-
	Belleville	AHL	19	2	9	11	31	10	0	7	7	8
2018-19	Senators	NHL	51	1	4	5	56	-	-	-	-	-
2019-20	Toronto	AHL	34	1	10	11	22	7	0	0	0	0
	Milwaukee	AHL	7	0	1	1	20	1	0	0	0	0
2020-21	Predators	NHL	34	0	7	7	17	-	-	-	-	-
2021-22	Predators	NHL	19	0	1	1	27	-	-	-	-	-
	Milwaukee	AHL	6	0	0	0	5	-	-	-	-	-
2022-23	Rangers	NHL	42	1	5	6	20	-	-	-	-	-
	Hartford	AHL	17	3	2	5	24	-	-	-	-	-
NHL TOTALS			198	2	19	21	143	14	0	3	3	6
Rangers TOTALS			42	1	5	6	20	-	-	-	-	-

## STATISTICAL BREAKDOWN

SEASON	PPG	SHG	GWG	+/-	S	S%	TF	F%	H	BS	MIN
2015-16	0	0	0	2	33	0.0	0	0.0	9	7	13:40
2016-17	0	0	0	0	34	2.9	0	0.0	5	3	17:48
2017-18	0	0	0	-13	50	2.0	0	0.0	71	35	14:53
2018-19	0	0	0	-21	26	0.0	0	0.0	89	69	17:37
2020-21	0	0	0	-10	13	0.0	0	0.0	44	29	16:26
2021-22	0	0	0	1	3	0.0	0	0.0	36	21	13:44
2022-23	0	0	0	-1	3	0.0	0	0.0	63	57	14:04
TOTALS	0	0	0	-42	162	1.2	0	0.0	317	221	15:38

## CAREER HIGHLIGHTS

### CAREER HIGHS (LAST TIME)

GOALS	1 (2x), 1/19/23 vs. BOS
ASSISTS	2, 3/21/21 at DAL
POINTS	2, 4/8/21 at DET (2A)
PIM	17, 12/9/18 vs. BOS
SHOTS	5, 3/26/19 vs. BUF
PLUS/MINUS	3, 4/13/21 vs. TBL
ICE TIME	28:04, 2/26/23 vs. LAK
GOAL STREAK	N/A
ASSIST STREAK	2, 4/13/21 - 4/15/21
POINT STREAK	2, 4/13/21 - 4/15/21 (2A)

### NHL FIRSTS

GAME	3/31/16 at MIN
GOAL	12/1/18 vs. SJS (M. Jones)
ASSIST	4/5/16 vs. PIT



## ZAC JONES DEFENSEMAN

6

HEIGHT: 5'10" - WEIGHT: 176 - SHOOTS: LEFT - BORN: OCT. 18, 2000 - BIRTHPLACE: RICHMOND, VA

### PROFESSIONAL CAREER

2022-23

\* Split his 2022-23 season between the Rangers and Hartford.

\* At the AHL level, recorded 31 points (8G-23A) in 54 games and a plus-16 rating.

\* Among Wolf Pack defensemen, he ranked first in goals and second in assists and points.

In the Calder Cup Playoffs, added six points (2G-4A) in nine games, leading team defensemen in assists and points.

\* With New York, he posted one goal and one assist for two points in 16 games, his goal being a game-winning tally.

2021-22

\* Split his season between the Rangers and Hartford Wolf Pack

\* Played in 12 games for the NHL club, recording two assists

\* Notched 35 points (9G-26A) in 52 games with Hartford in 2021-22, the fifth most points on the team

\* Ranked second on the Wolf Pack in assists with 26.

2020-21

\* Registered four assists/points in 10 games with the Rangers

\* Recorded three shots on goal and was credited with two blocked shots while making his NHL/Rangers debut on Apr. 22 vs. PHI; became the sixth player born in Virginia to play in an NHL game in league history (Chris Bala, Scott Darling, Scott Lachance, James Walsh, Eric Weinrich)

\* Became the 60th player to wear jersey No. 6 in a regular season or playoff game with the Rangers in franchise history

\* Was credited with three hits and posted a plus-one rating on Apr. 23 vs. PHI

\* Registered a power play assist, which was his first career NHL assist/point, on Apr. 25 vs. BUF

### COLLEGE CAREER

2020-21

\* Registered 24 points (nine goals, 15 assists) and a plus-17 rating in 29 games in his sophomore season with UMass

\* Helped UMass win the National Championship

\* Named to the NCAA (East) Second All-American Team, the Hockey East Second All-Star Team, and the Frozen Four All-Tournament Team

\* Also helped UMass win the Hockey East Championship

\* Ranked second among NCAA defensemen in goals, ranked third among NCAA defensemen in points, tied for third among NCAA defensemen in shots on goal (84), and tied for eighth among NCAA defensemen in assists

\* Among NCAA defensemen who were either a freshman or sophomore: ranked first in points and shots on goal, ranked second in goals, and tied for third in assists

\* Ranked second on UMass in shots on goal, ranked third in assists, tied for third in points, and tied for fourth in goals

\* Tallied 21 points over the final 22 games of the season

\* Posted a collegiate career-high eight-game point streak from Dec. 20 vs. Vermont to Jan. 18 at Boston University (three goals, nine assists) \* Registered three assists in the NCAA East Regional Semifinals against Lake Superior State on Mar. 26

\* Tallied a goal in the NCAA Frozen Four Semifinals against Minnesota Duluth on Apr. 8. 2019-20: Tallied 23 points (three goals, 20 assists) and posted a plus-12 rating in 32 games in his freshman



season with UMass

\* Named to the Hockey East All-Rookie Team

\* Led NCAA freshmen defensemen in assists and shots on goal (89), ranked second among NCAA freshmen defensemen in points per game (0.72), and ranked third among NCAA freshmen defensemen in points

\* Led UMass in assists, ranked third in points, and ranked fourth in shots on goal; led team defensemen in points.

**USHL CAREER**

2018-19

\* Registered 52 points (seven goals, 45 assists) and a plus-38 rating in 56 games with Tri-City

\* Named the USHL Rookie of the Year and was selected to the USHL All-Rookie Team

\* Named to the USHL Second All-Star Team

\* Led the USHL in power play assists (25)

\* Ranked fourth in the USHL – and led USHL defensemen – in assists

\* Ranked fourth in the USHL in plus/minus rating

.

**INTERNATIONAL CAREER**

2021

\* Tallied three assists and posted a plus-five rating in 10 games while helping the United States earn a bronze medal at the 2021 IIHF World Championship

\* Selected as one of the Top Three Players on his Team in the tournament

\* Led Team USA in average ice time in the tournament (19:55).

2020

\* Registered two points (one goal, one assist) in five games while representing the United States at the 2020 IIHF World Junior Championship.

2018

\* Recorded four points (one goal, three assists) in six games while helping the United States win a gold medal at the 2018 World Junior A Challenge.

**CAREER TRANSACTIONS**

\* Selected by the Rangers in the third round, 68th overall, of the 2019 NHL Entry Draft.

## CAREER STATISTICS

SEASON	TEAM	LEAGUE	REGULAR SEASON					PLAYOFFS				
			GP	G	A	PTS	PIM	GP	G	A	PTS	PIM
2014-15	Richmond 16U	EJEPL 16U	19	5	23	28	4	3	1	1	2	0
2015-16	Selects Academy	USPHL 16U	22	1	5	6	4	3	0	1	1	2
2016-17	Selects Academy	USPHL 16U	6	0	3	3	2	4	2	4	6	4
2017-18	Selects Academy	18U AAA	54	8	37	45	28	-	-	-	-	-
	Selects Academy	USPHL 18U	7	2	7	9	2	4	1	1	2	2
2018-19	Tri-City	USHL	56	7	45	52	38	6	0	5	5	2
2019-20	UMass	NCAA	32	3	20	23	24	-	-	-	-	-
	United States	WJC	5	1	1	2	0	-	-	-	-	-
2020-21	UMass	NCAA	29	9	15	24	8	-	-	-	-	-
	RANGERS	NHL	10	0	4	4	2	-	-	-	-	-
	United States	WC	10	0	3	3	4	-	-	-	-	-
2021-22	RANGERS	NHL	12	0	2	2	0	-	-	-	-	-
	Hartford	AHL	52	9	26	35	25	-	-	-	-	-
2022-23	RANGERS	NHL	16	1	1	2	4	-	-	-	-	-
	Hartford	AHL	54	8	23	31	34	9	2	4	6	8
NHL/NYR TOTALS			38	1	7	8	6	-	-	-	-	-

## STATISTICAL BREAKDOWN

SEASON	PPG	SHG	GWG	+/-	S	S%	TF	F%	H	BS	MIN
2020-21	0	0	0	-2	12	0.0	0	0	8	8	14:59
2021-22	0	0	1	-2	15	6.7	0	0	4	13	15:37
2022-23	0	0	0	-7	8	0.0	0	0	5	16	15:10
TOTALS	0	0	1	-11	35	2.9	0	0	17	37	15:18

## CAREER HIGHLIGHTS


### CAREER HIGHS (LAST TIME)

GOALS	1, 10/29/22 at DAL
ASSISTS	2, 5/5/21 vs. WSH
POINTS	2, 5/5/21 vs. WSH (2A)
PIM	2 (3x), 11/3/22 vs. BOS
SHOTS	4, 10/23/22 vs. CBJ
PLUS/MINUS	3, 10/29/22 at DAL
ICE TIME	23:46, 11/3/22 vs. BOS
GOAL STREAK	N/A
ASSIST STREAK	N/A
POINT STREAK	N/A

### NHL FIRSTS

GAME	4/22/21 vs. PHI
GOAL	10/29/22 at DAL (Wedgewood)
ASSIST	4/25/21 vs. BUF





## KAAPPO KAKKO

RIGHT WING

24

HEIGHT: 6'2" - WEIGHT: 205 - SHOOTS: LEFT - BORN: FEB. 13, 2001 - BIRTHPLACE: TURKU, FIN

### PROFESSIONAL CAREER

#### 2022-23

\* Collected career-highs in goals (18), assists (22), points (40) and plus/minus (+12).

\* Ranked tied for fourth on the team with 18 even-strength goals.

\* One of eight Rangers with 40 or more points on the season and one of six forwards.

\* One of seven Blueshirts to play in all 82 games.

#### 2021-22

\* Tallied 18 points (7G-11A) in 43 games during his third season with the Rangers

\* Had points in a career-long five straight games (3G-3A) from Nov. 14-24

\* Established a plus/minus rating of nine, setting a career high

\* Returned to the lineup after missing the 31 games on Apr. 9 vs. OTT, skating 13:01 minutes

\* Registered his sixth-career multi-goal game and second of the season on Apr. 13 at PHI. Only six players had posted more with the Rangers before age 22: Don Murdoch (11), Wayne Dillon (8), Niklas Sundstrom (7), Tony Amonte (7), Tomas Sandstrom (7) and Steve Vickers (7)

\* Recorded five points (2G-3A) in 19 playoff games

\* In G3 of First Round, opened the scoring for New York with his first career playoff goal/point.

#### 2020-21

\* Registered 17 points (nine goals, eight assists) and a plus-three rating in 48 games with the Rangers

\* Tied for sixth among NHL players 20 years old or younger in goals

\* Was one of seven NHL players who recorded at least 30 takeaways and 15 or fewer giveaways

\* Tied for 14th in the NHL (min. 20 games played) in takeaways per 60 minutes of ice time (2.70)

\* Led the Rangers (min. 10 games played) in SAT% (54.3%), ranked fourth in takeaways (31), and ranked fifth in individual shot attempts per 60 minutes of ice time at 5-on-5 (12.08)

\* The Rangers posted a 10-2-2 record in games which he tallied a point, including a 5-1-1 record in games which he notched a goal

\* Tied for the team-high with three shots on goal and was credited with two takeaways in 18:28 of ice time on Feb. 12 vs. BOS; played in his final game as a teenager – skated in 78 games as a teenager, which was the fourth-most by a teenager with the Rangers in franchise history (Malhotra – 100; Chytil – 84; Del Zotto – 80), and his 12 career goals as a teenager were tied for the third-most by a teenager in Rangers history (Allison – 24; Kovalev – 15; Chytil – 12; Lafrenière – 12)

\* Recorded an assist and posted a plus-one rating while skating in his 100th career NHL game (and 100th game as a Ranger) on Apr. 11 at NYI; became the eighth player in franchise history to play all of his first 100 career NHL games prior to turning 21 years old (Greschner, Allison, Mallette, Kovalev, Malhotra, Del Zotto, Chytil)

#### 2019-20

\* Recorded 23 points (10 goals, 13 assists) in 66 games in his rookie season in the NHL

\* Registered eight goals and 19 points while he was 18 years old; the 19 points were the most by an 18-year-old in Rangers history and the eight goals were tied for the most by an 18-year-old in franchise history (tied with Manny Malhotra)

\* Was one of five players who skated in at least one NHL game as an 18-year-old during the season; his eight goals were the most by an 18-year-old in the NHL and his 19 points were the second-most by an 18-year-old

\* His 10 goals were the second-most by an NHL teenager (only trailed Andrei Svechnikov), and



his 23 points were tied for the third-most by a teenager in the league (only trailed Svechnikov and Rasmus Dahlin)

\* Ranked fourth among NHL rookies in power play assists (11), tied for fifth in power play points (13), tied for sixth in takeaways (35), tied for seventh in goals, and tied for 11th in points

\* Made his NHL/Rangers debut on Oct. 3 vs. WPG; became the 13th-youngest player (and 10th-youngest skater) to appear in a game with the Rangers in franchise history and the first player born in the year 2000 or later to appear in a game with the Rangers in franchise history

\* Tallied his first career NHL goal/point on Oct. 12 vs. EDM; became the eighth player to tally a goal with the Rangers at 18 years old or younger in franchise history (Manny Malhotra, Don Raleigh, Filip Chytil, Red Garrett, Mark Morrison, Joe Bell, and Billy Warwick) and the ninth player to tally a point with the Rangers at 18 years old or younger in franchise history (Manny Malhotra, Don Raleigh, Filip Chytil, Red Garrett, Mark Morrison, Joe Bell, Billy Warwick, and Dave Maloney)

\* Recorded his first career NHL assist on Oct. 22 vs. ARI

\* Tallied two points (one goal, one assist) on Nov. 4 vs. OTT; became the third 18-year-old to post a multi-point game in Rangers history (Joe Bell – once in 1942-43; Malhotra – twice in 1998-99)

\* Registered two goals, including the game-winning goal in overtime, on Nov. 12 vs. PIT; became the first 18-year-old to post a multi-goal game in Rangers history and the youngest player to record an overtime goal in franchise history

\* Skated in three playoff games

\* Led all skaters with five shots on goal while making his playoff debut in Game 1 of the Qualifying Round at CAR on Aug. 1; became the youngest player to skate in a playoff game with the Rangers in franchise history (19 years and 170 days old) and became the third teenager to skate in a playoff game with the Blueshirts in franchise history (Jackie McLeod and Steven Rice).

## EUROPEAN CAREER

### 2018-19

\* Registered 38 points (22 goals, 16 assists) in 45 games with TPS in his rookie season in Liiga

\* His 22 goals were the most any U18 player has registered in one season in the history of Finland's top league; broke the previous record of 21, which was set by Aleksander Barkov in 2012-13

\* His 38 points were the third-most in one season by a U18 player in the history of Finland's top league, trailing only Barkov (48 in 2012-13) and Mikael Granlund (40 in 2009-10)

\* Named Liiga Rookie of the Year

\* Tied for sixth in Liiga (and led all rookies) in goals

\* Registered five points (four goals, one assist) in five games with TPS in the playoffs; his four goals during the Playoffs were tied for the second-most by a U18 player in one year in the history of Liiga (Patrik Laine – 10 in 2016)

\* Recorded two goals in five games with TPS in the Champions Hockey League (CHL).

### 2017-18

\* Tallied 55 points (25 goals, 30 assists) and posted a plus-13 rating in 38 games with TPS' U20 team in Nuorten SM-liiga

\* Received the Yrjö Hakala Award as the Nuorten SM-liiga Rookie of the Year

\* Ranked fifth in the league in points and tied for fifth in the league in goals

\* Tallied one assist in six games in Liiga

\* Was one of only three U17 players who skated in at least one game in Liiga during the season; was the only U17 player who tallied a point in Liiga during the season

\* Registered 11 points (seven goals, four assists) in six regular season games and nine points (four goals, five assists) in five playoff games with TPS' U18 team in B-nuorten SM-sarja.

### 2016-17

\* Tallied 41 points (24 goals, 17 assists) in 35 games with TPS' U18 team in B-nuorten SM-sarja

\* Received the Heino Pulli Award as the B-nuorten SM-sarja Rookie of the Year

\* Ranked sixth in the league – and led his team – in goals

\* Tallied seven goals/points in five playoff games; led the league in goals and tied for second in the league in points in the playoffs

\* Registered three points (two goals, one assist) in two playoff games with TPS' U16 team to help the team earn a bronze medal in C-nuorten SM-sarja

- \* Registered four assists/points in seven games with TPS' U20 team in Nuorten SM-liiga. 2015-16: Recorded 26 points (14 goals, 12 assists) in 25 games with TPS' U16 team in C-nuorten SM-sarja
- \* Tallied 10 points (three goals, seven assists) in eight qualification games with TPS' U16 team
- \* Notched three assists in four playoff games with TPS' U16 team.

## **INTERNATIONAL CAREER**

### 2019

- \* Registered seven points (six goals, one assist) and a plus-10 rating in 10 games while helping Finland win a gold medal at the 2019 IIHF World Championship
- \* Became the first player in hockey history to win a gold medal at the IIHF World Championship in his U18 season and became the youngest player in hockey history to win a gold medal at the IIHF U18 World Championship, the IIHF World Junior Championship, and the IIHF World Championship (18 years, 102 days old; Connor McDavid was previously the youngest player to win a gold medal in all three tournaments - 19 years, 130 days old)
- \* His six goals in the tournament were tied for the second-most by a player in his U18 season in one IIHF World Championship in the tournament's history (Patrik Laine registered seven goals at the

2016 IIHF World Championship); his seven points were the second-most by a U18 player in one IIHF World Championship

- \* Became the fourth 18-year-old since 1947 who tallied at least six goals in one IIHF World Championship tournament (Sidney Crosby, Laine, and Auston Matthews)

- \* Was named one of the Top Three Players on his Team in the tournament

- \* Tallied five points (two goals, three assists) in seven games while helping Finland win a gold medal at the 2019 IIHF World Junior Championship

- \* Recorded the game-winning goal with 1:26 remaining in the third period in the Gold Medal Game against the United States.

### 2018

- \* Notched 10 points (four goals, six assists) in seven games while helping Finland win a gold medal at the 2018 IIHF U18 World Championship
- \* Was named one of the Top Three Players on his Team in the tournament.

## **CAREER TRANSACTIONS**

- \* Selected by the Rangers in the first round, second overall, of the 2019 NHL Entry Draft.

## CAREER STATISTICS

SEASON	TEAM	LEAGUE	REGULAR SEASON					PLAYOFFS				
			GP	G	A	PTS	PIM	GP	G	A	PTS	PIM
2015-16	TPS U16	Jr. C SM-sarja	25	14	12	26	2	4	0	3	3	0
	TPS U16	Jr. C SM-sarja	8	3	7	10	2	-	-	-	-	-
2016-17	TPS U20	Jr. A SM-liiga	7	0	4	4	0	3	0	1	1	0
	TPS U18	Jr. B SM-sarja	35	24	17	41	8	5	7	0	7	2
	TPS U16	Jr. C SM-sarja	-	-	-	-	-	2	2	1	3	2
2017-18	TPS	Liiga	6	0	1	1	0	-	-	-	-	-
	TPS U20	Jr. A SM-liiga	38	25	30	55	16	-	-	-	-	-
	TPS U18	Jr. B SM-sarja	6	7	4	11	4	5	4	5	9	-
	Finland	WJC-18	7	4	6	10	2	-	-	-	-	-
2018-19	TPS	Liiga	45	22	16	38	10	5	4	1	5	6
	Finland	WC	10	6	1	7	0	-	-	-	-	-
	Finland	WJC	7	2	3	5	0	-	-	-	-	-
2019-20	RANGERS	NHL	66	10	13	23	14	3	0	0	0	0
2020-21	RANGERS	NHL	48	9	8	17	10	-	-	-	-	-
2021-22	RANGERS	NHL	43	7	11	18	10	19	2	3	5	2
2022-23	RANGERS	NHL	82	18	22	40	8	7	1	1	2	0
NHL/NYR TOTALS			239	44	54	98	42	29	3	4	7	2

## STATISTICAL BREAKDOWN

SEASON	PPG	SHG	GWG	+/-	S	S%	TF	F%	H	BS	MIN
2019-20	2	0	3	-26	109	9.2	6	33.3	20	11	14:17
2020-21	2	0	0	3	81	11.1	7	42.9	14	16	14:21
2021-22	1	0	2	9	62	11.3	7	14.3	8	15	15:27
2022-23	0	0	2	12	125	14.4	4	25.0	26	27	15:18
TOTALS	5	0	7	-2	377	11.7	24	29.2	68	69	14:51

## CAREER HIGHLIGHTS

### CAREER HIGHS (LAST TIME)

GOALS	2 (6x), 4/13/22 at PHI
ASSISTS	2 (7x), 1/23/23 vs. FLA
POINTS	2 (20x), 3/25/23 at FLA (1G-1A)
PIM	2 (21x), 1/7/23 at NJD
SHOTS	8, 12/10/19 at LAK
PLUS/MINUS	3 (3x), 3/25/23 at FLA
ICE TIME	21:57, 12/17/21 vs. VGK
GOAL STREAK	3, 3/31/23 - 4/5/23 (3)
ASSIST STREAK	4, 4/6/21 - 4/11/21 (4)
POINT STREAK	5, 11/14/21 - 11/24/21 (3G-3A)

### NHL FIRSTS

GAME	10/3/19 vs. WPG
GOAL	10/12/19 vs. EDM (Smith)
ASSIST	10/22/19 vs. ARI

## HOCKEY RECORDS

Youngest player in hockey history to win a gold medal at the U18 World Championship, World Junior Championship, and World Championship (18 years, 102 days old)

## RANGERS RECORDS

Most career points by a Rangers player at 18 years old - 19

Most career goals by a Rangers player at 18 years old - 8 (tied with Manny Malhotra)

Youngest player to post a multi-goal game with the Rangers - 18 years, 272 days old (11/12/19 vs. Pittsburgh)

Youngest player to skate in a playoff game with the Rangers - 19 years, 170 days old



# CHRIS KREIDER

LEFT WING

20

HEIGHT: 6'3" - WEIGHT: 233 - SHOOTS: LEFT - BORN: APR. 30, 1991 - BIRTHPLACE: BOXFORD, MA

## PROFESSIONAL CAREER

### 2022-23

\* Tallied 36 goals and 18 assists for 54 points in 79 games and a plus-21 rating.

\* Ranked second on the team in goals and first in even-strength goals (24).

\* The third Rangers skater in the past 25 years to post consecutive 30-goal campaigns, joining Mika Zibanejad (2 from 2018-19 – 2019-20) and Jaromir Jagr (2 from 2005-06 – 2006-07).

\* Surpassed Vic Hadfield for 5th most goals in NYR history (263) on Apr. 5 vs. TBL.

\* Became Rangers franchise leading American-born goal scorer (241) on Dec. 3 vs. CHI.

\* Became the Rangers all-time leader in playoff goals with his 35th and surpassed Adam Graves for the most power play goals in Rangers playoff history (14).

### 2021-22

\* Set franchise records in power play goals (26) and game-winning goals (11), while also tying Adam Graves (1993-94) for the second most goals in franchise history with 52

\* Selected to 2021-22 All-Star Game, became the first Rangers forward to play in consecutive All-Star Games since Wayne Gretzky (1996-97 – 1998-99)

\* Finished the season with a combined 62 goals in the playoffs and regular season, tied with Adam Graves (1993-94) for the most in franchise history

\* Was named winner of the 2021-22 Steven McDonald Extra Effort Award, presented by Northwell Health and the first annual Rod Gilbert "Mr. Ranger" Award, given to the Rangers player "who best honors Rod's legacy by exemplifying leadership qualities both on and off the ice, and making a significant humanitarian contribution to his community."

\* Rangers' Masterton Trophy nominee for 2021-22

\* His season marked the 17th time in NHL history that a player has recorded 52+ goals and 26+ power play goals in a season, the most recent before Kreider was Ilya Kovalchuk in 2005-06 with Atlanta.

\* Became the only player in NHL history to record 50+ goals, 25+ power play goals, three+ shorthanded goals and 10+ game winning goals in the same season

\* The fourth skater in league history to tally 52+ goals, 26+ power play goals and 11+ game-winning goals (Phil Esposito, Brett Hull, Alexander Mogilny)

\* Climbed franchise ranks as well, his 229 career goals being the 10th most in team history and his 84 career power play goals the fifth most in team history

\* Scored 26 of the Rangers' 55 power play goals for a 47.3 percent clip, ranking first in both Rangers and NHL history for scoring the highest percentage of his team's single-season power-play goals

\* Scored the Rangers' first goal of 2021-22 on Oct. 13 at WSH, tying Andy Bathgate for the 12th most PPG's in franchise history

\* Surpassed Petr Nedved (351) for the 27th most points in franchise history on Oct. 14 vs. DAL

\* Scored in third-straight game on Oct. 16 at MTL, the first Ranger since Mika Zibanejad in 2017 to start the season with goals in each of the first three games

\* Notched his 350th career point on Oct. 23 at OTT. Became the 28th player to record 350 points with the Rangers, 22nd player to record their first 350 career points in a Rangers uniform, 16th Massachusetts-born skater to notch 350 points, and the 10th player from the first round of the 2009 draft with 350 points

\* On Oct. 29 vs. CBJ, passed Petr Nedved (351) for





the 27th most points in franchise history

\* His seven goals through nine games were the most to start a season for a Ranger since Rick Nash scored nine goals in the first nine games of 2014-15

\* Became the first Ranger and fifth player in the NHL to reach 10 goals with his tally on Nov. 13 at CBJ

\* Registered the shootout winner as the 14th shooter of the night against NJD on Nov. 14. It was his first shootout goal of his career (was 0-1 previously)

\* First Rangers player with 15 or more goals prior to his 20th game in a season since Marian Gaborik in 2009-10 (15G-12A in 19 GP)

\* Was one of three players in team history to scored 10 or more power-play goals in the first 24 games of a season, joining Jaromir Jagr (2005-06 – 11) and Marcel Dionne (1987-88 – 12) ... On Dec. 12 vs. NSH, played in his 600th career NHL game, becoming the 22nd skater in franchise history to play in 600 games with the team

\* Surpassed Don Maloney (195) for the 12th most goals in Rangers history with his 19th tally of the season on Dec. 29 at FLA

\* Tied Brad Park for the 19th most points in franchise history (378) on Jan. 6 at VGK

\* Scored his 200th career goal on Jan. 13 at SJS.

\* Since making his debut in 2012-13, at the time of his goal, Kreider along with Alex Ovechkin and Evander Kane were the only active players with 200+ goals and 1,200+ hits

\* Scored his first career shorthanded goal/point on Jan. 13 at SJS, becoming the 95th player among NHL players who made their debut after 1933-34 to play in 610-plus games before recording his first shorthanded point or finishing their career without one.

\* Was one of 80 players to score 198-plus goals before scoring their first shorthanded goal or finishing their career without one

\* Set his career-high in goals (29) behind his fifth-career hat trick (first since March 4, 2021 at New Jersey) on Jan. 22 vs. ARI

\* Scored his 30th goal of the season on Jan. 24 vs. LAK and became the fourth different player in franchise history to score 30 goals in 43 or fewer games in a season, joining Rod Gilbert (42 GP in 1971-72), Bill Cook (42 GP in 1930-31 & 1926-27) and

Don Murdoch (43 GP in 1976-77). He became the third player in Rangers history to be the NHL's first skater to reach the 30-goal mark (tied or outright), joining Lynn Patrick (1941-42) and Bill Cook (1926-27 & 1930-31). Since 1967-68, was the 14th player to record his first 30-goal campaign in his 10th NHL season or later

\* Scored 12 goals in January and became the third Rangers player in the past 25 years to record 12-plus goals in a single month, joining Jaromir Jagr (12 in Oct. 2005 & March 2006) and Petr Prucha (12 in Dec. 2005)

\* His 34 goals were the most by a Ranger through 51 games since Mark Messier and Pat Verbeek during the 1995-96 season

\* Collected his 400th career point (216G-184A) on Mar. 15 vs. ANA

\* On Mar. 17 vs. NYI, scored 40th goal of his season, tying Mark Messier and Vic Hadfield (both w/ 61 GP) for the sixth-fewest games needed in franchise history to reach 40 goals in a season. Overall, it was the 25th time in team history a skater has scored 40 or more goals in a season and the first since Mika Zibanejad in 2019-20 (41G)

\* Tied Jaromir Jagr (2005-06) for the most power play goals (24) in a single season in franchise history on Mar. 30 at DET

\* Scored his 25th power play goal of the season, setting the franchise record for the most PPG's in a season on Apr. 5 at NJD. His stood up as the game-winning goal, his franchise record setting 10th of the season

\* On Apr. 12 vs. CAR, became the fourth player in Rangers history to score 50 goals in a single season, joining Jaromir Jagr (54G - 2005-06), Adam Graves (52G - 1993-94) and Vic Hadfield (50G - 1971-72). Eighth player in NHL history to hit the 50-goal milestone for the first time in his 10th season or later and first since Dave Andreychuk (11 seasons) in 1992-93. Fourth skater in league history to score 50 goals for the first time at 30 years or older (beginning of season), joining Joe Mullen, Vic Hadfield and Johnny Bucyk. Kreider was the 15th player in NHL history to record 50+ goals and 25+ power play goals in a season and first since Alex Ovechkin notched the feat in 2014-15

\* In G1 of the First Round, scored his first career playoff shorthanded goal a part of his seventh career multi-point playoff game (1G-1A)

\* Surpassed Brian Leetch for the eighth most playoff games played by a Ranger (83) in G3 of the First Round

\* His goal in G6 in the First Round with 1:28 remaining in regulation was the second-latest go-ahead goal in Rangers playoff history behind Cam Connor (58:51), who tallied his in Game 3 of the 1982 Division Semifinals

\* Scored two goals in G7 of the Second Round, becoming the fourth Rangers skater to record a multi-goal game in a Game 7, with the other three all coming in the 1992 Division Semifinals against New Jersey: Adam Graves (2), Mark Messier (2) and Darren Turcotte (2). With the win, Kreider improved to 7-1 in Game 7s – only six players in NHL history have more Game 7 wins: Glenn Anderson (8), Ray Bourque (8), Brad Richards (8), Justin Williams (8), Ryan McDonagh (8) and Carl Hagelin (8)

\* Scored his 10th goal of the playoffs and 34th career playoff goal, tying Rod Gilbert for the most in franchise history, in G3 of the ECF. His goal was his 12th career power-play goal in the Stanley Cup Playoffs, tying Brian Leetch for the second most in Rangers history, behind only Adam Graves (13)

\* In G6 of the ECF, played in his 100th career playoff game, joining Marc Staal (107 GP) and Dan Girardi (122 GP) as the only skaters to hit the mark with the Rangers.

#### 2020-21

\* Registered 30 points (20 goals, 10 assists) in 50 games with the Rangers ... Established career-highs in goals per game (0.40) and power play goals (11)

\* Ranked fourth in the NHL in power play goals

\* Was the only NHL player who recorded at least 20 goals and 100 hits

\* Led the Rangers in power-play goals and hits (115), tied for second in goals and game-winning goals (four), tied for fifth in shots on goal (102), and ranked sixth in points

\* Tied for the team-high with four hits while making his season debut in the Rangers' season opener on Jan. 14 vs. NYI; became the first Rangers forward to play at least one regular season or playoff game in 10 different seasons with the team since Messier (1991-92 – 1996-97; 2000-01 – 2003-04) and first Rangers forward to play at least one regular season or playoff game in 10 consecutive seasons with the team since Graves (1991-92 – 2000-01)

\* Tallied a goal, led the Rangers with five shots on goal, and tied for the game-high (and led the Rangers) with four hits on Jan. 30 vs. PIT;

registered his 319th career point with the Rangers, passing Pavelich for the third-most points by an American-born player with the Rangers in franchise history

\* Recorded a power play goal, which was the game-winning goal, on Feb. 1 vs. PIT; registered his 161st career goal with the Rangers, passing Dillon for the second-most goals by an American-born player with the Blueshirts in franchise history (the only American-born Ranger who has registered more goals with the team is Leetch)

\* Posted a three-game goal/point streak from Feb. 20 at WSH to Feb. 26 vs. BOS (five goals, one assist over the span)

\* Tallied a power play goal, which was the first goal of the game, and posted a plus-one rating on Feb. 20 at WSH; registered the 50th power play goal of his NHL career (and his 50th career power play goal with the Rangers), becoming the 17th player in franchise history to record at least 50 career power play goals, and tied James Patrick and Don Maloney for 15th place on the franchise's all-time power play goals list

#### 2019-20

\* Registered 45 points (24 goals, 21 assists) and a plus-13 rating in 63 games

\* Tied career-highs in points per game (0.71) and game-winning goals (five)

\* Was one of three NHL players who registered at least 24 goals and 110 hits prior to suffering an injury on Feb. 28 (Ovechkin and Pageau)

\* Was tied for the team lead in game-winning goals, ranked second in power play goals (nine), ranked third in goals (24) and hits (116), and ranked fifth in points (45) at the time of his injury on Feb. 28

\* Represented the Rangers at the 2020 NHL All-Star Game; played in the NHL All-Star Game for the first time in his career and became the 74th different player to skate in the NHL All-Star Game as a member of the Rangers in franchise history

\* Registered two points (one goal, one assist), including his 300th career NHL point, on Jan. 9 vs. NJD

\* Tallied two points (one goal, one assist) in three playoff games

\* Recorded the first goal of the game, which was 12 seconds into the second period, and tied for the game-high with six shots on goal in Game 3 of

the Qualifying Round vs. CAR on Aug. 4; his goal 12 seconds into the second period was the fastest goal from the start of a period in a playoff game in franchise history

- \* Recorded his 24th career playoff goal with the Rangers in Game 3, tying Vickers for sixth place on the franchise's all-time playoff goals list

#### 2018-19

- \* Established career-highs in average ice time (17:24) and shots on goal (201), and tied his career-high in goals (28); was one assist and one point shy of tying his career-high in both categories

- \* Was one of three NHL players who registered at least 28 goals and 150 hits (Ovechkin, E. Kane); since the NHL began to track real-time stats in 1997-98, is one of three Rangers who recorded at least 28 goals and 150 hits in the same season (Graves – 1998-99; Callahan – 2011-12)

- \* Tied for third in the NHL in goals on tipped shots (eight)

- \* Led the Rangers in even strength goals (21), ranked second in goals, points (52), shots on goal, plus/minus rating (plus-four), and hits (159), and was tied for second in power play goals (seven)

- \* Named an alternate captain at the start of the season

- \* Skated in his 400th career NHL game (as well as his 400th career game as a Ranger) on Nov. 15 at NYI

- \* Tallied a goal on Mar. 29 vs. STL; registered his 50th point of the season, marking the second time he reached the 50-point plateau in his career

#### 2017-18

- \* Ranked second on the Rangers in power play goals (seven), tied for fourth in power play points (12), ranked sixth in points (37), and tied for sixth in goals (16) and assists (21)

- \* The Rangers posted a 17-8-3 record in games which he registered a point, including an 11-3-0 record in games which he tallied a goal

- \* Was named the Rangers' nominee for the Bill Masterton Trophy, which is awarded annually to the NHL player who "best exemplifies the qualities of perseverance, sportsmanship and dedication to hockey"

- \* At the time of his injury on Dec. 27, he led the Rangers in hits (75), was tied for the team lead in power play goals (five), ranked second in shots on goal (91), was tied for second in goals (11), and was

tied for fourth in points (22)

- \* Recorded his 100th career NHL assist, which was an assist on the game-winning goal, on Dec. 5 at PIT

- \* Tallied an assist, which was his 200th career NHL point, and posted a plus-one rating on Dec. 13 at OTT

- \* Registered his 100th career NHL goal on Dec. 15 vs. LAK

#### 2016-17

- \* Established career-highs in goals (28), points (53), power play assists (seven), and power play points (13), and tied his career-high in assists (25)

- \* Was one of five NHL players who registered at least 28 goals and 130 hits (Ovechkin, Simmonds, Pavelski, and Lee)

- \* Led the Rangers in goals, tied for the team lead in power play goals (six), tied for third in game-winning goals (four), and ranked fourth in points and shots on goal (186); also led the team in games with a goal (24)

- \* Tallied two points (one goal, one assist) and was assessed a fighting major on Jan. 17 vs. DAL; became the first Ranger to post a "Gordie Howe Hat Trick" since Dubinsky on Dec. 12, 2010

- \* Tied for the team lead in power play goals (one), ranked fourth in shots on goal (30) and hits (34), and tied for fourth in goals (three) in the playoffs

- \* Notched the lone assist on the game-winning goal in overtime in Game 5 of the First Round at MTL on Apr. 20

- \* Registered three goals in the Second Round against OTT; tied for the team lead in goals in the series

- \* Skated in his 74th career Stanley Cup Playoff game with the Rangers in Game 3 vs. OTT on May 2, moving into 10th place on the franchise's all-time playoff games played list

- \* Registered a goal, tied for the game-high with four hits, and recorded four shots on goal in Game 6 vs. OTT on May 9; tallied his 23rd career playoff goal with the Rangers, passing Vic Hadfield, Don Maloney, and Anders Hedberg for sole possession of seventh place on the franchise's all-time playoff goals list.

#### 2015-16

- \* Ranked second on the Rangers in hits (177), tied

for third in power play goals (five), ranked fourth in even strength goals (16), ranked fifth in goals (21) and even strength points (35), tied for fifth in points (43), and ranked sixth in shots on goal (158)

- \* Led the Rangers with 15 goals on the road

- \* Registered two points (one goal, one assist), including his 100th career NHL point, on Dec. 11 at EDM

- \* Notched an assist while skating in his 200th career NHL game on Dec. 12 at CGY

- \* Led the Rangers in hits (23), and tied for the team lead in goals (two), power play goals (one), and plus/minus rating (plus-one) in the playoffs

- \* Registered a goal in Game 5 of the First Round at PIT on Apr. 23; recorded his 20th career playoff goal with the Rangers, passing Walt Tkaczuk for sole possession of 10th place on the franchise's all-time playoff goals list.

#### 2014-15

- \* Established career-highs in games played (80), assists (25), plus/minus rating (plus-24), and game-winning goals (five)

- \* Was the only NHL player who recorded at least 20 goals, 40 or more points, a plus-20 or better rating, and 80 or more penalty minutes

- \* Led the Rangers in power-play goals (seven), ranked second in game-winning goals, tied for second in goals (21), ranked third in shots on goal (180), and tied for third in plus/minus rating

- \* Established a single-game career-high with two power play goals on Feb. 26 vs. ARI

- \* Established playoff career-highs in games played (19), goals (seven), shots on goal (38), shooting percentage (18.4%), hits (78), and average ice time (17:14), and tied a playoff career-high in game-winning goals (two)

- \* Ranked fourth in the NHL in hits, tied for seventh in game-winning goals, and tied for 11th in goals in the playoffs

- \* Led the Rangers in shooting percentage and hits, tied for the team lead in game-winning goals and power play goals (two), ranked second in goals, ranked fourth in shots on goal, and tied for sixth in points (nine)

- \* Registered the game-winning goal in Game 3 of the First Round at PIT on Apr. 20

- \* Led all skaters in goals (four) and tied for third

among all skaters in the series in points (four) in the Second Round against WSH

- \* Tallied the game-tying goal with 1:41 remaining in regulation in Game 5 vs. WSH on May 8

- \* Registered his first career NHL multi-goal game in the playoffs in Game 6 at WSH on May 10; became the first Ranger in franchise history who tallied a goal in both the first minute and last minute of a single period in a playoff game

- \* Posted a playoff career-high four-game point streak from Game 1 of the Eastern Conference Final vs. TBL on May 16 to Game 4 of the Eastern Conference Final at TBL on May 22.

#### 2013-14

- \* Ranked fifth among NHL rookies in goals (17), sixth in points (37), ninth in plus/minus rating (plus-14), and tied for second in power play goals (six)

- \* Led the team in plus/minus rating, ranked third in power play goals, and tied for fifth in goals

- \* Established playoff career-highs in assists (eight), points (13), power play goals (three), and power play points (five) while helping the Rangers advance to the Stanley Cup Final

- \* Led the Rangers in power play goals and shooting percentage (17.2%), tied for third on the team in assists, and tied for fourth in goals (five), points, and power play points in the playoffs

- \* Ranked second on the team in points and tied for second in goals and assists after his return to the lineup in Game 4 of the Second Round vs. PIT on May 7

- \* Registered 13 points (five goals, eight assists) in the team's final 14 playoff games

- \* Tied for the team lead in goals (three) and ranked second on the team in assists (five) and points (eight) in the Eastern Conference Final against MTL

- \* Tallied the game-tying goal at 19:31 of the third period in Game 3 vs. MTL on May 22

- \* Registered single-game playoff career-highs with three assists and four points, including three points (one goal, two assists) in the second period in Game 5 at MTL on May 27

- \* Tied for second on the team in assists (two) and points (three) in the Stanley Cup Final against LAK.

## 2012-13

\* Tallied three points (two goals, one assist) in 23 games with the Rangers

\* Made his NHL regular season debut in the Rangers' season opener on Jan. 19 at BOS

\* Notched his first career NHL regular season point with a goal on Feb. 5 at NJD

\* Recorded his first career NHL regular season assist on Feb. 7 vs. NYI

\* Recorded two points (one goal, one assist) in eight playoff games

\* Tallied the game-winning goal in overtime in Game 4 of the Eastern Conference Semifinals vs. BOS on May 23; became the sixth player in franchise history to score an overtime goal in a game which the Rangers faced elimination.

## 2011-12

\* Registered seven points (five goals, two assists) in 18 playoff games with the Rangers following the conclusion of his collegiate season

\* Established NHL records for most playoff goals (five) and playoff points (seven) by a player before skating in a regular season game

\* Tied for first among NHL rookies in goals and power play goals (two), tied for second in game-winning goals (two) and power play points (two), and ranked fourth in points during the playoffs

\* Made his NHL debut in Game 3 of the Eastern Conference Quarterfinals at OTT on Apr. 16

\* Became the first player to win an NCAA title and make his NHL debut in that year's playoffs since 1990 (John Byce – University of Wisconsin; Boston Bruins)

\* Tallied his first career professional point with the game-winning goal in Game 6 at OTT on Apr. 23

\* Notched his first career goal at Madison Square Garden, which was the game-winning goal, and registered his first career professional assist in Game 1 of the Eastern Conference Semifinals vs. WSH on Apr. 28; became the youngest Ranger to record two points in a playoff game since 1996 and the first Rangers rookie to register two game-winning goals in the playoffs since 1981

\* Tied for the series lead in goals (three) and power play goals (two) during the Eastern Conference Final against NJD

\* Posted a three-game goal/point streak from Game 1 vs. NJD on May 14 to May 19 at NJD (three goals, one assist)

\* Recorded two points (one goal, one assist), including an assist on the game-winning goal and a power play goal in the third period, in Game 1 vs. NJD on May 14.

## **AHL CAREER**

### 2013-14

\* Recorded four points (two goals, two assists) in six games with Hartford

\* Was tied for first on Hartford in power play goals (two), tied for third in goals, tied for fourth in points, and ranked second in shots on goal (16) in six games at the time he was recalled by the Rangers

\* Registered a point in four of the six games he played with the Wolf Pack, including each of his first three games of the season.

### 2012-13

\* Registered 23 points (12 goals, 11 assists) in 48 games with Connecticut

\* Was tied for sixth on Connecticut in goals and ranked third in power play goals (six) at the time he was recalled by the Rangers on Apr. 17

\* Tallied his first career AHL assist/point while making his AHL debut on Oct. 12 vs. Bridgeport

\* Registered two points (one goal, one assist), including his first career AHL goal, on Oct. 27 vs. Providence

\* Recorded two goals, including the game-winning goal, on Nov. 23 at Bridgeport

\* Posted a three-game goal/point streak from Mar. 1 vs. Bridgeport to Mar. 5 vs. Portland (four goals over the span); tallied a power play goal in each contest.

## **COLLEGE CAREER**

### 2011-12

\* Established collegiate career-highs in games played (44), goals (23), assists (22), points (45), and penalty minutes (66)

\* Led Boston College in goals and points

\* Captured his second NCAA Championship in three seasons with Boston College

\* Helped the Eagles capture their third consecutive Beanpot and Hockey East Tournament titles.



#### 2010-11

- \* Named MVP of the 2011 Beanpot Tournament.

#### 2009-10

- \* Led Boston College to its fourth NCAA National Championship

- \* Became the first hockey player to win a World Junior Championship gold medal, Collegiate Conference Playoff Championship and NCAA Championship in a single season

- \* Named to the Hockey East All-Rookie Team

- \* Helped the Eagles secure the 2010 Hockey East Championship

- \* Captured the 2010 Beanpot Tournament title with Boston College.

### **JUNIOR A CAREER**

#### 2008-09

- \* Recorded six points (four goals, two assists) in five games with the Valley Jr. Warriors in the Tier III Junior A Eastern Junior Hockey League (EJHL).

### **PREP SCHOOL CAREER**

#### 2008-09

- \* Registered 56 points (33 goals, 23 assists) in 26 games with Phillips Academy Andover

- \* Ranked sixth among all high school players in points per game (2.15).

#### 2007-08

- \* Recorded 41 points (26 goals, 15 assists) in 24 games with Phillips Academy Andover.

### **HIGH SCHOOL CAREER**

#### 2006-07

- \* Tallied 41 points (28 goals, 13 assists) in 20 games with Masconomet Regional High School.

#### 2005-06

- \* Registered 15 points (five goals, 10 assists) in 19 games with Masconomet Regional High School.

### **INTERNATIONAL CAREER**

#### 2019

- \* Registered four points (three goals, one assist) and posted a plus-four rating in eight games while representing the United States at the 2019 IIHF World Championship

- \* Tied for second on the United States in goals in the tournament

- \* Tallied his 20th career goal with Team USA (10 at the IIHF World Junior Championship and 10 at the IIHF World Championship) on May 18 against Denmark.

#### 2018

- \* Registered 10 points (four goals, six assists) and posted a plus-seven rating in 10 games while helping the United States earn a bronze medal at the 2018 IIHF World Championship

- \* Was named Team USA's Best Player of the Game in the Bronze Medal Game against Canada on May 20.

#### 2011

- \* Tied for second on Team USA in goals (two) and fifth in points (three) in seven games at the 2011 IIHF World Championship

- \* Helped Team USA earn a bronze medal at the 2011 IIHF World Junior Championship, as he led the United States - and tied for fifth and first in the tournament, respectively - in goals (four) and power play goals (three), tied for first in points (six) and second in shots on goal (20).

#### 2010

- \* Registered a goal and an assist, and posted a plus-three rating in six games at the 2010 IIHF World Championship

- \* Helped Team USA capture the gold medal at the 2010 IIHF World Junior Championship.

### **CAREER TRANSACTIONS**

- \* Selected by the Rangers in the first round, 19th overall, of the 2009 NHL Entry Draft.

## CAREER STATISTICS

SEASON	TEAM		REGULAR SEASON					PLAYOFFS				
			GP	G	A	PTS	PIM	GP	G	A	PTS	
2005-06	Masconomet	USHS-MA	19	5	10	15	-	-	-	-	-	-
2006-07	Masconomet	USHS-MA	20	28	13	41	-	-	-	-	-	-
2007-08	Andover	NEPSAC	24	26	15	41	-	-	-	-	-	-
2008-09	Andover	NEPSAC	26	33	23	56	10	-	-	-	-	-
	Valley Jr. Warriors	EJHL	5	4	2	6	-	-	-	-	-	-
2009-10	Boston College	NCAA	38	15	8	23	26	-	-	-	-	-
	United States	WC	6	1	1	2	0	-	-	-	-	-
	United States	WJC	7	6	1	7	2	-	-	-	-	-
2010-11	Boston College	NCAA	32	11	13	24	37	-	-	-	-	-
	United States	WC	7	2	1	3	6	-	-	-	-	-
	United States	WJC	6	4	2	6	0	-	-	-	-	-
2011-12	Boston College	NCAA	44	23	22	45	66	-	-	-	-	-
	RANGERS	NHL	-	-	-	-	-	18	5	2	7	6
2012-13	RANGERS	NHL	23	2	1	3	6	8	1	1	2	0
	Connecticut	AHL	48	12	11	23	73	-	-	-	-	-
2013-14	RANGERS	NHL	66	17	20	37	72	15	5	8	13	14
	Hartford	AHL	6	2	2	4	16	-	-	-	-	-
2014-15	RANGERS	NHL	80	21	25	46	88	19	7	2	9	14
2015-16	RANGERS	NHL	79	21	22	43	58	5	2	0	2	6
2016-17	RANGERS	NHL	75	28	25	53	58	12	3	1	4	18
2017-18	RANGERS	NHL	58	16	21	37	44	-	-	-	-	-
	United States	WC	10	4	6	10	2	-	-	-	-	-
2018-19	RANGERS	NHL	79	28	24	52	57	-	-	-	-	-
	United States	WC	8	3	1	4	2	-	-	-	-	-
2019-20	RANGERS	NHL	63	24	21	45	58	3	1	1	2	6
2020-21	RANGERS	NHL	50	20	10	30	34	-	-	-	-	-
2021-22	RANGERS	NHL	81	52	25	77	24	20	10	6	16	14
2022-23	RANGERS	NHL	79	36	18	54	26	7	6	3	9	0
NHL/NYR TOTALS			733	265	212	477	525	107	40	24	64	78

## STATISTICAL BREAKDOWN

SEASON	PPG	SHG	GWG	+/-	S	S%	TF	F%	H	BS	MIN
2012-13	0	0	0	-1	19	10.5	1	0.0	36	6	10:07
2013-14	6	0	0	14	136	12.5	19	42.1	146	18	15:44
2014-15	7	0	5	24	180	11.7	21	42.9	162	17	15:43
2015-16	5	0	3	10	158	13.3	6	83.3	177	33	15:57
2016-17	6	0	4	6	186	15.1	9	55.6	132	30	17:00
2017-18	7	0	0	-2	137	11.7	60	41.7	103	24	15:37
2018-19	7	0	2	4	201	13.9	72	37.5	159	49	17:24
2019-20	9	0	5	13	156	15.4	123	43.1	116	42	17:15
2020-21	11	0	4	-1	102	19.6	75	40.0	115	35	17:24
2021-22	26	3	11	19	258	20.2	137	48.9	141	39	18:44
2022-23	8	4	3	21	229	15.7	84	45.2	128	24	18:25
TOTALS	92	7	37	107	1,762	15.0	607	44.0	1,415	317	16:45

### CAREER HAT TRICKS (5)

DATE	OPPONENT	GOALTENDER
11/30/13	VAN	Luongo (2), Lack (1)
12/31/16	at COL	Pickard
2/24/21	at PHI	Elliott
3/4/21	at NJD	Blackwood
1/22/22	ARI	Vejmelka (2), Wedgewood

### ALL-STAR GAME SCORING

SEASON	TEAM	G	A
2019-20	Metropolitan Division	0	0
2021-22	Metropolitan Division	1	1

### RANGERS RECORDS

Most career playoff power play goals - 17

Most single-season power play goals - 26

Most single-season game-winning goals - 11

Most career playoff goals - 40

Most career penalty shot attempts - 4 (tied with Gaborik)

Consecutive games with a penalty shot attempt - 2

Fastest goal from the start of a period in a playoff game - 12 seconds (second period in Game 3 of the 2020 Qualifying Round vs. Carolina)

### NHL RECORDS

Only player in NHL history to record 50+ goals, 25+ power play goals, three+ shorthanded goals and 10+ game winning goals in the same season.

Career goals (5) and points (7) prior to playing a regular season game

### CAREER HIGHLIGHTS

#### CAREER HIGHS (LAST TIME)

GOALS	3 (5x), 1/22/22 vs. ARI
ASSISTS	3 (4x), 1/2/22 vs. TBL
POINTS	4 (2x), 1/22/22 vs. ARI (3G-1A)
PIM	20, 11/30/19 at NJD
SHOTS	8 (4x), 1/1/23 at FLA
PLUS/MINUS	3 (14x), 3/25/22 vs. PIT
ICE TIME	23:26, 10/21/21 at NSH
GOAL STREAK	6, 1/13/22 - 1/24/22 (9)
ASSIST STREAK	4 (2x), 3/9/17 - 3/17/17 (4)
POINT STREAK	7 (2x), 1/27/23 - 2/17/23 (5G-4A)

#### NHL FIRSTS

GAME	1/19/13 at BOS
GOAL	2/5/13 at NJD (Brodeur)
ASSIST	2/7/13 vs. NYI

#### CAREER PENALTY SHOTS (4)

DATE	OPPONENT	GOALTENDER (RESULT)
11/19/13	BOS	Rask (Save)
11/19/15	at TBL	Bishop (Save)
11/21/15	at FLA	Luongo (Save)
4/8/21	PIT	Jarry (Save)

### RANGERS AWARDS

Steven McDonald Extra Effort Award - 2021-22

Rod Gilbert "Mr. Ranger" Award - 2021-22

John Halligan Good Guy Award (Cooperation with Media) - 2019-20



# ALEXIS LAFRENIÈRE

LEFT WING

13

HEIGHT: 6'1" - WEIGHT: 194 - SHOOTS: LEFT - BORN: OCT. 11, 2001 - BIRTHPLACE: SAINT-EUSTACHE, QC

## PROFESSIONAL CAREER

### 2022-23

\* Set career highs in games played (81), points (39), and assists (23).

\* Tabbed three power play goals last season, one of six Rangers to reach the mark.

### 2021-22

\* Broke out for 19 goals and 12 assists for 31 points in his second NHL season

\* All 19 of his goals were even-strength, the second most on the Blueshirts

\* Had four game-winning goals, tied for the fourth most on New York

\* On Oct. 16 at MTL, became the first Quebec-born Ranger since Derick Brassard, on March 26, 2016, to score a goal against Montreal

\* On Jan. 3 vs. EDM, scored 20th goal of his career, making him the seventh winger in franchise history to get at least 20 career goals before their 21st birthday. Others: Don Murdoch (35), Mike Allison (33), Tomas Sandstrom (29), Alex Kovalev (29), Troy Mallette (24), Kaapo Kakko (24)

\* Played in his 100th career game on Jan. 30 vs. SEA

\* Recorded his 50th career point on Apr. 23 at BOS

\* In G3 of First Round, notched his first career playoff point. The last Rangers skater younger than Lafrenière (20 years, 208 days) to record a playoff point was Steven Rice (19 years, 322 days) in Game 6 of 1991 Division Semifinals

\* Became the 11th Rangers player to score a postseason goal before age 21 and the first to do so since Chris Kreider with goal in G4 of First Round

\* With assist in G1 of Second Round, became the fourth player in Rangers history to collect at least five points in a single postseason at age 20 or younger, joining Don Maloney (7G-13A—20 PTS in 1979), Niklas Sundstrom (4G-3A—7 PTS in 1996)

and Rod Gilbert (2G-3A—5 PTS in 1962)

\* His nine playoff points surpassed Niklas Sundstrom (7 in 11 GP) for the second most career playoff points by a Rangers player age 20 or younger. Don Maloney (20 in 18 GP) is the only such skater with more.

### 2020-21

\* Registered 21 points (12 goals, nine assists) in 56 games in his rookie season with the Rangers

\* Was one of three players who skated in each of the Rangers' 56 games during the season (Strome and Zibanejad); became the first teenager to skate in each of the Blueshirts' games in one season in franchise history

\* His 12 goals were the third-most by a teenager with the Rangers in one season in franchise history (Allison – 24 in 1980-81; Kovalev – 15 in 1992-93) and were tied for the third-most career goals by a teenager with the Rangers in franchise history

\* Tied for first among NHL teenagers in goals and ranked third among NHL teenagers in points

\* Tied for first among NHL rookies in game-winning goals (four), tied for fourth in 5-on-5 goals (11), tied for fifth in even strength goals (12), tied for sixth in even strength points (21), and tied for seventh in goals

\* Ranked second on the Rangers in 5-on-5 goals, and tied for second in even strength goals and game-winning goals

\* The Rangers posted a 15-4-0 record in games which he tallied a point, including a 10-2-0 record in games which he notched a goal

\* Made his NHL/Rangers debut on Jan. 14 vs. NYI

\* Tallied his first career NHL goal/point, which was the game-winning goal in overtime, and registered four shots on goal on Jan. 28 at BUF; became the fourth player in franchise history whose first career NHL goal was the game-



winning goal in overtime (Thompson – Nov. 30, 1926; Nemchinov – Oct. 5, 1991; Zuccarello – Jan. 5, 2011) ... Tied for game-highs with five hits and two takeaways on Feb. 8 vs. NYI

## **JUNIOR CAREER**

### 2019-20

\* Registered 112 points (35 goals, 77 assists) and a plus-41 rating in 52 games with Rimouski

\* Named the Canadian Hockey League (CHL) Player of the Year as the best player in the three Canadian Major Junior Hockey Leagues (OHL, QMJHL, WHL) for the second consecutive season; became the second player to be named CHL Player of the Year twice (along with Sidney Crosby)

\* Received the Mike Bossy Trophy as the QMJHL's Best Professional Prospect, the Michel Briere Trophy as the QMJHL's Most Valuable Player, the Jean Beliveau Trophy as the QMJHL's leader in points, and the Paul Dumont Trophy as the QMJHL's Personality of the Year (which recognizes an individual who had a positive media impact and helped improve the league's image during a season); was also named to the QMJHL's First All-Star Team

\* Established QMJHL career-highs in points and assists

\* Led the QMJHL in points and assists, tied for fifth in the league in shots on goal (261), ranked eighth in the QMJHL in plus/minus rating, and tied for 10th in the league in goals

\* Averaged 2.15 points per game during the season (112 points in 52 games), became the first QMJHL player to average at least 2.15 points per game in a season (min. 20 games played) since Jonathan Drouin in 2013-14 (2.35), as well as the first player in the CHL to average at least 2.15 points per game in a season (min. 20 games played) since Connor McDavid in 2014-15 (2.55)

\* Served as Rimouski's captain.

### 2018-19

\* Registered 105 points (37 goals, 68 assists) and established a QMJHL career-high with a plus-52 rating in 61 games with Rimouski

\* Named the CHL Player of the Year, received the Michel Briere Trophy as the QMJHL's Most Valuable Player, and the Paul Dumont Trophy as the QMJHL's Personality of the Year; was also named to the QMJHL's First All-Star Team

\* Ranked second in the QMJHL in assists, tied for second in points, tied for fourth in game-winning goals (eight), and ranked ninth in plus/minus

rating

\* Represented the QMJHL All-Stars in the 2018 Canada Russia Series

\* Established QMJHL playoff career-highs in several categories, including games played (13), goals (nine), assists (14), points (23), and plus/minus rating (plus-10)

\* Ranked second in the QMJHL in points per game (1.77), tied for fifth in assists, ranked seventh in points, tied for seventh in goals, and tied for 10th in plus/minus rating in the playoffs; led Rimouski in goals and points, and tied for the team lead in assists in the playoffs.

### 2017-18

\* Registered 80 points (42 goals, 38 assists) and a plus-35 rating in 60 games in his rookie season in the QMJHL with Rimouski; established a QMJHL career-high in goals

\* Named the CHL Rookie of the Year and the QMJHL Rookie of the Year, and also received the Michel Bergeron Trophy as the QMJHL Offensive Rookie of the Year

\* Named to the QMJHL's All-Rookie Team and the QMJHL's First All-Star Team

\* His 42 goals were the most by a QMJHL player in his U17 season or younger since Sidney Crosby (54 in 2003-04); became the fifth player in the CHL since 2003-04 to register 40 or more goals in a season while playing in his U17 season or younger (along with Crosby, John Tavares, Taylor Hall, and Steven Stamkos)

\* Ranked sixth in the QMJHL in goals and ranked ninth in the league in points ... Led Rimouski in goals and points ... Tallied seven points (four goals, three assists) in seven playoff games.

## **MIDGET CAREER**

### 2016-17

\* Recorded 83 points (33 goals, 50 assists) and a plus-34 rating in 36 games with the Saint-Eustache Vikings of the Ligue de hockey Midget AAA du Quebec (QMAAA)

\* Named the QMAAA Most Valuable Player, received the Mario Lemieux Trophy as the QMAAA's Top Prospect, and was named to the QMAAA First All-Star Team

\* Led the QMAAA in several categories, including goals, assists, and points

\* Recorded five points (one goal, four assists) in five playoff games. 2015-16



\* Skated in two games with the Mille-Iles Seigneurs Midget Espoir in the Ligue de Hockey d'Excellence du Quebec (QMEAA).

## **BANTAM CAREER**

### 2015-16

\* Tallied 69 points (35 goals, 34 assists) in 26 games with the Mille-Iles Seigneurs Bantam AAA in the Quebec Bantam AAA Hockey League (QBAAA)

\* Helped Mille-Iles win the Coupe Dodge (the Quebec Provincial Hockey Championship) as league champions

\* Led the QBAAA in several categories, including goals, assists, and points.

### 2014-15

\* Recorded 19 points (12 goals, seven assists) in 27 games with Mille-Iles Seigneurs U15 AAA team in the QBAAA.

## **INTERNATIONAL CAREER**

### 2020

\* Registered 10 points (four goals, six assists) in five games while helping Canada win a gold medal at the 2020 IIHF World Junior Championship

\* Received several awards in the tournament; was named the tournament's Most Valuable Player and Best Forward, was named to the tournament's All-Star Team, and was named one of the Top Three Players on his Team.

### 2019

\* Tallied one goal and posted a plus-three rating

in five games while representing Canada at the 2019 IIHF World Junior Championship.

### 2018

\* Recorded 11 points (five goals, six assists) in five games while helping Canada win a gold medal at the 2018 Hlinka Gretzky Cup

\* Served as Canada's captain in the tournament

\* Tied for first among all skaters in the tournament in points and tied for second among all skaters in the tournament in goals

\* Tallied six points (four goals, two assists) and posted a plus-three rating in five games at the 2018 IIHF U18 World Championship

\* Tied for the team lead in points in the tournament.

### 2017

\* Registered six points (three goals, three assists) in six games while helping Canada-Red earn a silver medal at the 2017 World U17 Hockey Challenge

\* Was named to the tournament All-Star Team

\* Helped Team Green win the U17 Development Camp Tournament Championship.

## **CAREER TRANSACTIONS**

\* Selected by the Rangers in the first round, first overall, of the 2020 NHL Entry Draft.

## CAREER STATISTICS

SEASON TEAM			REGULAR SEASON					PLAYOFFS				
			GP	G	A	PTS	PIM	GP	G	A	PTS	PIM
2014-15	Mille-Iles Seigneurs	QBAAA	27	12	7	19	23	-	-	-	-	-
2015-16	Mille-Iles Seigneurs	QBAAA	26	35	34	69	39	-	-	-	-	-
	Mille-Iles Seigneurs	QMEAA	2	0	0	0	0	-	-	-	-	-
2016-17	Saint-Eustache	QMAAA	36	33	50	83	34	5	1	4	5	2
2017-18	Rimouski	QMJHL	60	42	38	80	54	7	4	3	7	12
	Canada-Red	WHC-17	6	3	3	6	0	-	-	-	-	-
	Canada	WJC-18	5	4	2	6	2	-	-	-	-	-
2018-19	Rimouski	QMJHL	61	37	68	105	72	13	9	14	23	14
	Canada	WJC	5	1	0	1	2	-	-	-	-	-
2019-20	Rimouski	QMJHL	52	35	77	112	50	-	-	-	-	-
	Canada	WJC	5	4	6	10	4	-	-	-	-	-
2020-21	RANGERS	NHL	56	12	9	21	8	-	-	-	-	-
2021-22	RANGERS	NHL	79	19	12	31	37	20	2	7	9	11
2022-23	RANGERS	NHL	81	16	23	39	33	7	0	0	0	0
NHL/NYR TOTALS			216	47	44	91	78	27	2	7	9	11

### STATISTICAL BREAKDOWN

SEASON	PPG	SHG	GWG	+/-	S	S%	TF	F%	H	BS	MIN
2020-21	0	0	4	-7	67	17.9	31	41.9	43	11	13:53
2021-22	0	0	4	2	110	17.3	48	29.2	108	26	13:59
2022-23	3	0	2	10	135	11.9	76	36.8	141	28	15:13
TOTALS	3	0	10	5	312	15.1	155	35.5	292	65	14:25

### CAREER HIGHLIGHTS

CAREER HIGHS (LAST TIME)	
GOALS	2 (2x), 3/4/23 at BOS
ASSISTS	2 (5x), 3/28/23 vs. CBJ
POINTS	2 (16x), 3/28/23 vs. CBJ (2A)
PIM	7, 2/23/23 at DET
SHOTS	5 (3x), 10/14/22 at WPG
PLUS/MINUS	3 (3x), 3/25/23 at FLA
ICE TIME	21:21, 1/12/23 vs. DAL
GOAL STREAK	2 (8x), 3/4/23 - 3/9/23
ASSIST STREAK	4, 3/17/22 - 3/22/22 (4)
POINT STREAK	6, 3/17/22 - 3/27/22 (2G-5A)

NHL FIRSTS	
GAME	1/14/21 vs. NYI
GOAL	1/28/21 at BUF (Ullmark)
ASSIST	2/26/21 vs. BOS



# JAKE LESCHYSHYN CENTER

15

HEIGHT: 5'11" - WEIGHT: 198 - SHOOTS: LEFT - BORN: MAR. 10, 1999 - BIRTHPLACE: RALEIGH, NC

## PROFESSIONAL CAREER

### 2022-23

\* Played in 13 games for the Rangers after being claimed off waivers from Vegas on January 11, 2022.

\* Skated in 22 games Golden Knights and at time of release, his 10.80 hits per 60 ranked fourth on Vegas.

\* Accumulated five goals and 10 assists for 15 points in 18 games with Hartford last season.

\* Notched three points (2G-1A) in five Calder Cup Playoff games with Hartford.

### 2021-22

\* Skated in career-high 41 NHL games with Vegas, scoring six points (2G-4A).

\* Made NHL debut on October 14, 2021, and scored first career NHL goal on November 13, 2021 against Vancouver.

\* Appeared in 34 games with Henderson of the AHL, notching 27 points (14G-13A).

### 2020-21

\* Tallied eleven points (6G-5A) in 39 games with Henderson. Scored in Silver Knights' first-ever game on 2/6/21, the first goal in franchise history (1:41 of 2nd period).

### 2019-20

\* Appeared in 61 games as AHL rookie with Chicago Wolves, scoring eight points (4G-4A).

\* Scored first career AHL goal on Oct. 26, 2019.

### 2018-19

\* Made AHL debut on April 7, 2017 with the Chicago and played in five games (3 regular season and 2 in playoffs).

## AMATEUR CAREER

### 2018-19

\* Served as captain of Regina in the Western Hockey League (WHL), skating in 24 games with the club and scoring 32 points (16G-16A).

\* Traded to Lethbridge on November 20, 2018.

\* Scored 49 points (24G-25A) in 44 games with Lethbridge. Added ten points (6G-4A) in seven WHL Playoff Games.

### 2017-18

\* Tabbed 40 points (17G-23A) in 64 games with Regina as assistant captain.

## TRANSACTIONS

\* Drafted by the Golden Knights in the second round, 62nd overall, of the 2017 NHL Draft.

\* Claimed off waivers by Rangers from Vegas, January 11, 2023.



CAREER STATISTICS

SEASON	TEAM	LEAGUE	REGULAR SEASON					PLAYOFFS				
			GP	G	A	PTS	PIM	GP	G	A	PTS	PIM
2016-17	Regina	WHL	47	17	23	40	22	-	-	-	-	-
2017-18	Regina	WHL	64	18	22	40	67	7	3	2	5	2
2018-19	Regina	WHL	24	16	16	32	18	-	-	-	-	-
	Lethbridge	WHL	44	24	25	49	30	7	6	4	10	2
	Chicago	AHL	3	0	0	0	0	2	0	0	0	0
2019-20	Chicago	AHL	61	4	4	8	20	-	-	-	-	-
2020-21	Henderson	AHL	39	6	5	11	38	5	0	0	0	5
2021-22	Golden Knights	NHL	41	2	4	6	8	-	-	-	-	-
	Henderson	AHL	34	14	13	27	24	2	0	0	0	2
2022-23	Golden Knights	NHL	22	0	0	0	8	-	-	-	-	-
	RANGERS	NHL	13	0	0	0	0	-	-	-	-	-
	Hartford	AHL	18	5	10	15	8	5	2	1	3	2
	NHL TOTALS		76	2	4	6	16	-	-	-	-	-
	RANGERS TOTALS		13	0	0	0	0	-	-	-	-	-

STATISTICAL BREAKDOWN

SEASON	PPG	SHG	GWG	+/-	S	S%	TF	F%	H	BS	MIN
2021-22	0	0	0	-2	35	5.7	265	46.0	45	11	11:18
2022-23	0	0	0	-10	31	0.0	233	50.6	55	23	9:08
TOTALS	0	0	0	-12	66	3.0	498	48.2	100	34	10:18

CAREER HIGHLIGHTS

CAREER HIGHS (LAST TIME)	
GOALS	1 (2x), 4/9/22 vs. ARI
ASSISTS	1 (4x), 3/15/22 at WPG
POINTS	2, 11/13/21 vs. VAN (1G-1A)
PIM	4, 11/6/21 at MTL
SHOTS	5, 4/9/22 vs. ARI
PLUS/MINUS	2, 11/20/21 vs. CBJ
ICE TIME	15:15, 11/9/21 vs. SEA
GOAL STREAK	N/A
ASSIST STREAK	2, 11/18/21 - 11/20/21
POINT STREAK	2, 11/18/21 - 11/20/21 (2A)

NHL FIRSTS	
GAME	10/14/21 at LAK
GOAL	4/9/22 vs. ARI (Vejmelka)
ASSIST	11/13/21 vs. VAN



## RYAN LINDGREN DEFENSEMAN

55

HEIGHT: 6'0" - WEIGHT: 193 - SHOOTS: LEFT - BORN: FEB. 11, 1998 - BIRTHPLACE: BURNSVILLE, MN

### PROFESSIONAL CAREER

#### 2022-23

\* Recorded a career-high in assists (17) and points (18) in 63 games, while notching a team-high plus-29 rating.

\* Named the winner of the 2022-23 Steven McDonald Extra Effort Award, third defenseman to win award.

\* Named the winner of the Players' Player Award, as voted on by his teammates.

\* On November 30 at Ottawa, Lindgren recorded a career-high threeassist/point game and at the time became the fifth different Rangers defensemen since 2015-16 to record a three-assist game (Fox, McDonagh, Pionk, Skjei).

#### 2021-22

\* Recorded 11 assists and a career high four goals for 15 points in 78 games, the most GP in his career

\* Ranked second on New York in blocked shots (141) and first among Rangers defensemen in SH TOI (174:16)

\* Scored his first goal of the season on Oct. 23 at OTT

\* Recorded his first career GWG on Nov. 21 vs BUF, with .07 seconds to play. Became 4th player in team history to score a game-winning goal in the final second

\* Played in his 150th career game on Jan. 10 at LAK

\* Had two goals and three assists for five points in 17 playoff games

\* Scored first career playoff goal in G5 of First Round.

#### 2020-21

\* Established career-highs in several categories, including assists (15), points (16), plus/minus rating (plus-20), and hits (98)

\* Named the winner of the Players' Player Award,

which is given annually to the Ranger who, as selected by his teammates, "best exemplifies what it means to be a team player"

\* Ranked fourth in the NHL (min. 115:00 of shorthanded ice time) in power play goals against per 60 minutes of shorthanded ice time (4.22)

\* Tied for second among NHL defensemen in penalties drawn (17; only trailed Smith - 25)

\* Tied for 13th among NHL defensemen in plus/minus rating

\* Was one of eight NHL players who recorded at least 95 hits, 50 blocked shots, and 19 takeaways

\* Led the Rangers in plus/minus rating, and ranked fourth in average even strength ice time (17:23), hits, and blocked shots (50)

\* Ranked second among Rangers defensemen in points and assists

\* Drew four penalties on Jan. 16 vs. NYI; the four penalties drawn were tied for the most in one game by a Rangers player since the NHL began to track the statistic in 2009-10

\* Was not on the ice for a power play goal against in 20 consecutive games from Jan. 24 at PIT to Mar. 9 at PIT (51:30 of shorthanded ice time over the span)

\* Tied single-game career-highs with two assists and two points, recorded his first career NHL shorthanded assist/point, and posted a plus-two rating while skating in his 100th career NHL game on Mar. 30 vs. WSH

#### 2019-20

\* Registered 14 points (one goal, 13 assists) and a plus-16 rating in 60 games in his rookie season in the NHL

\* Tied for fourth among NHL rookies in plus/minus rating





\* Led NHL defensemen in penalties drawn (25)

\* Led NHL rookies in penalties drawn; drew more penalties than any other Rangers rookie since the NHL began to track the statistic in 2009-10

\* Tied for fourth on the Rangers (ranked second among team defensemen) in plus/minus rating, ranked fifth in blocked shots (70), and ranked sixth in hits (94)

\* Tallied his first career NHL assist/point and posted a plus-two rating while skating in his first NHL game of the season on Oct. 29 vs. TBL

\* Recorded his first career NHL goal on Nov. 10 vs. FLA

\*Tallied one assist in three playoff games

\* Notched his first career playoff assist/point while making his playoff debut in Game 1 of the Qualifying Round at CAR on Aug. 1.

#### 2018-19

\* Skated in five games with the Rangers

\* The Rangers posted a 4-0-1 record when he was in the lineup

\* Recorded three hits and registered three blocked shots in 15:22 of ice time while making his NHL/Rangers debut on Jan. 15 vs. CAR

### **AHL CAREER**

#### 2019-20

\* Registered two points (one goal, one assist) and a plus-eight rating in nine games with Hartford prior to being recalled by the Rangers on Oct. 28

\* Was tied for fifth in the AHL in plus/minus rating at the time he was recalled.

#### 2018-19

\* Registered 12 assists and 92 penalty minutes in 63 games with Hartford as of the conclusion of the Rangers' season on Apr. 6; was assigned to Hartford on Apr. 7

\* Was tied for 10th among AHL defensemen in penalty minutes, and was also tied for first among all AHL rookies in penalty minutes, at the time he was recalled by the Rangers on Apr. 4

\* Ranked sixth among AHL defensemen who were in their U21 season or younger in games played at the time he was recalled on Apr. 4

#### 2017-18

\* Registered four points (two goals, two assists) and posted a plus-four rating in 10 games

with Hartford following the conclusion of his collegiate season

\* Made his AHL debut on Mar. 24 vs. Hershey

\* Tallied two points (one goal, one assist), including his first career AHL goal, assist, and point, and recorded his first career AHL game-winning goal while skating in his second career AHL game on Mar. 25 at Hershey.

### **COLLEGE CAREER**

#### 2017-18

\* Established collegiate career-highs in several categories, including games played (35), goals (two), assists (seven), and points (nine)

\* Named an Honorable Mention for the Big Ten All-Star Team for the second consecutive season

\* Served as an alternate captain for the University of Minnesota in his sophomore year

#### 2016-17

\* Established collegiate career-highs in plus/minus rating (plus-nine) and penalty minutes (65)

\* Named to the Big Ten All-Rookie Team and was named an Honorable Mention for the Big Ten All-Star Team

\* Helped the University of Minnesota win the Big Ten Regular Season Championship.

### **USDP CAREER**

#### 2015-16

\* Registered 25 points (six goals, 19 assists) in 61 regular season games with the U.S. National U18 Team

\* Served as the captain of the U.S. National U18 Team

\* Recorded 12 points (four goals, eight assists) in 25 United States Hockey League (USHL) contests with Team USA.

#### 2014-15

\* Recorded 19 points (three goals, 16 assists) and 85 penalty minutes in 55 games with the U.S. National U17 Team

\* Served as the captain of the U.S. National U17 Team

\* Registered 13 points (three goals, 10 assists) in 35 USHL games with Team USA.

## **HIGH SCHOOL CAREER**

### 2013-14

\* Registered 15 points (three goals, 12 assists) and 80 penalty minutes in 51 games in his third season with Shattuck-St. Mary's

\* Helped Shattuck-St. Mary's capture the 2014 Tier 1 Boys 18 and Under National Championship.

### 2012-13

\* Tallied 88 points (24 goals, 64 assists) in 55 games with Shattuck-St. Mary's.

### 2011-12

\* Recorded 69 points (18 goals, 51 assists) in 74 games with Shattuck-St. Mary's.

## **INTERNATIONAL CAREER**

### 2018

\* Tallied one assist in seven games while helping the United States earn a bronze medal at the 2018 IIHF World Junior Championship

\* Served as an alternate captain in the tournament.

### 2017

\* Registered one assist and posted a plus-four

rating in seven games while helping the United States capture a gold medal at the 2017 IIHF World Junior Championship.

### 2016

\* Recorded five points (two goals, three assists) and posted a plus-five rating in seven games while helping the United States earn a bronze medal at the 2016 IIHF U18 World Championship

\* Served as Team USA's captain in the tournament.

### 2014

\* Tallied one assist in six games while helping the United States earn a silver medal at the 2014 World U17 Hockey Challenge

\* Served as Team USA's captain in the tournament.

## **CAREER TRANSACTIONS**

\* Selected by Boston in the second round, 49th overall, of the 2016 NHL Entry Draft.

\* Traded to Rangers by Boston with Ryan Spooner, Matt Beleskey, Boston's 1st round pick in 2018 NHL Draft and Boston's 7th round pick in 2019 NHL Draft for Rick Nash, February 25, 2018.

## CAREER STATISTICS

SEASON	TEAM	LEAGUE	REGULAR SEASON					PLAYOFFS				
			GP	G	A	PTS	PIM	GP	G	A	PTS	PIM
2011-12	Shattuck-St. Mary's	USHS-MN	74	18	51	69	65	-	-	-	-	-
2012-13	Shattuck-St. Mary's	USHS-MN	55	24	64	88	68	-	-	-	-	-
2013-14	Shattuck-St. Mary's	USHS-MN	51	3	12	15	80	-	-	-	-	-
2014-15	U.S. Nat'l U17 Team	USDP	55	3	16	19	85	-	-	-	-	-
	Team USA	USHL	35	3	10	13	65	-	-	-	-	-
	United States	WHC-17	6	0	1	1	4	-	-	-	-	-
2015-16	U.S. Nat'l U18 Team	USDP	61	6	19	25	60	-	-	-	-	-
	Team USA	USHL	25	4	8	12	16	-	-	-	-	-
	United States	WJC-18	7	2	3	5	4	-	-	-	-	-
2016-17	Univ. of Minnesota	NCAA	32	1	6	7	65	-	-	-	-	-
	United States	WJC	7	0	1	1	0	-	-	-	-	-
2017-18	Univ. of Minnesota	NCAA	35	2	7	9	51	-	-	-	-	-
	Hartford	AHL	10	2	2	4	23	-	-	-	-	-
	United States	WJC	7	0	1	1	2	-	-	-	-	-
2018-19	RANGERS	NHL	5	0	0	0	8	-	-	-	-	-
	Hartford	AHL	65	0	12	12	94	-	-	-	-	-
2019-20	RANGERS	NHL	60	1	13	14	47	3	0	1	1	0
	Hartford	AHL	9	1	1	2	6	-	-	-	-	-
2020-21	RANGERS	NHL	51	1	15	16	35	-	-	-	-	-
2021-22	RANGERS	NHL	78	4	11	15	48	17	2	3	5	10
2022-23	RANGERS	NHL	63	1	17	18	45	7	1	1	2	6
NHL/NYR TOTALS			257	7	56	63	183	27	3	5	8	16

## STATISTICAL BREAKDOWN

SEASON	PPG	SHG	GWG	+/-	S	S%	TF	F%	H	BS	MIN
2018-19	0	0	0	-6	8	0.0	0	0.0	11	9	14:35
2019-20	0	0	0	16	47	2.1	0	0.0	94	70	16:34
2020-21	0	0	0	20	65	1.5	0	0.0	98	50	20:00
2021-22	0	0	1	18	73	5.5	0	0.0	129	141	20:06
2022-23	0	1	0	29	75	1.3	0	0.0	68	92	18:50
TOTALS	0	1	1	77	268	2.6	0	0.0	400	362	18:50

## CAREER HIGHLIGHTS

### CAREER HIGHS (LAST TIME)

GOALS	2, 1/8/22 at ANA
ASSISTS	3, 11/30/22 at OTT
POINTS	3, 11/30/22 at OTT (3A)
PIM	7, 11/12/22 at NSH
SHOTS	5, 2/17/23 at EDM
PLUS/MINUS	5, 1/23/23 vs. FLA
ICE TIME	24:31, 4/20/21 at NYI
GOAL STREAK	N/A
ASSIST STREAK	3, 2/20/21 - 2/26/21 (4)
POINT STREAK	3, 2/20/21 - 2/26/21 (4A)

## NHL FIRSTS

GAME	1/15/19 vs. CAR
GOAL	11/10/19 vs. FLA (Montembeault)
ASSIST	10/29/19 vs. TBL

## RANGERS AWARDS

Steven McDonald Extra Effort Award - 2022-23  
 Players' Player Award - 2020-21, 2022-23



# CONNOR MACKEY

## DEFENSEMAN

14

HEIGHT: 6'3" - WEIGHT: 204 - SHOOTS: LEFT - BORN: SEP 12, 1996 - BIRTHPLACE: TOWER LAKES, IL

### PROFESSIONAL CAREER

#### 2022-23

\* Compiled three goals and four assists for seven points in 30 games between the Calgary Flames and Arizona Coyotes in 2022-23.

\* Recorded 61 hits and 29 blocked shots in those 30 contests.

#### 2021-22

\* Scored 36 points (5G-31A) in 53 games with Stockton Heat of the American Hockey League (AHL).

\* Finished seventh overall in scoring on the Heat and tops among defensemen.

\* Plus-15 rating was second among Heat defensemen and tied for fourth overall on the club.

\* Appeared in three games with Calgary, tallying one assist.

#### 2020-21

\* Appeared in six games with the Flames, recording three points (1G-2A).

\* Made NHL debut February 13, 2021 at Vancouver.

\* Registered 16 points (3 G-13A) in 27 games with Stockton.

\* Was named to the AHL Canadian Division All-Star Team.

### AMATEUR CAREER

\* Prior to turning pro, played three seasons at Minnesota State University, recording 18 goals and 43 assists for 61 points in 118 games.

\* Named a WCHA First Team All-Star and an NCAA West Second Team All-American following the 2019-20 season.

\* Won the 2019 WCHA Championship and three-time (2017-18, 2018-19, 2019-20) regular season WCHA Champion

\* Led USHL in assists (41) and points (47) by a defenseman during the 2016-17 season with the Green Bay Gamblers.

\* Named the 2016-17 USHL Defenseman of the Year and named a First Team All-Star.

### INTERNATIONAL CAREER

\* Represented the United States at the 2023 and 2021 World Championship.

\* Won Bronze w/ Team USA at 2021 IIHF World Championships

### TRANSACTIONS

\* Signed as a free agent by Calgary, March 20, 2020.

\* Traded to Arizona by Calgary with Brett Ritchie for Troy Stecher and Nick Ritchie, March 3, 2023.

\* Signed as a free agent by Rangers, July 1, 2023



## CAREER STATISTICS

SEASON	TEAM	LEAGUE	REGULAR SEASON					PLAYOFFS				
			GP	G	A	PTS	PIM	GP	G	A	PTS	PIM
2015-16	Green Bay	USHL	29	1	1	2	62	2	0	0	0	2
2016-17	Green Bay	USHL	60	6	41	47	93	-	-	-	-	-
2017-18	Minnesota State	NCAA	40	4	8	12	40	-	-	-	-	-
2018-19	Minnesota State	NCAA	42	7	18	25	55	-	-	-	-	-
2019-20	Minnesota State	NCAA	36	7	17	24	29	-	-	-	-	-
2020-21	Flames	NHL	6	1	2	3	20	-	-	-	-	-
	Stockton	AHL	27	3	13	16	33	-	-	-	-	-
	USA	WC	7	0	1	1	2	-	-	-	-	-
2021-22	Flames	NHL	3	0	1	1	2	-	-	-	-	-
	Stockton	AHL	53	5	31	36	83	7	1	3	4	4
2022-23	Flames	NHL	10	2	1	3	9	-	-	-	-	-
	Coyotes	NHL	20	1	3	4	39	-	-	-	-	-
	USA	WC	10	1	2	3	8	-	-	-	-	-
NHL TOTALS			39	4	7	11	70	-	-	-	-	-

## STATISTICAL BREAKDOWN

SEASON	PPG	SHG	GWG	+/-	S	S%	TF	F%	H	BS	MIN
2020-21	0	0	0	3	4	25.0	0	0.0	8	0	14:10
2021-22	0	0	0	-1	4	0.0	0	0.0	4	1	13:35
2022-23	0	0	0	-4	31	9.7	0	0.0	61	29	14:03
TOTALS	0	0	0	-2	39	10.3	0	0.0	73	30	14:02

## CAREER HIGHLIGHTS

### CAREER HIGHS (LAST TIME)

GOALS	2, 12/16/22 vs. STL
ASSISTS	1 (7x), 4/3/23 at SEA
POINTS	2, 12/16/22 vs. STL (2G)
PIM	10, 4/3/23 at SEA
SHOTS	3 (4x), 4/6/23 at SEA
PLUS/MINUS	2 (2x), 4/13/23 vs. VAN
ICE TIME	20:00, 4/6/23 at SEA
GOAL STREAK	N/A
ASSIST STREAK	2, 3/5/23 - 3/7/23
POINT STREAK	2, 3/5/23 - 3/7/23 (2A)

### NHL FIRSTS

GAME	2/13/21 at VAN
GOAL	5/19/21 vs. VAN (Holtby)
ASSIST	2/15/21 at VAN



## K'ANDRE MILLER

### DEFENSEMAN

79

HEIGHT: 6'5" - WEIGHT: 210 - SHOOTS: LEFT - BORN: JAN. 21, 2000 - BIRTHPLACE: ST. PAUL, MN

#### PROFESSIONAL CAREER

##### 2022-23

\* Established career-highs in goals (9), assists (34) and points (43), ranking second among Blueshirts defensemen in all three categories.

\* Among NHL defensemen that collected 149-plus minutes of shorthanded time on-ice, ranked third in PP GA/60 with a 4.43 mark.

\* 61 takeaways were the fifth most among NHL defensemen last season.

\* On March 19 against Nashville, recorded most points by a NYR d-man in a period (first period - 4).

##### 2021-22

\* Set career highs in goals (seven), assists (13), points (20), and games played (82)

\* Was the only Ranger to skate in all 82 games

\* Ranked third on the team in plus/minus rating (23), TOI/GP (20:36), takeaways (59), and third among defensemen in goals, assists, and points

\* Tallied fourth most hits (151) for New York

\* Recorded two game-winning goals (Jan. 30 vs SEA, Mar. 27 vs BUF) and one game-deciding goal in his first shootout attempt (Feb. 15 vs BOS)

\* Playing in his first NHL game in his home state of Minnesota on Mar. 8, recorded five hits, matching his career high

\* In G1 of the First Round, led the Rangers with 45:08 minutes of time on ice, the third highest TOI in franchise history behind Ryan McDonagh (53:17) and Marc Staal (49:34) – both on May 2, 2012 at Washington

\* Tallied two points in G2 of First Round, becoming the first Blueshirts defenseman since Ryan McDonagh on April 29, 2017 at Ottawa to record a multi-point game in the playoffs

\* At 22 years, 114 days, scored his first career playoff goal and became the second-youngest

defenseman in Rangers history to score in a Game 7, behind only Michael Del Zotto who scored in the 2012 Conference Semifinals (21 years, 323 days).

##### 2020-21

\* Registered 12 points (five goals, seven assists) and a plus-nine rating in 53 games in his rookie season with the Rangers

\* Named to the NHL's All-Rookie Team

\* Averaged 21:07 of ice time per game, which was the most by a Rangers rookie in a season (min. 30 games played) since the NHL began to track ice time in 1997-98

\* Logged at least 20:00 of ice time in 42 games during the season; the 42 games with at least 20:00 of ice time were the most among NHL rookies during the season and were the second-most by a Rangers rookie since the league began to track ice time in 1997-98 (Tyutin – 56)

\* Ranked sixth among NHL defensemen in takeaways (33)

\* Was one of three NHL players who recorded at least 90 hits, 75 blocked shots, and 30 takeaways (Weegar and Ferraro)

\* Ranked second among NHL rookies in average ice time and average even strength ice time (18:25), and tied for fifth in plus/minus rating

\* Led NHL rookie defensemen in goals, tied for second in plus/minus rating, and tied for third in points

\* Led the Rangers in average even strength ice time, ranked third in average ice time, takeaways, and blocked shots (77), ranked fifth in hits (93), and tied for fifth in plus/minus rating

\* Tied for first among Rangers defensemen in goals, ranked third in plus/minus rating, and tied for third in points

\* Made his NHL/Rangers debut on Jan. 14 vs. NYI; became the first player to wear jersey No. 79 in a regular season game with the Rangers in





## franchise history

\* Tallied his first career NHL assist/point, was credited with five hits, and posted a plus-one rating in 21:17 of ice time on Jan. 22 at PIT

\* Registered his first career NHL goal, recorded three shots on goal, and posted a plus-two rating on Jan. 26 at BUF; was on the ice for eight of the Rangers' 11 even strength goals through the first six games of the season and posted a plus-six rating over the first six games of the season

## COLLEGE CAREER

### 2019-20

\* Established collegiate career-highs in several categories, including games played (36) and goals (seven)

\* Was an Honorable Mention for the Big Ten All-Star Team

\* His seven goals were tied for the 11th-most among NCAA defensemen, and were tied for the most among NCAA defensemen who were in their U20 season or younger

\* Was one of five players who skated in each of the University of Wisconsin's 36 games during the season.

### 2018-19

\* Established collegiate career-highs in several categories as a freshman, including points (22), assists (17), and plus/minus rating (plus-seven)

\* Named to the Big Ten All-Rookie Team and was an Honorable Mention for the Big Ten All-Star Team; named a finalist for the Big Ten Freshman of the Year

\* Led NCAA freshmen defensemen in assists per game (0.65) and points per game (0.85)

\* Led NCAA defensemen in their U19 season in assists and points, and tied for first among NCAA defensemen in their U19 season in goals

\* Was named the Hockey Commissioners' Association (HCA) National Rookie of the Month twice (October and December)

\* Led Wisconsin in assists and points at the time of his injury on Feb. 9

\* Was on the ice for 37 of the 76 goals Wisconsin scored in the 26 games he played (48.7%)

\* Tallied his first career collegiate goal/point, which was also his first career collegiate game-

winning goal, and posted a plus-three rating while making his collegiate debut on Oct. 12 vs. Boston College

\* Notched his first career collegiate assist on Oct. 13 vs. Boston College

## USDP CAREER

### 2017-18

\* Registered 29 points (nine goals, 20 assists) in 58 games with the U.S. National U18 Team as part of the United States National Team Development Program (USNTDP)

\* Ranked third among defensemen on the team in goals, points, and plus/minus rating.

### 2016-17

\* Tallied 17 points (three goals, 14 assists) in 54 games with the U.S. National U17 Team

\* Notched one assist in one game with the U.S. National U18 Team.

## HIGH SCHOOL CAREER

### 2015-16

\* Recorded 16 points (five goals, 11 assists) in 25 games with Minnetonka High School

\* Was named to the All-Lake Conference Team and the Star Tribune All-Metro Third Team; was the only sophomore who was named to any of the three All-Metro teams during the season

\* Skated in two games with Team Southwest of the Upper Midwest High School Elite Hockey League (UMSHEHL).

### 2014-15

\* Registered six points (four goals, two assists) in 25 games as a freshman at Minnetonka High School.

## BANTAM CAREER

### 2014-15

\* Tallied 16 points (seven goals, nine assists) in 16 games with the MNBEL Canadiens.

## INTERNATIONAL CAREER

### 2020

\* Registered two assists and a plus-one rating in five games while representing the United States at the 2020 IIHF World Junior Championship

\* Served as an alternate captain in the tournament

\* Led the team in average ice time in the tournament (19:24).

2019

\* Tallied one assist and posted a plus-one rating in six games while helping the United States earn a silver medal at the 2019 IIHF World Junior Championship.

2018

\* Registered three points (one goal, two assists) and a plus-four rating in seven games while helping the United States earn a silver medal at

the 2018 IIHF U18 World Championship.

2016

\* Notched one assist in five games while representing the United States at the 2016 World U17 Hockey Challenge.

CAREER TRANSACTIONS

\* Selected by the Rangers in the first round, 22nd overall, of the 2018 NHL Entry Draft.

CAREER STATISTICS

			REGULAR SEASON					PLAYOFFS				
SEASON	TEAM	LEAGUE	GP	G	A	PTS	PIM	GP	G	A	PTS	PIM
2014-15	Minnetonka High	USHS-MN	25	4	2	6	2	3	0	1	1	0
	MNBEI Canadiens	Bantam	16	7	9	16	-	-	-	-	-	-
2015-16	Minnetonka High	USHS-MN	25	5	11	16	12	1	0	0	0	2
	Team Southwest	UMHSEHL	2	0	0	0	0	-	-	-	-	-
2016-17	U.S. Nat'l U18 Team	USDP	1	0	1	1	0	-	-	-	-	-
	U.S. Nat'l U17 Team	USDP	54	3	14	17	16	-	-	-	-	-
	Team USA	USHL	34	0	7	7	12	-	-	-	-	-
	United States	WHC-17	5	0	1	1	0	-	-	-	-	-
2017-18	U.S. Nat'l U18 Team	USDP	58	9	20	29	26	-	-	-	-	-
	Team USA	USHL	22	4	12	16	6	-	-	-	-	-
	United States	WJC-18	7	1	2	3	4	-	-	-	-	-
2018-19	Univ. of Wisconsin	NCAA	26	5	17	22	18	-	-	-	-	-
	United States	WJC	6	0	1	1	0	-	-	-	-	-
2019-20	Univ. of Wisconsin	NCAA	36	7	11	18	24	-	-	-	-	-
	United States	WJC	5	0	2	2	2	-	-	-	-	-
2020-21	RANGERS	NHL	53	5	7	12	20	-	-	-	-	-
2021-22	RANGERS	NHL	82	7	13	20	24	20	2	5	7	10
2022-23	RANGERS	NHL	79	9	34	43	47	7	0	1	1	4
NHL/NYR TOTALS			214	21	54	75	91	27	2	6	8	14

STATISTICAL BREAKDOWN

SEASON	PPG	SHG	GWG	+/-	S	S%	TF	F%	H	BS	MIN
2020-21	0	0	1	9	62	8.1	0	0.0	93	77	21:07
2021-22	1	0	2	23	102	6.9	0	0.0	151	95	20:36
2022-23	0	0	2	12	113	8.0	0	0.0	162	105	21:57
TOTALS	1	0	5	44	277	7.6	0	0.0	406	277	21:14

CAREER HIGHLIGHTS

CAREER HIGHS (LAST TIME)

GOALS	2, 3/19/23 vs. NSH
ASSISTS	3, 2/8/23 vs. VAN
POINTS	4, 3/19/23 vs. NSH (2G-2A)
PIM	15, 2/26/23 vs. LAK
SHOTS	6 (2x), 3/19/23 vs. NSH
PLUS/MINUS	5, 3/19/23 vs. NSH
ICE TIME	27:07, 10/25/22 vs. COL
GOAL STREAK	2, 1/10/23 - 1/12/23
ASSIST STREAK	4, 1/3/23 - 1/10/23
POINT STREAK	7, 1/3/23 - 1/16/23 (3G-6A)

NHL FIRSTS


GAME	1/14/21 vs. NYI
GOAL	1/26/21 at BUF (Ullmark)
ASSIST	1/22/21 at PIT

NHL AWARDS

NHL All-Rookie Team - 2020-21

RANGERS RECORDS

Most points by a defenseman (4) in a single period



## ARTEMI PANARIN

LEFT WING

10

HEIGHT: 6'0" - WEIGHT: 175 - SHOOTS: RIGHT - BORN: OCT. 30, 1991 - BIRTHPLACE: KORKINO, RUS

### PROFESSIONAL CAREER

#### 2022-23

\* Led the Rangers in assists (63) and points (92) while ranking tied for 10th in the NHL in assists.

\* Joined Mark Messier and Jean Ratelle as the only Rangers skaters to record three or more 90-point seasons with the team.

\* 8th undrafted skater to reach seven 70-point seasons.

\* Reached the 60-assist mark for the third time with the Rangers (also 74 in 2021-22 & 63 in 2019-20). He joined Brian Leetch (70 in 1995-96, 80 in 1991-92 & 72 in 1990-91) as the second player in franchise history with three such campaigns.

\* Had 24 multi-point games this season. Since 2019-20, his 99 multi-point games rank sixth in the NHL. His 64 multi-assist games since 19-20 are the second most in the NHL.

\* Appeared in the 2023 All-Star Game in Florida.

#### 2021-22

\* In 75 games, Panarin registered 96 points (22G-74A), setting a career high in assists and points

\* Established a career high with 37 PPP (5G-32A)

\* Led the Rangers in assists, points, and power-play points

\* Ranked fourth in the NHL in assists and tied for fourth in PPA

\* First Rangers forward to ever notch 74 assists

\* Became sixth Ranger to record multiple 90-point seasons with the team and fifth Ranger to record 60+ assists in multiple seasons with team

\* His assist total was third most in a single season by a Ranger, behind Brian Leetch (1991-92 - 80) and Sergei Zubov (1993-94 - 77)

\* His 96 points were tied for the 11th most in team history

\* Played in his 450th career game on Nov. 18 vs. TOR; Since 1967, was the 35th player in the NHL to notch 320 or more assists in 450 or fewer games. Panarin and Connor McDavid are the only two players who made their debut in 2015-16 or later to record 489 or more points in 450 games or less

\* Earned his 500th career NHL point in his 457th career game on Dec. 7 vs. CHI; was the 49th player in NHL history to record 500 points in 457 or fewer games and the fifth active player to do so (Connor McDavid - 369 GP, Sidney Crosby - 369 GP, Alex Ovechkin - 373 GP, Evgeni Malkin - 413 GP). Since the 2015-16 season, was one of five players to notch 500 points in that span (McDavid, Kane, Draisaitl, Marchand). He required the sixth-fewest games among undrafted players to reach 500 career points (for those who debuted in 1963-64 onward, following the first NHL Draft). He trailed only Wayne Gretzky (234 GP), Peter Stastny (322 GP), Bobby Orr (396 GP), Joe Mullen (446 GP) and Adam Oates (456 GP)

\* Reached the 50-point mark on Feb. 1 vs. FLA (52 pts) and became the fourth undrafted player to begin his career with at least seven consecutive 50-point seasons, joining Wayne Gretzky (15: 1979-80 - 1993-94), Peter Stastny (12: 1980-81 - 1991-92) and Mike Ridley (9: 1985-86 - 1993-94)

\* Reached the 50-assist plateau, in his 54th game. The last Rangers skater to reach the 50-assist mark in fewer contests was Wayne Gretzky (51 GP) in 1996-97

\* Scored 20th goal of the season in his 500th career game, on Apr. 7 vs. PIT; at the time, the only active players with more points (558) through 500 career games were Sidney Crosby (706), Connor McDavid (680), Alex Ovechkin (633) and Evgeni Malkin (611)

\* On Apr. 16 vs. DET, tallied an assist to hit the 90-point mark for the second time with the Rangers (2019-20 - 95) and became the sixth player to have multiple 90-point seasons with



the franchise; The others: Jean Ratelle (3x), Mark Messier (3x), Jaromir Jagr (2x), Wayne Gretzky (2x), Rod Gilbert (2x)

\* In G2 of the First Round, tallied his third career three-point playoff game and first as a member of the Rangers. He became the first New York skater to do so since J.T. Miller (3A) in Game 2 of the 2016 First Round

\* Scored his second career playoff overtime goal (Apr. 12, 2018 with CBJ), in G7 of the First Round, joining Derek Stepan (2015 R2) and Stephan Matteau (1994 ECF) as the only Game 7 overtime goal scorers in team history. He was the 13th player in franchise history to net a series-clinching goal in overtime.

## 2020-21

\* Registered 58 points (17 goals, 41 assists), a plus-14 rating, and six penalty minutes in 42 games with the Rangers

\* Became the ninth player in NHL history to average at least 1.35 points per game and 0.15 penalty minutes or fewer per game in the same season (min. 40 games played), and the first to do so since Paul Kariya in 1996-97

\* Averaged 1.38 points per game for the second consecutive season; became the second player in franchise history to average at least 1.30 points per game in two different seasons (Messier) and the first to do so in two consecutive seasons

\* His 1.38 points per game average was tied for the fourth-best by a Ranger in one season (min. 20 games played) in franchise history, and his 0.98 assists per game average was the fourth-best by a Ranger in one season (min. two games played) in franchise history

\* Ranked third in the NHL in points per game and ranked second in the NHL (min. two games played) in assists per game

\* Tied for eighth in the NHL in assists and tied for 13th in points

\* Ranked second in the NHL (min. 20 games played) in assists per 60 minutes of ice time at 5-on-5 (2.17) and tied for fourth in points per 60 minutes of ice time at 5-on-5 (3.06)

\* Led the Rangers in points, ranked second in assists, ranked third in plus/minus rating and power play goals (five), and ranked fourth in goals and shots on goal (106)

\* The Rangers earned at least one point in 28 of

the 42 games he played (22-14-6 record), including 24 of the 29 games which he tallied a point (20-5-4 record)

\* Posted 19 multi-point games, including eight three-point games (each of his eight three-point games took place at MSG)

\* Recorded 39 points (12 goals, 27 assists) in 22 games he played at MSG during the season; his 1.23 assists per game average at home was the best by a Ranger in one season (min. two games played) in franchise history, and his 1.77 points per game average at home was the third-best by a Ranger in one season (min. two games played) in franchise history

\* Named an alternate captain prior to the start of the season

\* Notched a power play assist, which was his 100th career point as a Ranger, tallied a goal in the shootout, and registered three shots on goal on Jan. 22 at PIT; tallied his first 100 career points with the Rangers in fewer games (73) than any other player in franchise history (Messier was previously the fastest player to register his first 100 career points with the Rangers – 74 games)

\* Recorded three points (one goal, two assists), including a power play assist on the game-winning goal, while skating in his 400th career NHL game on Feb. 1 vs. PIT; recorded 427 points in his first 400 career NHL games – among active players, the only ones who recorded more points within their first 400 career NHL games were Crosby, Ovechkin, Malkin, and McDavid

\* Registered a goal while skating in his 100th career game with the Rangers on Apr. 13 at NJD; tallied 138 points (45 goals, 93 assists) in his first 100 games as a member of the Blueshirts, and the 138 points and 93 assists are each the most by a player in his first 100 games with the Rangers in franchise history (Messier previously held the record in each category – 137 points and 92 assists)

## 2019-20

\* Established career-highs in several categories, including goals (32), assists (63), points (95), and plus/minus rating (plus-36)

\* Named a finalist for the Hart Trophy, which is awarded annually “to the player adjudged to be the most valuable to his team,” and the Ted Lindsay Award, which is presented annually to the “most outstanding player in the NHL” as voted by fellow members of the NHLPA; was the first Ranger to be named a finalist for each award since Lundqvist in 2011-12 and the first Rangers

skater to be named a finalist for each award since Jagr in 2005-06

\* Named to the NHL's First All-Star Team at left wing; became the second left wing in Rangers history to be named to the NHL's First All-Star Team (Lynn Patrick in 1941-42)

\* Was also the first Rangers player to be named to either of the NHL's All-Star Teams since Lundqvist in 2012-13 (Second Team) and the first Ranger to be named to the NHL's First All-Star Team since Lundqvist in 2011-12

\* Led the NHL in even strength points (71) and even strength assists (46); since the NHL began to track points by strength in 1933-34, was the fifth Ranger to lead the NHL in even strength points (Lynn Patrick - 1941-42; Bathgate - tied for the NHL lead in 1955-56; Ratelle - 1967-68 and 1971-72; Tkaczuk - tied for NHL lead in 1969-70) and the seventh Ranger to lead the NHL in even strength assists (Boucher - tied for the NHL lead in 1934-35; Watson - tied for the NHL lead in 1937-38 and led the NHL in 1941-42; Laprade - tied for the NHL lead in 1947-48; Bathgate - 1955-56 and 1959-60; Ratelle - 1967-68; Gretzky - 1997-98) in a season

\* Became only the third Ranger to lead the NHL (or tie for the NHL lead) in both even strength points and even strength assists in the same season since 1933-34 (Bathgate - 1955-56; Ratelle - 1967-68)

\* Led the NHL in 5-on-5 points (59) and 5-on-5 assists (38); since the NHL began tracking 5-on-5 points and assists in 2009-10, became the first Ranger to lead the NHL in each category

\* His 71 even strength points were tied for the fourth-most by a Ranger in one season in franchise history (tied with Jagr in 2005-06); the only Rangers who recorded more even strength points in one season were the three members of the 'G-A-G Line' in 1971-72 (Ratelle - 82; Gilbert - 74; Hadfield - 72)

\* His 46 even strength assists were tied for the most by a Ranger in one season in franchise history (Messier - 1991-92; Gretzky - 1996-97)

\* His 95 points were the 12th-most in one season by a Ranger in franchise history, and his 63 assists were tied for the 12th-most by a Ranger in one season in franchise history; his 63 assists were also the most by a left winger in one season in franchise history

\* Averaged 1.38 points per game, which was the fourth-highest points per game average in one season (min. 40 games played) in franchise

history (Ratelle - 1.73 in 1971-72; Jagr - 1.50 in 2005-06; Boucher - 1.48 in 1929-30)

\* Ranked second in the NHL (and led NHL forwards) in plus/minus rating, tied for second in the NHL in assists, tied for third in the NHL in points, tied for 13th in the NHL in goals, and ranked 16th in the NHL in takeaways (56)

\* Was the only NHL player who recorded 95 or more points and a plus-35 rating or better during the season; was the first NHL player who registered at least 95 points and a plus-35 rating or better in the same season since 2009-10 (Alex Ovechkin, Henrik Sedin, and Nicklas Backstrom)

\* Was the fourth Ranger in franchise history who recorded 95 or more points and a plus-35 rating or better in the same season in franchise history; the only other three players who have done so with the Blueshirts were the three members of the 'G-A-G Line' in 1971-72

\* Was one of only two NHL players who recorded at least 95 points and was assessed 20 penalty minutes or fewer (Leon Draisaitl)

\* Was not assessed more than two penalty minutes in any of the 69 games he played during the season

\* Became the second player in franchise history to record 95 or more points and register 20 penalty minutes or fewer in the same season (Ratelle - 1971-72)

\* Was tied for second in the NHL in games with a point and in games with an assist (43), and ranked fourth in the NHL in multi-point games during the season

\* Posted a plus-40 on-ice even strength goal differential (he was on the ice for 89 of the Rangers' goals at even strength and was on ice for 49 of the Blueshirts' goals against at even strength)

\* Led the NHL in on-ice even strength goal differential, and the plus-40 differential was tied for the sixth-best an NHL player has recorded since the NHL began to track the statistic in 2009-10

\* Selected to represent the Rangers at the 2020 NHL All-Star Game (did not play due to injury); was selected to play in the NHL All-Star Game for the first time in his career

\* Registered 23 points (seven goals, 16 assists) and a plus-11 rating in November; the 23 points were the most any Ranger has recorded in November of one season in franchise history, and he also



became the first Ranger to tally at least 23 points in any calendar month since Jagr in March of 2006

- \* Selected as the NHL's Third Star of the Month for December

- \* Tallied two points (one goal, one assist) in three playoff games

- \* Notched an assist while skating in his first playoff game with the Rangers in Game 1 of the Qualifying Round at CAR on Aug. 1

- \* Recorded a power play goal, which was his first playoff goal with the Rangers, in Game 2 at CAR on Aug. 3.

#### 2018-19

- \* Established career-highs in several categories, including game-winning goals (eight) and overtime goals (four)

- \* Established Blue Jackets single-season franchise records in assists (59) and points (87), eclipsing the single-season franchise records he set in 2017-18 (55 assists and 82 points)

- \* His four overtime goals were a Blue Jackets single-season franchise record

- \* Posted 25 multi-point games, which were a career-high and the most any Blue Jacket registered in one season in franchise history (breaking Rick Nash's single-season franchise record of 24 multi-point games in 2008-09)

- \* Tied for the NHL lead in overtime goals, tied for fifth in game-winning goals, ranked 13th in assists, and tied for 17th in points

- \* Ranked fourth in the NHL in even strength assists (trailing only Kucherov, McDavid, and Marner) and tied for seventh in the NHL in even strength points (tied with Crosby and Tavares)

- \* Led Columbus in several categories, including assists and points, tied for the team lead in game-winning goals, ranked second in goals, and led team forwards in average ice time (19:51)

- \* Established playoff career-highs in several categories, including games played (10), goals (five), assists (six), and points (11)

- \* His 11 points were the most any Columbus player has recorded in one playoff year in franchise history

- \* Ranked second in the NHL (min. 10 playoff games played) in points per game during the

playoffs (1.10)

- \* Led Columbus in points, tied for the team lead in goals and assists, and tied for third in shots on goal (27) in the playoffs; led team forwards in average ice time (21:44)

- \* Recorded a point in eight of 10 playoff games; posted a playoff career-high six-game point streak from Game 1 of the First Round at TBL on Apr. 10 to Game 2 of the Second Round at BOS on Apr. 27 (four goals, five assists)

- \* Established a single-game playoff career-high with two goals, tied a single-game playoff career-high with three points, and recorded an assist on the game-winning goal in the second overtime while skating in a single-game playoff career-high 32:10 of ice time in Game 2 at BOS on Apr. 27.

#### 2017-18

- \* Established Blue Jackets single-season franchise records at the time with 55 assists and 82 points in his first season with Columbus; he eclipsed both of those records in 2018-19

- \* Tied for second in the NHL in even strength assists (41) and ranked seventh in the NHL in even strength points (61)

- \* Led Columbus in several categories, including goals (27), assists (55), points (82), and plus/minus rating (plus-23), tied for the team lead in game-winning goals (five) and power play goals (seven), and ranked third in shots on goal and average ice time; led Blue Jackets forwards in average ice time

- \* Tied for the NHL lead in shootout goals (six; was 6-for-10 (60.0%) in the shootout and tallied two game-deciding goals)

- \* Established a playoff career-high in average ice time (25:59)

- \* Led Columbus in assists and points, tied for second in goals, and ranked third in average ice time in the playoffs; led Blue Jackets forwards in average ice time

- \* Posted three consecutive multi-point games in the first three games of the First Round against WSH

- \* Established a single-game playoff career-high with three points (one goal, two assists), tied a single-game playoff career-high with two assists, and tallied his first career Stanley Cup Playoff overtime goal in Game 1 of the First Round at WSH on Apr. 12.

#### 2016-17

\* Named to the NHL's Second All-Star Team at Left Wing

\* Established career-highs in several categories, including games played (82)

\* Ranked fifth in the NHL in even strength points (57), tied for seventh in even strength assists (35), and tied for 11th in points (74)

\* Led Chicago in power play goals, ranked second in goals (31), points, plus/minus rating (plus-18), and shots on goal (211), ranked third in assists (43), and tied for third in game-winning goals (five)

\* Registered a five-game assist streak from Oct. 28 at NJD to Nov. 5 at DAL (three goals, five assists)

\* Recorded his first career "Gordie Howe Hat Trick", registering a goal, assist, and fighting major, and tallied the game-winning goal in overtime on Nov. 9 at STL

\* Registered one assist in four playoff games.

#### 2015-16

\* Won the Calder Trophy as the NHL's Rookie of the Year and was named to the NHL's All-Rookie Team

\* Became the seventh Blackhawk to win the Calder Trophy and the first since Patrick Kane

\* Led NHL rookies in several categories, including goals (30), assists (47), points (77), and game-winning goals (seven)

\* Tied for ninth in the NHL in points

\* Ranked second on Chicago in goals, assists, points, power play goals (eight), and ranked third in game-winning goals, shots on goal (187), power play assists (16), and power play points (24)

\* Tallied his first career NHL goal/point while making his NHL debut on Oct. 7 vs. NYR

\* Registered three points (one goal, two assists), including his first career NHL assist, and recorded his first career NHL game-winning goal on Oct. 10 vs. NYI

\* Notched seven points (two goals, five assists) in seven playoff games

\* Made his Stanley Cup Playoff debut in Game 1 of the First Round at STL on Apr. 13

\* Registered his first career Stanley Cup Playoff goal/point, which was also the game-winning

goal, in Game 2 at STL on Apr. 15

\* Recorded his first career Stanley Cup Playoff assist in Game 3 vs. STL on Apr. 17 vs. STL

\* Received the Kharlamov Trophy as the Russian Hockey Player of the Year.

### **EUROPEAN CAREER**

#### 2014-15

\* Established KHL career-highs in several categories, including games played (54), goals (26), assists (36), and points (62)

\* Named to the KHL's First All-Star Team and was selected to play in the KHL All-Star Game

\* Tied for fourth in the KHL in points, ranked fifth in the league in goals, and tied for sixth in assists

\* Led SKA in goals and points, and ranked second in assists

\* Named the KHL's Forward of the Month for October; tallied 17 points (10 goals, seven assists) in 13 games

\* Helped SKA win the Gagarin Cup as KHL Champions; registered 20 points (five goals, 15 assists) in 20 playoff games

\* Established KHL playoff career-highs in games played, goals, assists, and points, and tied his KHL playoff career-high in plus/minus rating (plus-nine)

\* Tied for the KHL lead in assists and tied for third in points in the playoffs.

#### 2013-14

\* Recorded 40 points (20 goals, 20 assists) and a plus-21 rating in 51 KHL games with SKA

\* Established a KHL career-high in plus/minus rating

\* Skated in four playoff games. 2012-13: Split the season between Vityaz and SKA; recorded 19 points (11 goals, eight assists) in 43 KHL games

\* Recorded nine points (two goals, seven assists) in 14 playoff games with SKA.

#### 2011-12

\* Split the season between Vityaz and Ak Bars; registered 31 points (13 goals, 18 assists) in 50 KHL games

\* Skated in three KHL playoff games with Ak Bars.

#### 2010-11

- \* Tallied 21 points (five goals, 16 assists) in 40 KHL games with Vityaz

- \* Registered 17 points (five goals, 12 assists) and a plus-14 rating in 13 games with Russkie Vityazi Chekhov of the Junior Hockey League (MHL).

#### 2009-10

- \* Tallied nine points (one goal, eight assists) in 20 KHL games with Vityaz

- \* Recorded 44 points (20 goals, 24 assists) and a plus-19 rating in 38 MHL games with Russkie Vityazi Chekhov

- \* Ranked fourth on the team in goals, assists, and points

- \* Notched three points (one goal, two assists) in three MHL playoff games.

#### 2008-09

- \* Registered one assist in five KHL games with Vityaz

- \* Notched his first career KHL assist/point while making his KHL debut on Oct. 17 against Lada

- \* Recorded 68 points (29 goals, 39 assists) in 62 games with Vityaz Chekhov's 2nd team in the Russian First League (Russia3).

### **INTERNATIONAL CAREER**

#### 2017

- \* Registered 17 points (four goals, 13 assists) in nine games while helping Russia earn a bronze medal at the 2017 IIHF World Championship

- \* Named the Best Forward of the Tournament and was selected to the Tournament All-Star Team; also named one of the Top Three Players on his Team in the Tournament

- \* Led all players in the tournament in assists and points; his 13 assists in the tournament were tied for the fifth-most in one World Championship in the tournament's history and were the most since Sergei Makarov recorded 14 with the Soviet Union in 1986.

#### 2016

- \* Recorded 15 points (six goals, nine assists) and posted a plus-nine rating in 10 games while helping Russia earn a bronze medal at the 2016 IIHF World Championship

- \* Tallied two points (one goal, one assist) in four games while representing Russia at the 2016 World Cup of Hockey.

#### 2015

- \* Registered 10 points (five goals, five assists) in 10 games while helping Russia earn a silver medal at the 2015 IIHF World Championship

- \* Named one of the Top Three Players on his Team in the tournament. 2011: Recorded five points (three goals, two assists) in seven games while helping Russia win a gold medal at the 2011 IIHF World Junior Championship

- \* Recorded two goals in the third period, including the game-winning goal, in the Gold Medal Game against Canada on Jan. 5.

### **CAREER TRANSACTIONS**

- \* Signed as a free agent by Chicago, May 1, 2015.

- \* Traded to Columbus by Chicago with Tyler Motte and NY Islanders' 6th round pick (previously acquired, Columbus selected Jonathan Davidsson) in 2017 NHL Draft for Brandon Saad, Anton Forsberg and Columbus' 5th round pick in 2018 NHL Draft, June 23, 2017.

- \* Signed as a free agent by NY Rangers, July 1, 2019.

# CAREER STATISTICS

SEASON	TEAM	LEAGUE	REGULAR SEASON					PLAYOFFS				
			GP	G	A	PTS	PIM	GP	G	A	PTS	PIM
2008-09	Vityaz	KHL	5	0	1	1	2	-	-	-	-	-
	Vityaz-2	Russia3	62	29	39	68	70	13	4	5	9	28
2009-10	Vityaz	KHL	20	1	8	9	16	-	-	-	-	-
	Russkie Vityazi	MHL	38	20	24	44	55	3	1	2	3	0
2010-11	Vityaz	KHL	40	5	16	21	8	-	-	-	-	-
	Russkie Vityazi	MHL	13	5	12	17	22	-	-	-	-	-
	Russia	WJC	7	3	2	5	2	-	-	-	-	-
2011-12	Vityaz	KHL	38	12	14	26	49	-	-	-	-	-
	Ak Bars	KHL	12	1	4	5	4	3	0	0	0	0
2012-13	Vityaz	KHL	40	11	7	18	22	-	-	-	-	-
	SKA St.	KHL	3	0	1	1	2	14	2	7	9	0
2013-14	SKA St.	KHL	51	20	20	40	30	4	0	0	0	2
2014-15	SKA St.	KHL	54	26	36	62	37	20	5	15	20	4
	Russia	WC	10	5	5	10	4	-	-	-	-	-
2015-16	Blackhawks	NHL	80	30	47	77	32	7	2	5	7	14
	Russia	WC	10	6	9	15	4	-	-	-	-	-
2016-17	Blackhawks	NHL	82	31	43	74	21	4	0	1	1	0
	Russia	W-Cup	4	1	1	2	4	-	-	-	-	-
	Russia	WC	9	4	13	17	4	-	-	-	-	-
2017-18	Blue Jackets	NHL	81	27	55	82	26	6	2	5	7	6
2018-19	Blue Jackets	NHL	79	28	59	87	23	10	5	6	11	0
2019-20	RANGERS	NHL	69	32	63	95	20	3	1	1	2	0
2020-21	RANGERS	NHL	42	17	41	58	6	-	-	-	-	-
2021-22	RANGERS	NHL	75	22	74	96	18	20	6	10	16	8
2022-23	RANGERS	NHL	82	29	63	92	36	7	0	2	2	2
	NHL TOTALS		590	216	445	661	182	50	16	28	44	28
	NYR TOTALS		268	100	241	341	80	30	7	13	20	10

# STATISTICAL BREAKDOWN

SEASON	PPG	SHG	GWG	+/-	S	S%	TF	F%	H	BS	MIN
2015-16	8	0	7	8	187	16.0	0	0.0	46	14	18:31
2016-17	9	0	5	18	211	14.7	10	20.0	23	14	19:28
2017-18	7	0	5	23	228	11.8	7	0.0	15	19	20:08
2018-19	6	0	8	14	191	14.7	4	25.0	14	17	19:51
2019-20	7	0	4	36	209	15.3	2	50.0	25	18	20:36
2020-21	5	0	1	14	106	16.0	3	0.0	13	7	19:39
2021-22	5	0	5	21	177	12.4	2	50.0	22	14	19:13
2022-23	9	0	4	4	204	14.2	19	31.6	26	11	19:36
TOTALS	56	0	39	138	1,513	14.3	47	23.4	184	114	19:37

## CAREER HAT TRICKS (4)

DATE	OPPONENT	GOALTENDER
2/17/16	at NYR	Lundqvist (2), Empty Net (1)
3/20/18	at NYR	Lundqvist (2), Empty Net (1)
12/12/19	at SJS	Jones (2), Empty Net (1)
2/11/23	at CAR	Raanta (4)

## ALL-STAR GAME SCORING

SEASON	TEAM	G	A
2019-20	Metropolitan Division	Injured	
2022-23	Metropolitan Division	0	3

## NHL AWARDS

Calder Trophy - 2015-16

NHL All-Rookie Team - 2015-16

NHL First All-Star Team - 2019-20

NHL Second All-Star Team - 2016-17, 2022-23

## CAREER HIGHLIGHTS

### CAREER HIGHS (LAST TIME)

GOALS	4, 2/11/23 at CAR
ASSISTS	5, 12/8/17 at NJD
POINTS	5 (4x), 2/11/23 at CAR (4G-1A)
PIM	12, 11/26/21 at BOS
SHOTS	8 (2x), 2/18/21 at PHI
PLUS/MINUS	5, 12/31/18 vs. OTT
ICE TIME	27:57, 11/16/19 at FLA
GOAL STREAK	5 (2x), 12/8/19 - 12/16/19 (7)
ASSIST STREAK	7, 2/6/23 - 2/18/23 (9)
POINT STREAK	13, 2/7/20 - 3/1/20 (5G-14A)

## NHL FIRSTS

GAME	10/7/15 vs. NYR
GOAL	10/7/15 vs. NYR (Lundqvist)
ASSIST	10/10/15 vs. NYI

## RANGERS RECORDS

Rangers' all-time leader in points per game - 1.27

Rangers' all-time leader in assists per game - 0.90 (min. 10 games played)

Most assists in one season by a Rangers forward - 74 (2021-22)


Most even strength assists in one season by a Ranger - 46 (2019-20); tied with Messier (1991-92) and Gretzky (1996-97)

Most points in first 100 games with the Rangers - 138

Most assists in first 100 games with Rangers - 93

## RANGERS AWARDS

Rangers MVP (as voted by the Professional Hockey Writers Association) - 2019-20



# TYLER PITLICK

## CENTER

71

HEIGHT: 6'2" - WEIGHT: 199 - SHOOTS: RIGHT - BORN: NOV. 1, 1991 - BIRTHPLACE: MINNEAPOLIS, MN

### PROFESSIONAL CAREER

#### 2022-23

\* Skated in 61 games for the St. Louis Blues, recording seven goals and nine assists for 16 points.

\* Recorded his 100th career point with a goal on March 12, 2023 vs. Vegas.

\* Notched 103 hits with the Blues, the third most in his career.

#### 2021-22

\* Split his season between the Flames and Canadiens, recording one goal and four assists for five points in 39 games.

#### 2020-21

\* Appeared in 38 games with the Arizona Coyotes where he tallied six goals and five assists for 11 points.

\* Averaged a career-high 16:21 time on ice.

#### 2019-20

\* Notched a career-high plus-11 rating with the flyers

#### 2018-19

\* Appeared in 47 games for Dallas, recording eight goals and four assists for 12 points.

\* Played in six Stanley Cup Playoff games, recording seven shots.

#### 2017-18

\* Played in a career-high 80 games with Dallas and recorded career-highs in goals (14), assists (13), and points (27).

\* Ranked second among team forwards averaging 1:44 of shorthanded time on ice per game

\* Was third among Stars forwards with 57 blocked shots.

\* Skated in his 100th career game on January 13, 2018 against Colorado.

#### 2015-16

\* Recorded 21 points (7G-14A) in 37 games with Bakersfield of the AHL, registering seven multi point games over the course of season.

#### 2014-15

\* Split the season between Edmonton Oilers and Oklahoma City of the AHL, recorded two goals in 17 games with Oilers and nine points (3G-6A) in 14 games with OKC.

#### 2013-14

\* In between the Oilers and Oklahoma City, including making his NHL debut on October 22, 2013 against Montreal.

\* Finished season with one goal in 10 games with Oilers and 22 points (8G-14A) in 39 AHL games.

#### 2012-13

\* Had 10 points (3G-7A) in 44 games with Oklahoma City and tacked on six points (2G-4A) in 16 Calder Cup Playoff games, helping the team reach the conference finals.

#### 2011-12

\* In first professional season, recorded 23 points (7G-16A) in 62 games with the Oklahoma City.

\* Led team rookies in PPGs (3) and assists (16).

### AMATEUR CAREER

\* Played one season for Medicine Hat of the WHL, compiling 27 goals and 35 assists for 62 points in 56 games. Finished third among WHL rookies in 2010-11 in goals and points.

\* Skated for Minnesota-State Mankato during the 2009-10 campaign, tallying 11 goals and eight assists for 19 points in 38 games. Finished third among WCHA freshmen in goals and seventh in points.

### CAREER TRANSACTIONS

\* Selected by the Oilers in the second round, 31st overall, of the 2010 NHL Entry Draft.

\* Signed as a free agent by Dallas, July 1, 2017.





\* Traded to Philadelphia by Dallas for Ryan Hartman, June 24, 2019.

\*Signed as a free agent by Arizona, October 9, 2020.

\* Claimed by Seattle from Arizona in Expansion Draft, July 21, 2021.

\* Traded to Calgary by Seattle for a 4th-round pick in 2022 NHL Draft, July 22, 2021.

\* Traded to Montreal by Calgary with Emil Heineman, a 1st-round pick in the 2022 NHL Draft and a 5th-round pick in the 2023 NHL Draft for Tyler Toffoli, February 14, 2022.

\* Signed as a free agent by St. Louis, October 25, 2022.

\* Signed as a free agent by Rangers, July 1, 2023.

## CAREER STATISTICS

SEASON	TEAM	LEAGUE	REGULAR SEASON					PLAYOFFS				
			GP	G	A	PTS	PIM	GP	G	A	PTS	PIM
2007-08	Centennial High	USHS-MN	21	23	23	46	12	2	1	4	5	2
	USA U17 (all)		3	0	0	0	0	-	-	-	-	-
2008-09	Centennial High	USHS-MN	22	27	31	58	10	3	4	2	6	2
2009-10	Minnesota State	NCAA	38	11	8	19	27	-	-	-	-	-
2010-11	Medicine Hat	WHL	56	27	35	62	31	-	-	-	-	-
2011-12	Oklahoma City	AHL	62	7	16	23	28	13	2	5	7	2
2012-13	Oklahoma City	AHL	44	3	7	10	10	16	2	4	6	8
2013-14	Oilers	NHL	10	1	0	1	0	-	-	-	-	-
	Oklahoma City	AHL	39	8	14	22	10	2	0	0	0	0
2014-15	Oilers	NHL	17	2	0	2	4	-	-	-	-	-
	Oklahoma City	AHL	14	3	6	9	8	-	-	-	-	-
2015-16	Bakersfield	AHL	37	7	14	21	4	-	-	-	-	-
2016-17	Oilers	NHL	31	8	3	11	6	-	-	-	-	-
2017-18	Stars	NHL	80	14	13	27	34	-	-	-	-	-
2018-19	Stars	NHL	47	8	4	12	6	6	0	0	0	2
2019-20	Flyers	NHL	63	8	12	20	12	16	2	1	3	0
2020-21	Coyotes	NHL	38	6	5	11	16	-	-	-	-	-
2021-22	Flames	NHL	25	0	2	2	2	-	-	-	-	-
	Canadiens	NHL	14	1	2	3	4	-	-	-	-	-
2022-23	Blues	NHL	61	7	9	16	14	-	-	-	-	-
NHL TOTALS			386	55	50	105	98	22	2	1	3	2

## STATISTICAL BREAKDOWN

SEASON	PPG	SHG	GWG	+/-	S	S%	TF	F%	H	BS	MIN
2013-14	0	0	0	-2	9	11.1	3	33.3	26	4	8:58
2014-15	0	0	1	-3	18	11.1	9	55.6	55	17	12:27
2016-17	0	0	1	0	54	14.8	15	53.3	70	13	9:55
2017-18	0	0	2	9	129	10.9	47	27.7	122	57	13:41
2018-19	1	0	1	-2	75	10.7	12	41.7	93	27	13:23
2019-20	0	0	1	11	76	10.5	18	27.8	132	42	12:03
2020-21	0	1	0	-1	56	10.7	15	40	81	41	16:22
2021-22	0	0	0	-11	36	2.8	10	40	70	26	10:56
2022-23	0	0	0	-1	54	13	4	50	103	29	10:05
TOTALS	1	1	6	0	509	10.9	133	36.8	752	256	12:19

## CAREER HIGHLIGHTS

CAREER HIGHS (LAST TIME)	
GOALS	2 (4x), 3/6/21 vs. MIN
ASSISTS	2 (2x), 1/19/23 vs. NSH
POINTS	2 (7x), 1/19/23 vs. NSH (2A)
PIM	8, 2/27/18 vs. CGY
SHOTS	7 (3x), 3/6/21 vs. MIN
PLUS/MINUS	3 (3x), 2/22/20 vs. WPG
ICE TIME	24:08, 3/10/21 at COL
GOAL STREAK	3, 12/23/18 - 12/29/18 (3)
ASSIST STREAK	4, 11/24/17 - 12/2/17 (4)
POINT STREAK	4 (2x), 3/13/18 - 3/18/18 (1G-3A)

NHL FIRSTS	
GAME	10/22/13 at MTL
GOAL	10/26/13 at PHX (M. Smith)
ASSIST	11/1/16 at TOR



# JONATHAN QUICK

## GOALTENDER

32

HEIGHT: 6'1" - WEIGHT: 215 - CATCHES: LEFT - BORN: JAN. 21, 1986 - BIRTHPLACE: MILFORD, CT

### PROFESSIONAL CAREER

#### 2022-23

\* Split season between the Kings and Golden Knights, tallying a 16-15-6 record in 41 games with two shutouts.

\* He won his first four starts with Vegas and finished 5-2-2 with the Stanley Cup-winning club.

#### 2021-22

\* Reached 20-win plateau for ninth time in career.

\* Registered his 56th career shutout (27 saves) on Dec. 9 vs. Dallas, becoming 23rd goaltender in league history to reach such mark.

\* Won his 350th career NHL game on Feb. 25 at Anaheim, joining Ryan Miller (390), John Vanbiesbrouck (374) and Tom Barrasso (369) as only American-born goalies with 350+ wins.

\* Became the first US-born goalie to ever record 10 playoff shutouts and the 24th in league history to win 49 playoff games, tying Glenn Hall.

#### 2020-21

\* Winning record of 11-9-2 with two shutouts and a 2.86 GAA.

#### 2017-18

\* Won the Jennings Trophy when the Kings allowed the fewest goals in the NHL.

\* Posted a 33-28-3 record with a 2.40 goals-against average, a .921 save percentage and five shutouts in 64 appearances (63 starts).

#### 2016-17

\* Was limited to only 17 appearances in net, the second lowest of his career behind his rookie season (3 GP).

#### 2015-16

\* Posted a career-high 40 wins, posted a 2.22 GAA, the third highest of his career.

\* His wins ranked second in the NHL.

#### 2014-15

\* Recipient of Kings Most Popular Player Award.

\* Passed Rogie Vachon on Kings all-time list in both shutouts (32) and games played (389).

\* Appeared in his 400th NHL game March 26 at NYI.

\* Started a career-high 16 straight games, Jan. 14-Feb. 2

\* Registered his 33rd career shutout, surpassing Rogie Vachon for first on the Kings all-time shutout list.

#### 2013-14

\* Won second Stanley Cup as member of Kings.

\* Surpassed Rogie Vachon as the winningest goaltender (172 wins) in Kings history on March 22 vs. FLA (327th career game).

\* In postseason, among NHL goaltenders he ranked: first in wins, first in saves, first in games played, tied for first in shutouts, sixth in SV% and seventh in GAA.

#### 2012-13

\* In playoffs, among NHL goaltenders he ranked: third in wins, second in GAA, second in SV% and tied for first in shutouts.

#### 2011-12

\* Among NHL goaltenders he ranked: fourth in appearances, tied for fifth in wins, second in GAA, tied for fifth in SV% and first in shutouts.

\* Allowed two-or-fewer goals 46 times (31-8-7)...

\* Allowed one goal or shut out opposition 27 times (18-5-4)...

\* Awarded the Conn Smythe as playoff MVP in first Stanley Cup championship for Los Angeles.

\* In the playoffs, among NHL goaltenders he ranked: first in wins, first in GAA (ranked third-best in NHL history among goalies with at least



10 games played), first in SV% (tied for the best in NHL history among goalies with at least 10 games played) and tied for first in shutouts.

2010-11

\* Among NHL goaltenders he ranked: tied for ninth in wins, sixth in GAA, tied for sixth in shutouts, first in shootout wins (10) and fourth in shootout SV% among goalies with 20+ shots faced (.818)

2009-10

Among NHL goaltenders he ranked: sixth in wins, fourth in appearances, 10th in saves and tied for first in shootout wins (eight).

\*First career playoff win April 17, 2010 at VAN (in OT).

2008-09

\* Among NHL rookie goaltenders he ranked: third in wins, GAA, SV%, shutouts, appearances and saves...21 wins third most by Kings rookie goaltender.

\* First career shutout (sixth career NHL game and fourth career NHL start) Dec. 23 at CBJ (24 saves, 3-0 win)

\* Won NHL debut Dec. 6 vs. BUF

**AMATEUR CAREER**

\* Played two seasons at UMass, going 19-12-5 in his last season with a 2.16 save percentage.

\* In 2007, was named to the Hockey East Second All-Star Team and NCAA East Second All-American Team.

**INTERNATIONAL CAREER**

\* Played for the United States in the Winter Olympics in 2010 and 2014, and the World Cup of Hockey in 2016.

**CAREER TRANSACTIONS**

\* Selected by Los Angeles in the third round, 72nd overall, of the 2005 NHL Entry Draft.

\* Traded to Columbus by Los Angeles with a conditional pick in the 2023 NHL Draft and 3rd-round pick in 2024 for Vladislav Gavrikov and Joonas Korpisalo, March 1, 2023.

\* Traded to Vegas by Columbus for Michael Hutchinson and a 7th-round pick in the 2025 NHL Draft, March 2, 2023.

\* Signed as a free agent by NY Rangers, July 1, 2023.

# CAREER STATISTICS

## REGULAR SEASON

SEASON	TEAM	LEAGUE	GP	W	L	T	OT	SO	GA	SA	GAA	SV%	MIN	A	P
2005-06	UMass	NCAA	17	4	10	--	1	0	45	--	2.98	.920	905	--	-
2006-07	UMass	NCAA	37	19	12	--	5	3	80	--	2.16	.929	2,224	--	-
2007-08	Kings	NHL	3	1	2	--	0	0	9	62	3.84	.855	140:31	0	0
	Manchester	AHL	19	11	8	--	0	3	--	--	2.32	.922	--	--	-
	Reading	ECHL	38	23	11	--	3	-	--	--	2.79	.905	--	--	-
2008-09	Kings	NHL	44	21	18	--	2	4	103	1,200	2.48	.914	2494:54	1	0
	Manchester	AHL	14	6	5	--	2	0	--	--	2.68	.919	827	--	-
2009-10	Kings	NHL	72	39	24	--	7	4	180	1,927	2.54	.907	4258:35	1	2
2010-11	Kings	NHL	61	35	22	--	3	6	134	1,631	2.24	.918	3590:34	2	0
2011-12	Kings	NHL	69	35	21	--	13	10	133	1,863	1.95	.929	4099:26	2	0
2012-13	Kings	NHL	37	18	13	--	4	1	87	889	2.45	.902	2133:42	0	2
2013-14	Kings	NHL	49	27	17	--	4	6	100	1,183	2.07	.915	2904:45	2	2
	USA	OG	5	0	2	--	0	0	7	--	2.17	.923	--	--	-
2014-15	Kings	NHL	72	36	22	--	13	6	156	1,896	2.24	.918	4184:15	1	1
2015-16	Kings	NHL	68	40	23	--	5	5	149	1,820	2.22	.918	4034:29	3	1
2016-17	Kings	NHL	17	8	5	--	2	2	35	421	2.26	.917	930:57	0	2
	USA	WCup	2	--	--	--	--	0	--	--	3.56	.863	--	--	-
2017-18	Kings	NHL	64	33	28	--	3	5	147	1,867	2.4	.921	3677:05	4	1
2018-19	Kings	NHL	46	16	23	--	7	2	149	1,329	3.38	.888	2647:34	2	0
2019-20	Kings	NHL	42	16	22	--	4	1	117	1,224	2.79	.904	2516:14	1	0
2020-21	Kings	NHL	22	11	9	--	2	2	58	566	2.86	.898	1218:49	0	0
2021-22	Kings	NHL	46	23	13	--	9	2	116	1,284	2.59	.910	2685:52	1	0
2022-23	Kings	NHL	31	11	13	--	4	1	99	699	3.50	.876	1669:23	0	2
	Golden Knights	NHL	10	9	5	--	2	1	28	282	3.13	.901	536:22	0	2
NHL TOTALS			753	375	277	-	84	58	1,800	20,242	2.47	.911	43752:27	20	6

## PLAYOFFS

SEASON	TEAM	LEAGUE	GP	W	L	SO	GA	SA	GAA	SV%	MIN
2009-10	Kings	NHL	6	2	4	0	21	181	3.50	.884	360:27
2010-11	Kings	NHL	6	2	4	1	20	229	3.16	.913	380:15
2011-12	Kings	NHL	20	16	4	3	29	538	1.41	.946	1238:12
2012-13	Kings	NHL	18	9	9	3	34	518	1.86	.934	1099:00
2013-14	Kings	NHL	26	16	10	2	69	774	2.58	.911	1605:16
2015-16	Kings	NHL	5	1	4	0	15	132	3.04	.886	295:35
2017-18	Kings	NHL	4	0	4	0	7	131	1.55	.947	271:26
2021-22	Kings	NHL	7	3	4	1	22	228	3.43	.904	384:45
NHL TOTALS			92	49	43	10	217	2,731	2.31	.921	5634:56

## NHL AWARDS

Stanley Cup - 2011-12, 2013-14, 2022-23

Conn Smythe Trophy - 2011-12

William M. Jennings Trophy - 2013-14, 2017-18

NHL Second All-Star Team - 2011-12

NHL All-Star Game - 2011-12, 2015-16

## CAREER HIGHLIGHTS

### CAREER HIGHS (LAST TIME)

SHOTS FACED	51 (2x), 10/11/22 vs. VGK
SAVES	51, 12/13/10 vs. DET
WIN STREAK	9, 1/21/10 - 2/6/10
SHUTOUT STREAK	202:11, 10/15/11-10/27/11
POINT STREAK	9, 1/21/10 - 2/6/10 (9-0-0)

### NHL FIRSTS

GAME	12/6/07 vs. BUF
WIN	12/6/07 vs. BUF
SHUTOUT	12/23/08 at CBJ

## CAREER SHOOTOUTS

W	L	SA	GA	SV%
50	44	333	106	.682



# BRADEN SCHNEIDER

## DEFENSEMAN

4

HEIGHT: 6'3" - WEIGHT: 211 - SHOOTS: RIGHT - BORN: SEP. 20, 2001 - BIRTHPLACE: PRINCE ALBERT, SK

### PROFESSIONAL CAREER

#### 2022-23

\* Established career-highs in games played (81), goals (5), assists (13) and points (18).

\* Ranked fourth among Rangers defensemen in plus/minus and tied for fourth in points.

\* Ranked third among Blueshirts d-men in hits with 147 and second in blocked shots (130).

\* Played in 100th career game on Feb. 20 vs. WPG.

#### 2021-22

\* Recorded 11 points (2G-9A) in first 43 NHL games

\* Among Rangers defensemen, ranked fifth points and third in P/GP (0.26) ..

\* Made his NHL debut on Jan. 13 at SJS, scoring one goal; became the seventh defenseman in Rangers history and first since Thomas Pock on March 23, 2004 to score a goal in his NHL debut; was the third Ranger to make his NHL debut last season (Nils Lundkvist, Adam Huska) ... Recorded his fifth career point (1G-4A) on Feb. 20 at OTT

\* Fifth career assist came on Mar. 15 vs. ANA

\* Scored the second goal of his career on Mar. 29 at PIT

\* Had points in back-to-back games on Mar. 29-30

\* Collected his second career multi-point/assist game with two helpers in season finale on Apr. 29 vs. WSH

\* Had three assists in 20 playoff games

\* Notched his first career playoff point with an assist in G2 of First Round

\* In G7 of First Round, became the youngest player in Rangers history to record a point (A) in a Game 7, besting Alex Kovalev (21 years, 110 days) in the 1994 Stanley Cup Final.

### AHL CAREER

#### 2021-22

\* Started his season with the Hartford Wolf Pack, recording nine assists and a plus-9 rating in 24 games.

#### 2020-21

\* Tallied an assist and posted a plus-two rating in two games with Hartford

\* Made his AHL debut on Feb. 7 vs. Bridgeport

\* Notched his first career AHL assist/point on Feb. 11 at Providence.

### JUNIOR CAREER

#### 2020-21

\* Registered 27 points (five goals, 22 assists) and a plus-18 rating in 22 games with Brandon

\* Won the Bill Hunter Memorial Trophy as the WHL Defenseman of the Year

\* Selected as the WHL East Division Defenseman of the Year and was named to WHL East Division All-Star Team

\* Established WHL career-highs in points per game (1.23) and plus/minus rating

\* Ranked second in the WHL in power play assists (15), tied for second in game-winning goals (two), tied for fifth in plus/minus rating, and tied for sixth in assists

\* Ranked second among WHL defensemen in assists, tied for second in plus/minus rating, ranked third in points, and tied for fifth in goals

\* Served as Brandon's captain

\* Helped Brandon win the East Division Championship.

#### 2019-20

\* Recorded 42 points (seven goals, 35 assists) and a plus-nine rating in 60 games with Brandon

\* Was selected to the WHL Eastern Conference's First All-Star Team

\* Established WHL career-highs in several categories, including assists and points

\* Ranked first among all WHL draft eligible defensemen for the 2020 NHL Entry Draft in assists and points

\* Named the winner of Brandon's Mike Adamski





## Hardest Working Player Award

\* Served as an alternate captain with Brandon for the second consecutive season

\* Represented the WHL All-Stars in the 2019 Canada Russia Series.

### 2018-19

\* Tallied 24 points (eight goals, 16 assists) and posted a plus-13 rating in 58 games with Brandon

\* Established a WHL career-high in goals

\* Led Brandon defensemen in goals and ranked second among Brandon defensemen in points. 2017-18: Recorded 22 points (one goal, 21 assists) and a plus-10 rating in 66 games in his rookie season in the WHL with Brandon

\* Tied for third among WHL rookies in plus/minus rating and tied for 11th among WHL rookies (tied for third among WHL rookie defensemen) in assists

\* Notched two assists, including his first career WHL regular season assist/point, on Sept. 22 vs. Regina

\* Registered his first career WHL goal on Feb. 19 vs. Moose Jaw.

### 2016-17

\* Skated in one regular season game with Brandon

\* Made his WHL debut as a 15-year-old on Mar. 18 vs. Regina

\* Notched one assist in three playoff games.

## **MINOR CAREER**

### 2016-17

\* Registered 31 points (12 goals, 19 assists) and 73 penalty minutes in 35 games with the Prince Albert Mintos U18 AAA team in the Saskatchewan Male AAA Hockey League (SMAAAHL)

\* Skated in six playoff games.

### 2015-16

\* Tallied one assist in two regular season games and skated in two playoff games with the Prince Albert Mintos U18 AAA team in the SMAAAHL

\* Recorded 20 points (seven goals, 13 assists) in 30 games with the Prince Albert Raiders U15 AA team in the Saskatchewan AA Hockey League (SAAHL)

\* Served as the team's captain

\* Notched four points (one goal, three assists) in three playoff games.

### 2014-15

\* Tallied 20 points (six goals, 14 assists) in 27 games with the Prince Albert Raiders U15 AA team in the SAAHL.

## **INTERNATIONAL CAREER**

### 2021

\* Helped Canada win a gold medal at the 2021 IIHF World Championship

\* Recorded three points (one goal, two assists) and a plus-eight rating in six games while helping Canada earn a silver medal at the 2021 IIHF World Junior Championship.

### 2019

\* Registered three points (two goals, one assist) and a plus-nine rating while representing Canada at the 2019 IIHF U18 World Championship

\* Selected as one of the Top Three Players on his Team in the tournament.

### 2018

\* Helped Canada win a gold medal at the 2018 Hlinka Gretzky Cup. 2017: Recorded two points (one goal, one assist) in six games while playing with Canada-White at the 2017 World U17 Hockey Challenge

\* Served as the team's captain in the tournament.

## **CAREER TRANSACTIONS**

\* Selected by the Rangers in the first round, 19th overall, of the 2020 NHL Entry Draft.

## CAREER STATISTICS

SEASON	TEAM	LEAGUE	REGULAR SEASON					PLAYOFFS				
			GP	G	A	PTS	PIM	GP	G	A	PTS	PIM
2014-15	Prince Albert U15	SAAHL U15	27	6	14	20	55	9	1	2	3	8
2015-16	Prince Albert U18	SMAAAHL	2	0	1	1	0	2	0	0	0	0
	Prince Albert U15	SAAHL U15	30	7	13	20	26	3	1	3	4	2
2016-17	Prince Albert U18	SMAAAHL	35	12	19	31	73	6	0	0	0	23
	Brandon	WHL	1	0	0	0	0	3	0	1	1	0
2017-18	Brandon	WHL	66	1	21	22	16	11	0	6	6	4
	Canada White	WHC-17	6	1	1	2	0	-	-	-	-	-
2018-19	Brandon	WHL	58	8	16	24	26	-	-	-	-	-
	Canada	WJC-18	7	2	1	3	2	-	-	-	-	-
2019-20	Brandon	WHL	60	7	35	42	42	-	-	-	-	-
2020-21	Hartford	AHL	2	0	1	1	0	-	-	-	-	-
	Brandon	WHL	22	5	22	27	12	-	-	-	-	-
	Canada	WC	9	0	1	1	0	-	-	-	-	-
	Canada	WJC	6	1	2	3	25	-	-	-	-	-
2021-22	RANGERS	NHL	43	2	9	11	9	20	0	3	3	6
	Hartford	AHL	24	0	9	9	10	-	-	-	-	-
2022-23	RANGERS	NHL	81	5	13	18	16	7	1	0	1	9
NHL/NYR TOTALS			124	7	22	29	25	27	1	3	4	15

## STATISTICAL BREAKDOWN

SEASON	PPG	SHG	GWG	+/-	S	S%	TF	F%	H	BS	MIN
2021-22	0	0	0	5	25	8.0	0	0.0	60	52	15:29
2022-23	0	0	1	9	79	6.3	0	0.0	147	130	15:43
TOTALS	0	0	1	14	104	6.7	0	0.0	207	182	15:38

## CAREER HIGHLIGHTS

### CAREER HIGHS (LAST TIME)

GOALS	1 (7x), 1/5/23 at MTL
ASSISTS	2 (3x), 1/27/23 vs. VGK
POINTS	2 (3x), 1/27/23 vs. VGK (2A)
PIM	5 (3x), 4/5/23 vs. TBL
SHOTS	5 (2x), 2/25/23 at WSH
PLUS/MINUS	2 (9x), 2/11/23 at CAR
ICE TIME	24:38, 3/1/23 at PHI
GOAL STREAK	2, 11/22/22 - 11/23/22 (2)
ASSIST STREAK	2, 2/11/23 - 2/15/23 (2)
POINT STREAK	2 (3x), 2/11/23 - 2/15/23 (2A)

### NHL FIRSTS

GAME	1/13/22 at SJS
GOAL	1/13/22 at SJS (Hill)
ASSIST	1/27/22 at CBJ



**IGOR**

**SHESTERKIN**

**GOALTENDER**

**31**

HEIGHT: 6'1" - WEIGHT: 197 - CATCHES: LEFT - BORN: DEC. 30, 1995 - BIRTHPLACE: MOSCOW, RUS

## PROFESSIONAL CAREER

### 2022-23

\* Had a career-high 37 wins on the year, tied for the third most in the NHL.

\* Only three goaltenders in Rangers history have recorded more wins: Mike Richter (42 in 1993-94), Henrik Lundqvist (39 in 2011-12 & 38 in 2008-09) and Ed Giacomin (38 in 1968-69).

\* Was 17-4-4 on the road, his 17 wins tied for the second most in the NHL.

\* On the road, ranked third among goaltender with 20-plus games in GAA (2.36) and save percentage (.920).

\* Appeared in the 2023 All-Star Game in Florida.

### 2021-22

\* Awarded the Vezina Trophy, given "to the goaltender adjudged to be the best at his position," as selected by NHL general managers; the sixth Ranger to earn the honor, joining Henrik Lundqvist (2011-12), John Vanbiesbrouck (1985-86), Ed Giacomin & Gilles Villemure\* (1970-71), and Dave Kerr (1939-40). \*Of note, prior to 1981-82 the Vezina Trophy was given to the goaltender(s) of the team that allowed the fewest goals in the NHL - now that award is the William M. Jennings Trophy

\* Fifth goaltender to win the Vezina Trophy with 100 or fewer career games played, joining Tom Barrasso (1983-84 - 42 GP), Ron Hextall (1986-87 - 66 GP), Ed Belfour (1990-91 - 97 GP), and Jim Carey (1995-96 - 99 GP).

\* Won the award in his first season playing 50 or more games, the 16th goaltender to win the Vezina Trophy in their first season playing 50-plus games and first since Tuukka Rask (2013-14 - 58 GP)

\* When facing 30-or-more shots in a game, was 24-7-2 in 2021-22 and when seeing 40-or-more shots, the goaltender was 4-0-0

\* Went 36-13-4 with a league-leading 2.07 GAA and .935 save percentage

\* It was the 19th time in league history that a goaltender led the league in GAA, Save Percentage in his Vezina-winning season and first since Sergei Bobrovsky in 2016-17 with Columbus

\* Finished with the highest save percentage (.935) in franchise history among goaltenders with 30 appearances

\* Won the Rangers Most Valuable Player award as voted on by the media ... Save percentage was the third highest in NHL history among goaltenders who played 50 or more games, behind Tim Thomas (2010-11 - .938) and Dominik Hasek (1998-99 - .937)

\* Became the fifth goaltender since 2002-03 to guide his team to the third round of the postseason in the same season he won the Vezina Trophy. The previous four goalies were Marc-Andre Fleury (2020-21- VGK), Henrik Lundqvist (2011-12 - NYR), Tim Thomas (2010-11 - BOS), and Martin Brodeur (2002-03 - NJD)

\* Named a finalist for the Hart Memorial Trophy, the award presented annually "to the player adjudged to be the most valuable to his team."

\* On Dec. 31 at TBL, tallied his 40th career win in only his 67th career game, joining Gilles Villemure (1964-72) as the only Rangers goaltenders to reach the feat and becomes the 26th goaltender in NHL history to have won 40 games in 67 or fewer contests

\* Won seven-straight starts from Dec. 31-Jan. 24

\* Notched his 50th career win on Feb. 20 at OTT, becoming the 14th goalie in NHL history with 50 or more wins through 79 career games played. The last goaltender to get to that mark was Jordan Binnington of the Blues on Feb. 23, 2020

\* On Mar. 6 at WPG, improved to 10-0-0 in his career when making 40-plus saves in a game.

\* He became the NHL's second goaltender since 1955-56 to win each of his first 10 or more games





when making 40+ saves, joining Tuukka Rask (11-0-0)

- \* Recorded his first career NHL point (A) and became the 28th goaltender in team history to notch a point on Mar. 10 at STL

- \* Earned his 30th win of the season on Mar. 19 at TBL, setting a franchise record for fewest appearances to 30 wins in a season (41 GP), passing Henrik Lundqvist (46 GP) in 2014-15. With a 30-8-3 record, Shesterkin tied Mike Richter for the fewest number of regulation losses (8) in team history upon reaching 30 wins

- \* Posted a 10-9-0 in 20 postseason starts, along with a 2.59 GAA and .929 save percentage

- \* Made 79 saves on 83 shots in G1 of First Round, the second most saves in NHL history behind Joonas Korpisalo (CBJ) on August 11, 2020 against Tampa Bay. His save total surpassed the 56 saves from Gump Worsley (April 5, 1962) for the most in franchise history

- \* Earned his first career playoff win in G2 of First Round, making 39 saves on 41 shots

- \* Combined for 118 saves through the first two games, tied for the second most combined saves in consecutive games by a single goaltender in NHL history; became the first goaltender since 1955-56 (since shots on goal began being tracked) to record 100 saves through his team's first two games of a postseason, besting the previous mark of 97 shared by Jean-Sebastien Giguere (2003 w/ ANA) and Roberto Luongo (2007 w/ VAN)

- \* In G6 of First Round, notched an assist on the Rangers' third goal, making him the fifth Rangers goaltender to record a playoff assist (Henrik Lundqvist – May 25, 2014, Mike Richter – May 11, 1997, Bob Froese – April 6, 1989, John Vanbiesbrouck – April 12, 1986 and April 9, 1986)

- \* In G7 of First Round, became the fourth goaltender in Rangers history to win a Game 7, joining Henrik Lundqvist (6x), Mike Richter (2x) and John Vanbiesbrouck (1x); recorded 255 saves in seven games, the most in a single series by a Rangers goaltender (since 1955-56 when the League began officially tracking shots on goal); fifth most saves in a single round (since 1955-56 when shots on goal began being tracked), trailing Curtis Joseph (277 in 1993 DF w/ STL), Jonas Hiller (274 in 2009 CSF w/ ANA), Ken Dryden (260 in 1971 QF w/ MTL) and Ed Belfour (258 in 2003 CQF w/ TOR)

- \* Became the third Rangers goaltender (Richter, Vanbiesbrouck) to post a win in his first career

Game 7 and the youngest Rangers goaltender to win his first career Game 7 (26 years, 136 days)

- \* With win in G4 of Second Round, became the fifth goaltender in club history to post a five-game home winning streak during a postseason, following Mike Richter (1994), Steve Baker (1981), Ed Giacomin (1974) and Dave Kerr (1940)

- \* Established a franchise record for the longest home win streak in a playoff year in G6 of Second Round, surpassing Mike Richter (5 GP in 1994), Steve Baker (5 GP in 1981), Ed Giacomin (5 GP in 1974) and Dave Kerr (5 GP in 1940). Shesterkin won his fourth career game when facing elimination, the second most in Rangers history behind Henrik Lundqvist (16); notched two assists, becoming the fifth goaltender in NHL history to register multiple assists in a playoff game; the first to do so while facing elimination

- \* Became the third goaltender in Rangers history to win multiple career Game 7s (2-0), joining Henrik Lundqvist (6-2) and Mike Richter (2-0)

- \* In G1 of ECF, became the first goaltender to post a seven-game home win streak in a playoff year since Corey Crawford with the Blackhawks in 2014

- \* In G2 of ECF, won his eighth-straight playoff game at home, becoming the fifth goaltender to earn the feat since 1998 (Jonathan Quick – 2013, Marc-Andre Fleury – 2008, Chris Osgood – 2009, Martin Brodeur – 2003); earned his 10th career postseason win in his 17th game, requiring the fewest games in Rangers history to reach the mark among goaltenders to start their playoff career with the franchise (edging Henrik Lundqvist: 18 GP).

#### 2020-21

- \* Posted a 16-14-3 record, along with a 2.62 GAA, a .916 SV%, and 2 SO in 35 appearances (31 starts) in his rookie season in the NHL with the Rangers

- \* Tied for 12th among NHL goaltenders (min. 20 games played) in SV%

- \* Posted a .900 SV% or better in 21 of his starts during the season (most among NHL rookie goaltenders)

- \* Ranked fourth among NHL rookie goaltenders (min. 10 games played) in SV% and ranked fifth (min. 10 games played) in GAA

- \* Tied for third among NHL rookie goaltenders in wins, and ranked third in appearances and starts

- \* Made 29 saves while starting in the Rangers'

season opener on Jan. 14 vs. NYI; became the 10th rookie goaltender to start a season-opening game for the Rangers in franchise history and the first since Weeks in 1981-82

- \* Earned 18 wins in his first 30 career NHL appearances; the 18 wins were the second-most by a Rangers goaltender within their first 30 career NHL appearances in franchise history (Henry – 20)

- \* Posted a shutout streak of 199:33 against New Jersey over a span of four games (Mar. 4 – Apr. 17), including an overall shutout streak of 152:37 over a span of three games (Apr. 13 – Apr. 17), and posted back-to-back shutouts on Apr. 13 at NJD and Apr. 15 vs. NJD ... his shutout streak of 199:33 against NJD was the longest by a Rangers goaltender against one opponent in franchise history

- \* His overall shutout streak of 152:37 was the fourth-longest shutout streak by a rookie goaltender in Rangers history (the only three streaks that were longer were by Chabot in 1926-27

- \* Earned a win in relief while making his final appearance as a rookie on May 8 at BOS; earned his 26th career win as a rookie, passing Villemure for the fifth-most career wins by a rookie goaltender with the Rangers in franchise history.

#### 2019-20

- \* Posted a 10-2-0 record, along with a 2.52 GAA and a .932 SV% in 12 appearances with the Rangers

- \* His .932 SV% was the second-best among NHL goaltenders who made at least 10 appearances during the season

- \* Ranked fifth among NHL rookie goaltenders in wins despite not making his first NHL appearance until Jan. 7

- \* Earned a win in nine of his first 10 NHL appearances (9-1-0 record); became the first goaltender in Rangers history to earn a win in nine of his first 10 career NHL appearances, as well as the first goaltender to earn a win in nine of his first 10 career appearances with the Rangers

- \* Became the fourth goaltender in NHL history to register nine wins in his first 10 career NHL appearances (Frank Brimsek, Bob Froese, and Frederik Andersen)

- \* Made 29 saves and earned his first career NHL win while making his NHL/Rangers debut on Jan. 7 vs. COL; became the first goaltender who was born in Russia to appear in a game with the Rangers in franchise history

- \* Posted a seven-game winning streak from Jan.

31 vs. DET to Feb. 22 vs. SJS; tied the franchise record for the longest winning streak by a rookie goaltender (Henry – 1941-42), and the seven-game winning streak was tied for the fifth-longest in Rangers history

- \* Appeared in one playoff game

- \* Stopped 27 of 30 shots while making his playoff debut in Game 3 of the Qualifying Round vs. CAR on Aug. 4; became the 10th rookie goaltender to appear in a playoff game in franchise history (Chabot, Miller, Aitkenhead, Henry, Villemure, Weeks, Vanbiesbrouck, Richter, and Lundqvist) and became the first Rangers goaltender other than Lundqvist to start a playoff game since Weekes in Game 2 of the Eastern Conference Quarterfinals against NJD in 2006.

#### **AHL CAREER**

##### 2019-20

- \* Posted a 17-4-3 record, along with a 1.90 GAA, a .934 SV%, and 3 SO in 25 appearances with Hartford

- \* Led the AHL in GAA and SV%, and ranked second in the AHL in wins at the time he was recalled by the Rangers for the final time during the season on Jan. 29

- \* Was selected to play in the 2020 AHL All-Star Classic

- \* Named the AHL's Goaltender of the Month for the month of October, which was the first month of his AHL career

- \* Made 26 saves to earn his first career AHL win while making his AHL debut on Oct. 5 vs. Charlotte

- \* Stopped all 36 shots to record his first career AHL shutout on Oct. 18 vs. Springfield

#### **EUROPEAN CAREER**

##### 2018-19

- \* Posted a 24-3-1 record, along with a 1.11 GAA, a .953 SV%, and 10 SO in 28 KHL appearances with SKA St. Petersburg

- \* Established KHL career-bests in GAA (1.11), SV% (.953), and SO (10)

- \* Led the KHL in GAA and SV%, and tied for second in the KHL in SO; his 1.11 GAA was the second-best in one season in KHL history and his .953 SV% was tied for the second-best in one season in the league's history

- \* Posted a 1.95 GAA in 10 playoff appearances with SKA.



#### 2017-18

\* Posted a 24-2-2 record, along with a 1.70 GAA, a .933 SV%, and 7 SO in 28 KHL appearances with SKA St. Petersburg

\* Tied for third in the KHL in SO, ranked fourth in GAA, and ranked sixth in SV%

\* Played in the KHL All-Star Game.

#### 2016-17

\* Posted a 31-4-1 record, along with a 1.64 GAA, a .937 SV%, and 8 SO in 39 KHL appearances with SKA St. Petersburg

\* Established a KHL career-high in wins

\* Named to the KHL First All-Star Team and played in the KHL All-Star Game for the first time in his career ... Tied for second in the KHL in SO, ranked third in SV%, and ranked fourth in GAA

\* Named the KHL's Goaltender of the Month for October

\* Helped SKA win the Gagarin Cup; posted a 4-1 record, along with a 1.84 GAA and a .940 SV% in five playoff appearances.

#### 2015-16

\* Appeared in 25 games with SKA-Neva St. Petersburg of the Supreme Hockey League (VHL), posting a 17-5-3 record, along with a 1.19 GAA, a .954 SV%, and 6 SO

\* Led the VHL in GAA and SV%

\* Posted a 5-2-0 record in seven KHL appearances with SKA St. Petersburg

\* Posted a 1.51 GAA and a .946 SV% in two appearances with SKA-1946 St. Petersburg of the Junior Hockey League (MHL).

#### 2014-15

\* Split the season between SKA St. Petersburg (KHL), SKA-Karelia (VHL), and SKA-1946 St. Petersburg (MHL)

\* Helped Russia win the 2014 Canada Russia Super Series.

#### 2013-14

\* Posted an 18-5-0 record, along with a 1.42 GAA, a .947 SV%, and 5 SO in 23 MHL appearances with MHK Spartak Moscow Jr.

\* Played in the MHL All-Star Game and was named the MHL Goaltender of the Month for September

\* Helped MHK Spartak Moscow Jr. win the MHL Championship; posted a 12-7 record, along with a 1.75 GAA, a .937 SV%, and 4 SO

\* Appeared in nine KHL games with Spartak Moscow.

#### 2012-13

\* Posted an 11-1-2 record, along with a 2.10 GAA, a .920 SV%, and 2 SO in 15 MHL appearances with MHK Spartak Moscow Jr.

\* Posted a 6-3 record in nine playoff appearances.

### **INTERNATIONAL CAREER**

#### 2018

\* Posted a 2-1-1 record, along with a 1.46 GAA, a .942 SV%, and 2 SO in four appearances while representing Russia at the 2018 IIHF World Championship; established a Soviet/Russian record for consecutive shutout minutes in a single tournament at the World Championships

\* Was a member of the gold medal-winning Olympic Athletes from Russia team at the 2018 Winter Olympics.

#### 2017

\* Was a member of the bronze medal-winning Russian team at the 2017 IIHF World Championship.

#### 2016

\* Was a member of the bronze medal-winning Russian team at the 2016 IIHF World Championship.

#### 2015

\* Posted a 3-1-0 record, along with a 1.98 GAA, a .938 SV%, and 1 SO while helping Russia earn a silver medal at the 2015 IIHF World Junior Championship.

#### 2013

\* Posted a 4-2-0 record, along with a 2.26 GAA and a .937 SV% at the 2013 IIHF U18 World Championship

\* Named one of the Top Three Players on his Team.

#### 2012

\* Represented Russia at the 2012 Ivan Hlinka Memorial Tournament and at the 2012 World Junior A Challenge.

### **CAREER TRANSACTIONS**

\* Selected by the Rangers in the fourth round, 118th overall, of the 2014 NHL Entry Draft.

## CAREER STATISTICS

## REGULAR SEASON

SEASON	TEAM	LEAGUE	GP	W	L	T	OT	SO	GA	SA	GAA	SV%	MIN	A	PIM
2012-13	MHK Spartak Moscow	MHL	15	11	1	-	2	2	31	389	2.10	.920	887	0	25
	Russia	WJC-18	6	4	2	-	0	0	-	-	2.26	.937	-	-	-
2013-14	Spartak Moscow	KHL	9	2	5	-	1	1	20	207	2.80	.903	428	0	0
	MHK Spartak Moscow	MHL	23	18	5	-	0	5	33	627	1.42	.947	1,399	1	30
2014-15	SKA St. Petersburg	KHL	6	5	0	-	1	0	9	109	2.33	.917	231	0	10
	SKA-Karelia	VHL	8	3	3	-	2	1	14	245	1.72	.943	488	0	0
	SKA-1946 St.	MHL	3	2	0	-	1	0	6	91	2.26	.934	159	0	25
	Russia	WJC	5	3	1	-	0	1	8	129	1.98	.938	242	0	0
2015-16	SKA St. Petersburg	KHL	7	5	2	-	0	1	18	205	2.58	.912	419	0	0
	SKA-Neva St.	VHL	25	17	5	-	3	6	30	652	1.19	.954	1,513	1	6
	SKA-1946 St.	MHL	2	1	1	-	0	0	3	56	1.51	.946	119	0	0
	Russia	WC	-	-	-	-	-	-	-	-	-	-	-	-	-
2016-17	SKA St. Petersburg	KHL	39	31	4	-	1	8	60	953	1.64	.937	2,191	3	0
	Russia	WC	-	-	-	-	-	-	-	-	-	-	-	-	-
2017-18	SKA St. Petersburg	KHL	28	24	2	-	2	7	45	670	1.70	.933	1,593	1	2
	Russia	WC	4	2	1	-	1	2	5	86	1.46	.942	205	0	0
2018-19	SKA St. Petersburg	KHL	28	24	3	-	1	10	31	656	1.11	.953	1,681	1	4
2019-20	RANGERS	NHL	12	10	2	-	0	0	29	424	2.52	.932	692	0	0
	Hartford	AHL	25	17	4	-	3	3	46	698	1.90	.934	1,455	2	4
2020-21	RANGERS	NHL	35	16	14	-	3	2	83	987	2.62	.916	1,899	0	0
2021-22	RANGERS	NHL	53	36	13	-	4	6	106	1,622	2.07	.935	3,071	1	2
2022-23	RANGERS	NHL	58	37	13	-	8	3	144	1,719	2.48	.916	3,489	1	2
	NHL/NYR TOTALS		158	99	42	-	15	11	362	4,752	2.37	.924	9,149	2	4

## PLAYOFFS

SEASON	TEAM		GP	W	L	SO	GA	SA	GAA	SV%	MIN
2012-13	MHK Spartak Moscow	MHL	9	6	3	3	14	269	1.59	.948	529
2013-14	MHK Spartak Moscow	MHL	19	12	7	4	33	526	1.75	.937	1,134
2014-15	SKA-1946 St. Petersburg	MHL	13	9	4	1	32	355	2.47	.910	778
2016-17	SKA St. Petersburg	KHL	5	4	1	0	7	116	1.84	.940	228
2017-18	SKA St. Petersburg	KHL	1	0	0	0	0	2	0.00	1.000	1
2018-19	SKA St. Petersburg	KHL	10	4	5	0	17	178	1.95	.904	522
2019-20	RANGERS	NHL	1	0	1	0	3	30	3.10	.900	58
2021-22	RANGERS	NHL	20	10	9	0	51	720	2.59	.929	1,182
2022-23	RANGERS	NHL	7	3	4	0	14	203	1.96	.931	427
	NHL/NYR TOTALS		28	13	14	0	68	953	2.45	.929	1667

RANGERS RECORDS
Highest single-season save percentage (.935) in franchise history (min. 30 app.) - 2021-22
Fewest games required to 30 wins (41 GP) in franchise history - 2021-22
Most wins by a Rangers goaltender in his first 10 career NHL games - 9
Longest winning streak by a Rangers rookie goaltender - 7 games (1/31/20 - 2/22/20); tied with Jim Henry (1941-42)
Only goaltender born in Russia to appear in a game with the Rangers in franchise history
Longest shutout streak by a Ranger goaltender against one opponent in franchise history - 199:33 against NJD (4/13/21 - 4/17/21)
Only rookie goaltender in Rangers history to make at least 40 saves in two consecutive team games - 2/9/20 - 2/11/20

NHL RECORDS
Only goaltender in NHL history to post a .900 SV% or better in each of his first 10 career appearances
Most wins by a goaltender in his first 10 career NHL appearances - 9; tied with three others
Most 40-save games/wins by a goaltender in his first 10 career NHL appearances - 4

CAREER HIGHLIGHTS

CAREER HIGHS (LAST TIME)

SHOTS FACED	49, 1/9/20 vs. NJD
SAVES	46, 1/9/20 vs. NJD
WIN STREAK	7 (2x), 12/31/21 - 1/24/22
SHUTOUT STREAK	152:43, 4/12/22 - 4/23/22
POINT STREAK	7 (3x), 10/11/22 - 11/1/22 (5-0-2)

NHL FIRSTS

GAME	1/7/20 vs. COL (5-3)
WIN	1/7/20 vs. COL (5-3)
SHUTOUT	4/13/21 at NJD (3-0)

CAREER SHOOTOUTS

W	L	SA	GA	SV%
7	7	62	18	.710

NHL AWARDS

Vezina Trophy - 2021-22
NHL First All-Star Team - 2021-22
NHL All-Star Game - 2022-23

RANGERS AWARDS

Rangers MVP (as voted by PWHA) - 2021-22

CAREER PENALTY SHOTS (3)

DATE	OPPONENT	PLAYER (RESULT)
4/22/21	PHI	Joel Farabee (Save)
1/28/22	MIN	Frederick Gaudreau (Save)
12/12/22	NJD	Jack Hughes (Save)

40 OR MORE SAVE GAMES (12; 11-0-1)

DATE	OPPONENT	RESULT	SAVES
1/9/20	NJD	6-3	46
2/9/20	LAK	4-1	42
2/11/20	at WPG	4-1	42
2/22/20	SJS	3-2	44
3/25/21	at PHI	8-3	41
4/6/21	PIT	8-4	41
10/18/21	at TOR	2-1 (OT)	40
11/8/21	FLA	4-3	42
1/30/22	SEA	3-2	40
3/6/22	at WPG	4-1	45
10/25/22	COL	2-3 (SO)	42
12/9/22	at COL	2-1	41

CAREER SHUTOUTS (11)

DATE	OPPONENT	SCORE	SAVES
4/13/21	at NJD	3-0	27
4/15/21	NJD	4-0	16
10/29/21	CBJ	4-0	31
1/2/22	TBL	4-0	38
1/13/22	at SJS	3-0	37
4/7/22	PIT	3-0	30
4/16/22	DET	4-0	20
4/19/22	WPG	3-0	31
11/1/22	PHI	1-0 (OT)	19
3/18/23	PIT	6-0	33
4/8/23	at CBJ	4-0	20



## VINCENT TROCHECK CENTER

16

HEIGHT: 5'11" - WEIGHT: 187 - SHOOTS: RIGHT - BORN: JUL. 11, 1993 - BIRTHPLACE: PITTSBURGH, PA

### PROFESSIONAL CAREER

#### 2022-23

\* Finished fourth in points (64), assists and tied for fourth in goals (22) in first season with the Rangers.

\* His 42 assists were the second most of his career (44 - 2017-18 with FLA).

\* Led Rangers with a 56.1 faceoff percentage (min. 25 GP).

\* He has played in 80-plus games in four seasons and has recorded 20 or more goals, and 50 or more points in five seasons over his career.

\* Played in 600th career game on January 16 at CBJ.

#### 2021-22

\* Skated in 81 games for the Carolina Hurricanes, registering 21 goals and 30 assists for 51 points and a career-high plus-21 rating

\* Ranked third on the Hurricanes with a career-high 185 hits, tied for fourth in points and fifth in goals

\* Was one of four players in the NHL with 50 or more points and 180 or more hits (Trocheck, Tom Wilson, Brady Tkachuk, Andrei Svechnikov)

\* Among NHL skaters with 1,200 or more faceoffs taken, he ranked 13th in the league with a 54.6 faceoff percentage

\* Led all Carolina forwards in blocked shots (46) and ranked second among forwards in ice time per game (17:52) and takeaways (50)

\* Notched 10 points (6G-4A) and a plus-7 rating in 14 games in the 2022 Stanley Cup Playoffs; led the Hurricanes in playoff goals and plus/minus while ranking tied for third in points

\* Recorded three points (1G-2A) against Boston in G5 of First Round

\* Scored a goal in three of seven games against the Blueshirts in the Second Round.

#### 2020-21

\* Posted 43 points (17g, 26a) in 47 games

\* Ranked third on the team in goals, fifth in assists and second in points

\* Tied for team lead in power-play goals (7)

\* Ranked fourth on the team in hits (107)

\* Ranked second on the team and ninth in the NHL in faceoff win percentage (56.1%, min. 600 faceoffs)

\* Led the team in shootout goals (3) and game-deciding goals (2)

\* Scored a goal in each of his first six games against FLA, becoming the first Whalers/Hurricanes player to score in his first four or more games against his former team after being traded since the NHL began tracking trades in 1991-92, the first Hurricanes player since 2005-06 (Rod Brind'Amour) to record a six-game goal streak against one opponent

\* Scored the game-winning goal vs. TBL (2/20) for his 300th career NHL point

\* Missed eight games due to an upper-body injury (3/11-3/27)

\* Posted a career-long seven-game assist/point streak from 3/30-4/10 (3g, 7a), tied for the team-long assist streak this season

\* Tallied a point in 13 consecutive games played from 2/27-4/10 (7g, 11a), marking the fifth-longest such run in franchise history

\* Wore an "A" with captain Jordan Staal out of the lineup at NSH (5/10)

#### 2019-20

\* Completed his seventh NHL season and first with the Hurricanes



\* Registered 38 points (11g, 27a) in 62 games

\* Earned 36 points (10g, 26a) in 55 games with the Florida Panthers and two points (1g, 1a) in seven games with Carolina

\* Registered two assists in eight playoff games

\* Made Hurricanes playoff debut in Game 1 of Eastern Conference Qualifying Round vs. NYR (8/1)

\* Posted first career Hurricanes playoff point (assist) in Game 1 of Eastern Conference First Round vs. BOS (8/12)

#### 2018-19

\* Posted 34 points (10G-24A) in 55 NHL games with Florida.

\* Ranked tied for sixth on the team in assists and eighth in goals and points

\* Finished second among Panthers forwards in average ice time (19:40)

\* Won 51.8% of his faceoffs

\* Missed 27 games with a lower-body injury from 11/21-1/15

\* Scored two goals including 100th career NHL goal vs. WSH (4/1)

#### 2017-18

\* Recorded 75 points (31g, 44a) in 82 NHL games with Florida

\* Established career highs in goals, assists, points, power-play goals (13), shorthanded goals (3) and game-winning goals (5)

\* Led Panthers in goals and power-play goals... Ranked second on the team in points and third in assists

\* Finished sixth in the NHL in shots (287)

\* Averaged a career-high 21:22 of ice time per game

\* Won 54.1% of his faceoffs

\* Recorded three points (2g, 1a) including 100th career NHL assist at STL (1/9)

\* Scored first career hat trick at EDM (2/12)

\* Recorded two assists to reach 200 career NHL points vs. OTT (3/12)

\* Played 300th career NHL game at CBJ (3/22)

#### 2016-17

\* Tallied 54 points (23g, 31a) in 82 NHL games with Florida

\* Led Panthers in points and tied for team lead in assists

\* Finished second on team in goals

\* Named to 2017 NHL All-Star Game

\* Registered two points (1g, 1a) including 100th career NHL point vs. TOR (12/28)

\* Tallied three points (2g, 1a) in 200th career NHL game at NSH (2/11)

#### 2015-16

\* Posted 53 points (25g, 28a) in 76 NHL games with Florida

\* Ranked tied for third on the Panthers in goals and fifth in assists and points

\* Tallied a career-high four points (1g, 3a) in season opener vs. PHI (10/10)

\* Added one assist in two NHL playoff games

\* Made NHL playoff debut in Game 5 of Eastern Conference First Round vs. NYI (4/22)

\* Posted first career NHL playoff point (assist) in Game 6 at NYI (4/24).

#### 2014-15

\* Split second professional season between Florida (NHL) and San Antonio (AHL)

\* Posted 22 points (7g, 15a) in 50 games with Florida

\* Began the season in the AHL and finished with 19 points (8g, 11a) in 23 games with San Antonio

\* Scored first AHL playoff goal in AHL playoff debut at Oklahoma City (4/23)

\* Earned first career AHL playoff assist vs. Oklahoma City (4/29).

#### 2013-14

\* Split first professional season between Florida (NHL) and San Antonio (AHL)

\* Tallied eight points (5g, 3a) in 20 games with Florida

- \* Began the season in the AHL and recorded 42 points (16g, 26a) in 55 games with San Antonio
- \* Tied for Rampage team lead in assists and finished second on the team in goals and points
- \* Recorded first career professional point (assist) in AHL debut vs. Chicago (10/4)
- \* Scored first two career AHL goals at Chicago (10/13)
- \* Made NHL debut vs. BUF (3/7)
- \* Scored first career NHL goal vs. NJD (3/14)
- \* Earned first career NHL assist at ANA (3/23)
- \* Held without a point in just 11 games
- \* Tallied 50 points (24g, 26a) in 35 games with Saginaw and 59 points (26g, 33a) in 28 games with Plymouth
- \* Began the season with Saginaw and captained the Spirit
- \* Recorded 200th career OHL point (assist) vs. Kitchener (10/6)
- \* Posted three points (2g, 1a) including 100th career OHL goal vs. Sarnia (1/26)
- \* Finished the season with a 21-game point streak from 1/26-3/17 (23g, 23a)

## **AMATEUR CAREER**

### 2012-13

- \* Posted 109 points (50g, 59a) in 63 OHL games with Saginaw and Plymouth
- \* Won Red Tilson Trophy as OHL's Most Outstanding Player
- \* Named OHL First Team All-Star
- \* Led OHL in points and plus/minus (+49)
- \* Tied for league lead in shorthanded goals (5)
- \* Ranked second in the OHL in goals and fourth in points
- \* Recorded 37 multi-point games
- \* Scored 50th goal of the season vs. Windsor (3/16)
- \* Added 24 points (10g, 14a) in 15 OHL playoff games
- \* Led the Whalers in playoff goals and points.

## **CAREER TRANSACTIONS**

- \* Selected by the Florida Panthers in the 2011 NHL Draft. Third round, 64th overall.
- \* Traded to Carolina by Florida for Erik Haula, Lucas Wallmark, Eetu Luostarinen and Chase Priskie, February 24, 2020.
- \* Signed as a free agent by NY Rangers, July 13, 2022.



## CAREER STATISTICS

SEASON	TEAM		REGULAR SEASON					PLAYOFFS				
			GP	G	A	PTS	PIM	GP	G	A	PTS	PIM
2009-10	Saginaw	OHL	68	15	28	43	56	6	2	2	4	2
2010-11	Saginaw	OHL	68	26	36	62	60	12	6	5	11	4
2011-12	Saginaw	OHL	65	29	56	85	65	12	5	6	11	10
2012-13	Saginaw	OHL	35	24	26	50	34	-	-	-	-	-
	Plymouth	OHL	28	26	33	59	24	15	10	14	24	8
2013-14	Panthers	NHL	20	5	3	8	6	-	-	-	-	-
	San Antonio	AHL	55	16	26	42	32	-	-	-	-	-
2014-15	Panthers	NHL	50	7	15	22	24	-	-	-	-	-
	San Antonio	AHL	23	8	11	19	19	3	1	1	2	2
2015-16	Panthers	NHL	76	25	28	53	44	2	0	1	1	0
2016-17	Panthers	NHL	82	23	31	54	43	-	-	-	-	-
2017-18	Panthers	NHL	81	31	44	75	54	-	-	-	-	-
2018-19	Panthers	NHL	55	10	24	34	54	-	-	-	-	-
2019-20	Panthers	NHL	55	10	26	36	33	-	-	-	-	-
	Hurricanes	NHL	7	1	1	2	16	8	0	2	2	4
2020-21	Hurricanes	NHL	47	17	26	43	20	9	2	1	3	4
2021-22	Hurricanes	NHL	81	21	30	51	78	14	6	4	10	10
2022-23	RANGERS	NHL	82	22	42	64	58	7	1	0	1	14
NHL TOTALS			637	172	270	442	430	40	9	8	17	32
RANGERS TOTALS			82	22	42	64	58	7	1	0	1	14

## STATISTICAL BREAKDOWN

SEASON	PPG	SHG	GWG	+/-	S	S%	TF	F%	H	BS	MIN
2013-14	1	1	0	-11	38	13.2	348	47.7	39	11	18:53
2014-15	1	0	0	9	89	7.9	481	48.7	93	19	14:00
2015-16	4	1	4	15	174	14.4	1,106	49.5	125	41	17:46
2016-17	2	0	2	-13	230	10.0	1,664	50.2	164	51	20:50
2017-18	13	3	5	-9	287	10.8	1,577	54.1	145	55	21:22
2018-19	3	1	1	-9	158	6.3	961	51.8	112	42	19:40
2019-20	1	1	2	-8	141	7.8	832	52.2	101	37	16:44
2020-21	7	0	2	-3	123	13.8	769	56.1	107	28	18:14
2021-22	6	0	3	21	168	12.5	1,245	54.6	185	46	17:52
2022-23	9	0	3	3	225	9.8	1,286	56.1	182	44	19:18
TOTALS	47	7	22	-5	1,633	10.5	10,269	52.6	1,253	374	18:40

## CAREER HIGHLIGHTS

### CAREER HIGHS (LAST TIME)

GOALS	3, 2/12/18 at EDM
ASSISTS	3 (3x), 12/4/17 vs. NYI
POINTS	4 (2x), 3/10/16 vs. OTT (1G-3A)
PIM	15, 12/4/21 vs. BUF
SHOTS	10, 1/7/18 at CBJ
PLUS/MINUS	4 (4x), 2/11/23 at CAR
ICE TIME	26:33, 11/11/17 at NJD
GOAL STREAK	4 (4x), 11/2/17 - 11/10/17
ASSIST STREAK	8, 3/9/21 - 4/10/21
POINT STREAK	13, 2/27/21 - 4/10/21 (7G-11A)

### NHL FIRSTS

GAME	3/7/14 vs. BUF
GOAL	3/14/14 vs. NJD (Schneider)
ASSIST	3/25/14 vs. OTT

### CAREER HAT TRICKS (1)

DATE	OPPONENT	GOALTENDER
2/12/18	at EDM	Talbot

### ALL-STAR GAME SCORING

SEASON	TEAM	G	A
2016-17	Atlantic Division	1	3



# JACOB TROUBA

## DEFENSEMAN

8

HEIGHT: 6'3" - WEIGHT: 209 - SHOOTS: RIGHT - BORN: FEB. 26, 1994 - BIRTHPLACE: ROCHESTER, MI

### PROFESSIONAL CAREER

#### 2022-23

\* Won Mr. Ranger Award for 2022-23.

\* Played in all 82 games for the second time in his career (2018-19 with WPG).

\* His eight goals were tied for the third most in his career while his 199 shots ranked second.

\* Ranked sixth among NHL defensemen in hits (218) and fourth in blocked shots (196).

\* Played in his 600th game on Oct. 14 at WPG.

#### 2021-22

\* Co-Players' Player Award winner for the season

\* Registered 39 points (11G-28A) through 81 games with New York

\* Posted a career high in goals, plus/minus rating (+25), and PIM (88); his 28 assists were the second most of career

\* Tied for most goals scored by a Rangers defenseman with Adam Fox

\* Ranked second among all Rangers skaters and led team defensemen in plus/minus rating

\* Only player in NHL with 175+ blocked shots and 200+ hits

\* His 177 blocked shots ranked second in the NHL and led the Rangers and he ranked second on the team in hits (207)

\* Notched his second career multi-point playoff game (1G-1A) in G5 of First Round and first since May 1, 2018 vs. NSH while with WPG.

#### 2020-21

\* Registered 12 points (two goals, 10 assists) and a plus-three rating in 38 games with the Rangers

\* Was the only NHL player who had registered at least 100 hits, 80 blocked shots, and 15 takeaways during the season at the time of his injury on Apr. 20

\* Led the Rangers in hits (111) and blocked shots (84), and ranked second in average ice time (21:29) at the time of his injury

\* Named an alternate captain prior to the start of the season

\* Skated in his 500th career NHL game on Mar. 20 at WSH

\* Tallied two assists, tied for the game-high (led the Rangers) with three blocked shots, and tied for the game-high with four hits while skating in his 100th career game with the Rangers on Apr. 6 vs. PIT

#### 2019-20

\* Established career-highs in power play goals (four) and hits (173)

\* Was one of two NHL players who registered at least 160 shots on goal, 170 hits, and 120 blocked shots (Nurse)

\* Was one of five NHL players who logged at least 125:00 of power play ice time and 175:00 of shorthanded ice time (Provorov, Weber, Hronek, Niskanen)

\* Ranked eighth among NHL defensemen in hits and ranked 14th among NHL defensemen in shots on goal (168)

\* Was one of four players who skated in each of the Rangers' 70 games

\* Led the Rangers in average ice time (22:34), hits, and blocked shots (128), and ranked third in shots on goal

\* Led Rangers defensemen in power play goals and shots on goal, and ranked third in assists (20) and points (27)

\* Tied a single-game career-high with three points (one goal, two assists), recorded his first goal, assist, and point as a Ranger, led all skaters with five hits, and logged a game-high 24:26 of ice time while making his Rangers debut on



Oct. 3 vs. WPG; became the first defenseman to record a three-point game in his Rangers debut in franchise history

\* Registered one assist in three playoff games

\* Skated in his first playoff game with the Rangers in Game 1 of the Qualifying Round at CAR on Aug. 1

#### 2018-19

\* Established career-highs in several categories, including games played (82), assists (42), and points (50)

\* Tied for ninth among NHL defensemen in assists (tied with Erik Karlsson and Victor Hedman) and ranked 13th among NHL defensemen in points

\* Ranked second among NHL defensemen 25 years old or younger in assists (trailing only Morgan Rielly) and ranked third among NHL defensemen 25 years old or younger in points (trailing only Rielly and Chabot)

\* Ranked sixth in the NHL in blocked shots (171)

\* Was one of six NHL defensemen who logged at least 200:00 of shorthanded ice time and 150:00 of power play ice time (along with Doughty, Josi, Carlson, Ellis, and Giordano)

\* Led Winnipeg in total ice time (1,876:00), total shorthanded ice time (201:57), and blocked shots, ranked second in average ice time (22:53) and average shorthanded ice time (2:28), tied for second in power play assists (15), ranked third in assists and even strength assists (25), and tied for fourth in points

\* Established a single-game career-high with three assists, tied a single-game career-high with three points, and recorded his 100th career NHL assist on Oct. 20 vs. ARI

\* Skated in his 400th career NHL game on Mar. 21 at VGK

\* Recorded one assist in six playoff games.

#### 2017-18

\* Registered 24 points (three goals, 21 assists) and a plus-nine rating in 55 games with Winnipeg

\* Ranked second on the team in average ice time (21:54) and tied for third in blocked shots (100)

\* Ranked third among Jets defensemen in assists

\* Skated in his 300th career NHL game on Dec. 7 at FLA

\* Posted a three-game assist/point streak from Jan. 5 vs. BUF to Jan. 9 at BUF (one goal, four assists)

\* Established playoff career-highs in games played (17), goals (two), points (three), and plus/minus rating (plus-six) while helping the Jets advance to the Western Conference Final

\* Tied for the team lead in blocked shots (41), ranked second in average ice time (21:39), and tied for second in plus/minus rating in the playoffs

\* Registered his first career Stanley Cup Playoff goal, which was also the game-winning goal, in the first minute of Game 5 of the First Round vs. MIN on Apr. 20

\* Registered a "Gordie Howe Hat Trick" by recording one goal, one assist, and one fighting major, and posted a plus-two rating in Game 3 of the Second Round vs. NSH on May 1.

#### 2016-17

\* Established a career-high in average ice time (24:58); ranked 11th in the NHL in average ice time

\* Tied for 20th among NHL defensemen in points per game (0.55; 33 points in 60 games)

\* Ranked second on Winnipeg in average ice time and ranked third in blocked shots (118)

\* Ranked second among Jets defensemen in goals (eight), assists (25), and points (33)

#### 2015-16

\* Established career-highs in plus/minus rating (plus-10) and blocked shots (177)

\* Ranked 10th in the NHL – and led Winnipeg – in blocked shots

\* Ranked second on Winnipeg – and led team defensemen – in plus/minus rating

\* Ranked third on the Jets in average ice time (22:04)

\* Ranked third among Winnipeg defensemen in goals (six), assists (15), and points (21)

\* Tied a single-game career-high with two goals, recorded a shorthanded goal, and posted a plus-two rating in 25:27 of ice time on Dec. 29 vs. DET

\* Skated in his 200th career NHL game on Mar. 18 vs. CHI.

#### 2014-15

\* Tallied 22 points (seven goals, 15 assists) in 65

games with Winnipeg

\* Ranked second on the Jets in blocked shots (120) and ranked third in average ice time (23:19)

\* Ranked second among Winnipeg defensemen in goals and shots on goal (133), and ranked third among Jets defensemen in assists and points

\* Tallied two assists in four playoff games

\* Tied for the team lead in assists and tied for third on the Jets in points in the playoffs

\* Notched his first career Stanley Cup Playoff assist/point and posted a plus-two rating while making his Stanley Cup Playoff debut in Game 1 of the First Round at Anaheim on Apr. 16.

#### 2013-14

\* Finished sixth in voting for the Calder Trophy as the NHL's Rookie of the Year

\* Led NHL rookies in average ice time (22:26) and ranked second among NHL rookie defensemen in goals and tied for third among NHL rookie defensemen in points

\* Tied for second among Jets defensemen in goals and plus/minus rating (plus-four), and ranked third among team defensemen in assists (19) and points (29)

\* Registered two points (one goal, one assist), including his first career NHL goal, assist, and point, and posted a plus-two rating while making his NHL debut on Oct. 1 at EDM.

### **COLLEGE CAREER**

#### 2012-13

\* Named to the NCAA (West) First All-American Team; was the only freshman to be named a First Team All-American during the season

\* Became the first freshman in the University of Michigan's history to be named a First Team All-American

\* Named the CCHA's Best Offensive Defenseman and to the CCHA First All-Star Team and the CCHA All-Rookie Team

\* Received the University of Michigan's Hal Downs Award as Most Valuable Player and the Vic Heyliger Award as the team's Most Outstanding Defenseman

\* Registered 29 points (12 goals, 17 assists) in 37 games

\* Tied for second among NCAA defensemen in goals and tied for seventh among NCAA defensemen in points; led NCAA freshmen defensemen in both categories

\* Tallied his first career collegiate goal, assist, and point in his collegiate debut on Oct. 11 vs. RIT.

### **USDP CAREER**

#### 2011-12

\* Recorded 32 points (nine goals, 23 assists) in 54 games with the U.S. National U18 Team as part of the U.S. National Team Development Program

\* Tallied 18 points (four goals, 14 assists) in 22 games in United States Hockey League (USHL) competition.

#### 2010-11

\* Split the season between the U.S. National U18 Team and the U.S. National U17 Team

\* Tallied seven points (three goals, four assists) in 31 USHL games with Team USA.

### **MIDGET CAREER**

#### 2009-10

\* Registered 28 points (14 goals, 14 assists) in 38 games with Compuware U16 in the Tier 1 Elite U16 Hockey League (T1EHL U16) and skated in three games with Compuware U18.

#### 2008-09

\* Tallied 17 points (four goals, 13 assists) in 31 games with Compuware Bantam Major AAA in the T1EBHL.

#### 2007-08

\* Recorded 12 points (four goals, eight assists) in 31 games with Compuware Bantam Minor AAA in the T1EMBHL.

### **INTERNATIONAL CAREER**

#### 2017

\* Registered three points (one goal, two assists) and a plus-five rating in eight games while representing the United States at the 2017 IIHF World Championship.

#### 2016

\* Skated in two games while playing with Team North America at the 2016 World Cup of Hockey.

#### 2014

\* Recorded three points (two goals, one assist) in four games while representing the United States at the 2014 IIHF World Championship.

#### 2013

\* Tallied nine points (four goals, five assists) in

seven games while helping the United States win a gold medal at the 2013 IIHF World Junior Championship

\* Named the Best Defenseman in the tournament and was named to the Tournament All-Star Team; was also named one of the Top Three Players on his Team in the tournament

\* Registered three points (one goal, two assists) in seven games while helping the United States earn a bronze medal at the 2013 IIHF World Championship.

#### 2012

\* Tallied two assists in six games while representing the United States at the 2012 IIHF World Junior Championship

\* Registered three points (one goal, two assists)

and posted a plus-five rating in six games while helping the United States win a gold medal at the 2012 IIHF U18 World Championship.

#### 2011

\* Registered nine points (two goals, seven assists) while helping the United States earn a silver medal at the 2011 World U17 Hockey Challenge

\* Tallied one goal in six games while helping the United States win a gold medal at the 2011 IIHF U18 World Championship.

#### **CAREER TRANSACTIONS**

\* Selected by Winnipeg in the first round, ninth overall, of the 2012 NHL Entry Draft.

\* Acquired by the Rangers in exchange for Neal Pionk and a first-round pick in the 2019 NHL Entry Draft (Ville Heinola), June 17, 2019

# CAREER STATISTICS

			REGULAR SEASON					PLAYOFFS				
SEASON	TEAM	LEAGUE	GP	G	A	PTS	PIM	GP	G	A	PTS	PIM
2010-11	U.S. Nat'l U18 Team	USDP	21	2	5	7	24	-	-	-	-	-
	U.S. Nat'l U17 Team	USDP	37	6	13	19	35	-	-	-	-	-
	U.S. Nat'l Team	USHL	31	3	4	7	31	-	-	-	-	-
	United States	WJC-18	6	1	0	1	2	-	-	-	-	-
	United States	WHC-17	6	2	7	9	12	-	-	-	-	-
2011-12	U.S. Nat'l U18 Team	USDP	54	9	23	32	71	-	-	-	-	-
	U.S. Nat'l Team	USHL	22	4	14	18	35	-	-	-	-	-
	United States	WJC	6	0	2	2	0	-	-	-	-	-
	United States	WJC-18	6	1	2	3	8	-	-	-	-	-
2012-13	Univ. of Michigan	NCAA	37	12	17	29	88	-	-	-	-	-
	United States	WC	7	1	2	3	2	-	-	-	-	-
	United States	WJC	7	4	5	9	10	-	-	-	-	-
2013-14	Jets	NHL	65	10	19	29	43	-	-	-	-	-
	United States	WC	4	2	1	3	8	-	-	-	-	-
2014-15	Jets	NHL	65	7	15	22	46	4	0	2	2	2
2015-16	Jets	NHL	81	6	15	21	62	-	-	-	-	-
2016-17	Jets	NHL	60	8	25	33	54	-	-	-	-	-
	Team North America W-Cup		2	0	0	0	0	-	-	-	-	-
	United States	WC	8	1	2	3	2	-	-	-	-	-
2017-18	Jets	NHL	55	3	21	24	34	17	2	1	3	17
2018-19	Jets	NHL	82	8	42	50	58	6	0	1	1	4
2019-20	RANGERS	NHL	70	7	20	27	61	3	0	1	1	0
2020-21	RANGERS	NHL	38	2	10	12	22	-	-	-	-	-
2021-22	RANGERS	NHL	81	11	28	39	88	20	1	4	5	25
2022-23	RANGERS	NHL	82	8	22	30	63	7	0	0	0	6
	NHL TOTALS		698	70	217	287	531	57	3	9	12	54
	NYR TOTALS		271	28	80	108	234	30	1	5	6	31

# STATISTICAL BREAKDOWN

SEASON	PPG	SHG	GWG	+/-	S	S%	TF	F%	H	BS	MIN
2013-14	0	1	1	4	121	8.3	0	0.0	95	132	22:26
2014-15	1	0	0	2	133	5.3	1	0.0	97	120	23:19
2015-16	0	1	0	10	133	4.5	1	0.0	144	177	22:04
2016-17	2	0	1	4	154	5.2	0	0.0	107	118	24:58
2017-18	0	0	2	9	144	2.1	0	0.0	84	100	21:54
2018-19	3	1	1	8	162	4.9	0	0.0	112	171	22:53
2019-20	4	0	1	-12	168	4.2	0	0.0	173	128	22:34
2020-21	0	0	1	3	70	2.9	0	0.0	111	84	21:29
2021-22	1	0	1	25	204	5.4	0	0.0	207	177	22:26
2022-23	2	1	2	7	199	4.0	1	0.0	218	196	21:12
TOTALS	13	4	10	60	1,488	4.7	3	0.0	1,348	1,403	22:31



## CAREER HIGHLIGHTS

### CAREER HIGHS (LAST TIME)

GOALS	2 (4x), 1/22/22 vs. ARI
ASSISTS	3 (2x), 2/22/19 at VGK
POINTS	3 (6x), 1/22/22 vs. ARI
PIM	17, 2/4/17 at COL
SHOTS	8 (3x), 10/25/22 vs. COL
PLUS/MINUS	4 (9x), 4/2/23 at WSH
ICE TIME	31:07, 1/14/17 at LAK
GOAL STREAK	2 (5x), 12/17/22 - 12/18/22
ASSIST STREAK	5, 12/27/16 - 1/4/17 (6)
POINT STREAK	5, 12/27/16 - 1/14/17 (1G-6A)

## NHL FIRSTS

GAME	10/1/13 at EDM
GOAL	10/1/13 at EDM (Dubnyk)
ASSIST	10/1/13 at EDM

## RANGERS RECORDS

Most points by a defenseman in his Rangers debut in franchise history - 3 (10/3/19 vs. Winnipeg)

## RANGERS AWARDS

Rod Gilbert "Mr. Ranger" Award - 2022-23

Players' Player Award - 2021-22



# JIMMY VESEY

## LEFT WING

26

HEIGHT: 6'2" - WEIGHT: 200 - SHOOTS: LEFT - BORN: MAY 26, 1993 - BIRTHPLACE: BOSTON, MA

### PROFESSIONAL CAREER

#### 2022-23

\* Tallied 11 goals and 14 assists for 25 points in 81 games with the Rangers.

\* Notched a career-high plus-13 rating, tied a career-high in games played and recorded the second most assists in a season in his career.

\* Played in 500th career NHL game on April 6 at STL.

#### 2021-22

\* Skated in 68 games for the New Jersey Devils, tallying eight goals and seven assists for 15 points.

\* Two of his eight goals came shorthanded.

#### 2020-21

\* Skated in 50 games between Toronto and Vancouver, tallying five goals and five assists for 10 points with 58 total shots

#### 2019-20

\* Appeared in 60 games for the Buffalo Sabres during the 2019-20 season, recording nine goals and 11 assists.

#### 2018-19

\* Notched career-highs in points (35), assists (18), games played (81) and tied his career-high in goals (17).

\* Ranked fifth on the Rangers in goals and sixth in points.

\* Recorded a career-high 154 shots on goal.

#### 2017-18

\* Had a career-high tying 17 goals and tied for the team-lead with four game-winning goals.

\* Blueshirts posted a 15-4-3 record in games when he registered a point.

\* Skated in his 100th career NHL game on November 17, 2017 against Columbus.

#### 2016-17

\* Ranked second among NHL rookies in game-winning goals (6), tied for fifth in power play goals (5), seventh in takeaways (44) and tied for 12th in goals (16).

\* First Ranger to tally six game-winning goals in his rookie season since Mike Ridley in 1985-86.

\* Won the Lars-Erik Sjoberg Award as the top Rangers rookie in Training Camp.

\* Made his NHL debut on October 13, 2016 against Islanders.

### AMATEUR CAREER

#### 2015-16

\* Won the Hobey Baker Award as the top player in collegiate hockey; became the fourth player in Harvard's history to win the award

\* Ranked fourth in the NCAA in goals per game (0.73), ranked fifth in shots on goal per game (4.48), tied for seventh in goals (24), and ranked eighth in points per game (1.39)

\* Led Harvard in goals, points (46), and shots on goal (148), ranked second in assists (22), power play goals (six), and game-winning goals (five), and tied for second in plus/minus rating (plus-11).

\* Named ECAC Player of the Year and Ivy League Player of the Year for the second consecutive season

#### 2014-15

Established collegiate career-highs in games played (37), goals (32), assists (26), points (58), power play goals (seven), game-winning goals (six), plus/minus rating (plus23), and shots on goal (158).

\* Was a finalist for the Hobey Baker Award as the top player in collegiate hockey.

\* Led the NCAA in goals and goals per game (0.86), ranked second in points per game (1.57), ranked third in the NCAA in points, tied for sixth in game-winning goals, and tied for 10th in shots on goal.

\* Selected to the NCAA (East) First All-American Team and named ECAC Player of the Year

#### 2013-14

\* Selected to the All-Ivy Second Team

\* Led Harvard in goals (13), points (22), game-winning goals (five), and shots on goal (144), tied for the team lead in power play goals (four), and tied for third in assists (nine).

#### 2012-13

\* Selected to the ECAC All-Rookie Team

\* Tied for sixth among NCAA freshmen in goals per game (0.41).

\* Tied for the team lead in goals (11), tied for second on Harvard in power play goals (two), tied for third in points (18), and ranked fourth in shots on goal (79).



## **CAREER TRANSACTIONS**

\* Drafted by the Nashville Predators in the third round, 66th overall, of the 2012 NHL Draft.

\* Traded to Buffalo by Nashville for Minnesota's 3rd round pick (previously acquired, Nashville selected Rem Pitlick) in 2016 NHL Draft, June 20, 2016.

\* Signed as a free agent by NY Rangers, August 19, 2016.

\* Traded to Buffalo by NY Rangers for a 3rd-round pick in 2021 NHL Draft, July 1, 2019.

\* Signed as a free agent by Toronto, October 11, 2020.

\* Claimed off waivers by Vancouver from Toronto, March 17, 2021.

\* Signed as a free agent by New Jersey, October 10, 2021.

\* Signed as a free agent by NY Rangers, October 9, 2022.

## CAREER STATISTICS

SEASON	TEAM	LEAGUE	REGULAR SEASON					PLAYOFFS				
			GP	G	A	PTS	PIM	GP	G	A	PTS	PIM
2012-13	Harvard	NCAA	27	11	7	18	25	-	-	-	-	-
	USA U20	WJC-20	7	1	4	5	2	-	-	-	-	-
2013-14	Harvard	NCAA	31	13	9	22	14	-	-	-	-	-
2014-15	Harvard	NCAA	37	32	26	58	21	-	-	-	-	-
	USA	WC	9	0	3	3	0	-	-	-	-	-
2015-16	Harvard	NCAA	33	24	22	46	6	-	-	-	-	-
2016-17	RANGERS	NHL	80	16	11	27	26	12	1	4	5	9
2017-18	RANGERS	NHL	79	17	11	28	20	-	-	-	-	-
2018-19	RANGERS	NHL	81	17	18	35	21	-	-	-	-	-
2019-20	Sabres	NHL	64	9	11	20	15	-	-	-	-	-
2020-21	Maple Leafs	NHL	30	5	2	7	4	-	-	-	-	-
	Canucks	NHL	20	0	3	3	6	-	-	-	-	-
2021-22	Devils	NHL	68	8	7	15	12	-	-	-	-	-
2022-23	RANGERS	NHL	81	11	14	25	20	7	0	1	1	10
	NHL TOTALS		503	83	77	160	124	19	1	5	6	19
	NYR TOTALS		321	61	54	115	87	19	1	5	6	19

## STATISTICAL BREAKDOWN

SEASON	PPG	SHG	GWG	+/-	S	S%	TF	F%	H	BS	MIN
2016-17	5	0	6	-13	116	13.8	7	28.6	64	37	13:38
2017-18	1	0	4	-18	136	12.5	32	46.9	83	34	14:20
2018-19	1	0	4	-6	154	11	32	25	79	34	16:03
2019-20	0	1	2	12	93	9.7	5	0	43	20	13:48
2020-21	0	0	1	-14	58	8.6	12	25	38	19	12:43
2021-22	0	2	2	-24	110	7.3	61	29.5	85	29	14:25
2022-23	0	1	4	13	123	8.9	18	22.2	98	40	13:37
TOTALS	7	4	23	-50	790	10.5	167	29.9	490	213	14:10

## CAREER HIGHLIGHTS

### CAREER HIGHS (LAST TIME)

GOALS	3, 3/12/18 vs. CAR
ASSISTS	2 (2x), 2/11/23 at CAR
POINTS	3 (3x), 3/24/18 vs. BUF
PIM	10, 1/21/18 at LAK
SHOTS	7, 12/13/16 vs. CHI
PLUS/MINUS	4, 2/11/23 at CAR
ICE TIME	25:52, 2/9/20 vs. ANA
GOAL STREAK	3, 11/25/19 - 11/29/19 (3)
ASSIST STREAK	3, 2/23/19 - 2/27/19 (3)
POINT STREAK	4, 11/24/19 - 11/29/19 (3G-2A)

### HOCKEY AWARDS

Hobey Baker Memorial Award (Top U.S. Collegiate Player) - 2016

### NHL FIRSTS

GAME	10/13/16 vs. NYI
GOAL	10/17/16 vs. SJS (Jones)
ASSIST	10/26/16 vs. BOS



# BLAKE WHEELER

RIGHT WING

17

HEIGHT: 6'5" - WEIGHT: 222 - SHOOTS: RIGHT - BORN: AUG. 31, 1986 - BIRTHPLACE: PLYMOUTH, MN

## PROFESSIONAL CAREER

### 2022-23

\* Skated in 72 games for the Winnipeg Jets in 2022-23, recording 16 goals and 39 assists for 55 points.

\* Added seven power play goals, the second most of his career, and a career-high tying six game-winning goals.

\* On the Jets, ranked tied for fourth in goals, third in assists and fifth in points.

\* Left the Jets as the franchise leader in regular season games played (897), points (812) assists (550), and shots (2,462), while his 262 goals are the third-most in franchise history.

### 2021-22

\* Notched 60 points (17G-43A) in 65 games with Winnipeg, the ninth and most recent time he has reached the 60-point mark in a season.

\* Played in his 1,000th game on December 5, 2021.

### 2020-21

\* Accumulated 15 goals and 31 assists for 46 points in 50 games with the Jets.

### 2019-20

\* Got his 700th NHL point when he scored a goal against the Minnesota Wild on Oct. 10, 2019.

### 2018-19

\* Had 91 points (20 goals, 71 assists) for second consecutive year.

\* Had a career high 71 assists.

\* Selected to play in NHL All-Star Game for second-straight year.

### 2017-18

\* Had 91 points (23 goals, 68 assists) to help the Jets finish with a franchise-record 114 points.

\* Contributed 21 points (three goals, 18 assists) in 17 games to help Winnipeg advance to the Western Conference Final.

\* Led the NHL in assists with 68 and was selected to the NHL's Second All-Star Team.

\* Named as a finalist for the Mark Messier NHL Leadership Award.

\* Selected to the NHL All-Star Game.

### 2016-17

\* Named captain of the Jets on Aug. 31, 2016.

\* Scored 26 goals for the third straight season and finished with 74 points.

### 2014-15

\* Tied for second in the NHL with four shorthanded goals.

### 2013-14

\* Had a career-high eight power play goals and played in all 82 games.

### 2008-2011

\* Started his career with the Bruins, netting 110 points (50G, 60A) in 221 games.

\* Selected to the NHL YoungStars Game in 2009 and earned MVP in the game.

## AMATEUR CAREER

\* Played three seasons at the University of Minnesota from 2005-2008

\* Led the Golden Gophers in points (35) and assists (20), while he shared the lead in goals (15) in 2007-08

\* Won a WCHA championship in 2007 and was named the WCHA's tournament MVP

\* Played the 2004-05 season with the Green Bay Gamblers of the USHL

## INTERNATIONAL CAREER

\* Represented the United States at the 2014 Olympics, 2016 World Cup of Hockey, 2011 World Championship and 2006 World Junior Championship.







## **CAREER TRANSACTIONS**

\* Selected by the Phoenix Coyotes in the first round, fifth overall, of the 2004 NHL Entry Draft.

\* Signed as a free agent by Boston, July 1, 2008.

\* Traded to Atlanta by Boston with Mark Stuart for Rich Peverley and Boris Valabik, February 18, 2011.

\* Transferred to Winnipeg after Atlanta franchise relocated, June 21, 2011.

\* Signed as a free agent by Munchen (Germany), October 28, 2012.

\* Signed as a free agent by NY Rangers, July 1, 2023.

# CAREER STATISTICS

SEASON	TEAM	LEAGUE	REGULAR SEASON					PLAYOFFS				
			GP	G	A	PTS	PIM	GP	G	A	PTS	PIM
2005-06	Univ. of Minnesota	NCAA	39	9	14	23	41	-	-	-	-	-
	USA U20	WJC-20	7	2	0	2	6	-	-	-	-	-
2006-07	Univ. of Minnesota	NCAA	44	18	20	38	42	-	-	-	-	-
2007-08	Univ. of Minnesota	NCAA	44	15	20	35	72	-	-	-	-	-
2008-09	Bruins	NHL	81	21	24	45	46	8	0	0	0	0
2009-10	Bruins	NHL	82	18	20	38	53	13	1	5	6	6
2010-11	Bruins	NHL	58	11	16	27	32	-	-	-	-	-
	Thrashers	NHL	23	7	10	17	14	-	-	-	-	-
	USA	WC	7	2	3	5	6	-	-	-	-	-
2011-12	Jets	NHL	80	17	47	64	55	-	-	-	-	-
2012-13	EHC München	DEL	15	6	14	20	51	-	-	-	-	-
	Jets	NHL	48	19	22	41	28	-	-	-	-	-
2013-14	Jets	NHL	82	28	41	69	63	-	-	-	-	-
	USA	OG	6	0	1	1	2	-	-	-	-	-
2014-15	Jets	NHL	79	26	35	61	73	4	1	0	1	2
2015-16	Jets	NHL	82	26	52	78	49	-	-	-	-	-
2016-17	Jets	NHL	82	26	48	74	47	-	-	-	-	-
	USA	WCup	3	0	1	1	0	-	-	-	-	-
2017-18	Jets	NHL	81	23	68	91	52	17	3	18	21	10
2018-19	Jets	NHL	82	20	71	91	60	6	1	4	5	6
2019-20	Jets	NHL	71	22	43	65	37	4	0	1	1	5
2020-21	Jets	NHL	50	15	31	46	50	8	2	3	5	0
2021-22	Jets	NHL	65	17	43	60	36	-	-	-	-	-
2022-23	Jets	NHL	72	16	39	55	46	5	2	4	6	0
NHL TOTALS			1,118	312	610	922	741	65	10	35	45	29

## STATISTICAL BREAKDOWN

SEASON	PPG	SHG	GWG	+/-	S	S%	TF	F%	H	BS	MIN
2008-09	3	2	3	36	150	14	34	38.2	49	26	13:41
2009-10	3	1	2	-4	159	11.3	27	48.2	70	33	15:47
2010-11	0	0	2	10	179	10.1	148	35.1	74	47	16:15
2011-12	6	0	3	3	208	8.2	10	40	113	46	19:05
2012-13	2	0	2	-3	129	14.7	18	22.2	90	39	18:48
2013-14	8	0	4	4	225	12.4	40	37.5	150	68	18:41
2014-15	2	4	6	26	244	10.7	48	45.8	128	54	19:40
2015-16	3	2	5	8	256	10.2	28	35.7	92	56	19:47
2016-17	5	2	4	6	259	10	94	45.7	100	51	20:09
2017-18	6	0	2	13	246	9.4	362	45.9	94	66	20:15
2018-19	2	2	3	0	231	8.7	88	35.2	81	53	20:43
2019-20	4	1	2	1	180	12.2	652	49.9	102	51	19:19
2020-21	4	0	2	-17	113	13.3	8	37.5	63	30	18:20
2021-22	3	0	2	-15	167	10.2	21	19.1	62	37	19:32
2022-23	7	0	6	-3	126	12.7	126	51.6	54	35	17:03
TOTALS	58	14	48	65	2,872	10.9	1,704	45.2	1,322	692	18:27

## CAREER HIGHLIGHTS

### CAREER HIGHS (LAST TIME)

GOALS	4, 3/3/19 at CBJ
ASSISTS	4 (6x), 2/16/22 vs. MIN
POINTS	5 (2x), 2/12/22 at NSH
PIM	17, 10/12/14 at LAK
SHOTS	11, 12/14/18 at CHI
PLUS/MINUS	4 (4x), 5/11/21 vs. VAN
ICE TIME	27:04, 1/23/17 vs. ANA
GOAL STREAK	2 (5x), 12/7/21 - 12/8-21 (2)
ASSIST STREAK	5, 12/27/16 - 1/4/17 (6)
POINT STREAK	5, 12/27/16 - 1/14/17 (1G-6A)

### NHL AWARDS

NHL Second All-Star Team - 2018

NHL All-Star Game - 2017-18, 2018-19

### NHL FIRSTS

GAME	10/9/08 at COL
GOAL	10/9/08 at COL (Budaj)
ASSIST	11/1/08 vs. DAL



**MIKA**

**ZIBANEJAD**

**CENTER**

**93**

HEIGHT: 6'2" - WEIGHT: 201 - SHOOTS: RIGHT - BORN: APR 18, 1993 - BIRTHPLACE: STOCKHOLM, SWE

## PROFESSIONAL CAREER

### 2022-23

\* Had a career-high of 91 points (39G-52A), becoming the third Rangers center since 1982-83 to record 90 points in a season (Gretzky, Messier).

\* Since 2007-08, only Panarin and Zibanejad have recorded 90 or more points in a season for the Rangers.

\* Fourth Rangers player in the past 25 years to record consecutive 80-point seasons. The others: Artemi Panarin (2021-22 - 2022-23), Jaromir Jagr (2005-06 - 2006-07) and Wayne Gretzky (1996-97 - 1997-98).

\* Had a career-high 20 power play goals, tied for the third most in the NHL.

\* Recorded his second season with 50 or more assists. The only players in franchise history with more such campaigns are Brian Leetch (6x), Rod Gilbert (4x), Mark Messier (4x), Wayne Gretzky (3x), Jean Ratelle (3x) and Artemi Panarin (3x).

\* Named the Rangers' Most Valuable Player, as voted on by members of the Rangers media.

### 2021-22

\* Recorded 81 points (29G-52A) in 81 games

\* Established a career high in points, assists, plus/minus rating (+30)

\* Ranked second the team in goals, points, and takeaways (62), third in assists and P/GP (1.00), and fourth in power play points (28)

\* Led the team in plus/minus rating

\* Led Rangers forwards in TOI/GP (23:54)

\* Had a career-high tying 15 PPGs

\* Tied for sixth in the NHL in playoff points (24), led Rangers

\* Tied for seventh in the NHL in playoffs goals (10)

\* Ranked eighth in playoff assists (14)

\* Scored his first goal of the season on Oct. 18 at TOR while also recording his 100th career multi-point game

\* With his 55th power-play goal with the Rangers on Nov. 2 at VAN, passed Tomas Sandstrom for the 14th most in team history; 138th goal with New York tied him with Bill Fairbairn for the 31st most in franchise history

\* On Dec. 1 vs. PHI, tallied his 300th point as a Ranger (140G-160A), becoming the 42nd player to record 300 points with the franchise; required the fewest games (343 GP) to reach the mark with the club since Jaromir Jagr (257 GP)

\* Recorded his 500th career point on Mar. 25 vs. PIT; became the 11th Swedish-born center to reach the milestone and third center from the 2011 NHL Draft class to notch 500 points (Mark Scheifele, Ryan Nugent-Hopkins). Of all skaters who made their debut in 2011-12 or later, became the 14th to reach 500 points in 669 games or less

\* Recorded two goals and two assists for four points, his first career playoff four-point game, in G6 of First round; scored two goals in a span of 1:16 to tie the game at 2-2. The last Rangers player to score twice in that span or faster in a playoff game was Don Maloney (0:26 in Game 3 of 1979 QF)

\* In G7 of First Round, recorded three points (1G-2A), including an assist on the overtime winner; scored the tying goal with 5:45 remaining in regulation, marking the first time in franchise history a Rangers player has tied a Game 7 in the final 10 minutes of the third period

\* In G7 of Second Round, registered three assists, becoming the second player in franchise history to record three-plus assists in a Game 7 (James Patrick - 1992 DSF vs. NJD)

\* Tied Adam Graves (6 in 1996) for the most PPGs in a single playoff year



## 2020-21

\* Registered 50 points (24 goals, 26 assists) in 56 games with the Rangers

\* Led the NHL in power play shot attempts (117) and shorthanded shot attempts (44), and ranked second in power play shots on goal (72)

\* Was the only NHL forward who logged at least 200:00 of power play ice time and 130:00 of shorthanded ice time

\* Tied for fifth in the NHL in power play goals (10), tied for sixth in game-winning goals (seven), tied for 13th in goals, ranked 15th in faceoff wins (479), ranked 16th in shots on goal (171), and tied for 17th in takeaways (39)

\* Tied for sixth among NHL centers in goals and tied for 12th in points

\* Led the Rangers in several categories, including goals, game-winning goals, shots on goal, and takeaways, and ranked second in points and power play goals

\* Led the Rangers in goals for the fourth consecutive season; became the second player in franchise history to lead the Rangers in goals for at least four consecutive seasons (Bill Cook – five straight seasons from 1928-29 – 1932-33)

\* Was one of three players who skated in each of the Rangers' 56 games during the season

\* Recorded six of his team-leading seven game-winning goals on the road; his road six game-winning goals were tied for the second-most in one season in Rangers history (Nash – seven in 2014-15; Jagr – six in 2005-06)

\* Established single-game career-highs with six points (three goals, three assists) and a plus-five rating, registering all six points in the second period, tallied a natural hat trick with one even strength goal, one power play goal, and one shorthanded goal, and registered his 400th career NHL point on Mar. 17 vs. PHI; became the second player in NHL history to register six points in one period (Bryan Trottier), and tied the Rangers' single-period franchise record for goals

\* Became the first Ranger to tally at least six points in one game since Messier on Nov. 25, 1992 at PIT

\* Tied a single-game career-high with six points (three goals, three assists), recording his second six-point game and natural hat trick in a five-game span (both against PHI), tallied three power play goals, led the Rangers with five shots on goal,

and posted a plus-three rating on Mar. 25 at PHI; became the third player in NHL history to score a natural hat trick in consecutive games against the same opponent in a single season and became the first player in NHL history to register six or more points in consecutive games played against one opponent within the same regular season

\* Became the second Ranger in franchise history to register multiple six-point games (along with Hedberg) and the first to do so in one season

\* Became the seventh Ranger in franchise history to register at least three power play goals in one game

\* Led all skaters with seven shots on goal and eight faceoff wins (8-for-16; 50.0%) in 19:48 of ice time while skating in his 600th career NHL game on May 1 at NYI

\* Recorded two goals, including the game-winning goal (which was his 200th career NHL goal), led all skaters with six shots on goal, and posted a plus-two rating on May 8 at BOS.

## 2019-20

\* Established career-highs in several categories, including goals (41), points (75), average ice time (21:38), power play goals (15), power play points (27), shorthanded goals (three), shorthanded assists (two), and shorthanded points (five), and tied his career-high in plus/minus rating (plus-nine)

\* Led the NHL (min. five games played) in goals per game (0.72); his 0.72 goals per game average was the third-best by a Ranger in one season (min. 30 games played) in franchise history (Bill Cook – 0.75 in 1926-27; Ratelle – 0.73 in 1971-72)

\* Became the fourth Ranger to lead the NHL in goals per game (min. 30 games played) in a season in franchise history (Bill Cook – 1926-27 and 1932-33; Lynn Patrick – 1941-42; Camille Henry – 1962-63)

\* His 41 goals were tied for the 14th-most in one season in franchise history

\* Reached the 40-goal plateau in fewer personal games (56) than any other Ranger in franchise history

\* Was the 20th different Ranger who posted a 40-goal season in franchise history, and it was the 24th instance of a player tallying 40 or more goals in a season with the Blueshirts in franchise history

\* Became the first Ranger to record 40 or more goals in a season since Nash in 2014-15 and was also the first Rangers center who tallied at least 40 goals in a season since Messier in 1995-96

\* Ranked third in the NHL in power play goals and shorthanded points, ranked fifth in goals, tied for fifth in shorthanded goals, ranked seventh (min. 10 games played) in points per game (1.32), tied for eighth in power play points, tied for ninth in shots on goal per game (min. 10 games played – 3.65), overtime goals (two), and shorthanded assists, tied for 10th in game-winning goals, and tied for 12th in points

\* His 1.32 points per game average was the 11th-best in one season (min. 40 games played) in franchise history; was the first Rangers center who averaged at least 1.32 points per game in a season since Messier in 1995-96 (1.34)

\* Was the only NHL player who recorded 15 or more power play goals and three or more shorthanded goals; over the last 10 seasons, is one of only three NHL players who have recorded at least 15 power play goals and three shorthanded goals in the same season (Ryan Kesler – 2010-11; Leon Draisaitl – 2018-19)

\* Became the second Ranger to record at least 15 power play goals and at least three shorthanded goals in the same season since the NHL began to track goals by strength in 1933-34 (Graves – 1993-94)

\* Played in 29 games which the Rangers won; registered a point in 26 of those 29 games, and tallied a goal in 23 of those 29 contests

\* Of his 41 goals, 17 were the go-ahead goal in the game; ranked second in the NHL in go-ahead goals (Pastrnak – 18)

\* Recorded 20 of his 41 goals in either the third period or overtime; was tied for second in the NHL in goals in either the third period or overtime

\* Ranked fifth among NHL forwards in average ice time this season (21:38), and was the only NHL player who averaged at least 3:30 of power play ice time per game and at least 2:30 of shorthanded ice time per game; was the first NHL forward who averaged at least 3:30 of power play ice time per game and at least 2:30 of shorthanded ice time per game in the same season since Ryan Kesler in 2010-11, and was only the fourth Rangers forward who accomplished the feat since the NHL began to track ice time in 1997-98 (Nedved – 2002-03; Shanahan – 2006-07 and 2007-08; Drury – 2007-

\* Led the Rangers in goals, power play goals, power play points, shorthanded goals, shorthanded points, game-winning goals (six), and faceoff wins (592), ranked second in points, average ice time, and shots on goal (208), and tied for fourth in assists (34)

\* Selected as the NHL's First Star of the Week for the week ending on Oct. 6 (first week of the season)

\* Posted a career-high nine-game point streak from Feb. 11 at WPG to Feb. 27 at MTL (eight goals, seven assists), including a career-high six-game goal streak from Feb. 16 vs. BOS to Feb. 27 at MTL; the six-game goal streak was tied for the longest in the NHL during the season (he posted two separate six-game goal streaks during the season and became the second Ranger in franchise history to post two six-game goal streaks in the same season (Turcotte – 1992-93))

\* Selected as the NHL's Second Star of the Week for the week ending on Feb. 23

\* Selected as the NHL's First Star of the Week for the week ending on Mar. 8

\* Tallied two points (one goal, one assist) in three playoff games

\* Tied a single-game playoff career-high with two points (one goal, one assist) while skating in a game-high 25:08 of ice time in Game 1 of the Qualifying Round at CAR on Aug. 1; became the second Rangers forward to log at least 25:00 of ice time in a playoff game which ended in regulation since the NHL began to track ice time in 1997-98 (Dubinsky – 25:45 of ice time in Game 3 of the Eastern Conference Quarterfinals in 2011 vs. WSH).

## 2018-19

\* Established career-highs in numerous categories, including games played (82), assists (44), total ice time (1,685:48), shots on goal (236), primary assists (25), power play assists (12), faceoff wins (831), faceoffs taken (1,673), and takeaways (69)

\* Was named the Rangers' Most Valuable Player and the winner of the Steven McDonald Extra Effort Award; became the sixth Ranger to be named the team's MVP (as chosen by the media) and to receive the Steven McDonald Extra Effort Award (as chosen by the fans) in the same season, joining Graves (1992-93 and 1993-94), Messier (1994-95 and 1995-96), Leetch (1996-97), Gretzky (1997-98), and Lundqvist (2017-18) as the only



Rangers to accomplish the feat

- \* Was the only Ranger who played in all of the team's 82 games during the season; played in all 82 games of a season for the first time in his NHL career

- \* Led the Rangers in numerous categories, including goals (30), assists, points (74), primary assists, power play goals (11), power play assists, power play points (23), shots on goal, game-winning goals (five), takeaways, faceoff wins, faceoffs taken, and total ice time

- \* Became the 13th different Ranger to lead the team in goals, assists, and points in the same season (and the first to do so since Dubinsky in 2010-11); it was the 18th instance in franchise history that one player led the team in goals, assists, and points in the same season

- \* Became the third center in franchise history to register at least 30 goals in a season when 25 years old or younger (Pavelich and Turcotte), and also became the third center in franchise history to record at least 70 points in a season when 25 years old or younger (Tkaczuk and Pavelich)

- \* Was one of seven NHL players who recorded 30 or more goals and won at least 800 faceoffs (Barkov, Crosby, Larkin, Scheifele, Tavares, Toews), and was one of 10 NHL players who registered at least 30 goals and 60 or more takeaways (Aho, Barkov, Draisaitl, Larkin, McDavid, Monahan, Scheifele, Stone, Toews)

- \* Was one of five NHL forwards who logged at least 1,250 minutes of even strength ice time, 200 minutes of power play ice time, and 150 minutes of shorthanded ice time during the season (Barkov, Couturier, Kopitar, O'Reilly)

- \* Ranked eighth in the NHL in faceoffs taken and ranked 11th in the NHL in faceoff wins and power play shots on goal (70)

- \* Became the first Rangers forward to lead the team in total ice time since the NHL began to track the statistic in 1997-98; his 1,685:48 of ice time was the sixth-most by a Rangers forward in one season since 1997-98

- \* His 831 faceoff wins were the fourth-most a Ranger recorded in one season since the NHL began tracking the statistic in 1997-98, and his 1,673 faceoffs taken were the third-most a Ranger has taken in one season since 1997-98

- \* Led the NHL in shootout attempts (11) and tied for the NHL lead in shootout goals (five); tied the Rangers' single-season record for shootout goals

- \* Took a shot in every shootout the Rangers had during the season

- \* Named an alternate captain prior to the start of the season

- \* Tallied four points (two goals, two assists), registered a power play goal and a shorthanded goal, and recorded the game-winning goal on Oct. 23 vs. FLA; became the first Ranger to tally a power play goal and a shorthanded goal in the same period since Dubinsky (Apr. 12, 2009 at PHI) and became the first Ranger to record a power play point and a shorthanded point in the same period of a game since Callahan (Mar. 28, 2012 at WPG)

- \* Recorded his 100th career point with the Rangers by notching an assist on Nov. 15 at NYI

- \* Tallied two assists and won 12 of 16 faceoffs (75.0%) on Nov. 21 vs. NYI

- \* Named the NHL's Second Star of the Week for the week ending on Jan. 20; led the NHL with five goals during the week

- \* Named the NHL's Third Star of the Week for the week ending on Feb. 3; tallied six points (three goals, three assists) in three games and notched a point on all six Rangers goals

- \* Tallied two assists, including his 300th career NHL point, on Mar. 9 vs. NJD

## 2017-18

- \* Tied for sixth in the NHL in power play goals (14)

- \* Was one of seven NHL players who registered 27 or more goals, 47 or more points, and 14 or fewer penalty minutes (Barkov, Dadonov, DeBrincat, W. Karlsson, Matthews, and Rakell)

- \* Led the Rangers in goals (27), power play goals, power play points (21), shots on goal (212), faceoff wins (654), and faceoffs taken (1,287), tied for the team lead in game-winning goals (four), ranked second in points (47), ranked fourth in takeaways (49), and ranked fifth in hits (92)

- \* Recorded 22 points (11 goals, 11 assists) and two penalty minutes in the first 22 games of the season

- \* Tallied three points (one goal, two assists), all in the third period, recorded two power play points (one power play goal, one power play assist), notched his 200th career NHL point, registered the game-winning goal, led all skaters with 14

faceoff wins (14-for-21; 66.7%), and recorded four shots on goal in 19:50 of ice time on Oct. 31 vs. VGK

\* Recorded a power play goal, tied for the game-high with five shots on goal, led all skaters with 14 faceoff wins (14-for-25; 56.0%) and logged 20:37 of ice time while skating in his 400th career NHL game on Mar. 20 vs. CBJ.

#### 2016-17

\* Established a career-high in faceoff win percentage (52.0%; 494-for-950)

\* Recorded a point in 28 of the 56 games he played (14 goals, 23 assists); the Rangers posted a 33-17-6 record when he was in the lineup

\* Registered two assists, including his first assist/point as a Ranger, while making his Rangers debut on Oct. 13 vs. NYI

\* Recorded two points (one goal, one assist), including his first goal as a Ranger, and won 15 of 22 faceoffs (68.2%) on Oct. 15 at STL

\* Tallied a goal and won 17 of 24 faceoffs (70.8%) while skating in his 300th career NHL game on Nov. 20 vs. FLA

\* Recorded his 100th career NHL assist on Feb. 5 vs. CGY

\* Established playoff career-highs in games played (12), goals (two), assists (seven), points (nine), and plus/minus rating (plus-four)

\* Tied for the NHL lead in shorthanded assists (one), tied for second in shorthanded points (one), and tied for third in overtime goals (one) in the playoffs

\* Led the Rangers in assists, points, and overtime goals, tied for the team lead in game-winning goals (one), faceoff wins (102), and shorthanded assists, ranked second in shots on goal (34), tied for second in shorthanded points and power play assists (one), and tied for third in plus/minus rating in the playoffs

\* Tied a single-game playoff career-high with two points (one goal, one assist), registered his first career Stanley Cup Playoff overtime goal, which was also his first career Stanley Cup Playoff game-winning goal, and posted a plus-two rating in Game 5 of the First Round at MTL on Apr. 20

\* Tallied five points (one goal, four assists) in the Second Round against OTT

\* Tied single-game playoff career-highs with two assists and two points and won 16 of 27 faceoffs

(59.3%) while skating in a single-game playoff career-high 25:46 of ice time in Game 2 at OTT on Apr. 29

\* Tied a single-game playoff career-high with two points (one goal, one assist) in Game 6 vs. OTT on May 9.

#### 2015-16

\* Established a career-high in game-winning goals (seven)

\* Was one of 11 NHL centers who logged at least 1,000 even strength minutes of ice time, 200 power play minutes of ice time, and 100 shorthanded minutes of ice time

\* Tied for fifth in the NHL in shootout goals (four; 4-for-9) and game-deciding goals (two)

\* Led Ottawa in game-winning goals, faceoff wins (659), and faceoffs taken (1,306), ranked third in shorthanded goals (two), tied for fourth in assists (30), and ranked fifth in points (51) and power play points (11)

\* Tallied at least 20 goals and 40 points for the second consecutive season; was one of six players 22 years old or younger who tallied 20 or more goals in both 2014-15 and 2015-16

\* Registered at least one point in 40 of 81 games

\* Established a career-high with a five-game assist streak from Nov. 5 vs. WPG to Nov. 14 vs. NYR (five assists)

\* Recorded his first career NHL hat trick on Feb. 27 at CGY; posted a natural hat trick in the third period, tallying three goals in a span of 2:38 ... Registered a five-game point streak from Mar. 12 vs. TOR to Mar. 22 vs. WSH.

#### 2014-15

\* Established career-highs in shootout goals (five) and hits (149)

\* Tied for ninth in the NHL – and led Ottawa – in shootout goals

\* Tied for third on the Senators in power play assists (10) and power play points (14), ranked fifth in goals (20) and assists (26), ranked sixth in points (46) and hits, and tied for sixth in power play goals (four)

\* Tied for the team lead in points (four), power play assists (two), and power play points (three), and tied for second on the Senators in assists (three) in the playoffs

\* Tied a single-game playoff career-high with two points (one goal, one assist) in Game 1 of the First Round at MTL on Apr. 15

\* Tied single-game playoff career-highs with two assists and two points in Game 5 at MTL on Apr. 24.

#### 2013-14

\* Ranked third on the Senators in shootout goals (three), and tied for the team lead (min. two shootout attempts) in shootout shooting percentage (50.0; 3-for-6)

\* Posted a three-game goal streak from Nov. 27 at WSH to Dec. 1 vs. DET

\* Skated in his 100th career NHL game on Feb. 8 at BOS.

#### 2012-13

\* Tied for the team lead – and tied for sixth among NHL rookies – in plus/minus rating

\* Registered his first career NHL goal on Jan. 30 vs. MTL

\* Recorded four points (one goal, three assists) in 10 playoff games

\* Registered two assists, including his first career Stanley Cup Playoff assist/point, while making his Stanley Cup Playoff debut in Game 1 of the Eastern Conference Quarterfinals at MTL on May 2

\* Tallied his first career Stanley Cup Playoff goal in Game 4 vs. MTL on May 7.

#### 2011-12

\* Recorded his first career NHL assist/point while making his NHL debut on Oct. 7 at DET.

#### AHL CAREER:

##### 2013-14

\* Tallied seven points (two goals, five assists) in six games with Binghamton.

##### 2012-13

\* Notched 11 points (four goals, seven assists) in 23 games with Binghamton

\* Made his AHL debut on Oct. 13 vs. Wilkes-Barre/Scranton

\* Recorded his first career AHL assist/point on Oct. 19 vs. Hershey

\* Tallied his first career AHL goal on Nov. 16 vs. Adirondack.

#### **EUROPEAN CAREER**

##### 2011-12

\* Established SHL career-highs in assists (eight) and points (13), and tied SHL career-highs in goals (five) and games played (26)

\* Tallied a point in 13 of the 26 games in which he played

\* Posted a three-game point streak from Nov. 22 against Frolunda to Nov. 29 against MODO

\* Recorded six points (four goals, two assists) in 10 games as part of Kvalserien, a round-robin tournament

\* Skated in one game in SuperElit.

##### 2010-11

\* Established SHL career-highs in games played (26) and goals (five)

\* Recorded nine points (five goals, four assists), which was the most by a player 18 years old or younger in the SHL during the season

\* Made his SHL debut on Dec. 4 against Timrå

\* Recorded two points (one goal, one assist) in seven SHL playoff games

\* Established SuperElit career-highs in games played (27), goals (12), assists (nine), and points (21)

\* Tallied three points (one goal, two assists) in three playoff games in SuperElit and earned a bronze medal with Djurgårdens J20

\* Notched five points (three goals, two assists) in two contests with Djurgårdens J18.

##### 2009-10

\* Tallied four points (two goals, two assists) in 14 SuperElit games

\* Recorded 36 points (14 goals, 22 assists) in 28 games with Djurgårdens J18

\* Registered nine points (five goals, four assists) in five playoff games while helping Djurgårdens J18 earn a silver medal.

##### 2008-09

Recorded four points (two goals, two assists) in 11 games with AIK J18.

#### **INTERNATIONAL CAREER**

##### 2018

\* Registered 11 points (six goals, five assists) and posted a plus-10 rating in 10 games while helping

Sweden win a gold medal at the 2018 IIHF World Championship

\* Tied for fourth among all skaters in the tournament - and tied for the team lead - in goals, and tied for fifth among all skaters in the tournament in plus/minus rating.

#### 2012

Registered five points (four goals, one assist) and posted a plus-three rating in six games while helping Sweden earn a gold medal at the 2012 IIHF World Junior Championship

\* Tied for second on the team in goals during the tournament

\* Tallied the "Golden Goal", scoring the game-winning goal in overtime of the gold medal game against Russia on Jan. 5. 2011: Recorded eight points (four goals, four assists) and a plus-eight rating in six games while helping Sweden earn a silver medal at the 2011 IIHF U18 World

Championship

\* Tied for the team lead in points during the tournament.

#### 2010

Recorded nine points (five goals, four assists) while helping Sweden earn a bronze medal at the 2010 World U17 Hockey Challenge

\* Tied for first among all skaters in goals during the tournament.

#### **CAREER TRANSACTIONS**

\* Selected by Ottawa in the first round, sixth overall, of the 2011 NHL Entry Draft.

\* Acquired by the Rangers, along with a second-round pick in the 2018 NHL Entry Draft (later traded), in exchange for Derick Brassard and a seventh-round pick in the 2018 NHL Entry Draft (Luke Loheit), July 18, 2016

# CAREER STATISTICS

SEASON	TEAM	LEAGUE	REGULAR SEASON					PLAYOFFS				
			GP	G	A	PTS	PIM	GP	G	A	PTS	PIM
2008-09	AIK J18	J18 Elit	11	2	2	4	2	-	-	-	-	-
	AIK U16	U16 SM	8	7	8	15	2	-	-	-	-	-
2009-10	Djurgardens J20	SuperElit	14	2	2	4	4	-	-	-	-	-
	Djurgardens J18	J18 Elit	28	14	22	36	18	5	5	4	9	4
	Sweden	WHC-17	6	5	4	9	4	-	-	-	-	-
2010-11	Djurgardens	SHL	26	5	4	9	2	7	1	1	2	2
	Djurgardens J20	SuperElit	27	12	9	21	12	3	1	2	3	0
	Djurgardens J18	J18 Elit	2	3	2	5	2	-	-	-	-	-
	Sweden	WJC-18	6	4	4	8	2	-	-	-	-	-
2011-12	Senators	NHL	9	0	1	1	2	-	-	-	-	-
	Djurgardens	SHL	26	5	8	13	4	-	-	-	-	-
	Djurgardens	Kvals-	-	-	-	-	-	10	4	2	6	2
	Djurgardens J20	SuperElit	1	0	0	0	2	-	-	-	-	-
	Sweden	WJC	6	4	1	5	2	-	-	-	-	-
2012-13	Senators	NHL	42	7	13	20	6	10	1	3	4	0
	Binghamton	AHL	23	4	7	11	10	-	-	-	-	-
2013-14	Senators	NHL	69	16	17	33	18	-	-	-	-	-
	Binghamton	AHL	6	2	5	7	2	-	-	-	-	-
2014-15	Senators	NHL	80	20	26	46	20	6	1	3	4	0
2015-16	Senators	NHL	81	21	30	51	18	-	-	-	-	-
2016-17	RANGERS	NHL	56	14	23	37	16	12	2	7	9	0
2017-18	RANGERS	NHL	72	27	20	47	14	-	-	-	-	-
	Sweden	WC	10	6	5	11	0	-	-	-	-	-
2018-19	RANGERS	NHL	82	30	44	74	47	-	-	-	-	-
2019-20	RANGERS	NHL	57	41	34	75	14	3	1	1	2	0
2020-21	RANGERS	NHL	56	24	26	50	18	-	-	-	-	-
2021-22	RANGERS	NHL	81	29	52	81	12	20	10	14	24	4
2022-23	RANGERS	NHL	82	39	52	91	20	7	1	3	4	6
	NHL TOTALS		767	268	338	606	205	58	16	31	47	10
	NYR TOTALS		486	204	251	455	141	42	14	25	39	10

# STATISTICAL BREAKDOWN

SEASON	PPG	SHG	GWG	+/-	S	S%	TF	F%	H	BS	MIN
2011-12	0	0	0	-3	12	0.0	50	44.0	15	5	12:54
2012-13	3	0	0	9	90	7.8	343	46.4	82	19	13:34
2013-14	3	0	0	-15	153	10.5	397	46.1	118	28	14:20
2014-15	4	0	0	E	150	13.3	1,261	48.8	149	26	16:26
2015-16	2	2	7	-2	184	11.4	1,306	50.5	111	43	17:46
2016-17	4	0	2	9	119	11.8	950	52.0	23	27	17:04
2017-18	14	0	4	-23	212	12.7	1,287	50.8	92	64	17:58
2018-19	11	2	5	-12	236	12.7	1,673	49.7	134	66	20:34
2019-20	15	3	6	9	208	19.7	1,204	49.2	51	49	21:38
2020-21	10	2	7	2	171	14.0	1,034	46.3	75	44	20:06
2021-22	15	1	3	30	219	13.2	1,388	52.3	67	47	19:38
2022-23	20	1	5	25	251	15.5	1,398	49.5	71	48	19:58
TOTALS	101	11	39	29	2,005	13.4	12,241	49.7	988	466	18:11

## CAREER HIGHLIGHTS

### CAREER HIGHS (LAST TIME)

GOALS	5, 3/5/20 vs. WSH
ASSISTS	4, 12/29/18 at NSH
POINTS	6 (2x), 3/25/21 at PHI (3G-3A)
PIM	15, 3/5/19 at DAL
SHOTS	9 (3x), 10/17/22 vs. ANA
PLUS/MINUS	5, 3/17/21 vs. PHI
ICE TIME	26:24, 3/11/20 at COL
GOAL STREAK	6 (3x), 2/6/23 - 2/17/23 (8)
ASSIST STREAK	5 (2x), 4/5/23 - 4/13/23 (8)
POINT STREAK	9, 2/11/20 - 2/27/20 (8G-7A)

## NHL FIRSTS

GAME	10/7/11 at DET
GOAL	1/30/13 vs. MTL (Budaj)
ASSIST	10/7/11 at DET

## CAREER HAT TRICKS (8)

DATE	OPPONENT	GOALTENDER
2/27/16	at CGY	Ortio
1/31/19	at NJD	Kinkaid
10/5/19	at OTT	Anderson
3/5/20^	WSH	Samsonov
3/17/21	PHI	Hart
3/25/21	at PHI	Hart
4/25/21	BUF	Tokarski
1/2/22	TBL	Vasilevskiy

^ 5 goals

## RANGERS RECORDS

Most power play goals in a single postseason - 2021-22 (6, tied with Adam Graves)
Most goals in one game - 5 (3/5/20 vs. Washington); tied with Don Murdoch (10/12/76) and Mark Pavelich
Most points in one period - 6 (second period on 3/17/21 vs. Philadelphia)
Most goals in one period - 3 (second period on 3/17/21 vs. Philadelphia); tied with several others
Fewest personal games to reach 40 goals in one season - 56 (2019-20)
Points on consecutive goals scored by the Rangers - 10 (recorded a point on 10 straight goals from 1/19/19)
Consecutive team games with a game-winning goal - 3 (2018-19) - tied with Rod Gilbert (1966-67)
Shootout goals in one season - 5 (2018-19); tied with 10 others
Consecutive games with a goal to begin a season - 4 (2017-18); tied with Rick Nash (2014-15)
Most shorthanded points in one game - 2 (11/30/19 at New Jersey); tied with several others

## RANGERS AWARDS

Rangers MVP (as voted by the Professional Hockey Writers Association) - 2018-19, 2022-23
Steven McDonald Extra Effort Award - 2018-19, 2019-20
John Halligan Good Guy Award (Cooperation with Media) - 2018-19

## NHL RECORDS

Most points in one period - 6 (second period on 3/17/21 vs. Philadelphia); tied with Bryan Trottier
Only player in NHL history to register 6 or more points in consecutive games played against one opponent in the same regular season (2020-21 vs. Philadelphia; 3/17/21 and 3/25/21)



**BRETT  
BERARD**  
*LEFT WING*

HEIGHT: 5'9" - WEIGHT: 174 - SHOOTS: LEFT - BORN: SEP 9, 2002 - BIRTHPLACE: PROVIDENCE, RI

#### 2022-23

\* Signed an entry-level contract with the Blueshirts at conclusion of last season, played in three games with Hartford.

\* Completed his junior season at Providence College where he recorded 10 goals and 14 assists for 24 points in 36 games.

\* With the Friars, he ranked tied for third in goals and tied for second in points.

#### CAREER

\* In three seasons at Providence College, posted 33 goals and 39 assists for 72 points in 91 games.

\* In 2021-22, he led the team in goals (18) and points (38), and his eight power play goals were the most in Hockey East.


\* In 2021-22, he was named a Walter Brown Award Semifinalist, the award given to the best American-born D-I college hockey player in New England.

\* In his freshman campaign, he totaled 10 points (5G-5A) in 19 games.

\* Internationally, Berard has competed at two World Junior Championships for the United States, winning gold in 2021 where he posted one goal, four assists and a +8 rating.



**ANTON  
BLIDH**  
*LEFT WING*



HEIGHT: 6'1" - WEIGHT: 196 - SHOOTS: LEFT - BORN: MAR 14, 1994 - BIRTHPLACE: MOLNLYCKE, SWE

2022-23

\* Skated in 17 regular season games for Hartford after being acquired by the organization on March 3, recording seven goals and four assists for 11 points.

\* In the 2023 Calder Cup Playoffs, he posted seven points (2G-5A) in nine games, ranking third on the team in points and assists.

\* Prior to the trade, he split time between the Colorado Avalanche (14 GP) and Colorado Eagles (36 GP) of the AHL.

CAREER

\* Has skated in 84 career NHL games split between the Avalanche and Boston Bruins, notching four goals and eight assists for 12 points.

\* Has registered 111 points (59G-52A) in 331 career AHL games across parts of seven seasons between the Wolf Pack, Eagles and Providence Bruins. He has also added 12 points (6G-6A) in 34 playoff games.

\* Spent two seasons playing in his native Sweden for Frolunda HC and Karlskrona HK.



**TALYN**  
**BOYKO**  
*GOALTENDER*

HEIGHT: 6'7" - WEIGHT: 212 - CATCHES: LEFT - BORN: OCT 16, 2002 - BIRTHPLACE: DRUMHELLER, AB

2022-23


\* Has played in five seasons at the WHL level, split between the Tri-City Americans and Kelowna Rockets.

CAREER

\* Had his best stretch at end of 2021-22 when he had a 28-12-4 record, 2.79 GAA and .913 SV% with Kelowna.

\* Won the Canadian Sport School Hockey League (CSSHL) U15 Championship in 2016-17 with Pursuit of Excellence Prep; posted a 13-2-0 record, along with a 2.90 GAA and a 2 SO in 18 appearances during the season.

**NIKOLAS**  
**BROUILLARD**  
*DEFENSEMAN*



HEIGHT: 5'10" - WEIGHT: 172 - SHOOTS: LEFT - BORN: FEB 7, 1995 - BIRTHPLACE: ST. HYACINTHE, QC

2022-23

\* Notched six goals and 33 assists for 39 points in 72 games for the San Diego Gulls of the AHL in 2022-23.

\* Among team defensemen, he ranked tied for first in assists and second in goals and points.

CAREER

\* In four seasons in the AHL, split between San Diego and the Toronto Marlies, has amassed 22 goals and 70 assists for 92 points in 168 games.

\* Played one season in the ECHL with Orlando Solar Bears, tallying 21 points (7G-14A) in 39 games.

\* Prior to turning pro full-time, Brouillard totaled 49 points (22G-27A) in 57 career games with McGill University (U SPORTS) and was named an OUA (Ontario University Athletics) All-Star in his last two seasons.



# LOUIS DOMINGUE

## GOALTENDER

HEIGHT: 6'3" - WEIGHT: 209 - CATCHES: RIGHT - BORN: MAR 6 1992 - BIRTHPLACE: ST-HYACINTHE, QC

### 2022-23

\* Appeared in 45 games with Hartford last season, posting a 22-12-8 record, .911 save percentage and 2.51 goals against average in addition to four shutouts.

### CAREER

\* Has appeared in 142 career NHL games (126 starts), split between the Pittsburgh Penguins (2021-22), Calgary Flames (2020-21), Vancouver Canucks (2019-20), New Jersey Devils (2019-20), Tampa Bay Lightning (2017-18 – 2018-19) and Arizona Coyotes (2014-15 – 2016-17), compiling a 59-60-10 record, 3.04 goals against average and .905 save percentage.

Had ad a career-best season in 2018-19 with the Tampa Bay Lightning, going 21-5-0 with a 2.88 goals-against average and .908 save percentage.

\* Holds Coyotes all-time record in wins by a rookie goaltender (15) ... Awarded NHL Rookie of the Month in January 2016 going 6-3-2 in the month with a 2.20 goals-against average and .925 save percentage.

\* Recorded 85 wins, a 2.64 goals-against average and .907 save percentage in 149 games in the QMJHL between the Moncton and Québec

\* Best junior season came in 2011-12 with Québec posting a 23-8-4 record with 2.61 goals-against average and a league best .914 save percentage.

**ADAM**  
**EDSTROM**  
*CENTER*



HEIGHT: 6'7" - WEIGHT: 234 - SHOOTS: LEFT - BORN: OCT 12, 2000 - BIRTHPLACE: KARLSTAD, SWE

2022-23

\* Played in three games with Hartford in the regular season, scoring a goal. Skated in five playoff games for the team.

\* Appeared in 42 games with Rögle BK during the 2022-23 season, setting new career-highs in goals (9, assists (10), and points (19).

CAREER

\* Over the course of five SHL seasons with Rögle BK and Mora IK, skated in 189 career games and scored 48 points (23G-25A).



## **TURNER ELSON**

**CENTER**

HEIGHT: 6'0" - WEIGHT: 188 - SHOOTS: LEFT - BORN: SEP 13, 1992 - BIRTHPLACE: NEW WESTMINSTER, BC

### 2022-23

\* Had 41 points (17G-24A) in 72 games with Hartford as an assistant captain. On Wolf Pack, ranked first in games played, tied for fifth in goals, fourth in assists and fifth in points.

\* Notched six points (2G-4A) in nine playoff games.


### CAREER

\* Has skated in three career NHL games, two games with the Red Wings and one with the Calgary Flames on April 9, 2016. In his NHL debut, he recorded an assist in 14:54 of ice time against Minnesota.

\* Has played in parts of 12 seasons in the AHL, split between Hartford, Abbotsford, Adirondack, Stockton, San Antonio, and Grand Rapids, compiling 112 goals and 139 assists for 251 points and a plus-36 rating in 541 games.

\* In 2013-14, was a part of the ECHL's Kelly Cup winning Alaska Aces.

# **DYLAN GARAND** *GOALTENDER*



HEIGHT: 6'3" - WEIGHT: 177 - CATCHES: LEFT - BORN: JUN 7, 2002 - BIRTHPLACE: VICTORIA, BC

## 2022-23

\* Played his first full professional season with Hartford, posting a 13-14-3 record, .894 save percentage and 3.01 GAA in 32 games.

## CAREER

\* CHL's Goaltender of the Year and WHL's Goaltender of the Year for 2021-22.

\* Among the WHL leaders in all major goaltending categories in 2021-22, including goals-against average (2.16, second), save percentage (.925, second), wins (34, T-1st), and shutouts (four, T-4th).

\* In 136 career WHL regular season appearances, accrued a record of 90-31-5-2 with a 2.33 GAA, .919 SV%, and 12 shutouts.

\* Led Canada to a gold medal at the 2022 World Junior Championship.

\* In 2017-18, helped Team British Columbia win the WHL Cup.





# KARL HENRIKSSON

---

CENTER

HEIGHT: 5'10" - WEIGHT: 178 - SHOOTS: LEFT - BORN: FEB 5, 2001 - BIRTHPLACE: MALMO, SWEDEN


## 2022-23

- \* Skated in 70 games with Hartford, notching 10 goals and seven assists for 17 points.
- \* Ranked second on the team in games played.

## CAREER

- \* Played in 40 games for Frolunda in 2021-22, notching three goals and six assists for nine points and a plus-4 rating. Added three points (2G-1A) in nine playoff games for the team.
- \* In parts of four seasons with the SHL club, he has notched four goals and 13 assists for 17 points in 94 games.
- \* Has played for Sweden in both the U20 and U18 WJC, winning a gold medal
- \* Helped Frolunda's U18 team win the gold medal in the league by recording seven points (two goals, five assists) and a plus-eight rating in seven playoff games.
- \* Tallied three points (one goal, two assists) in seven games while helping Sweden earn a bronze medal at the 2020 IIHF World Junior Championship. Registered nine points (three goals, six assists) in seven games while helping Sweden win a gold medal at the 2019 IIHF U18 World Championship. Named one of the Top Three Players on his Team in the tournament, as he led Sweden in assists and points.
- \* Helped Sweden earn a silver medal at the 2018 Hlinka Gretzky Cup; registered two goals in five games during the tournament.
- \* Selected by the Rangers in the second round, 58th overall, of the 2019 NHL Entry Draft.

**MAC**  
**HOLLOWELL**  
*DEFENSEMAN*



HEIGHT: 5'9" - WEIGHT: 162 - SHOOTS: RIGHT - BORN: SEP 26, 1998 - BIRTHPLACE: NIAGRA FALLS, ON

2022-23

\* Spent the majority of the season with the Toronto Marlies, recording 13 assists in 18 games with them.

\* He skated in six games for the Maple Leafs last season as well after making his NHL debut on November 23 at New Jersey, notching two assists and a plus-3 rating.

CAREER

\* In five seasons at the AHL level, all with the Marlies, has amassed 10 goals and 51 assists for 61 points in 124 games.

\* His AHL career-highs across the board came in 2021-22 when he posted five goals and 21 assists for 26 points and a plus-10 rating in 45 games.

\* Played five seasons for the Soo Greyhounds of the Ontario Hockey League (OHL) prior to turning pro, compiling 42 goals and 141 assists for 183 points in 259 games.

\* As an assistant captain during the 2018-19 campaign, he posted the most goals (24) and most points (77) by an OHL defenseman that season and was named to the OHL First All-Star Team.



**RYDER**  
**KORCZAK**  
*CENTER*

HEIGHT: 5'10" - WEIGHT: 171 - SHOOTS: LEFT - BORN: SEP 23, 2002 - BIRTHPLACE: YORKTON, SK

2022-23

\* Made his professional debut with Hartford in 2022-23, playing in five contests.

\* Tabbed 69 points (28G-41A) in 48 games played and a plus-13 rating with the Moose Jaw Warriors of the WHL. Added 11 points (3G-8A) in 10 playoff games.

\* Ranked fourth on Moose Jaw in points and assists and tied for third in goals.

CAREER

\* Played six seasons in the WHL between Calgary and Moose Jaw, recording 82 goals and 164 assists for 246 points in 248 games.

\* Drafted in the 3rd round, 75th overall, by the New York Rangers in the 2021 NHL Entry Draft

# OLOF LINDBOM GOALTENDER



HEIGHT: 6'1" - WEIGHT: 190 - CATCHES: LEFT - BORN: JUL 23, 2000 - BIRTHPLACE: STOCKHOLM,

## 2022-23

\* Made his North American pro debut with both Hartford (AHL) and Jacksonville (ECHL) in 2022-23.

## CAREER

\* Spent the 2021-22 season in his native Sweden playing for Kristianstads IK of the HockeyAllsvenskan. He posted a record of 10-15-0 in 27 appearances.

\* Helped lead Sweden to a Bronze medal at the U18 World Junior Championship during the 2017-18 season. He was named the tournament's best goaltender and to the tournament's All-Star Team.



**BRYCE**

**MCCONNELL-BARKER**

**CENTER**

HEIGHT: 6'1" - WEIGHT: 188 - SHOOTS: LEFT - BORN: JUNE 4, 2004 - BIRTHPLACE: LONDON, ON

2022-23

\* As captain of the Soo Greyhounds (OHL) in 2022-23, posted 30 goals and 47 assists for 77 points in 68 games.

\* Ranked first on the team in points and assists.

CAREER

\* In three seasons at the OHL level, has notched 53 goals and 73 assists for 126 points in 136 games.

\* Played for the London Junior Knights from 2018-19 - 2019-20 before going to play in the OHL.

# RILEY NASH

---

## CENTER



HEIGHT: 6'1" - WEIGHT: 187 - SHOOTS: RIGHT - BORN: MAY 9, 1989 - BIRTHPLACE: CONSORT, ALBERTA

### 2022-23

\* Spent the 2022-23 season with the Charlotte Checkers of the AHL as an alternate captain, recording 24 goals and 35 assists for 59 points in 66 games.

\* On Charlotte, he ranked first in assists and points while ranking tied for first in goals.

### CAREER

\* Has recorded 176 points (63G-113A) in 627 games at the NHL level between the Arizona Coyotes, Tampa Bay Lightning, Winnipeg Jets, Columbus Blue Jackets, Boston Bruins and Caroline Hurricanes.

\* In 2017-18 with the Bruins, he posted career-highs in goals (15), assists (26) and points (41).

\* Has accumulated 42 career playoff games as well, notching two goals and six assists for eight points over six playoff campaigns.

\* Selected by the Edmonton Oilers in the first round (No. 21) of the 2007 NHL Draft, Nash played alongside his brother, Brenden, at Cornell University and was named ECAC Rookie of the Year with 12 goals and 20 assists in 2008.

\* Finished his Cornell career with 102 points (37G-65A) and 101 penalty minutes in 102 career games with the Big Red. Was +23 for his collegiate career

\* Was on the ECAC First All-Star Team in 2009



# BRENNAN OTHMANN

*LEFT WING*

HEIGHT: 6'0" - WEIGHT: 186 - SHOOTS: LEFT - BORN: JAN 5, 2003 - BIRTHPLACE: PICKERING, ON

## 2022-23

\* Was a part of the OHL-winning Peterborough Petes in 2022-23, tallying 25 points (8G-17A) in 23 playoff games with the team.

## CAREER

\* In three seasons at the OHL level, split between Flint and Peterborough, has posted 96 goals and 101 assists for 197 points in 177 games.

\* Scored 33 points (17G-16A) in 55 games with Flint in 2019-20, when he was named to the league's First All-Rookie Team.

\* Has won two gold medals at the U-20s with Team Canada.

\* Scored 16 points (7G-9A) in 34 games with Olten of the Swiss League, the second-tier league in Switzerland during the 2020-21 season.

\* Helped Canada win the 2021 IIHF Under-18 World Championship by scoring six points (3G-3A) in seven games.

**LAURI**  
**PAJUNIEMI**  
*RIGHT WING*



HEIGHT: 6'0" - WEIGHT: 202 - SHOOTS: RIGHT - BORN: SEP 12, 1999 - BIRTHPLACE: TAMPERE, FINLAND

2022-23

\* Notched 19 goals and 19 assists for 38 points in 68 games for Hartford, while also notching a plus-10 rating.

\* Finished sixth on the Wolf Pack in points and fourth in goals.

CAREER

\* Played in his first season with Hartford in 2021-22, notching 13 goals and 13 assists for 26 points in 51 games. Finished second among qualifying rookie forwards in points and finished third overall among rookies in scoring and ninth overall on the club.

\* In four seasons with TPS in Liiga, posted 55 goals and 43 assists for 98 points in 173 games.

\* In 2020-21, registered 38 points (22 goals, 16 assists) and a plus-12 rating in 48 games with TPS in Liiga. Established Liiga career-highs in assists and plus/minus rating.

\* Registered one goal in four games while representing Finland at the 2016 Ivan Hlinka Memorial Tournament.

\* Selected by the Rangers in the fifth round, 132nd overall, of the 2018 NHL Entry Draft.





# MATT REMPE

---

## CENTER

HEIGHT: 6'7" - WEIGHT: 241 - SHOOTS: RIGHT - BORN: JUN 29, 2002 - BIRTHPLACE: CALGARY, AB

### 2022-23

\* Skated in 53 games for the Hartford Wolf Pack, notching six goals and four assists for 10 points.

### CAREER

\* Over the course of his career in the WHL, has collected 59 points (30G-29A) in 111 games, all with Seattle Thunderbirds.

\* In 2019-20, he was named the "Most Improved Player" on the Thunderbirds.

\* Skated in two games with Spruce Grove of the Alberta Junior Hockey League (AJHL).

**MATTHEW**  
**ROBERTSON**  
*DEFENSEMAN*



HEIGHT: 6'4" - WEIGHT: 209 - SHOOTS: LEFT - BORN: MAR 9, 2001 - BIRTHPLACE: EDMONTON, AB

2022-23

\* Had 23 points (5G-18A) in 57 points for the Wolf Pack, ranking fourth among team defensemen in points.

CAREER

\* In 2021-22, skated for Hartford in his first season in the AHL, recording one goal and 10 assists for 11 points in 65 games.

\* Played in parts of five seasons for the Edmonton Oil Kings of the WHL, compiling 31 goals and 96 assists for 127 points in 208 games.

\* Was named to WHL East Second All-Star Team in 2020

\* In 2018-19, was named to the CHL Top Prospects Game.



## **BRANDON SCANLIN**

**DEFENSEMAN**

HEIGHT: 6'4" - WEIGHT: 218 - SHOOTS: LEFT - BORN: JUN 2, 1999 - BIRTHPLACE: HAMILTON, ON

### 2022-23

\* Tallied four goals and 11 assists for 15 points and a plus-21 rating in 61 games with Hartford.

\* Added an additional assist in nine playoff games for the Wolf Pack.

### CAREER

\* In a combined 76 contests over parts of two seasons in Hartford, has notched four goals and 12 assists for 16 points and a plus-20 rating.


\* Signed by Rangers after a successful career at the University of Nebraska-Omaha, where he accumulated 11 goals and 51 assists for 62 points in 98 games stretched over three seasons.

\* In his final season, he registered six goals and 25 assists for 31 points in 38 games, ranking tied for second among NCAA defensemen in assists and tied for sixth in points.

\* In 2020-21, Scanlin was named to the Honorable Mention All-NCHC Team and in 2019-20, he was named to the NCHC All-Rookie Team.

\* Prior to playing at the college level, played two seasons for the Brooks Bandits of the Alberta Junior Hockey League (AJHL), where he registered 84 points (24G-60A) in 98 games. In 2018-19, he helped guide the Bandits to a AJHL championship and later, a victory in the Canadian Junior A National Championship game.

**ADAM**  
**SYKORA**  
*LEFT WING*



HEIGHT: 5'11" - WEIGHT: 192 - SHOOTS: LEFT - BORN: SEP 7, 2004 - BIRTHPLACE: PIESTANY, SLOVAKIA

2022-23

\* Made his North American debut with Hartford for two regular season games and an additional four playoff games.

\* Appeared in 38 games with HK Nitra of the Slovak Extraliga, scoring 21 points (8G-13A).

\* His 21 points were good for third overall in scoring on the club, while his 13 assists tied him for second in that category.

CAREER

\* Over the course of three seasons with HK Nitra, Sýkora appeared in 99 career games and notched 40 points (18G-22A).

\* Represented his native Slovakia at the IIHF U18 World Junior Championship, IIHF U20 World Junior Championship, and IIHF Men's World Championship. Was named a 'Top Three Player' for Team Slovakia at the 2023 World Junior Championship.

\* Was the Rangers' first selection in 2022 draft in Montreal.



# **BOBBY**

# **TRIVIGNO**

---

## **LEFT WING**

HEIGHT: 5'7" - WEIGHT: 167 - SHOOTS: LEFT - BORN: JAN 19, 1999 - BIRTHPLACE: SETAUKET, NY

### 2022-23

\* In first full season with Hartford, notched 26 points (7G-19A) in 57 games and added three points (2G-1A) in nine playoff games.

\* Selected as Hartford's IOA/American Specialty AHL Man of the Year award winner.

### CAREER

\* Finished his collegiate career at UMass with 53 goals and 78 assists for 131 points and a plus-73 rating in 139 games.

\* Named the 2021-22 Hockey East Player of the Year, the College Hockey News Player of the Year, and a Hobey Baker Award Top 10 finalist, the award for the top collegiate hockey player. He also became the fourth player to win the Walter Brown Award in back-to-back seasons, presented annually to the best American-Born Division I college hockey player in New England.

\* In 2020-21, he helped guide the Minutemen to a national championship, where he was named the Most Outstanding Player of the Frozen Four and to the All-Tournament Team. That season, he led UMass in scoring with 11 goals and 23 assists for 34 points in 29 games. In 2020-21, he earned CCM/AHCA Hockey First Team All-America honors and was also selected to the All-USCHO and to the Hockey East All-Star First Team.

\* As a freshman in 2018-19, he played in a career-high 39 games, finishing 16th in the nation in freshman scoring (13G-15A) and tied for fourth in the Hockey East.

\* Played one season for the Waterloo Black Hawks of the United States Hockey League (USHL), notching 16 goals and 27 assists for 43 points in 58 games and a plus-11 rating.

\* Attended Shattuck St. Mary's, where he won a national title in 2016 with the U-16 team







**FUTURE BLUE**



## MAXIM BARBASHEV

LEFT WING

HEIGHT: 6'2" - WEIGHT: 191 - SHOOTS: LEFT  
BORN: DEC 18, 2003 - BIRTHPLACE: MOSCOW, RUSSIA

### 2022-23

\* Posted a QMJHL career-high in games played (67), goals (32), assists (33) and points (65) last season with the Moncton Wildcats.

\* Added eight points (4G-4A) in 12 playoff games.

### CAREER

\* In three seasons in the QMJHL, has tallied 53 goals and 64 assists for 117 points in 136 games.

\* Was on the QMJHL All-Rookie Team in 2021-22.

\* Brother of 2023 and 2019 Stanley Cup winner Ivan Barbashev.



## ZAKARY KARPA

CENTER

HEIGHT: 6'2" - WEIGHT: 185 - SHOOTS: LEFT  
BORN: MAR 25, 2002 - BIRTHPLACE: GREENWICH, CT

### 2022-23

\* Appeared in 22 games for the Harvard Crimson, notching eight points (five goals, three assists) and a plus-2 rating.

\* Finished the year as one of the team's top faceoff men (53.1%, 161-142).

### CAREER

\* In two seasons at Harvard, has notched 11 goals and nine assists for 20 points in 55 games.

\* Played for the Des Moines Buccaneers of the USHL at the end of the 2020-21 season after starting the year with the Omaha Lancers.

\* Finished the 2020-21 season with 28 points (nine goals, 19 assists) in 48 games played

\* Played two seasons with the U.S. National Team Development Program (2018-20).

\* Selected for the 2020 Biosteel All-American Game.

\* Drafted in the 6th round (191st overall) to the Rangers in the 2022 NHL Entry Draft.





## JAROSLAV CHMELAR

RIGHT WING

HEIGHT: 6'4" - WEIGHT: 198 - SHOOTS: RIGHT  
BORN: JUL 20, 2003 - BIRTHPLACE: NOVE MESTO NAD METUJI,  
CZECH REPUBLIC

### 2022-23

\* In his freshman year at Providence, appeared in 33 games where he totaled seven goals and six assists for 13 points.

### CAREER


\* Recorded 18 points (9G-9A) in 39 games with Jokerit U20 in 2021-22.

\* Played in the World Junior Championship with Czechia in 2021-22, posting one goal in three games

\* Joined Jokerit's organization for the 2020-21 season after playing with Kiekko-Vantaa's organization in Finland during the 2019-20 season.

\* Tallied 22 points (11 goals, 11 assists) in 42 games with Kiekko-Vantaa's U18 team in 2019-20.

\* Made two appearances for Czechia in the 2022 and 2023 World Junior Championships.



## HANK KEMPF

DEFENSEMAN

HEIGHT: 6'2" - WEIGHT: 190 - SHOOTS: LEFT  
BORN: APR 15, 2002 - BIRTHPLACE: WILMETTE, ILLINOIS

### 2022-23

\* Appeared in 31 games for Cornell in his second season, logging a goal and an assist, while registering plus-12 rating.

### CAREER

\* In 2021-22, named to ECAC Hockey All-Rookie Team after posting a plus-10 rating in league games.

\* Selected by New York Rangers with 208th overall pick in seventh round of 2021 NHL Entry Draft

\* In two seasons with Muskegon Lumberjacks, sported a plus-21 rating with 28 points (4G-24A) over 81 career USHL games.

\* Named a USHL's Second Team All-Star following truncated 2020-21 season.

\* Competed in 2021 BioSteel All-American Game

\* Played with U.S. National Team at 2019-20 Hlinka Gretzky Cup



## SIMON KJELLBERG

DEFENSEMAN

HEIGHT: 6'3" - WEIGHT: 200 - SHOOTS: LEFT  
BORN: FEB 17, 2000 - BIRTHPLACE: NASHVILLE, TN

### 2022-23

\* In first season with Northern Michigan, had four goals and 10 assists for 14 points in 32 games.

### CAREER


\* Spent two seasons at RPI (Rensselaer Polytech. Inst.), where he tallied 38 points (13G-15A) in 75 games.

\* Appeared in 58 games for the Dubuque Fighting Saints of the USHL in 2018-19, and recorded two goals and three assists for five points.

\* Skated in 43 games with Rogle BK's junior (U20) team in SuperElit in 2017-18, registering four goals and five assists for nine points, along with 24 penalty minutes. In addition, he tallied three points (two goals, one assist) and recorded two penalty minutes in three playoff contests.

\* Represented Sweden in international competition, and he helped his district of Dalarna earn a bronze medal in the annual TV-Pucken tournament in 2014-15 and 2015-16.

\* Selected by the Rangers in the 6th round, 163rd Overall, of the 2018 NHL Entry Draft.



## BRODY LAMB

RIGHT WING

HEIGHT: 6'1" - WEIGHT: 165 - SHOOTS: RIGHT  
BORN: AUG 30, 2003 - BIRTHPLACE: ROCHESTER, MN

### 2022-23

\* Made an appearance in 39 games during his first collegiate campaign at the Univ. of Minnesota, notching eight points (4G-4A).

\* Blocked 22 shots, the third-most of any Gophers forward.

### CAREER

\* Spent the 2021-22 season playing for the Green Bay Gamblers in the USHL after playing the final 10 games of 2020-21.

\* Ranked fourth on the team scoring 41 points in 62 games, with a team-best 12 power-play goals in 2021-22.

\* Played two years of prep hockey for the Dodge County Wildcats and finished his career with 98 goals and 55 assists.

\* Named First Team All-State, Associated Press High School Player of the Year, and Post Bulletin Sports Person of the Year in 2021.

\* Selected in the fourth round, 104th overall, by the Rangers in 2021 NHL Draft.



## NOAH LABA

CENTER

HEIGHT: 6'2" - WEIGHT: 191 - SHOOTS: RIGHT  
BORN: AUG 4, 2003 - BIRTHPLACE: NORTHVILLE, MI

### 2022-23

\* Appeared in 35 games with Colorado College where he Finished second on team with 22 points and 11 goals.

\* Most points by a CCU freshman since 2018-19.

\* Named a Distinguished Scholar-Athlete by the NCHC and a member of the all-academic team.

### CAREER

\* Posted 39 points (15g,24a) in 50 games with the Lincoln Stars of the USHL in 2021-22. Finished sixth on the team in points and tied for fifth in goals.

\* Collected 19 points (6G-13A) in 46 games with Lincoln during the 2020-21 campaign.

\* Played for Belle Tire, Compuware and Oakland Jr. Grizzlies AAA teams.

\* Fourth round selection by the Rangers in 2022 NHL Draft.



## VICTOR MANCINI

DEFENSEMAN

HEIGHT: 6'3" - WEIGHT: 215 - SHOOTS: RIGHT  
BORN: MAY 26, 2002 - BIRTHPLACE: HANCOCK, MI

### 2022-23

\* Recorded eight assists in 32 games for the University of Nebraska-Omaha and tacked on 39 shots.

### CAREER

\* In two seasons with UNO, has notched 13 assists in 70 games.

\* Played the 2020-21 season with the Green Bay Gamblers of USHL, notching 14 points (4G-9A) in 33 games.

\* Also played 19 games with Vastra Frolunda in 2020-21 where he totaled 10 points (5G-5A).

\* Tallied nine goals and five assists for 14 points in 38 games with the Frolunda U20 junior team in Sweden in 2019-20.

\* Fifth round selection by Rangers in the 2022 NHL Draft.



## HUGO OLLAS

### GOALTENDER

HEIGHT: 6'7" - WEIGHT: 220 - SHOOTS: LEFT  
BORN: APR 24, 2002 - BIRTHPLACE: LINKÖPING, SWEDEN

#### 2022-23

\* Tallied a 10-9-5 record for Merrimack, 2.32 GAA and .915 save percentage.

#### CAREER

\* Has appeared in 39 games with Merrimack College over the last two seasons, posting a .917 save percentage and 2.28 GAA with 20 wins.

\* Appeared in 18 games in his first season with the Warriors, posting 10-6 record between the pipes with a .920 save percentage.

\* Appeared in 11 games in 2020-21 combined with Linköping HC J20 of J20 Nationell and Linköping HC of the Swedish Hockey League

\* Competed in the 2019 National Team Games with the Swedish U17 team

\* Drafted by the Rangers in the 2020 NHL Draft in the seventh round, 197th overall



## KALLE VAISANEN

### LEFT WING

HEIGHT: 6'4" - WEIGHT: 178 - SHOOTS: RIGHT  
BORN: JAN 28, 2003 - BIRTHPLACE: KOTKA, FINLAND

#### 2022-23

\* Played with TPS in Liiga in 2022-23, notching five points (4G-1A) in 47 games.

\* With Finland at the 2023 WJC, named Top 3 Player on Team.

#### CAREER

\* Won a silver medal with Finland two winter's ago at the WJC.

\* Was in the TPS youth system and Titaanit U16 team prior to making his professional debut.



# OLIVER TARNSTROM

---

CENTER

HEIGHT: 6'0" - WEIGHT: 158 - SHOOTS: LEFT

BORN: AUG 30, 2002 - BIRTHPLACE: STOCKHOLM, SWEDEN

## 2022-23

\* Recorded three points (1G-2A) in 43 games with Rogle BK of the SHL and six points (3G-3A) in 12 games with Tingsryds AIF.

\* Also competed for Rogle BK in the Champions Hockey League, skating in six games and notching three points (1G-2A).

## CAREER

\* In 70 games in the SHL over two seasons, has posted four points (1G-3A) with Rogle BK.

\* Notched a career-high 23 assists and 34 points with AIK J20 in 2019-20.

\* Has played in the Swedish youth program since 2017-18.







**2023  
ENTRY DRAFT  
SELECTIONS**



## GABE PERREAULT

SELECTED FIRST ROUND, 23<sup>rd</sup> OVERALL

RIGHT WING

HEIGHT: 5'11" - WEIGHT: 165 - SHOOTS: LEFT

BORN: MAY 7, 2005 - BIRTHPLACE: SHERBROOKE, QUE

### 2022-23

\* Produced 45 points (19G-26A) in 23 games with the (USNTDP) in 2022-23 and 132 points (53G-79A) through 63 games with the Under-18 U.S. National Team.

\* Won the gold medal at the 2023 IIHF Under-18 Men's World Championship

### CAREER

\* Holds the single-season points record at USA Hockey's National Team Development Program

\* His 114 career assists and 185 career points over two seasons both rank fourth all-time in development program history

\* Son of former NHLer Yanic Perreault and brother of Jacob, who was drafted 27th overall in the 2020 NHL Draft by the Anaheim Ducks and currently plays for the club's AHL affiliate the San Diego Gulls.



## RASMUS LARSSON

SELECTED FIFTH ROUND, 152<sup>ND</sup> OVERALL

DEFENSEMAN

HEIGHT: 6'3" - WEIGHT: 200 - SHOOTS: LEFT

BORN: FEB 4, 2004 - BIRTHPLACE: STOCKHOLM, SWE

### 2022-23

\* Registered 34 points (16G-18A) and a plus-23 rating in 50 regular games and produced five points (3G-2A) in six postseason games with Västerås IK J20.

### CAREER

\* Playing for the USHL's Green Bay Gamblers this season, his first in North America.

\* Has been in the Swedish youth programs of Hasselby Kalvesta and Vasteras since 2018-19.





## DREW FORTESCUE

SELECTED THIRD ROUND, 90<sup>TH</sup> OVERALL

DEFENSEMAN

HEIGHT: 6'1" - WEIGHT: 176 - SHOOTS: LEFT  
BORN: APR 28, 2005 - BIRTHPLACE: NEW YORK, NY


### 2022-23

\* Skated in 62 games last season for the U.S. National Under-18 Team, posting a goal and 25 assists for 26 points with a plus-34 rating

\* Added three points and a plus-9 rating in seven games as Team USA won a gold medal at the 2023 IIHF Under-18 World Championship

### CAREER

\* Posted 16 points in 51 games during the 2021-22 campaign with the U.S. Under-17 Team



## DYLAN ROOBROECK

SELECTED SIXTH ROUND, 178<sup>TH</sup> OVERALL

CENTER

HEIGHT: 6'7" - WEIGHT: 204 - SHOOTS: LEFT  
BORN: JULY 27, 2004 - BIRTHPLACE: LONDON, ON

### 2022-23

\* Compiled 53 points (15G-38A) and 60 PIMs in 68 games with OHL's Oshawa Generals.

\* His 38 assists were tied for the team lead, while his +1 rating was tied for fourth.

### CAREER

\* In two seasons in the OHL between the General and Niagara IceDogs, has posted 23 goals and 51 assists for 74 points in 132 games.



## **TY HENRICKS**

SELECTED SIXTH ROUND, 183<sup>RD</sup> OVERALL

LEFT WING

HEIGHT: 6'5" - WEIGHT: 205 - SHOOTS: LEFT

BORN: JUNE 28, 2005 - BIRTHPLACE: MISSION VIEJO, CA

### 2022-23

\* Split his season between Fargo and Muskegon of the USHL, tallying 19 points (9G-10A) in 47 games.

### CAREER

\* Spent time with Shattuck St. Mary's, playing for the squad from 2018-21.



# **2023-24 ROSTER**

# 2023-24 NEW YORK RANGERS ROSTER

FORWARDS	HEIGHT	WEIGHT	SHOOTS	BIRTHPLACE
Belzile, Alex	6-0	195	Right	St-Eloi, Quebec
Berard, Brett	5-9	174	Left	Providence, Rhode Island
Blidh, Anton	6-1	196	Left	Molnlycke, Sweden
Bonino, Nick	6-1	198	Left	Hartford, Connecticut
Brodzinski, Jonny	6-0	204	Right	Ham Lake, Minnesota
Chytil, Filip	6-2	208	Left	Kromeriz, Czech Republic
Cuylle, Will	6-3	210	Left	Toronto, Ontario
Edstrom, Adam	6-7	234	Left	Karlstad, Sweden
Elson, Turner	6-0	188	Left	New Westminster, British Columbia
Goodrow, Barclay	6-2	209	Left	Toronto, Ontario
Henriksson, Karl	5-10	178	Left	Malmö, Sweden
Kakko, Kaapo	6-2	205	Left	Turku, Finland
Korczak, Ryder	5-10	171	Right	Yorkton, Saskatoon
Kreider, Chris	6-3	233	Left	Boxford, Massachusetts
Lafrenière, Alexis	6-1	194	Left	Saint-Eustache, Quebec
Leschyshyn, Jake	5-11	198	Left	Raleigh, North Carolina
McConnell-Barker, Bryce	6-1	186	Left	London, Ontario
Nash, Riley	6-1	187	Right	Consort, Alberta
Othmann, Brennan	6-0	186	Left	Scarborough, Ontario
Pajuniemi, Lauri	6-0	202	Right	Tampere, Finland
Panarin, Artemi	6-0	175	Right	Korkino, Russia
Pitlick, Tyler	6-2	199	Right	Minneapolis, Minnesota
Rempe, Matt	6-7	241	Right	Calgary, Alberta
Sykora, Adam	5-11	192	Left	Piestany, Slovakia
Trivigno, Bobby	5-7	167	Left	Setuaket, New York
Trocheck, Vincent	5-11	187	Right	Pittsburgh, Pennsylvania
Vesey, Jimmy	6-2	200	Left	Boston, Massachusetts
Wheeler, Blake	6-5	222	Right	Plymouth, Minnesota
Zibanejad, Mika	6-2	201	Right	Stockholm, Sweden
DEFENSEMEN	HEIGHT	WEIGHT	SHOOTS	BIRTHPLACE
Brouillard, Nikolas	5-10	172	Left	St-Hyacinthe, Quebec
Fox, Adam	5-11	185	Right	Jericho, New York
Gustafsson, Erik	6-1	189	Left	Nynashamn, Sweden
Harpur, Ben	6-6	230	Left	Hamilton, Ontario
Hollowell, Mac	5-9	162	Right	Niagara Falls, Ontario
Jones, Zac	5-10	176	Left	Richmond, Virginia
Lindgren, Ryan	6-0	193	Left	Burnsville, Minnesota
Mackey, Connor	6-3	204	Left	Tower Lakes, Illinois
Miller, K'Andre	6-5	210	Left	St. Paul, Minnesota
Robertson, Matthew	6-4	209	Left	Edmonton, Alberta
Scanlin, Brandon	6-4	218	Left	Hamilton, Ontario
Schneider, Braden	6-3	211	Right	Prince Albert, Saskatchewan
Trouba, Jacob	6-3	209	Right	Rochester, Michigan
GOALTENDERS	HEIGHT	WEIGHT	CATCHES	BIRTHPLACE
Boyko, Talyn	6-7	212	Left	Drumheller, Alberta
Domingue, Louis	6-3	209	Right	St-Hyacinthe, Quebec
Garand, Dylan	6-3	177	Left	Victoria, British Columbia
Lindbom, Olof	6-1	190	Left	Stockholm, Sweden
Quick, Jonathan	6-1	215	Left	Milford, Connecticut
Shesterkin, Igor	6-1	197	Left	Moscow, Russia

2023-24 NEW YORK RANGERS ROSTER

BIRTHDATE	2022-23 TEAM	GP	G	A	PTS	PIM
8/31/91	Canadiens (NHL)	31	6	8	14	13
	Laval (AHL)	31	14	12	26	29
9/9/02	Providance (NCAA)	36	10	14	24	35
	Hartford (AHL)	3	0	0	0	0
3/14/95	Avalanche (NHL)	14	0	0	0	4
	Hartford (AHL)	17	7	4	11	10
4/20/88	Colorado (AHL)	36	6	6	12	48
	Sharks (NHL)	59	10	9	19	28
	Penguins (NHL)	3	0	0	0	0
6/19/93	Rangers (NHL)	17	1	1	2	8
	Hartford (AHL)	47	21	27	48	39
9/5/99	Rangers (NHL)	74	22	23	45	30
2/5/02	Rangers (NHL)	4	0	0	0	10
	Hartford (AHL)	69	25	20	45	59
10/12/00	Hartford (AHL)	3	1	0	1	0
	Rogle BK (SHL)	42	9	10	19	35
9/13/92	Hartford (AHL)	72	17	24	41	38
2/26/93	Rangers (NHL)	82	11	20	31	58
2/5/01	Hartford (AHL)	70	7	10	17	20
2/13/01	Rangers (NHL)	82	18	22	40	8
9/23/02	Moose Jaw (WHL)	48	28	41	69	30
	Hartford (AHL)	5	0	0	0	0
4/30/91	Rangers (NHL)	79	36	18	54	26
10/11/01	Rangers (NHL)	81	16	23	39	33
3/10/99	Golden Knights (NHL)	22	0	0	0	8
	Rangers (NHL)	13	0	0	0	0
6/4/04	Hartford (AHL)	18	5	10	15	8
	Soo (OHL)	68	30	47	77	16
5/9/89	Charlotte (AHL)	66	24	35	59	37
1/5/03	Peterborough (OHL)	40	18	25	43	48
	Flint (OHL)	16	11	13	24	31
9/12/99	Hartford (AHL)	69	19	19	38	32
10/30/91	Rangers (NHL)	82	29	63	92	36
11/1/91	Blues (NHL)	61	7	9	16	14
6/29/02	Hartford (AHL)	53	6	4	10	87
9/7/04	HK Nitra (Slovakia)	38	8	13	21	8
	Hartford (AHL)	2	0	0	0	0
1/19/99	Hartford (AHL)	57	7	19	26	20
7/11/93	Rangers (NHL)	82	22	42	64	58
5/26/93	Rangers (NHL)	81	11	14	25	20
8/31/86	Jets (NHL)	72	16	39	55	46
4/18/93	Rangers (NHL)	82	39	52	91	20
BIRTHDATE	2022-23 TEAM	GP	G	A	PTS	PIM
2/7/95	San Diego (AHL)	72	6	33	39	120
2/17/98	Rangers (NHL)	82	12	60	72	34
3/14/92	Capitals (NHL)	61	7	31	38	21
	Maple Leafs (NHL)	9	0	4	4	2
1/12/95	Rangers (NHL)	42	1	5	6	20
	Hartford (AHL)	17	3	2	5	24
9/26/98	Maple Leafs (NHL)	6	0	2	2	2
	Toronto (AHL)	18	0	13	13	8
10/18/00	Rangers (NHL)	16	1	1	2	4
	Hartford (AHL)	54	8	23	31	34
2/11/98	Rangers (NHL)	63	1	17	18	45
9/12/96	Coyotes (NHL)	20	1	3	4	39
	Flames (NHL)	10	2	1	3	9
1/21/00	Rangers (NHL)	79	9	34	43	47
3/9/01	Hartford (AHL)	57	5	18	23	36
6/2/99	Hartford (AHL)	61	4	11	15	30
9/20/01	Rangers (NHL)	81	5	13	18	16
2/26/94	Rangers (NHL)	82	8	22	30	63
BIRTHDATE	2022-23 TEAM	GP	W	L	OT	GAA
10/16/02	Kelowna (WHL)	40	13	24	1	3.55
3/6/92	Hartford (AHL)	45	22	12	8	2.51
6/7/02	Hartford (AHL)	32	13	14	3	3.01
7/23/00	Hartford (AHL)	1	0	0	0	3.51
	Jacksonville (ECHL)	28	17	10	1	3.01
1/21/86	Kings (NHL)	31	11	13	4	3.50
	Golden Knights (NHL)	10	5	2	2	3.13
12/30/95	Rangers (NHL)	58	37	13	8	2.48

## HOW THE RANGERS WERE BUILT

Alex Belzile	Signed as a free agent on July 1, 2023.
Brett Berard	Rangers fifth round choice, 134th overall, in the 2020 NHL Entry Draft
Anton Blidh	From Colorado for Gustav Rydahl on March 3, 2023.
Nick Bonino	Signed as a free agent on July 1, 2023.
Talyn Boyko	Rangers fourth round choice, 112th overall, in the 2021 NHL Entry Draft
Jonny Brodzinski	Signed as a free agent on October 9, 2020.
Nikolas Brouillard	Signed as a free agent on July 1, 2023.
Filip Chytil	Rangers first round choice, 21st overall, in the 2017 NHL Entry Draft.
Will Cuylle	Rangers second round choice, 60th overall, in the 2020 NHL Entry Draft.
Louis Domingue	Signed as a free agent on July 13, 2022.
Adam Edstrom	Rangers sixth round choice, 161st overall, in the 2019 NHL Entry Draft
Turner Elson	Signed as a free agent on July 14, 2022.
Adam Fox	From the Carolina Hurricanes in exchange for a second-round pick in the 2019 NHL Entry Draft and a conditional third-round pick in the 2020 NHL Entry Draft on April 30, 2019.
Dylan Garand	Rangers fourth round choice, 103rd overall, in the 2020 NHL Entry Draft
Barclay Goodrow	From the Tampa Bay Lightning in exchange for a seventh-round pick in the 2022 NHL Entry Draft on July 17, 2021.
Erik Gustafsson	Signed as a free agent on July 1, 2023.
Ben Harpur	Signed as a free agent on October 27, 2022
Karl Henriksson	Rangers second round choice, 58th overall, in the 2019 NHL Entry Draft.
Mac Hollowell	Signed as a free agent on July 2, 2023.
Zac Jones	Rangers third round choice, 68th overall, in the 2019 NHL Entry Draft.
Kaapo Kakko	Rangers first round choice, second overall, in the 2019 NHL Entry Draft.
Ryder Korczak	Rangers third round choice, 75th overall, in the 2021 NHL Entry Draft
Chris Kreider	Rangers first round choice, 19th overall, in the 2009 NHL Entry Draft.
Alexis Lafrenière	Rangers first round choice, first overall, in the 2020 NHL Entry Draft.
Olof Lindbom	Rangers second round choice, 39th overall, in the 2018 NHL Entry Draft.
Ryan Lindgren	From the Boston Bruins with Ryan Spooner, Matt Beleskey, a first-round pick in the 2018 NHL Entry Draft, and a seventh-round pick in the 2019 NHL Entry Draft in exchange for Rick Nash on February 25, 2018.
Jake Leschyshyn	Claimed off waivers from Vegas on January 11, 2023
Connor Mackey	Signed as a free agent on July 1, 2023.
Bryce McConnell-Barker	Rangers third round choice, 97th overall, in the 2022 NHL Entry Draft.
K'Andre Miller	Rangers first round choice, 22nd overall, in the 2018 NHL Entry Draft.
Riley Nash	Signed as a free agent on July 1, 2023.
Brennan Othmann	Rangers first round choice, 16th overall, in the 2021 NHL Entry Draft.
Lauri Pajuniemi	Rangers fifth round choice, 132nd overall, in the 2018 NHL Entry Draft.
Artemi Panarin	Signed as a free agent on July 1, 2019.
Tyler Pitlick	Signed as a free agent on July 1, 2023.
Jonathan Quick	Signed as a free agent on July 1, 2023.
Matt Rempe	Rangers sixth round choice, 165th overall, in the 2020 NHL Entry Draft.
Matthew Robertson	Rangers second round choice, 49th overall, in the 2019 NHL Entry Draft.
Brandon Scanlin	Signed as a undrafted free agent on March 19, 2022
Braden Schneider	Rangers first round choice, 19th overall, in the 2020 NHL Entry Draft.
Igor Shesterkin	Rangers fourth round choice, 118th overall, in the 2014 NHL Entry Draft.
Adam Sykora	Rangers second round choice, 63rd overall, in the 2022 NHL Entry Draft.
Bobby Trivigno	Signed as a undrafted free agent on April 1, 2022
Vincent Trocheck	Signed as a free agent on July 13, 2022
Jacob Trouba	From the Winnipeg Jets in exchange for Neal Pionk and a first-round pick in the 2019 NHL Entry Draft on June 17, 2019.
Jimmy Vesey	Signed as a free agent on October 9, 2022.
Blake Wheeler	Signed as a free agent on July 1, 2023.
Mika Zibanejad	From the Ottawa Senators with a second-round pick in the 2018 NHL Entry Draft in exchange for Derick Brassard and a seventh-round pick in the 2018 NHL Entry Draft on July 18, 2016.





# **HARTFORD WOLF PACK**

## COACHING STAFF



### KRIS KNOBLAUCH

**Head Coach** | Kris Knoblauch enters his fifth season with the Hartford Wolf Pack as the team's Head Coach after being named the seventh Head Coach in the franchise's history on July 29, 2019.

Knoblauch led the Wolf Pack to the Division Finals of the Calder Cup Playoffs in 2022-23, after finishing sixth in the AHL's Eastern Conference with 81 points and 35 wins.

In his first season with the Wolf Pack in 2019-20, Knoblauch guided the team to a 31-20-6-5 record, including a 21-6-1-2 record at home. He was named the Head Coach of the Atlantic Division All-Stars for the 2020 AHL All-Star Classic. In 2020-21, Knoblauch helped the Wolf Pack

post a 14-9-1 record in 24 regular season games (.604 points percentage), and he also served as the Rangers' acting Head Coach for several games in March of 2021. In 2021-22, the Wolf Pack posted a 32-32-6 record. Once again, Knoblauch was called in to coach the Rangers on the west coast trip in January of 2022 after Gerard Gallant tested positive for Covid-19.

Prior to being named Hartford's Head Coach, Knoblauch served as an Assistant Coach with the Philadelphia Flyers for two seasons (2017-18 and 2018-19). He also served as a Head Coach for seven consecutive seasons (2010-11 – 2016-17), first with the Kootenay Ice of the Western Hockey League (WHL) in 2010-11 and 2011-12, and then with the Erie Otters of the Ontario Hockey League (OHL) for parts of five seasons from 2012-13 – 2016-17. Over Knoblauch's seven seasons as a head coach with Kootenay and Erie, his teams posted a 298-130-16-13 record in 457 regular season games (.684 points percentage). In his first season with Kootenay in 2010-11, Knoblauch helped the team win the WHL Championship. In Knoblauch's four full seasons with Erie (2013-14 – 2016-17), the Otters posted a 204-58-7-3 record (.768 points percentage). Erie won at least 50 games in all four seasons, becoming the first team in the history of the Canadian Hockey League (CHL; comprised of the Ontario Hockey League, Quebec Major Junior Hockey League, and Western Hockey League) to post four consecutive 50-win seasons. During Knoblauch's tenure with Erie, the Otters won the OHL Championship in 2016-17 and won the Hamilton Spectator Trophy for having the OHL's best regular season record in back-to-back seasons (2015-16 and 2016-17). Knoblauch received the Matt Leyden Trophy as the OHL's Coach of the Year in 2015-16.

Prior to becoming being named Kootenay's Head Coach, the Imperial, Saskatchewan native served as an Assistant Coach with Kootenay for three seasons (2007-08 – 2009-10). He began his coaching career as an Assistant Coach with the Prince Albert Raiders of the WHL for one season (2006-07). Knoblauch served as an Assistant Coach with Canada at the 2017 IIHF World Junior Championship, helping Canada earn a silver medal.

Knoblauch was selected by the New York Islanders in the seventh round, 166th overall, of the 1997 NHL Entry Draft. He played parts of four seasons of junior hockey in the WHL (1995-96 – 1998-99), followed by five seasons (1999-00 – 2003-04) at the University of Alberta.

### STEVE SMITH

**Assistant Coach** | Steve Smith begins his third season with the Hartford Wolf Pack as the team's Assistant Coach.

Smith joined the Rangers organization after spending parts of the 11 seasons as an Assistant Coach in the NHL. He most recently served as an Assistant Coach with the Buffalo Sabres for parts of three seasons (2018-19 – 2020-21). Smith has also served as an Assistant Coach with the Carolina Hurricanes (2014-15 – 2017-18), Edmonton Oilers (2010-11 – 2013-14), and Calgary Flames (1997-98), and he spent two seasons as a scout with the Chicago Blackhawks (2008-09 – 2009-10).

Smith, who is a native of Glasgow, Scotland and grew up in Cobourg, Ontario, played parts of 16 seasons in the NHL (1984-85 – 1996-97; 1998-99 – 2000-01). A defenseman, Smith skated in 804 career NHL games with the Edmonton Oilers, Chicago Blackhawks, and Calgary Flames, registering 72 goals and 303 assists for 375 points, along with a plus-139 rating and 2,139 penalty minutes. He is a three-time Stanley Cup Champion, as he helped the Oilers win the Stanley Cup in 1986-87, 1987-88, and 1989-90. Smith played in the 1991 NHL All-Star Game, and he also helped Canada win the 1991 Canada Cup. He was inducted into the Cobourg and District Sports Hall of Fame in 2019.







## JAMIE TARDIFF

**Assistant Coach** | Jamie Tardiff begins his second season with the Hartford Wolf Pack as the team's Assistant Coach.

Tardiff was previously an Assistant Coach with the Soo Greyhounds of the OHL, starting with the club prior to the 2018-19 campaign. During his time with the organization, the Greyhounds won 112 games and advanced to the playoffs in both the 2018-19 and 2021-22 seasons.

Prior to joining the Greyhounds, Tardiff spent the 2017-18 season as a Player/Assistant Coach with the Quad City Mallards of the ECHL, where he completed his lengthy playing career.

As a player, Tardiff played 12 professional seasons, including eight in the American Hockey League. Over the course of 487 AHL games with the Manitoba Moose, Iowa Stars, Grand Rapids Griffins, Providence Bruins, and Rochester Americans, Tardiff scored 267 career points (142 g, 125 a). He served as the captain of the Griffins during the 2009-10 and 2010-11 seasons and was named an AHL All-Star during the 2012-13 season as a member of the Bruins. Tardiff appeared in two career NHL games, both coming with the Boston Bruins during the 2012-13 campaign.

In addition to his time in the AHL, Tardiff played three seasons for Adler Mannheim in the German DEL. He helped guide the club to a Championship during the 2014-15 season, his first year overseas.




## JEFF MALCOLM

**Goaltending Coach** | Jeff Malcolm begins his third season with the Hartford Wolf Pack as the team's Goaltending Coach.

Prior to becoming Hartford's Goaltending Coach, Malcolm served three seasons as the Rangers Goaltending Consultant. In his role as Goaltending Consultant, he assisted in the on-ice and off-ice development of goaltenders throughout the Rangers organization, including goaltenders with the Wolf Pack, and he also worked with the Rangers front office in evaluating goaltenders at both the amateur level and professional level.

Malcolm played four seasons of professional hockey (2013-14 – 2016-17) with the Wolf Pack and the Greenville Road Warriors/Swamp Rabbits (ECHL). In 94 career appearances in the ECHL, he posted a 51-30-11 record, along with a 2.96 GAA, and a .910 SV% and was selected to participate in the 2015 CCM ECHL All-Star Classic. Prior to beginning his professional career, Malcolm played four seasons of collegiate hockey at Yale University (2009-10 – 2012-13). He helped Yale win the National Championship in his final season at the school in 2012-13, and he stopped all 36 shots he faced to earn a win and a shutout in the National Championship Game against Quinnipiac University on April 13, 2013. Malcolm was named to the Frozen Four All-Tournament Team, as well as the NCAA All-Ivy League Second Team, in 2012-13.



## CHRIS HOELER

**Video Coach** | Chris Hoeler begins his fifth season with the Hartford Wolf Pack as the team's Video Coach.

Hoeler joined the Rangers organization after spending the 2018-19 season as the Director of Hockey Operations for the Chicago Steel of the United States Hockey League (USHL). Prior to working with the Steel, he worked one season with Harvard University's women's hockey team as the team's Video & Analytics Coordinator. Hoeler has also worked with the Danbury Titans in the Federal Hockey League in his career.



AMERICAN HOCKEY LEAGUE 2022-23 FINAL STANDINGS

TEAM	GP	W	L	OTL	SOL	PTS	PCT	GF	GA
1 Calgary Wranglers	72	51	17	3	1	106	0.736	256	174
2 Coachella Valley Firebirds	72	48	17	5	2	103	0.715	257	194
3 Providence Bruins	72	44	18	8	2	98	0.681	221	201
4 Hershey Bears	72	44	19	5	4	97	0.674	217	184
5 Texas Stars	72	40	20	9	3	92	0.639	265	210
6 Toronto Marlies	72	42	24	4	2	90	0.625	229	225
7 Colorado Eagles	72	40	22	7	3	90	0.625	210	187
8 Milwaukee Admirals	72	41	24	5	2	89	0.618	238	211
9 Abbotsford Canucks	72	40	25	3	4	87	0.604	229	203
10 Charlotte Checkers	72	39	25	5	3	86	0.597	235	220
11 Springfield Thunderbirds	72	38	26	3	5	84	0.583	230	211
12 Manitoba Moose	72	37	25	6	4	84	0.583	227	226
<b>13 Hartford Wolf Pack</b>	<b>72</b>	<b>35</b>	<b>26</b>	<b>4</b>	<b>7</b>	<b>81</b>	<b>0.563</b>	<b>227</b>	<b>215</b>
14 Syracuse Crunch	72	35	26	7	4	81	0.563	252	239
15 Rochester Americans	72	36	27	6	3	81	0.563	236	233
16 Lehigh Valley Phantoms	72	37	29	3	3	80	0.556	221	226
17 Utica Comets	72	35	27	6	4	80	0.556	215	222
18 Iowa Wild	72	34	27	6	5	79	0.549	211	211
19 Rockford IceHogs	72	35	28	5	4	79	0.549	214	232
20 Bakersfield Condors	72	37	31	2	2	78	0.542	212	212
21 Chicago Wolves	72	35	29	5	3	78	0.542	227	245
22 Laval Rocket	72	33	29	7	3	76	0.528	258	247
23 Bridgeport Islanders	72	34	30	7	1	76	0.528	238	248
24 Ontario Reign	72	34	32	5	1	74	0.514	206	211
25 Cleveland Monsters	72	33	32	5	2	73	0.507	220	254
26 Belleville Senators	72	31	31	6	4	72	0.5	233	258
27 Tucson Roadrunners	72	30	33	8	1	69	0.479	219	245
28 San Jose Barracuda	72	31	34	2	5	69	0.479	205	249
29 Wilkes-Barre/Scranton Penguins	72	26	32	8	6	66	0.458	191	224
30 Grand Rapids Griffins	72	28	36	4	4	64	0.444	194	255
31 Henderson Silver Knights	72	29	38	0	5	63	0.438	201	221
32 San Diego Gulls	72	20	49	2	1	43	0.299	180	281

**HARTFORD WOLF PACK 2022-23 REGULAR SEASON SCORING**

PLAYER	POS.	GP	G	A	PTS	+/-	PIM	PPG	SHG	S
Jonny Brodzinski	RW	47	21	27	48	8	39	7	1	165
Will Cuyile	LW	69	25	20	45	10	59	5	0	177
Ryan Carpenter	RW	51	21	23	44	9	28	6	0	97
Tanner Fritz	F	67	10	33	43	7	26	1	0	114
Turner Elson	F	72	17	24	41	7	38	2	0	107
Lauri Pajuniemi	F	68	19	19	38	10	32	4	0	140
Tim Gettinger	F	52	13	22	35	4	26	5	1	98
Adam Clendening	D	68	4	29	33	-12	67	2	0	108
Zac Jones	D	54	8	23	31	16	34	1	0	117
Will Lockwood	F	43	17	13	30	7	22	4	1	91
Ty Emberson	D	69	7	20	27	17	27	0	1	71
Bobby Trivigno	F	57	7	19	26	13	20	0	0	104
Anton Blidh	LW	53	13	10	23	1	58	2	0	103
Matthew Robertson	D	57	5	18	23	-7	36	2	0	108
Wyatt Kalynuk	D	61	4	15	19	13	86	0	0	66
Karl Henriksson	F	70	7	10	17	2	20	0	0	65
Andy Welinski	D	40	4	12	16	-16	12	2	0	92
Gustav Rydahl	F	40	7	8	15	3	32	0	0	56
Jake Leschyshyn	C	18	5	10	15	3	8	2	0	34
Brandon Scanlin	D	61	4	11	15	21	30	0	0	73
Cristiano DiGiacinto	F	36	3	9	12	-2	44	0	0	45
Austin Rueschhoff	F	31	2	9	11	-1	16	0	0	56
Matt Rempa	F	53	6	4	10	0	87	0	0	48
Zach Giuttari	D	43	2	8	10	11	12	0	0	64
Ben Tardif	F	30	2	7	9	8	6	0	0	24
C.J. Smith	F	21	4	2	6	-12	6	1	0	51
Libor Hajek	D	24	2	4	6	0	31	0	0	33
Ben Harpur	D	17	3	2	5	0	24	0	1	14
Alex Whelan	F	23	2	3	5	2	14	0	0	41
Blake Hillman	D	29	0	5	5	0	14	0	0	34
Sammy Blais	F	5	4	0	4	-6	8	2	0	10
Julien Gauthier	RW	4	2	0	2	1	2	1	0	8
Cooper Zech	D	13	1	1	2	-1	4	0	0	20
Hunter Skinner	D	8	0	2	2	2	4	0	0	10
Adam Edstrom	F	3	1	0	1	1	0	0	0	4
Louis Domingue	G	45	0	1	1	0	18	0	0	1
Zach Jordan	RW	1	0	0	0	0	0	0	0	1
Olof Lindbom	G	1	0	0	0	0	0	0	0	0
Ryan Lohin	C	2	0	0	0	0	0	0	0	3
Adam Sykora	F	2	0	0	0	0	0	0	0	1
Brett Berard	F	3	0	0	0	1	0	0	0	2
Patrick Khodorenko	F	4	0	0	0	-2	2	0	0	1
Ryder Korczak	C	5	0	0	0	-4	0	0	0	10
Brandon Cutler	F	6	0	0	0	-6	4	0	0	2
Dylan Garand	G	32	0	0	0	0	2	0	0	1

GOALTENDER	GP	MINS	W	L	OT	SO	GA	GAA	SV
Louis Domingue	45	2583:35	22	12	8	4	108	2.51	1107
Dylan Garand	32	1716:40	13	14	3	0	86	3.01	727
Olof Lindbom	1	34:10	0	0	0	0	2	3.51	9

## MSG NETWORK TEAM



### SAM ROSEN

**TV PLAY-BY-PLAY** Sam Rosen has been calling play-by-play for the New York Rangers on MSG Network since 1984 and the words he uttered on June 14, 1994 – “This one will last a lifetime!” – will be celebrated forever by the nearly two million Rangers fans that tuned in that evening to watch the Rangers clinch the Stanley Cup for the first time in 54 years.

One of the most knowledgeable and thorough play-by-play personalities in sports, Rosen has called games alongside some of hockey's greatest minds, including Hall-of-Famer Phil Esposito and current partner Joe Micheletti. Rosen has won four New York Emmy Awards for MSG Networks' Rangers coverage and has been nominated eight times for achievement in play-by-play. Rosen also called football games for the NFL on FOX for 23 seasons (1997 – 2019) and games for NHL Radio for 13 years (1996 – 2008), including 12 Stanley Cup Finals. He was inducted into the Jewish Sports Hall of Fame in 2008. Rosen was also the recipient of the 2016 Foster Hewitt Memorial Award from the Hockey Hall of Fame.



### JOE MICHELETTI

**TV ANALYST** Joe Micheletti was named MSG Network's New York Rangers television analyst in September 2006 after spending eight years serving in the same capacity for the New York Islanders on MSG+. Micheletti also previously served as an analyst for NBC's coverage of the NHL.

Micheletti broke into broadcasting in 1985 as part of the St. Louis Blues radio team after a seven-year professional hockey career. He held the position for two years before joining the Blues in 1987 as an assistant coach. After spending three years behind the bench, Micheletti returned to broadcasting in 1991 as the color analyst for the Minnesota North Stars. He then returned to St. Louis, this time as the television analyst for the Blues. He has been a part of the broadcast team for five Winter Olympics with CBS, TNT and NBC, 21 Stanley Cup Finals, 15 NHL All-Star games, and the World Cup of Hockey. Micheletti can also be heard doing national radio for NBC/Westwood One. Micheletti has earned numerous New York Emmy nominations for his work with MSG Networks, most recently in 2016.



### JOHN GIANNONE

**TV HOST/REPORTER** John Giannone currently serves as studio host for Rangers games on MSG Networks, providing coverage during intermission and the network's pre- and post-game shows. Prior to this season, Giannone also worked as an in-game reporter during Rangers telecasts, where he delivered analysis and commentary from between the benches, while conducting player interviews during intermission and pre- and post-game shows. Giannone joined MSG Networks in 2002 and has worked in many roles, including play-by-play, host, anchor and reporter for a variety of games and programs on the network. Giannone has received five Emmy Awards for his role in Rangers coverage between 2008 and 2015.

Prior to joining MSG Networks, Giannone was a field reporter for CNN/ISI and spent nine years as a writer covering the Islanders, Jets, Giants, and Mets for the NY Post and the Mets, Rangers and Yankees for The Daily News.



### STEVE VALIQUETTE

**STUDIO ANALYST** Steve Valiquette joined MSG Networks in 2014 and returns this season as a studio analyst for coverage of the New York Rangers. Valiquette won a New York Emmy Award for best sports analyst in 2019 for his work on MSG Network and received a nomination in 2021 as well.

Valiquette played in the NHL for parts of six seasons with three teams, including the New York Rangers and New York Islanders. Valiquette made his first NHL start with the Islanders on March 16, 2000 in a 4-2 win against the Atlanta Thrashers. The popular goaltender made his NHL playoff debut with the Rangers in 2009 against the Washington Capitals. After a 15-year playing career Valiquette joined the Quinnipiac Bobcats NCAA Division I coaching staff in 2011. In 2012-2013 he worked for the New York Islanders as a goalie consultant developing goalies within the Islanders system as well as scouting. Additionally, Valiquette has a hockey analytics business (Clear Sight Analytics), which rates scoring chances in the NHL as well as year-round (Clear Sight Development), which is a coaching platform that mentors young goalies across Connecticut and Tri State area 12 months a year.

## MSG NETWORK TEAM



### MICHELLE GINGRAS

**TV HOST/REPORTER** | Michelle Gingras currently serves as in-game host and reporter for Rangers games on MSG Networks. She also works as a studio host and reporter on MSG Networks' coverage of the New York Red Bulls. Before joining MSG Networks, Gingras was a host and reporter for Yahoo Sports. She was also a college football reporter on BeIn Sports Network and a ringside reporter for the Tampa Bay Lightning and Fox Sports Florida. Gingras began her career in San Diego, where she worked as a multimedia reporter at the San Diego Union-Tribune, as well as for their cable affiliate, UT-TV, covering the San Diego Padres and San Diego State athletics. Gingras



### KENNY ALBERT

**RADIO PLAY-BY-PLAY** | Kenny Albert, a three-time finalist for a National Sports Emmy Award in the play-by-play category, returns for his 28th season as the radio voice of the Rangers (his 19th season in the booth with broadcast partner Dave Maloney). Albert is in his third season as the NHL's lead play-by-play voice on Turner Sports, and has called the Stanley Cup Final on national television in 2021 (NBC) and 2023 (TNT). His autobiography, "A Mic for All Seasons", was released in October 2023. The only play-by-play broadcaster to currently call all four major sports, Albert has called hockey at the last six Winter Olympics (including the men's and women's gold medal hockey games in 2018 and 2022), as well as Track and Field, Volleyball and Baseball at the 2016 and 2020 Summer Olympics for NBC. Albert is calling the NFL on FOX for a 30th consecutive season, and has called

Major League Baseball games on various FOX networks since 1997. He has been at the mic for five NFC Divisional playoff games, five MLB Division series, the 2007 and 2009 Sugar Bowls, 2008 Orange Bowl, 2008 Pro Bowl, 2011 Cotton Bowl, and 2023 World Baseball Classic for FOX; the "world feed" of Super Bowl XLVI in February 2012; Knicks games on MSG Networks since 2008; and Premier Boxing Champions on both NBC and FOX. Albert called NHL games on NBC/NBCSN from 2012-2021; the Stanley Cup Final on NHL Radio/Westwood One seven times (1994, 1995, and 2016-2020), and the 2014 Stanley Cup Final on NBC (Game 1) and MSG Radio (Games 2-5); two NHL All-Star Games on Westwood One; and five seasons of the NHL on FOX (1995-1999). He has also called NHL games on ESPN2, OLN and Versus. From 1992-95, Albert was the television voice of the Washington Capitals following two seasons as radio voice of the American Hockey League's Baltimore Skipjacks. A 1990 graduate of New York University, Albert lives in New Jersey with wife Barbara and daughters Amanda and Sydney.



### DON LA GRECA

**RADIO PLAY-BY-PLAY** | After many seasons of hosting the official Rangers' pre- and post-game shows on ESPN New York radio, Don La Greca is now a Rangers radio broadcaster as the fill-in play-by-play announcer for Kenny Albert.

La Greca also co-hosts "The Michael Kay Show" which airs from 2:00 to 6:30 p.m. weekdays on 98.7FM ESPN New York and Sirius XM satellite radio. La Greca has been with ESPN New York radio from its start and was the first voice listeners heard when the station launched on September 3, 2001. La Greca is the creator and host of "Game Misconduct," a daily NHL podcast on ESPN's Pod-

Center.



### DAVE MALONEY

**RADIO/TV ANALYST** | Former New York Rangers captain and defenseman Dave Maloney is entering his 19th season as part of MSG Network's broadcasting crew. At the age of 18, Maloney became the youngest player in Rangers history when he played his first game on December 18, 1974 and in 1978 became the youngest player to be named Rangers captain. After a decade in the NHL, Maloney took his first step into broadcasting by joining the Rangers radio crew while recovering from an injury during the 1984-85 season. He officially traded his skates for a microphone following the season and landed several broadcasting jobs in the years to follow, including with CTV in Canada, the Minnesota North Stars and Sports Channel.



**KEVIN MAROTTA**  
Senior Vice President,  
Content & Marketing  
MSG Networks



**KEVIN MEININGER**  
Senior Coordinating Producer,  
Remote Production,  
MSG Network



**LARRY ROTH**  
TV Director,  
MSG Network



**CHRIS EBERT**  
TV Producer,  
MSG Network







# **2022-23 SEASON IN REVIEW**



# FINAL NHL STANDINGS

## EASTERN CONFERENCE

ATLANTIC DIVISION	GP	W	L	OT	PTS	P%	RW	GF	GA
Boston Bruins	82	65	12	5	135	0.823	54	305	177
Toronto Maple Leafs	82	50	21	11	111	0.677	42	279	222
Tampa Bay Lightning	82	46	30	6	98	0.598	38	283	254
Florida Panthers	82	42	32	8	92	0.561	36	290	273
Buffalo Sabres	82	42	33	7	91	0.549	30	296	300
Ottawa Senators	82	39	35	8	86	0.524	31	261	271
Detroit Red Wings	82	35	37	10	80	0.488	28	240	279
Montreal Canadiens	82	31	45	6	68	0.415	21	232	307

METROPOLITAN DIVISION	GP	W	L	OT	PTS	P%	RW	GF	GA
Carolina Hurricanes	82	52	21	9	113	0.689	39	266	213
New Jersey Devils	82	52	22	8	112	0.683	39	291	226
New York Rangers	82	47	22	13	107	0.652	37	277	219
New York Islanders	82	42	31	9	93	0.567	36	243	222
Pittsburgh Penguins	82	40	31	11	91	0.555	31	262	264
Washington Capitals	82	35	37	10	80	0.488	27	255	265
Philadelphia Flyers	82	31	38	13	75	0.457	26	222	277
Columbus Blue Jackets	82	25	48	9	59	0.364	15	214	330

## WESTERN CONFERENCE

CENTRAL DIVISION	GP	W	L	OT	PTS	P%	RW	GF	GA
Colorado Avalanche	82	51	24	7	109	0.66	36	280	226
Dallas Stars	82	47	21	14	108	0.659	39	285	218
Minnesota Wild	82	46	25	11	103	0.628	34	246	225
Winnipeg Jets	82	46	33	3	95	0.579	36	247	225
Nashville Predators	82	42	32	8	92	0.568	29	229	238
St. Louis Blues	82	37	38	7	81	0.494	27	263	301
Arizona Coyotes	82	28	40	14	70	0.427	20	228	299
Chicago Blackhawks	82	26	49	7	59	0.36	18	204	301

PACIFIC DIVISION	GP	W	L	OT	PTS	P%	RW	GF	GA
Vegas Golden Knights	82	51	22	9	111	0.677	38	272	229
Edmonton Oilers	82	50	23	9	109	0.665	45	325	260
Los Angeles Kings	82	47	25	10	104	0.634	37	280	257
Seattle Kraken	82	46	28	8	100	0.61	37	289	256
Calgary Flames	82	38	27	17	93	0.567	31	260	252
Vancouver Canucks	82	38	37	7	83	0.506	24	276	298
San Jose Sharks	82	22	44	16	60	0.366	16	234	321
Anaheim Ducks	82	23	47	12	58	0.354	13	209	338

\*Standings sorted by points percentage

## FINAL NHL STANDINGS

	GP	W	L	OT	PTS	RW	ROW	GF	GA
Boston Bruins	82	65	12	5	135	54	61	301	174
Carolina Hurricanes	82	52	21	9	113	39	48	262	210
New Jersey Devils	82	52	22	8	112	39	50	289	222
Toronto Maple Leafs	82	50	21	11	111	42	49	278	220
Vegas Golden Knights	82	51	22	9	111	38	46	267	225
Colorado Avalanche	82	51	24	7	109	36	45	274	223
Edmonton Oilers	82	50	23	9	109	45	50	325	256
Dallas Stars	82	47	21	14	108	39	43	281	215
New York Rangers	82	47	22	13	107	37	43	273	216
Los Angeles Kings	82	47	25	10	104	37	41	274	254
Minnesota Wild	82	46	25	11	103	34	39	239	219
Seattle Kraken	82	46	28	8	100	37	46	289	252
Tampa Bay Lightning	82	46	30	6	98	38	43	280	252
Winnipeg Jets	82	46	33	3	95	36	45	246	224
New York Islanders	82	42	31	9	93	36	41	242	217
Calgary Flames	82	38	27	17	93	31	36	258	247
Florida Panthers	82	42	32	8	92	36	40	288	272
Nashville Predators	82	42	32	8	92	29	36	223	236
Pittsburgh Penguins	82	40	31	11	91	31	39	261	263
Buffalo Sabres	82	42	33	7	91	30	39	293	297
Ottawa Senators	82	39	35	8	86	31	37	259	270
Vancouver Canucks	82	38	37	7	83	24	32	270	296
St. Louis Blues	82	37	38	7	81	27	34	260	298
Washington Capitals	82	35	37	10	80	27	33	253	261
Detroit Red Wings	82	35	37	10	80	28	32	237	275
Philadelphia Flyers	82	31	38	13	75	26	29	220	276
Arizona Coyotes	82	28	40	14	70	20	25	225	295
Montréal Canadiens	82	31	45	6	68	21	26	227	305
San Jose Sharks	82	22	44	16	60	16	21	233	315
Chicago Blackhawks	82	26	49	7	59	18	24	202	299
Columbus Blue Jackets	82	25	48	9	59	15	24	213	329
Anaheim Ducks	82	23	47	12	58	13	20	206	335

## INDIVIDUAL POINTS SCORING LEADERS

PLAYER	TEAM	GP	G	A	PTS
Connor McDavid	EDM	82	64	89	153
Leon Draisaitl	EDM	80	52	76	128
Nikita Kucherov	TBL	82	30	83	113
David Pastrnak	BOS	82	61	52	113
Nathan MacKinnon	COL	71	42	69	111
Matthew Tkachuk	FLA	79	40	69	109
Jason Robertson	DAL	82	46	63	109
Mikko Rantanen	COL	82	55	50	105
Ryan Nugent-Hopkins	EDM	82	37	67	104
Elias Pettersson	VAN	80	39	63	102
Erik Karlsson	SJS	82	25	76	101
Mitchell Marner	TOR	80	30	69	99
Jack Hughes	NJD	78	43	56	99
Brayden Point	TBL	82	51	44	95
Tage Thompson	BUF	78	47	47	94
Sidney Crosby	PIT	82	33	60	93

## GOAL SCORING AND ASSISTS LEADERS

### GOALS

PLAYER	TEAM	GP	G
Connor McDavid	EDM	82	64
David Pastrnak	BOS	82	61
Mikko Rantanen	COL	82	55
Leon Draisaitl	EDM	80	52
Brayden Point	TBL	82	51
Tage Thompson	BUF	78	47
Jason Robertson	DAL	82	46
Jack Hughes	NJD	78	43
Nathan MacKinnon	COL	71	42
Alex Ovechkin	WSH	73	42
Carter Verhaeghe	FLA	81	42
Matthew Tkachuk	FLA	79	40
William Nylander	TOR	82	40
Auston Matthews	TOR	74	40

### ASSISTS

PLAYER	TEAM	GP	A
Connor McDavid	EDM	82	89
Nikita Kucherov	TBL	82	83
Leon Draisaitl	EDM	80	76
Erik Karlsson	SJS	82	76
Nathan MacKinnon	COL	71	69
Matthew Tkachuk	FLA	79	69
Mitchell Marner	TOR	80	69
Quinn Hughes	VAN	78	69
Ryan Nugent-Hopkins	EDM	82	67
Jason Robertson	DAL	82	63
Elias Pettersson	VAN	80	63
Artemi Panarin	NYR	82	63
Sidney Crosby	PIT	82	60
Josh Morrissey	WPG	78	60

## ROOKIE SCORING LEADERS

PLAYER	TEAM	GP	G	A	PTS
Matty Beniers	SEA	80	24	33	57
Matias Maccelli	ARI	64	11	38	49
Mason McTavish	ANA	80	17	26	43
Wyatt Johnston	DAL	82	24	17	41
Kent Johnson	CBJ	79	16	24	40
Noah Cates	PHI	82	13	25	38
Jack Quinn	BUF	75	14	23	37
Shane Pinto	OTT	82	20	15	35
Owen Power	BUF	79	4	31	35
Jake Sanderson	OTT	77	4	28	32

## DEFENSEMEN SCORING LEADERS

PLAYER	TEAM	GP	G	A	PTS
Erik Karlsson	SJS	82	25	76	101
Josh Morrissey	WPG	78	16	60	76
Quinn Hughes	VAN	78	7	69	76
Dougie Hamilton	NJD	82	22	52	74
Brandon Montour	FLA	80	16	57	73
Miro Heiskanen	DAL	79	11	62	73
Rasmus Dahlin	BUF	78	15	58	73
Adam Fox	NYR	82	12	60	72
Cale Makar	COL	60	17	49	66
Vince Dunn	SEA	81	14	50	64
Mikhail Sergachev	TBL	79	10	54	64
Brent Burns	CAR	82	18	43	61
Roman Josi	NSH	67	18	41	59
Tyson Barrie	EDM,NSH	85	13	42	55
Alex Pietrangelo	VGK	73	11	43	54
Hampus Lindholm	BOS	80	10	43	53
Drew Doughty	LAK	81	9	43	52

## GOALTENDING LEADERS

### GOALS AGAINST AVERAGE (MIN. 30 GAMES)

GOALTENDER	TEAM	GP	GAA	GA	MINS
Linus Ullmark	BOS	49	1.89	91	2882:12
Filip Gustavsson	MIN	39	2.1	81	2310:56
Jeremy Swayman	BOS	37	2.27	76	2012:59
Ilya Samsonov	TOR	42	2.33	96	2475:36
Ilya Sorokin	NYI	62	2.34	140	3587:04
Jake Oettinger	DAL	62	2.37	144	3644:53
Vitek Vanecek	NJD	52	2.45	119	2915:34
Igor Shesterkin	NYR	58	2.48	144	3488:46
Frederik Andersen	CAR	34	2.48	82	1984:21
Connor Hellebuyck	WPG	64	2.49	157	3778:00

### WINS

GOALTENDER	TEAM	GP	W	L	OT	MINS
Linus Ullmark	BOS	49	40	6	1	2882:12
Alexandar Georgiev	COL	62	40	16	6	3700:20
Connor Hellebuyck	WPG	64	37	25	2	3778:00
Igor Shesterkin	NYR	58	37	13	8	3488:46
Jake Oettinger	DAL	62	37	11	11	3644:53
Andrei Vasilevskiy	TBL	60	34	22	4	3596:25
Juuse Saros	NSH	64	33	23	7	3809:59
Vitek Vanecek	NJD	52	33	11	4	2915:34
Ilya Sorokin	NYI	62	31	22	7	3587:04
Stuart Skinner	EDM	50	29	14	5	2903:05
Martin Jones	SEA	48	27	13	3	2625:39
Jordan Binnington	STL	61	27	27	6	3516:03

### SAVE PERCENTAGE

GOALTENDER	TEAM	GP	SV%	W	L	OT	GA	SA	MINS
Linus Ullmark	BOS	49	0.938	40	6	1	91	1,457	2882:12
Filip Gustavsson	MIN	39	0.931	22	9	7	81	1,173	2310:56
Ilya Sorokin	NYI	62	0.924	31	22	7	140	1,838	3587:04
Connor Hellebuyck	WPG	64	0.92	37	25	2	157	1,964	3778:00
Jeremy Swayman	BOS	37	0.92	24	6	4	76	953	2012:59
Alexandar Georgiev	COL	62	0.919	40	16	6	156	1,904	3700:20
Jake Oettinger	DAL	62	0.919	37	11	11	144	1,776	3644:53
Juuse Saros	NSH	64	0.919	33	23	7	171	2,099	3809:59
Ilya Samsonov	TOR	42	0.919	27	10	5	96	1,184	2475:36
Igor Shesterkin	NYR	58	0.916	37	13	8	144	1,719	3488:46
Andrei Vasilevskiy	TBL	60	0.915	34	22	4	159	1,875	3596:25

### SHUTOUTS

GOALTENDER	TEAM	GP	SO	W	L	OT	MINS
Ilya Sorokin	NYI	62	6	31	22	7	3587:04
Darcy Kuemper	WSH	57	5	22	26	7	3223:47
Jake Oettinger	DAL	62	5	37	11	11	3644:53
Alexandar Georgiev	COL	62	5	40	16	6	3700:20
Andrei Vasilevskiy	TBL	60	4	34	22	4	3596:25
Connor Hellebuyck	WPG	64	4	37	25	2	3778:00
Antti Raanta	CAR	27	4	19	3	3	1561:13
Ville Husso	DET	56	4	26	22	7	3220:14
Ilya Samsonov	TOR	42	4	27	10	5	2475:36
Jeremy Swayman	BOS	37	4	24	6	4	2012:59
Pyotr Kochetkov	CAR	24	4	12	7	5	1403:56

## 2022-23 SEASON NOTES AND HIGHLIGHTS

- New York posted a 47-22-13 record for 107 points during the regular season, ranking tied for eighth in the NHL in wins and ninth in points. In franchise history, the Blueshirts' 47 wins ranked tied for ninth while their 107 points were the seventh most in team history.
- The Rangers qualified for the Stanley Cup Playoffs for a second-straight season and 62nd time in franchise history.
- Since 2005-06, the Rangers' 14 playoff appearances are tied for the second most in the NHL.
- Gerard Gallant was the 15th coach in franchise history to make the postseason in his first two seasons and first coach to earn 100 points in his first two campaigns.
- New York's plus-57 goal differential was the sixth best in the NHL while its plus-27 third period goal differential was the fourth best.
- Since December 5, New York was 36-12-8 for 80 points. In the NHL in that span, the Rangers ranked tied for fourth in points, second in points percentage (.714), tied for fourth in wins, fifth in goals per game (3.52), and third in power play percentage (26.1).
- After All-Star Break, the Rangers went 20-8-5 for 45 points.
- The Rangers finished with a 24.1 power play percentage, the fifth highest in club history and the seventh highest in the NHL this year.
- New York allowed 2.63 goals per game, the fourth best mark in the league. The Blueshirts finished the regular season allowing three or fewer goals in 19-straight contests.
- Seven Rangers (Fox, Goodrow, Kakko, Panarin, Trocheck, Trouba, Zibanejad) finished the season having played in all 82 games. It marked the third time since 1958-59 and second since 2011-12 that the Blueshirts had seven or more players play in every regular season game.
- The Rangers allowed 29.3 shots per game, the sixth fewest in the NHL.
- New York's 271 penalties taken were the third fewest in the league.
- Twenty-three games were decided in overtime/shootout during the regular season, tied for the second most in the NHL.
- At home, the Blueshirts went 23-13-5 and from Dec. 5, they went 19-7-1 on home ice, tied for the fifth most in that span. The Rangers went 15-6-1 in their last 22 home games.
- The Rangers finished their regular season road slate with a 24-9-8 record for 56 points. In franchise history, the Blueshirts' 56 road points rank tied for second and 24 wins were tied for the fifth most.
- On the road, the Rangers allowed 102 goals against, tied for the fewest in the NHL.
- The Rangers defensemen group compiled 193 points, tied for the fifth most in the NHL.
- The Blueshirts had 21 comeback victories, the sixth most in the NHL. New York was 15-2-5 when tied after two periods - their 15 wins were the most in the NHL.
- When scoring four or more goals, New York were 33-0-0 and the only team in the NHL to have a perfect such record.

## 2022-23 SEASON NOTES AND HIGHLIGHTS

- Artemi Panarin and Mika Zibanejad both notched 90 points this season, marking the first time since 1991-92 the Blueshirts have had multiple players with 90-plus points (Messier, Leetch). Other years: 1974-75, 1971-72
- Mika Zibanejad had 20 power play goals on the year. The Rangers were the first team since the 1992-93 & 1993-94 Boston Bruins, Winnipeg Jets and Pittsburgh Penguins to have a different player score 20+ power play goals in back-to-back seasons as Chris Kreider had 26 in 2021-22.
- Mika Zibanejad and Artemi Panarin were the third pair of teammates in Rangers history to simultaneously post consecutive 80-point campaigns following Rod Gilbert and Steve Vickers (1974-75 – 1975-76) as well as Gilbert and Jean Ratelle (1971-72 – 1972-73).
- For the fourth time (2022-23, 2015-16, 2010-11 and 2006-07) in the past 20 years, the Rangers had five different 20-plus goal scorers (Panarin, Zibanejad, Chytil, Trocheck, Kreider).
- The Rangers had seven players with 15 or more goals, tied for the fourth most in the NHL.
- Ryan Lindgren was named the winner of the 2022-23 Steven McDonald Extra Effort Award and Players' Player Award, as voted on by his teammates. Mika Zibanejad was named the Rangers' Most Valuable Player, as voted on by members of the Rangers media.
- Jacob Trouba was named the recipient of the second annual Rod Gilbert "Mr. Ranger" Award, given to the Rangers player "who best honors Rod's legacy by exemplifying leadership qualities both on and off the ice, and making a significant humanitarian contribution to his community."

# GAME SUMMARIES

\* = Overtime, \*\* = Shootout, + = Sellout

#	Date	Team	W-L-OT	Record	GF-GA	Scorers	W Goal	PP	PK	SF-SA	W-L Gldr.	Attend.
1	10/11/2022	Tampa Bay Lightning	W	1-0-0	3-1	93s,93p,21	93	1-4	5-6	39-26	31 / 88	18006+
2	10/13/2022	@ Minnesota Wild	W	2-0-0	7-3	20p,23,10,72,16,24,20	72	1-5	3-4	35-36	31 / 29	18612+
3	10/14/2022	@ Winnipeg Jets	L	2-1-0	1-4	29	89	0-2	2-3	41-34	37 / 41	14553
4	10/17/2022	Anaheim Ducks	W	3-1-0	6-4	16p,93p,24,13,10,93p	10	3-4	1-1	43-22	31 / 36	18006+
5	10/20/2022	San Jose Sharks	O*	3-1-1	2-3	72,10	65	0-5	2-3	23-27	47 / 31	17083
6	10/23/2022	Columbus Blue Jackets	L	3-2-1	1-5	10p	2	1-3	1-1	31-21	40 / 41	18006+
7	10/25/2022	Colorado Avalanche	O**	3-2-2	2-3	21,23	0	0-4	2-3	46-44	40 / 31	18006+
8	10/26/2022	@ New York Islanders	L	3-2-2	0-3		21	0-3	3-3	41-29	30 / 41	17255+
9	10/29/2022	@ Dallas Stars	W	4-3-2	6-3	20,16p,93p,6,12,16	6	2-5	4-4	27-33	31 / 41	18532
10	10/30/2022	@ Arizona Coyotes	W	5-3-2	3-0	13,10,93p	93	1-3	0-1	39-20	31 / 39	4600+
11	11/01/2022	Philadelphia Flyers	W*	6-3-2	1-0	20	20	0-3	3-3	36-19	31 / 79	17206
12	11/03/2022	Boston Bruins	L	6-4-2	2-5	26,23	11	0-2	3-3	20-37	35 / 31	18006+
13	11/06/2022	Detroit Red Wings	O*	6-4-3	2-3	24,93p	81	1-2	3-4	29-36	39 / 41	18006+
14	11/08/2022	New York Islanders	L	6-5-3	3-4	72,20p,16p	27	2-4	1-3	40-26	40 / 31	18006+
15	11/10/2022	@ Detroit Red Wings	W	7-5-3	8-2	93,20p,23,21,93,12,25,26s	23	1-3	2-2	33-20	31 / 35	18869
16	11/12/2022	@ Nashville Predators	L	7-6-3	1-2	72	17	0-5	4-4	35-18	74 / 41	17169+
17	11/13/2022	Arizona Coyotes	W	8-6-3	4-1	21,23,20p,22	23	1-4	5-6	27-32	31 / 39	18006+
18	11/17/2022	@ Seattle Kraken	O*	8-6-4	2-3	93p,16p	4	2-4	4-4	30-32	30 / 31	17151+
19	11/19/2022	@ San Jose Sharks	W	9-6-4	2-1	12,23	23	0-3	1-1	43-23	31 / 47	17562+
20	11/22/2022	@ Los Angeles Kings	W	10-6-5	5-3	4,16,24,20,20	20	0-0	0-1	25-38	31 / 40	18230+
21	11/23/2022	@ Anaheim Ducks	L	10-7-4	2-3	21,4	19	0-4	3-3	43-22	36 / 41	13759
22	11/26/2022	Edmonton Oilers	L	10-8-4	3-4	13,20,12	29	0-3	2-3	23-32	36 / 31	18006+
23	11/28/2022	New Jersey Devils	L	10-9-4	3-5	10,93,16p	20	1-5	3-3	38-38	41 / 31	17928
24	11/30/2022	@ Ottawa Senators	W	11-9-4	3-1	26,21,20	21	0-2	3-3	36-35	41 / 33	14654
25	12/02/2022	Ottawa Senators	O*	11-9-5	2-3	74,93	7	0-2	3-4	27-37	33 / 31	18006+
26	12/03/2022	Chicago Blackhawks	L	11-10-5	2-5	93p,20	13	1-4	1-4	28-21	34 / 41	18006+
27	12/05/2022	St. Louis Blues	W	12-10-5	6-4	4,23p,16,79,13,20s	13	1-1	3-4	24-29	31 / 50	16682
28	12/07/2022	@ Vegas Golden Knights	W	13-10-5	5-1	24,93p,72,13,93p	93	2-5	2-3	37-26	31 / 36	17939+
29	12/09/2022	@ Colorado Avalanche	W**	14-10-5	2-1	4	0	0-1	1-1	29-42	31 / 40	18112+
30	12/12/2022	New Jersey Devils	W*	15-10-4	4-3	20,16p,24,72	72	1-2	2-2	23-29	31 / 41	18006+
31	12/15/2022	Toronto Maple Leafs	W	16-10-5	3-1	72p,26,26	26	1-1	3-3	20-23	31 / 30	18006+
32	12/17/2022	@ Philadelphia Flyers	W	17-10-5	6-3	10,79,21,26,8s,24	26	0-1	4-4	34-32	41 / 79	18340
33	12/18/2022	@ Chicago Blackhawks	W	18-10-5	7-1	72,10,24,8,16p,74,76	10	1-1	1-1	26-30	31 / 40	17365
34	12/20/2022	@ Pittsburgh Penguins	L	18-11-5	2-3	20,20	87	0-3	1-3	28-24	35 / 31	18005
35	12/22/2022	New York Islanders	W	19-11-5	5-3	10p,12,21,24,16	24	1-6	2-2	34-18	31 / 30	18006+
36	12/27/2022	Washington Capitals	L	19-12-5	0-4		90	0-5	2-3	32-30	35 / 31	18006+
37	12/29/2022	@ Tampa Bay Lightning	O**	19-12-6	1-2	93	0	0-3	1-1	46-40	88 / 31	19092+
38	01/01/2023	@ Florida Panthers	W	20-12-6	5-3	93p,93,20,16p,10	16	2-4	3-4	28-35	41 / 72	18272
39	01/03/2023	Carolina Hurricanes	W	21-12-6	5-3	8p,93p,10,79,72p	79	3-5	3-3	31-23	31 / 52	17747
40	01/05/2023	@ Montreal Canadiens	W	22-12-6	4-1	20s,4,72,72p	4	1-3	2-2	31-18	41 / 34	21105+
41	01/07/2023	@ New Jersey Devils	O*	22-12-7	3-4	26,12,20	28	0-2	3-4	34-43	41 / 31	16514+
42	01/10/2023	Minnesota Wild	W**	23-12-7	4-3	79,23,72	0	0-3	1-1	43-32	31 / 29	18006+
43	01/12/2023	Dallas Stars	W*	24-12-7	2-1	79,23	23	0-4	0-1	31-25	31 / 29	18006+
44	01/15/2023	Montréal Canadiens	L	24-13-7	1-2	10	22	0-2	1-2	39-31	35 / 31	18006+
45	01/16/2023	@ Columbus Blue Jackets	W	25-13-7	3-1	93,21p,74	21	1-5	4-4	33-25	41 / 90	17024
46	01/19/2023	Boston Bruins	L	25-14-7	1-3	5	37	0-3	4-4	32-27	1 / 31	18006+
47	01/23/2023	Florida Panthers	W	26-14-7	6-2	23,93p,26,13,93,72	26	1-1	1-2	26-35	31 / 34	17121
48	01/25/2023	@ Toronto Maple Leafs	O*	26-14-8	2-3	72,72	16	0-2	3-3	29-35	35 / 31	18114
49	01/27/2023	Vegas Golden Knights	W	27-14-8	4-1	20,16,72,26	16	0-2	2-2	40-34	41 / 33	18006+
50	02/06/2023	Calgary Flames	W*	28-14-8	5-4	72,72,93p,93,13	13	1-3	2-3	33-32	41 / 25	17173
51	02/08/2023	Vancouver Canucks	W	29-14-8	4-3	20,72,13,93	93	0-3	1-1	21-25	31 / 30	18006+
52	02/10/2023	Seattle Kraken	W	30-14-8	6-3	91,24,16,8p,93p,55s	8	2-3	4-5	28-29	31 / 30	18006+
53	02/11/2023	@ Carolina Hurricanes	W	31-14-8	6-2	93p,10,10,10,24,10	10	1-1	2-2	19-29	41 / 31	18808+
54	02/15/2023	@ Vancouver Canucks	W	32-14-8	6-4	93,10,10,20,79,93	79	0-1	1-2	28-29	31 / 31	18404
55	02/17/2023	@ Edmonton Oilers	W**	33-14-8	5-4	20p,20s,13,93p	0	2-4	2-4	38-29	31 / 36	18347+
56	02/18/2023	@ Calgary Flames	O*	33-14-9	2-3	91,13p	11	1-2	2-3	20-32	25 / 41	19206
57	02/20/2023	Winnipeg Jets	L	33-15-9	1-4	16	55	0-4	0-1	51-21	37 / 31	18006+
58	02/23/2023	@ Detroit Red Wings	L	33-16-9	1-4	16	11	0-2	3-4	31-23	35 / 41	19116
59	02/25/2023	@ Washington Capitals	L	33-17-9	3-6	21,20p,24	15	1-5	1-2	26-27	35 / 31	18573+
60	02/26/2023	Los Angeles Kings	W	34-17-9	5-2	13,16,16,10,93p	16	1-4	3-4	21-28	31 / 32	18006+
61	03/01/2023	@ Philadelphia Flyers	W*	35-17-9	3-2	93p,20,91	91	1-1	2-3	25-28	31 / 79	19534+
62	03/02/2023	Ottawa Senators	L	35-18-9	3-5	20s,8,91	28	0-4	3-3	32-34	33 / 41	18006+
63	03/04/2023	@ Boston Bruins	L	35-19-9	2-4	13p,13	37	1-3	3-3	26-24	35 / 31	17850
64	03/09/2023	@ Montreal Canadiens	W**	36-19-9	4-3	13p,8,88p	0	2-4	3-3	33-26	31 / 35	21105+
65	03/11/2023	@ Buffalo Sabres	W*	37-19-9	2-1	88,10p	10	1-3	2-2	26-33	31 / 1	19070+
66	03/12/2023	@ Pittsburgh Penguins	O*	37-19-10	2-3	21,20	58	0-2	2-4	29-35	35 / 41	18364+
67	03/14/2023	Washington Capitals	W	38-19-10	5-3	93,93,88p,8,26	8	1-2	4-4	36-31	31 / 35	17476
68	03/16/2023	Pittsburgh Penguins	W	39-19-10	4-2	93,14,20,20	20	0-2	0-0	35-32	31 / 35	18006+
69	03/18/2023	Pittsburgh Penguins	W	40-19-10	6-0	93,10p,91,20,8,10	93	1-4	5-5	24-23	31 / 35	18006+
70	03/19/2023	Nashville Predators	W	41-19-10	7-0	72,93,14,79,10p,79,20	72	1-4	1-1	34-32	41 / 32	18006+
71	03/21/2023	Carolina Hurricanes	L	41-20-10	2-3	14,24	86	0-3	1-1	31-39	31 / 31	18006+
72	03/23/2023	@ Carolina Hurricanes	W	42-20-10	2-1	10,23	23	0-3	3-3	16-30	31 / 31	18792+
73	03/25/2023	@ Florida Panthers	W	43-20-10	4-3	24,13,88,72	72	0-3	2-2	42-34	41 / 72	18635
74	03/28/2023	Columbus Blue Jackets	W	44-20-10	6-2	72,91,88,10p,93,16	88	1-2	3-4	36-30	31 / 31	18006+
75	03/30/2023	@ New Jersey Devils	L	44-21-10	1-2	20p	96	1-2	1-2	25-31	41 / 31	16669+
76	03/31/2023	@ Buffalo Sabres	O*	44-21-11	2-3	24,23	53	0-1	2-2	33-34	27 / 41	18009
77	04/02/2023	@ Washington Capitals	W	45-21-11	5-2	79,13,24,91,93p	24	1-4	2-2	34-28	31 / 35	18573+
78	04/05/2023	Tampa Bay Lightning	W	46-21-11	6-3	20p,24,14,14,20,10p	14	2-5	2-3	37-31	31 / 88	18006+
79	04/06/2023	@ St. Louis Blues	O*	46-21-12	2-3	91p,16p	42	2-2	1-1	24-22	50 / 41	18096+
80	04/08/2023	@ Columbus Blue Jackets	W	47-21-12	4-0	26,20,77,16	26	0-2	2-2	28-20	31 / 31	18824+
81	04/10/2023	Buffalo Sabres	O**	47-21-13	2-3	10p,10	0	1-2	2-2	28-39	27 / 31	18006+
82	04/13/2023	Toronto Maple Leafs	L	47-22-13	2-3	24,10p	52	1-2	1-1	24-21	60 / 41	17623



FINAL RANGERS SCORING

Pos.	No.	Player	GP	G	A	PTS	+/-	PIM	PPG	SHG	GWG	S	S%
LW	10	Artemi Panarin	82	29	63	92	4	36	9	0	4	204	14.2
C	93	Mika Zibanejad	82	39	52	91	25	20	20	1	5	251	15.5
D	23	Adam Fox	82	12	60	72	28	34	1	0	5	159	7.6
C	16	Vincent Trocheck	82	22	42	64	3	58	9	0	3	225	9.8
LW	20	Chris Kreider	79	36	18	54	21	26	8	4	3	229	15.7
C	72	Filip Chytil	74	22	23	45	15	30	3	0	4	177	12.4
D	79	K'Andre Miller	79	9	34	43	12	47	0	0	2	113	8
RW	24	Kaapo Kakko	82	18	22	40	12	8	0	0	2	125	14.4
LW	13	Alexis Lafrenière	81	16	23	39	10	33	3	0	2	135	11.9
C	21	Barclay Goodrow	82	11	20	31	3	58	1	0	2	89	12.4
D	8	Jacob Trouba	82	8	22	30	7	63	2	1	2	199	4
LW	26	Jimmy Vesey	81	11	14	25	13	20	0	1	4	123	8.9
RW	91	Vladimir Tarasenko	31	8	13	21	4	0	1	0	1	66	12.1
D	55	Ryan Lindgren	63	1	17	18	29	45	0	1	0	75	1.3
D	4	Braden Schneider	81	5	13	18	9	16	0	0	1	79	6.3
RW	88	Patrick Kane	19	5	7	12	1	6	2	0	1	45	11.1
C	14	Tyler Motte	24	5	5	10	2	2	0	0	1	44	11.4
RW	12	Julien Gauthier	40	6	3	9	-5	4	0	0	0	36	16.7
D	5	Ben Harpur	42	1	5	6	0	20	0	0	0	34	2.9
RW	74	Vitali Kravtsov	28	3	3	6	6	6	0	0	0	26	11.5
LW	91	Sammy Blais	40	0	5	5	1	8	0	0	0	31	0
C	22	Ryan Carpenter	22	1	2	3	-5	10	0	0	0	17	5.9
D	77	Niko Mikkola	31	1	2	3	4	23	0	0	0	31	3.2
C	76	Jonny Brodzinski	17	1	1	2	3	8	0	0	0	27	3.7
D	6	Zac Jones	16	1	1	2	-2	4	0	0	1	15	6.7
LW	29	Dryden Hunt	3	1	0	1	-1	2	0	0	0	2	50
D	25	Libor Hajek	16	1	0	1	2	4	0	0	0	13	7.7
RW	75	Ryan Reaves	12	0	0	0	-5	12	0	0	0	3	0
C	15	Jake Leschyshyn	13	0	0	0	-3	0	0	0	0	8	0
LW	50	Will Cuyllle	4	0	0	0	-2	10	0	0	0	1	0

GOALTENDERS

No.	Goaltender	GP	W	L	OT	GAA	SV%	SO	GA	SA	SV	MIN	G	A	PIM
31	Igor Shesterkin	58	37	13	8	2.48	0.916	3	144	1,719	1,575	3488:46	0	1	2
41	Jaroslav Halak	25	10	9	5	2.72	0.903	1	66	680	614	1453:56	0	1	0

## MISCELLANEOUS STATISTICS

### WIN/LOSS BREAKDOWN

DIVISION	HOME	PTS	GF	GA	AWAY	PTS	GF	GA	TOTAL	PTS	GF	GA
Atlantic	4-5-3	13	33	33	7-2-3	11	37	29	11-7-6	24	70	62
Metropolitan	8-5-0	16	45	37	7-4-2	16	40	32	15-9-2	32	85	69
Central	5-2-1	11	27	20	5-2-1	12	28	19	10-4-2	23	55	39
Pacific	6-1-1	13	35	24	5-1-2	12	28	22	11-2-3	25	63	46
<b>TOTALS</b>	<b>23-13-5</b>	<b>51</b>	<b>140</b>	<b>114</b>	<b>24-9-8</b>	<b>56</b>	<b>133</b>	<b>102</b>	<b>47-22-13</b>	<b>107</b>	<b>273</b>	<b>216</b>

### GOALS BY PERIOD

	1ST	2ND	3RD	OT	TOTALS
Rangers	78	90	99	6	273 (3.33)
Opponents	62	72	72	10	216 (2.63)

### TEAM STATISTICS

Most Goals, Game:	8, Nov. 10 at DET
Most Goals Allowed, Game:	6, Feb. 25 at WSH
Most Goals, Period:	6 (2x), Mar. 19 vs. NSH - 1st
Most Goals Allowed, Period:	4 (4x), Feb. 25 at WSH - 2nd
Largest Margin of Victory:	7, Mar. 19 vs. NSH
Largest Margin of Defeat:	4 (2x), Dec. 27 vs. WSH
Most Shots, Game:	51, Feb. 20 vs. WPG
Most Shots Allowed, Game:	44, Oct. 25 vs. COL
Most Shots, Period:	22, Mar. 25 vs. FLA - 2nd
Most Shots Allowed, Period:	20 (2x), Nov. 28 vs. NJD - 2nd
Least Shots, Game:	16, Mar. 23 at CAR
Least Shots Allowed, Game:	18 (3x), Jan. 5 at MTL
Least Shots, Period:	2 (2x), Mar. 31 vs. BUF - 1st
Least Shots Allowed, Period:	2 (2x), Feb. 17 vs. EDM - 3rd
Most Power Play Goals, Game:	3 (2x), Jan. 3 vs. CAR
Most Power Play Goals Allowed, Game:	3, Dec. 3 vs. CHI
Most Shorthanded Goals, Game:	1 (8x), Mar. 2 vs. OTT
Most Shorthanded Goals Allowed, Game:	1 (5x), Mar. 9 at MTL
Most Hits, Game:	44, Mar. 12 at PIT
Most Faceoff Wins, Game:	39, Jan. 10 vs. MIN
Highest Faceoff Win Percentage, Game:	66.7, Oct. 23 vs. CBJ
Most Blocked Shots, Game:	30, Jan. 7 at NJD
Longest Winning Streak:	7 (2x), Jan. 27-Feb. 17
Longest Losing Streak:	3 (2x), Feb. 20-25

### INDIVIDUAL STATISTICS

Most Goals, Game	4, last - Panarin at CAR, Feb. 11
Most Assists, Game	3 (12x), last - Panarin at WSH, Apr. 2
Most Points, Game	5, last - Panarin at CAR, Feb. 11
Most Shots, Game	9 (2x), last - Zibanejad vs. ANA, Oct. 17
Most PIM, Game	15, last - Miller vs. LAK, Feb. 26
Most Hits, Game	9 (2x), last - Trocheck vs. BOS, Nov. 3
Most Blocked Shots, Game	6 (7x), last - Trouba vs. TOR, Apr. 13
Longest Goal Streak	6, last - Zibanejad (Feb. 6-17)
Longest Assist Streak	7, last - Panarin (Feb. 6-18)
Longest Point Streak	9, last - Fox (Nov. 3-22)
Most Saves, Game	42, last - Shesterkin vs. COL, Oct. 25

## MISCELLANEOUS STATISTICS

### MONTHLY RECORD

	GP	W	L	OT	PTS	GF	GA
October	10	5	3	2	12	31	30
November	14	6	6	2	14	41	37
December	13	8	3	2	18	44	33
January	12	8	2	2	18	39	27
February	11	7	3	1	15	43	39
March	16	10	4	2	22	54	37
April	6	3	1	2	8	21	13
<b>TOTALS</b>	<b>82</b>	<b>47</b>	<b>22</b>	<b>13</b>	<b>107</b>	<b>273</b>	<b>216</b>

### 2022-23 RANGERS SITUATIONAL RECORD

	W	L	OT
Scoring first	32	7	4
Opponent scoring first	15	15	9
Leading after 1st Period	23	4	4
Trailing after 1st Period	9	11	6
Tied after 1st Period	15	7	3
Leading after 2nd Period	26	5	4
Trailing after 2nd Period	6	15	4
Tied after 2nd Period	15	2	5
OT Record	10	13	-
Five-Minute Overtime Record	6	10	-
Shootout Record	4	3	-
Outshooting opponent	27	15	3
Outshot by opponent	20	6	10
Even shots	0	1	0
Second game of back-to-backs	7	5	4
Third game in four days	8	6	3
Afternoon games	7	5	3
Night games	40	17	10
Sunday	8	2	2
Monday	6	2	1
Tuesday	7	4	1
Wednesday	6	2	1
Thursday	9	6	4
Friday	4	1	2
Saturday	7	5	2
1-Goal Games	15	9	13
2-Goal Games	13	4	-
3+ Goal Games	19	9	-

### WHEN RANGERS SCORE...

	W	L	OT
0 Goals	0	2	0
1 Goal	2	8	1
2 Goals	4	7	11
3 Goals	8	5	1
4 Goals	9	0	0
5 Goals	9	0	0
6 Goals	11	0	0
7 Goals	3	0	0
8 Goals	1	0	0
9 Goals	-	-	-

### WHEN OPPOSITION SCORES...

	W	L	OT
0 Goals	4	0	0
1 Goal	14	0	1
2 Goals	9	3	2
3 Goals	15	6	9
4 Goals	5	7	1
5 Goals	0	5	0
6 Goals	0	1	0
7 Goals	-	-	-
8 Goals	-	-	-
9 Goals	-	-	-

## HAT TRICKS

BY RANGERS (1)	DATE	OPPONENT/SITE	GOALTENDER
Artemi Panarin	2/11/2023	Carolina Hurricanes	Frederik Andersen
AGAINST RANGERS (0)	DATE	OPPONENT/SITE	GOALTENDER

## SHORTHANDED GOALS

BY RANGERS (8)	DATE	OPPONENT/SITE	GOALTENDER
Jimmy Vesey	11/10/2022	DET/ Away	Ville Husso
Chris Kreider	12/5/2022	STL/ Home	Jordan Binnington
Jacob Trouba	12/17/2022	PHI/Away	Carter Hart
Chris Kreider	1/5/2023	MTL/Away	Jake Allen
Ryan Lindgren	2/10/2023	SEA/Home	Martin Jones
Chris Kreider	2/17/2023	EDM/Away	Jack Campbell
Mika Zibanejad	3/2/2023	OTT/ Home	Cam Talbot
Chris Kreider	3/2/2023	OTT/ Home	Cam Talbot
AGAINST RANGERS (5)	DATE	OPPONENT/SITE	GOALTENDER
Logan O'Connor	10/25/2022	COL/Home	Igor Shesterskin
Scott Laughton	12/17/2022	PHI/Away	Jaroslav Halak
Conor Sheary	12/27/2022	WSH/Home	Igor Shesterskin
Tomas Nosek	3/4/2023	BOS/Away	Igor Shesterskin
Josh Anderson	3/9/2023	MTL/Away	Igor Shesterskin

## PENALTY SHOTS

BY RANGERS (0)	DATE	OPPONENT/SITE	GOALTENDER (RESULT)
AGAINST RANGERS (1)	DATE	OPPONENT/SITE	GOALTENDER (RESULT)
Jack Hughes	12/12/2022	NJD/Away	Igor Shesterskin (Save)

## EMPTY-NET GOALS

BY RANGERS (16)	DATE	OPPONENT/SITE	GOALTENDER PULLED
Adam Fox	11/19/2022	SJS/ Home	James Reimer
Chris Kreider	11/22/2022	LAK/Home	Cal Petersen
Jimmy Vesey	12/15/2022	TOR/Home	Matt Murray
Jacob Trouba	12/17/2022	PHI/Away	Carter Hart
Kaapo Kakko	12/17/2022	PHI/Away	Carter Hart
Vincent Trocheck	12/22/2022	NYI/Home	Ilya Sorokin
Filip Chytil	1/3/2023	CAR/Home	Pyotr Kochetkov
Filip Chytil	1/5/2023	MTL/Away	Jake Allen
Filip Chytil	1/23/2023	FLA/Home	Alex Lyon
Jimmy Vesey	1/27/2023	VGK/Home	Adin Hill
Ryan Lindgren	2/10/2023	SEA/Home	Martin Jones
Kaapo Kakko	2/11/2023	CAR/Away	Frederik Andersen
Mika Zibanejad	2/15/2023	VAN/Away	Arturs Silovs
Jimmy Vesey	3/14/2023	WSH/Home	Darcy Kuemper
Chris Kreider	3/16/2023	PIT/Away	Tristan Jarry
Vincent Trocheck	3/28/2023	CBJ/Home	Michael Hutchinson
AGAINST RANGERS (6)	DATE	OPPONENT/SITE	GOALTENDER PULLED
Kyle Connor	10/14/2022	WPG/Away	Jaroslav Halak
Hampus Lindholm	11/3/2022	BOS/Home	Igor Shesterskin
Yegor Sharangovich	11/28/2022	NJD/Home	Igor Shesterskin
Max Domi	12/3/2022	CHI/Home	Jaroslav Halak
Conor Sheary	12/27/2022	WSH/Home	Igor Shesterskin
Tim Stutzle	3/2/2023	OTT/Home	Jaroslav Halak

SHOOTOUT STATISTICS

TOTAL		HOME		ROAD	
GP	W-L	GP	W-L	GP	W-L
7	4-3	3	1-2	4	3-1

TOTAL		HOME		ROAD	
G/S	S%	G/S	S%	G/S	S%
9/16	56.25%	3/4	75%	6/12	50%

TOTAL		HOME		ROAD	
GA/SA	SV%	GA/SA	SV%	GA/SA	SV%
8/29	72%	5/12	58%	3/17	82

GAME-DECIDING GOALS

DATE	TEAM	GAME	OPPONENT	SCORED BY	LOSING GOALIE	WINNING TEAM	FINAL SCORE
1/10/2023		42	MIN	Artemi Panarin	Marc-Andre Fleury	NYR	4-3
2/17/2023		55	EDM	Alexis Lafreniere	Jack Campbell	NYR	5-4
3/9/2023		64	MTL	Mika Zibanejad	Sam Montembault	NYR	4-3
10/25/2023		7	COL	Evan Rodrigues	Igor Shesterkin	COL	2-1
12/9/2023		29	COL	Artemi Panarin	Alexander Georgiev	NYR	2-1
12/29/2023		37	TBL	Alex Killorn	Igor Shesterkin	TBL	1-2
4/10/2023		68	BUF	Casey Mittelstadt	Igor Shesterkin	BUF	3-2

SHOOTOUT PLAYER STATS

PLAYER	POSITION	GOALS	TOTAL SHOTS	S%	GDG
Artemi Panarin	Left Wing	3	4	75%	1
Mika Zibanejad	Center	2	5	40%	0
Kaapo Kakko	Right Wing	2	4	50%	0
Alexis Lafreniere	Left Wing	1	2	50%	0
Vladimir Tarasenko	Right Wing	1	1	1.000	0

SHOOTOUT GOALIE STATS

GOALIE	WINS	LOSSES	GOALS AGAINST	SHOTS AGAINST	SV%
Igor Shesterkin	4	3	6	17	3.000%

## TRANSACTIONS

DATE	TRANSACTION
Oct. 9	Signed Jimmy Vesey to a one-year contract
Oct. 10	Assigned Julien Gauthier to Hartford
Oct. 10	Matt Bartkowski released from PTO
Oct. 10	Jarred Tinordi claimed off waivers by Chicago
Oct. 11	Signed Talyn Boyko to entry-level contract
Oct. 20	Dryden Hunt claimed off waivers by Colorado
Oct. 26	Recalled Julien Gauthier from Hartford
Oct. 27	Signed Ben Harpur to one-year contract
Nov. 23	Acquired fifth round pick in 2025 NHL Draft in exchange for Ryan Reaves
Dec. 3	Recalled Ben Harpur and Jonny Brodzinski from Hartford. Re-assigned Zac Jones to Hartford.
Dec. 4	Jonny Brodzinski re-assigned to Hartford.
Dec. 5	Jonny Brodzinski recalled from Hartford
Jan. 4	Jimmy Vesey re-signed to two-year contract extension
Jan. 5	Gustav Rydahl recalled from Hartford
Jan. 6	Gustav Rydahl re-assigned to Hartford
Jan. 11	Jake Leschyshyn claimed off waivers
Jan. 15	Ryan Carpenter recalled from Hartford. Julien Gauthier placed on IR.
Jan. 17	Ryan Carpenter re-assigned to Hartford.
Jan. 22	Jonny Brodzinski re-assigned to Hartford. Julien Gauthier activated off IR.
Jan. 24	Will Cuylle recalled from Hartford. Sammy Blais assigned to Hartford on conditioning stint.
Jan. 26	Ben Harpur agreed to terms on two-year contract extension.
Jan. 28	Will Cuylle re-assigned to Hartford
Feb. 5	Sammy Blais recalled from conditioning stint and Will Cuylle recalled Hartford.
Feb. 9	Vladimir Tarasenko and defenseman Niko Mikkola acquired from the St. Louis Blues in exchange for a conditional first-round pick in the 2023 NHL Entry Draft, a conditional fourth-round pick in the 2024 NHL Entry Draft, Sammy Blais, and Hunter Skinner.
Feb. 9	Will Cuylle re-assigned to Hartford
Feb. 10	Libor Hajek re-assigned to Hartford
Feb. 19	Tyler Motte acquired from the Ottawa Senators in exchange for Julien Gauthier and a conditional seventh round pick in the 2023 NHL Draft.
Feb. 25	Will Lockwood and 2026 seventh round pick acquired from the Vancouver Canucks in exchange for Vitali Kravtsov
Feb. 26	Ryan Carpenter recalled from Hartford. Braden Schneider and Jake Leschyshyn re-assigned to Hartford.
Feb. 28	Braden Schneider recalled from Hartford. Ryan Carpenter re-assigned to Hartford.
Feb. 28	Austin Rueschhoff traded to the Nashville Predators in exchange for future considerations
Feb. 28	Patrick Kane acquired from the Chicago Blackhawks.
Mar. 3	Acquired Anton Blidh from the Colorado Avalanche in exchange for forward Gustav Rydahl and acquired Wyatt Kalynuk from the Vancouver Canucks in exchange for future considerations.
Mar. 7	Jonny Brodzinski recalled from Hartford.
Mar. 11	Jonny Brodzinski re-assigned to Hartford.
Mar. 21	Agreed to terms with Brett Berard on entry-level contract
Mar. 23	Agreed to terms with Bryce McConnell-Barker on entry-level contract
Mar. 29	Filip Chytil agreed to terms on four-year contract extension

## MANPOWER GAMES LOST DUE TO INJURY OR ILLNESS

PLAYER	TYPE OF INJURY	DATE OF INJURY	DATES MISSED	GAMES MISSED
Sammy Blais	Upper Body	Oct. 8	Oct. 11-14	3
Vitali Kravtsov	Upper Body	Oct. 11	Oct. 13-20	3
	Upper Body	Oct. 25	Oct. 26	1
	Upper Body	Oct. 29	Oct. 30-Nov. 6	4
	Upper Body	Nov. 10	Nov. 12-13	2
Julien Gauthier	Upper Body	Nov. 6	Nov. 8	1
Ryan Carpenter	Upper Body	Oct. 14	Oct. 17	1
Ryan Lindgren	Upper Body	Nov. 3	Nov. 6-8	2
	Upper Body	Feb. 25	Feb. 26-Mar. 19, Mar. 23-Apr. 2	17
Filip Chytil	Upper Body	Oct. 23	Oct. 25-Nov. 3	6
	Lower Body	Dec. 2	Dec. 3-5	2
Chris Kreider	Upper Body	Jan. 10	Jan. 12-16	3
Julien Gauthier	Upper Body	Jan. 12	Jan. 15-19	3
Tyler Motte	Upper Body	Mar. 2	Mar. 4-9	2
Patrick Kane	Lower Body	N/A	Apr. 5-6	2
TOTAL				52



OVERALL SCHEDULE AND RESULTS

GAME					RANGERS	WINNING	DECIDING	TEAM							(TOTAL)	
NO.	DATE	OPP.	SCORE	RESULT	GOALIE	GOAL	RECORD	SF	SA	PP	PK	GF	GA			
1	Oct. 11	TBL	3-1	W	Igor Shesterkin	Mika Zibanejad	1-0-0	39	26	1/4	5/6	3	1			
2	Oct. 13	@MIN	7-3	W	Igor Shesterkin	Filip Chytil	2-0-0	35	36	1/5	3/4	7	3			
3	Oct. 14	@WPG	1-4	L	Connor Hellebuyck	Sam Gagner	2-1-0	41	34	0/2	2/3	1	4			
4	Oct. 17	ANA	6-4	W	Igor Shesterkin	Artemi Panarin	3-1-0	43	22	3/4	1/1	6	4			
5	Oct. 20	SJS	2-3	L*	James Reimer	Erik Karlsson	3-1-1	23	27	0/5	2/3	2	3			
6	Oct. 23	CBJ	1-5	L	Danniiil Tarasov	Andrew Peeke	3-2-1	31	21	1/3	1/1	1	5			
7	Oct. 25	COL	2-3	L+	Alexandar Georgiev		3-2-2	46	44	0/4	2/3	2	2			
8	Oct. 26	@NYI	0-3	L	Illya Sorokin	Kyle Pamieri	3-3-2	41	29	0/3	3/3	0	3			
9	Oct. 29	@DAL	6-3	W	Igor Shesterkin	Zac Jones	4-3-2	27	33	2/5	4/4	6	3			
10	Oct. 30	@ARI	3-2	W	Igor Shesterkin	Mika Zibanejad	5-3-2	39	20	1/3	0/1	3	2			
11	Nov. 1	PHI	1-0	W*	Igor Shesterkin	Chris Kreider	6-3-2	36	19	0/3	3/3	1	0			
12	Nov. 3	BOS	2-5	L	Linus Ullmark	Trent Frederic	6-4-2	20	37	0/2	3/3	2	5			
13	Nov. 6	DET	2-3	L*	Alex Nedeljkovic	Dominik Kubalik	6-4-3	29	36	1/2	3/4	2	3			
14	Nov. 8	NYI	3-4	L	Semyon Varlamov	Anders Lee	6-5-3	40	26	2/4	1/3	3	4			
15	Nov. 10	@DET	8-2	W	Igor Shesterkin	Adam Fox	7-5-3	33	20	1/3	2/2	8	2			
16	Nov. 12	@NSH	1-2	L	Juuse Saros	Mark Jankowski	7-6-3	35	18	0/5	4/4	1	2			
17	Nov. 13	ARI	4-1	W	Igor Shesterkin	Adam Fox	8-6-3	27	32	1/4	5/6	4	1			
18	Nov. 17	@SEA	2-3	L*	Martin Jones	Justin Schultz	8-6-4	30	32	2/4	4/4	2	3			
19	Nov. 19	@SJS	2-1	W	Igor Shesterkin	Adam Fox	9-6-4	43	23	0/3	1/1	2	1			
20	Nov. 22	@LAK	5-3	W	Igor Shesterkin	Chris Kreider	10-6-4	25	38	0/0	0/1	5	3			
21	Nov. 23	@ANA	2-3	L	John Gibson	Troy Terry	10-7-4	43	22	0/4	3/3	2	3			
22	Nov. 26	EDM	3-4	L	Jack Campbell	Leon Draisaitl	10-8-4	23	32	0/3	2/3	3	4			
23	Nov. 28	NJD	3-5	L	Vitek Vanecek	Michael McLeod	10-9-4	38	38	1/5	3/3	3	5			
24	Nov. 30	@OTT	3-1	W	Jaroslav Halak	Barclay Goodrow	11-9-4	36	35	0/2	3/3	3	1			
25	Dec. 2	OTT	2-3	L*	Cam Talbot	Brady Tkachuk	11-9-5	27	37	0/2	3/4	2	3			
26	Dec. 3	CHI	2-5	L	Petr Mrazek	Max Domi	11-10-5	28	21	1/4	1/4	2	5			
27	Dec. 5	STL	6-4	W	Igor Shesterkin	Alexis Lafreniere	12-10-5	24	29	1/1	3/4	6	4			
28	Dec. 7	@VGK	5-1	W	Igor Shesterkin	Mika Zibanejad	13-10-5	37	26	2/5	2/3	5	1			
29	Dec. 9	@COL	2-1	W+	Igor Shesterkin		14-10-5	29	42	0/1	1/1	1	1			
30	Dec. 12	NJD	4-3	W*	Igor Shesterkin	Filip Chytil	15-10-5	23	29	1/2	2/2	4	3			
31	Dec. 15	TOR	3-1	W	Igor Shesterkin	Jimmy Vesey	16-10-5	20	23	1/1	3/3	3	1			
32	Dec. 17	@PHI	6-3	W	Jaroslav Halak	Jimmy Vesey	17-10-5	34	32	0/1	4/4	6	3			
33	Dec. 18	@CHI	7-1	W	Igor Shesterkin	Artemi Panarin	18-10-5	26	30	1/1	1/1	7	1			
34	Dec. 20	@PIT	2-3	L	Tristan Jarry	Sidney Crosby	18-11-5	28	24	0/3	1/3	2	3			
35	Dec. 22	NYI	5-3	W	Igor Shesterkin	Kaapo Kakko	19-11-5	34	18	1/6	2/2	5	3			
36	Dec. 27	WSH	0-4	L	Darcy Kuemper	Marcus Johansson	19-12-5	32	30	0/5	2/3	0	4			
37	Dec. 29	@TBL	1-2	L+	Andrei Vasilveskiy		19-12-6	46	40	0/3	1/1	1	1			
38	Jan. 1	@FLA	5-3	W	Jaroslav Halak	Vincent Trocheck	20-12-6	28	35	2/4	3/4	5	3			
39	Jan. 3	CAR	5-3	W	Igor Shesterkin	K'Andre Miller	21-12-6	31	23	3/5	3/3	5	3			
40	Jan. 5	@MTL	4-1	W	Jaroslav Halak	Braden Schneider	22-12-6	31	18	1/3	2/2	4	1			
41	Jan. 7	@NJD	3-4	L*	Vitek Vanecek	Damon Severson	22-12-7	34	43	0/2	3/4	3	4			

\* - Denotes overtime win/loss  
+ - Denotes shootout win/loss

# OVERALL SCHEDULE AND RESULTS

GAME NO.	DATE	OPP	SCORE	RANGERS		WINNING GOALIE	DECIDING GOAL	TEAM RECORD	SF	SA	PP	PK	(TOTAL)	
				RESULT									GF	GA
42	Jan. 10	MIN	4-3	W+	Igor Shesterkin			23-12-7	43	32	0/3	1/1	3	3
43	Jan. 12	DAL	2-1	W*	Igor Shesterkin	Adam Fox		24-12-7	31	25	0/4	0/1	2	1
44	Jan. 15	MTL	1-2	L	Sam Montembeault	Cole Caufield		24-13-7	39	31	0/2	1/2	1	2
45	Jan. 16	@CBJ	3-1	W	Jaroslav Halak	Barclay Goodrow		25-13-7	33	25	1/5	4/4	3	1
46	Jan. 19	BOS	1-3	L	Jeremy Swayman	Patrice Bergeron		25-14-7	32	27	0/3	4/4	1	3
47	Jan. 23	FLA	6-2	W	Igor Shesterkin	Jimmy Vesey		26-14-7	26	35	1/1	1/2	6	2
48	Jan. 25	@TOR	2-3	L*	Ilya Samsonov	Mitchell Marner		26-14-8	29	35	0/2	3/3	2	3
49	Jan. 27	VGK	4-1	W	Jaroslav Halak	Vincent Trocheck		27-14-8	40	34	0/2	2/2	4	1
50	Feb. 6	CGY	5-4	W*	Jaroslav Halak	Alexis Lafreniere		28-14-8	33	32	1/3	2/3	5	4
51	Feb. 8	VAN	4-3	W	Igor Shesterkin	Mika Zibanejad		29-14-8	21	25	0/3	1/1	4	3
52	Feb. 10	SEA	6-3	W	Igor Shesterkin	Jacob Trouba		30-14-8	28	29	2/3	4/5	6	3
53	Feb. 11	@CAR	6-2	W	Jaroslav Halak	Artemi Panarin		31-14-8	19	29	1/1	2/2	6	2
54	Feb. 15	@VAN	6-4	W	Igor Shesterkin	K'Andre Miller		32-14-8	28	29	0/1	1/2	6	4
55	Feb. 17	@EDM	5-4	W+	Igor Shesterkin			33-14-8	38	29	2/4	2/4	4	4
56	Feb. 18	@CGY	2-3	L*	Jacob Markstrom	Mikael Backlund		33-14-9	20	32	1/2	2/3	2	3
57	Feb. 20	WPG	1-4	L	Connor Hellebuyck	Mark Scheifele		33-15-9	51	21	0/4	0/1	1	4
58	Feb. 23	@DET	1-4	L	Ville Husso	Filip Zadina		33-16-9	31	23	0/2	3/4	1	4
59	Feb. 25	@WSH	3-6	L	Darcy Kuemper	Sonny Milano		33-17-9	26	27	1/5	1/2	3	6
60	Feb. 26	LAK	5-2	W	Igor Shesterkin	Vincent Trocheck		34-17-9	21	28	1/4	3/4	5	2
61	Mar. 1	@PHI	3-2	W*	Igor Shesterkin	Vladimir Tarasenko		35-17-9	25	28	1/1	2/3	3	2
62	Mar. 2	OTT	3-5	L	Cam Talbot	Claude Giroux		35-18-9	32	34	0/4	3/3	3	5
63	Mar. 4	@BOS	2-4	L	Linus Ullmark	Patrice Bergeron		35-19-9	26	24	1/3	3/3	2	4
64	Mar. 9	@MTL	4-3	W+	Igor Shesterkin			36-19-9	33	26	2/4	3/3	3	3
65	Mar. 11	@BUF	2-1	W*	Igor Shesterkin	Artemi Panarin		37-19-9	26	33	1/3	2/2	2	1
66	Mar. 12	@PIT	2-3	L*	Tristan Jarry	Kris Letang		37-19-10	29	35	0/2	2/4	2	3
67	Mar. 14	WSH	5-3	W	Igor Shesterkin	Jacob Trouba		38-19-10	36	31	1/2	4/4	5	3
68	Mar. 16	PIT	4-2	W	Igor Shesterkin	Chris Kreider		39-19-10	35	32	0/2	0/0	4	2
69	Mar. 18	PIT	6-0	W	Igor Shesterkin	Mika Zibanejad		40-19-10	24	33	1/4	5/5	6	0
70	Mar. 19	NSH	7-0	W	Jaroslav Halak	Filip Chytil		41-19-10	34	22	1/4	1/1	7	0
71	Mar. 21	CAR	2-3	L	Frederik Andersen	Teuvo Teravainen		41-20-10	31	39	0/3	1/1	2	3
72	Mar. 23	@CAR	2-1	W	Igor Shesterkin	Adam Fox		42-20-10	16	30	0/3	3/3	2	1
73	Mar. 25	@FLA	4-3	W	Jaroslav Halak	Filip Chytil		43-20-10	42	34	0/3	2/2	4	3
74	Mar. 28	CBJ	6-2	W	Igor Shesterkin	Patrick Kane		44-20-10	36	30	1/2	3/4	6	2
75	Mar. 30	@NJD	1-2	L	Vitek Vanecek	Timo Meier		44-21-10	25	31	1/2	1/2	1	2
76	Mar. 31	@BUF	2-3	L*	Devon Levi	Jeff Skinner		44-21-11	33	34	0/1	2/2	2	3
77	Apr. 2	@WSH	5-2	W	Igor Shesterkin	Kaapo Kakko		45-21-11	34	28	1/4	2/2	5	2
78	Apr. 5	TBL	6-3	W	Igor Shesterkin	Tyler Motte		46-21-11	37	31	2/5	2/3	6	3
79	Apr. 6	@STL	2-3	L*	Jordan Binnington	Kasperii Kapanen		46-21-12	24	22	2/2	1/1	2	3
80	Apr. 8	@CBJ	4-0	W	Igor Shesterkin	Jimmy Vesey		47-21-12	28	20	0/2	2/2	4	0
81	Apr. 10	BUF	2-3	L+	Devon Levi			47-21-13	28	39	1/2	2/2	2	2
82	Apr. 13	TOR	2-0	L	Joseph Woll	Noel Acciari		47-22-13	24	21	1/2	1/1	2	3

\* - Denotes overtime win/loss  
+ - Denotes shootout win/loss

HOME SCHEDULE AND RESULTS

GAME	RANGERS				WINNING	DECIDING	TEAM				(TOTAL)			
	NO.	DATE	OPP.	SCORE	RESULT	GOALIE	GOAL	RECORD	SF	SA	PP	PK	GF	GA
1	Oct. 11	TBL	3-1	W	Igor Shesterkin	Mika Zibanejad	1-0-0	39	26	1/4	5/6	3	1	
2	Oct. 17	ANA	6-4	W	Igor Shesterkin	Artemi Panarin	3-1-0	43	22	3/4	1/1	6	4	
3	Oct. 20	SJS	2-3	L*	James Reimer	Erik Karlsson	3-1-1	23	27	0/5	2/3	2	3	
4	Oct. 23	CBJ	1-5	L	Danniil Tarasov	Andrew Peeke	3-2-1	31	21	1/3	1/1	1	5	
5	Oct. 25	COL	2-3	L+	Alexandar Georgiev		3-2-2	46	44	0/4	2/3	2	2	
6	Nov. 1	PHI	1-0	W*	Igor Shesterkin	Chris Kreider	6-3-2	36	19	0/3	3/3	1	0	
7	Nov. 3	BOS	2-5	L	Linus Ullmark	Trent Frederic	6-4-2	20	37	0/2	3/3	2	5	
8	Nov. 6	DET	2-3	L*	Alex Nedeljkovic	Dominik Kubalik	6-4-3	29	36	1/2	3/4	2	3	
9	Nov. 8	NYI	3-4	L	Semyon Varlamov	Anders Lee	6-5-3	40	26	2/4	1/3	3	4	
10	Nov. 13	ARI	4-1	W	Igor Shesterkin	Adam Fox	8-6-3	27	32	1/4	5/6	4	1	
11	Nov. 26	EDM	3-4	L	Jack Campbell	Leon Draisaitl	10-8-4	23	32	0/3	2/3	3	4	
12	Nov. 28	NJD	3-5	L	Vitek Vanecek	Michael McLeod	10-9-4	38	38	1/5	3/3	3	5	
13	Dec. 2	OTT	2-3	L*	Cam Talbot	Brady Tkachuk	11-9-5	27	37	0/2	3/4	2	3	
14	Dec. 3	CHI	2-5	L	Petr Mrazek	Max Domi	11-10-5	28	21	1/4	1/4	2	5	
15	Dec. 5	STL	6-4	W	Igor Shesterkin	Alexis Lafreniere	12-10-5	24	29	1/1	3/4	6	4	
16	Dec. 12	NJD	4-3	W*	Igor Shesterkin	Filip Chytil	15-10-5	23	29	1/2	2/2	4	3	
17	Dec. 15	TOR	3-1	W	Igor Shesterkin	Jimmy Vesey	16-10-5	20	23	1/1	3/3	3	1	
18	Dec. 22	NYI	5-3	W	Igor Shesterkin	Kaapo Kakko	19-11-5	34	18	1/6	2/2	5	3	
19	Dec. 27	WSH	0-4	L	Darcy Kuemper	Marcus Johansson	19-12-5	32	30	0/5	2/3	0	4	
20	Jan. 3	CAR	5-3	W	Igor Shesterkin	K'Andre Miller	21-12-6	31	23	3/5	3/3	5	3	
21	Jan. 10	MIN	4-3	W+	Igor Shesterkin		23-12-7	43	32	0/3	1/1	3	3	
22	Jan. 12	DAL	2-1	W*	Igor Shesterkin	Adam Fox	24-12-7	31	25	0/4	0/1	2	1	
23	Jan. 15	MTL	1-2	L	Sam Montembeault	Cole Caufield	24-13-7	39	31	0/2	1/2	1	2	
24	Jan. 19	BOS	1-3	L	Jeremy Swayman	Patrice Bergeron	25-14-7	32	27	0/3	4/4	1	3	
25	Jan. 23	FLA	6-2	W	Igor Shesterkin	Jimmy Vesey	26-14-7	26	35	1/1	1/2	6	2	
26	Jan. 27	VGK	4-1	W	Jaroslav Halak	Vincent Trocheck	27-14-8	40	34	0/2	2/2	4	1	
27	Feb. 6	CGY	5-4	W*	Jaroslav Halak	Alexis Lafreniere	28-14-8	33	32	1/3	2/3	5	4	
28	Feb. 8	VAN	4-3	W	Igor Shesterkin	Mika Zibanejad	29-14-8	21	25	0/3	1/1	4	3	
29	Feb. 10	SEA	6-3	W	Igor Shesterkin	Jacob Trouba	30-14-8	28	29	2/3	4/5	6	3	
30	Feb. 20	WPG	1-4	L	Connor Hellebuyck	Mark Scheifele	33-15-9	51	21	0/4	0/1	1	4	
31	Feb. 26	LAK	5-2	W	Igor Shesterkin	Vincent Trocheck	34-17-9	21	28	1/4	3/4	5	2	
32	Mar. 2	OTT	3-5	L	Cam Talbot	Claude Giroux	35-18-9	32	34	0/4	3/3	3	5	
33	Mar. 14	WSH	5-3	W	Igor Shesterkin	Jacob Trouba	38-19-10	36	31	1/2	4/4	5	3	
34	Mar. 16	PIT	4-2	W	Igor Shesterkin	Chris Kreider	39-19-10	35	32	0/2	0/0	4	2	
35	Mar. 18	PIT	6-0	W	Igor Shesterkin	Mika Zibanejad	40-19-10	24	33	1/4	5/5	6	0	
36	Mar. 19	NSH	7-0	W	Jaroslav Halak	Filip Chytil	41-19-10	34	22	1/4	1/1	7	0	
37	Mar. 21	CAR	2-3	L	Frederik Andersen	Teuvo Teravainen	41-20-10	31	39	0/3	1/1	2	3	
38	Mar. 28	CBJ	6-2	W	Igor Shesterkin	Patrick Kane	44-20-10	36	30	1/2	3/4	6	2	
39	Apr. 5	TBL	6-3	W	Igor Shesterkin	Tyler Motte	46-21-11	37	31	2/5	2/3	6	3	
40	Apr. 10	BUF	2-3	L+	Devon Levi		47-21-13	28	39	1/2	2/2	2	2	
41	Apr. 13	TOR	2-0	L	Joseph Woll	Noel Acciari	47-22-13	24	21	1/2	1/1	2	3	

\* - Denotes overtime win/loss  
+ - Denotes shootout win/loss

## ROAD SCHEDULE AND RESULTS

2022-23 Regular Season															
GAME				RANGERS		WINNING	DECIDING	TEAM		(TOTAL)					
NO.	DATE	OPP.	SCORE	RESULT	GOALIE	GOAL	RECORD	SF	SA	PP	PK	GF	GA		
1	Oct. 13	@MIN	7-3	W	Igor Shesterkin	Filip Chytil	2-0-0	35	36	1/5	3/4	7	3		
2	Oct. 14	@WPG	1-4	L	Connor Hellebuyck	Sam Gagner	2-1-0	41	34	0/2	2/3	1	4		
3	Oct. 26	@NYI	0-3	L	Ilya Sorokin	Kyle Pamieri	3-3-2	41	29	0/3	3/3	0	3		
4	Oct. 29	@DAL	6-3	W	Igor Shesterkin	Zac Jones	4-3-2	27	33	2/5	4/4	6	3		
5	Oct. 30	@ARI	3-2	W	Igor Shesterkin	Mika Zibanejad	5-3-2	39	20	1/3	0/1	3	2		
6	Nov. 10	@DET	8-2	W	Igor Shesterkin	Adam Fox	7-5-3	33	20	1/3	2/2	8	2		
7	Nov. 12	@NSH	1-2	L	Juuse Saros	Mark Jankowski	7-6-3	35	18	0/5	4/4	1	2		
8	Nov. 17	@SEA	2-3	L*	Martin Jones	Justin Schultz	8-6-4	30	32	2/4	4/4	2	3		
9	Nov. 19	@SJS	2-1	W	Igor Shesterkin	Adam Fox	9-6-4	43	23	0/3	1/1	2	1		
10	Nov. 22	@LAK	5-3	W	Igor Shesterkin	Chris Kreider	10-6-4	25	38	0/0	0/1	5	3		
11	Nov. 23	@ANA	2-3	L	John Gibson	Troy Terry	10-7-4	43	22	0/4	3/3	2	3		
12	Nov. 30	@OTT	3-1	W	Jaroslav Halak	Barclay Goodrow	11-9-4	36	35	0/2	3/3	3	1		
13	Dec. 7	@VGK	5-1	W	Igor Shesterkin	Mika Zibanejad	13-10-5	37	26	2/5	2/3	5	1		
14	Dec. 9	@COL	2-1	W+	Igor Shesterkin		14-10-5	29	42	0/1	1/1	1	1		
15	Dec. 17	@PHI	6-3	W	Jaroslav Halak	Jimmy Vesey	17-10-5	34	32	0/1	4/4	6	3		
16	Dec. 18	@CHI	7-1	W	Igor Shesterkin	Artemi Panarin	18-10-5	26	30	1/1	1/1	7	1		
17	Dec. 20	@PIT	2-3	L	Tristan Jarry	Sidney Crosby	18-11-5	28	24	0/3	1/3	2	3		
18	Dec. 29	@TBL	1-2	L+	Andrei Vasilveskiy		19-12-6	46	40	0/3	1/1	1	1		
19	Jan. 1	@FLA	5-3	W	Jaroslav Halak	Vincent Trocheck	20-12-6	28	35	2/4	3/4	5	3		
20	Jan. 5	@MTL	4-1	W	Jaroslav Halak	Braden Schneider	22-12-6	31	18	1/3	2/2	4	1		
21	Jan. 7	@NJD	3-4	L*	Vitek Vanecek	Damon Severson	22-12-7	34	43	0/2	3/4	3	4		
22	Jan. 16	@CBJ	3-1	W	Jaroslav Halak	Barclay Goodrow	25-13-7	33	25	1/5	4/4	3	1		
23	Jan. 25	@TOR	2-3	L*	Ilya Samsonov	Mitchell Marner	26-14-8	29	35	0/2	3/3	2	3		
24	Feb. 11	@CAR	6-2	W	Jaroslav Halak	Artemi Panarin	31-14-8	19	29	1/1	2/2	6	2		
25	Feb. 15	@VAN	6-4	W	Igor Shesterkin	K'Andre Miller	32-14-8	28	29	0/1	1/2	6	4		
26	Feb. 17	@EDM	5-4	W+	Igor Shesterkin		33-14-8	38	29	2/4	2/4	4	4		
27	Feb. 18	@CGY	2-3	L*	Jacob Markstrom	Mikael Backlund	33-14-9	20	32	1/2	2/3	2	3		
28	Feb. 23	@DET	1-4	L	Ville Husso	Filip Zadina	33-16-9	31	23	0/2	3/4	1	4		
29	Feb. 25	@WSH	3-6	L	Darcy Kuemper	Sonny Milano	33-17-9	26	27	1/5	1/2	3	6		
30	Mar. 1	@PHI	3-2	W*	Igor Shesterkin	Vladimir Tarasenko	35-17-9	25	28	1/1	2/3	3	2		
31	Mar. 4	@BOS	2-4	L	Linus Ullmark	Patrice Bergeron	35-19-9	26	24	1/3	3/3	2	4		
32	Mar. 9	@MTL	4-3	W+	Igor Shesterkin		36-19-9	33	26	2/4	3/3	3	3		
33	Mar. 11	@BUF	2-1	W*	Igor Shesterkin	Artemi Panarin	37-19-9	26	33	1/3	2/2	2	1		
34	Mar. 12	@PIT	2-3	L*	Tristan Jarry	Kris Letang	37-19-10	29	35	0/2	2/4	2	3		
35	Mar. 23	@CAR	2-1	W	Igor Shesterkin	Adam Fox	42-20-10	16	30	0/3	3/3	2	1		
36	Mar. 25	@FLA	4-3	W	Jaroslav Halak	Filip Chytil	43-20-10	42	34	0/3	2/2	4	3		
37	Mar. 30	@NJD	1-2	L	Vitek Vanecek	Timo Meier	44-21-10	25	31	1/2	1/2	1	2		
38	Mar. 31	@BUF	2-3	L*	Devon Levi	Jeff Skinner	44-21-11	33	34	0/1	2/2	2	3		
39	Apr. 2	@WSH	5-2	W	Igor Shesterkin	Kaapo Kakko	45-21-11	34	28	1/4	2/2	5	2		
40	Apr. 6	@STL	2-3	L*	Jordan Binnington	Kasperii Kapanen	46-21-12	24	22	2/2	1/1	2	3		
41	Apr. 8	@CBJ	4-0	W	Igor Shesterkin	Jimmy Vesey	47-21-12	28	20	0/2	2/2	4	0		

\* - Denotes overtime win/loss

+ - Denotes shootout win/loss

GAME-BY-GAME POWER PLAY TOTALS

					SEASON TOTALS			
GM	DATE	OPPONENT	PPG	ADV	PPG	ADV	PP%	SHGA
1	Oct. 11	vs. TBL	1	4	1	4	25.0%	0
2	Oct. 13	at MIN	1	5	2	9	22.2%	0
3	Oct. 14	at WPG	0	2	2	11	18.2%	0
4	Oct. 17	vs. ANA	3	4	5	15	33.3%	0
5	Oct. 20	vs. SJS	0	5	5	20	25.0%	0
6	Oct. 23	vs. CBJ	1	3	6	23	26.1%	0
7	Oct. 25	vs. COL	0	4	6	27	22.2%	1
8	Oct. 26	at NYI	0	3	6	30	20.0%	0
9	Oct. 29	at DAL	2	5	8	35	22.9%	0
10	Oct. 30	at ARI	1	3	9	38	23.7%	0
11	Nov. 1	vs. PHI	0	3	9	41	22.0%	0
12	Nov. 3	vs. BOS	0	2	9	43	20.9%	0
13	Nov. 6	vs. DET	1	2	10	45	22.2%	0
14	Nov. 8	vs. NYI	2	4	12	49	24.5%	0
15	Nov. 10	at DET	1	3	13	52	25.0%	0
16	Nov. 12	at NSH	0	5	13	57	22.8%	0
17	Nov. 13	vs. ARI	1	4	14	61	23.0%	0
18	Nov. 17	at SEA	2	4	16	65	24.6%	0
19	Nov. 19	at SJS	0	3	16	68	23.5%	0
20	Nov. 22	at LAK	0	0	16	68	23.5%	0
21	Nov. 23	at ANA	0	4	16	72	22.2%	0
22	Nov. 26	vs. EDM	0	3	16	75	21.3%	0
23	Nov. 28	vs. NJD	1	5	17	80	21.3%	0
24	Nov. 30	at OTT	0	2	17	82	20.7%	0
25	Dec. 2	vs. OTT	0	2	17	84	20.2%	0
26	Dec. 3	vs. CHI	1	4	18	88	20.5%	0
27	Dec. 5	vs. STL	1	1	19	89	21.3%	0
28	Dec. 7	at VGK	2	5	21	94	22.3%	0
29	Dec. 9	at COL	0	1	21	95	22.1%	0
30	Dec. 12	vs. NJD	1	2	22	97	22.7%	0
31	Dec. 15	vs. TOR	1	1	23	98	23.5%	0
32	Dec. 17	at PHI	0	1	23	99	23.2%	1
33	Dec. 18	at CHI	1	1	24	100	24.0%	0
34	Dec. 20	at PIT	0	3	24	103	23.3%	0
35	Dec. 22	vs. NYI	1	6	25	109	22.9%	0
36	Dec. 27	vs. WSH	0	5	25	114	21.9%	1
37	Dec. 29	at TBL	0	3	25	117	21.4%	0
38	Jan. 1	at FLA	2	4	27	121	22.3%	0
39	Jan. 3	vs. CAR	3	5	30	126	23.8%	0
40	Jan. 5	at MTL	1	3	31	129	24.0%	0
41	Jan. 7	at NJD	0	2	31	131	23.7%	0

## GAME-BY-GAME POWER PLAY TOTALS

					SEASON TOTALS			
GM	DATE	OPPONENT	PPG	ADV	PPG	ADV	PP%	SHGA
42	Jan. 10	vs. MIN	0	3	31	134	23.1%	0
43	Jan. 12	vs. DAL	0	4	31	138	22.5%	0
44	Jan. 15	vs. MTL	0	2	31	140	22.1%	0
45	Jan. 16	at CBJ	1	5	32	145	22.1%	0
46	Jan. 19	vs. BOS	0	3	32	148	21.6%	0
47	Jan. 23	vs. FLA	1	1	33	149	22.1%	0
48	Jan. 25	at TOR	0	2	33	151	21.9%	0
49	Jan. 27	vs. VGK	0	2	33	153	21.6%	0
50	Feb. 6	vs. CGY	1	3	34	156	21.8%	0
51	Feb. 8	vs. VAN	0	3	34	159	21.4%	0
52	Feb. 10	vs. SEA	2	3	36	162	22.2%	0
53	Feb. 11	at CAR	1	1	37	163	22.7%	0
54	Feb. 15	at VAN	0	1	37	164	22.6%	0
55	Feb. 17	at EDM	2	4	39	168	23.2%	0
56	Feb. 18	at CGY	1	2	40	170	23.5%	0
57	Feb. 20	vs. WPG	0	4	40	174	23.0%	0
58	Feb. 23	at DET	0	2	40	176	22.7%	0
59	Feb. 25	at WSH	1	5	41	181	22.7%	0
60	Feb. 26	vs. LAK	1	4	42	185	22.7%	0
61	Mar. 1	at PHI	1	1	43	186	23.1%	0
62	Mar. 2	vs. OTT	0	4	43	190	22.6%	0
63	Mar. 4	at BOS	1	3	44	193	22.8%	1
64	Mar. 9	at MTL	2	4	46	197	23.4%	1
65	Mar. 11	at BUF	1	3	47	200	23.5%	0
66	Mar. 12	at PIT	0	2	47	202	23.3%	0
67	Mar. 14	vs. WSH	1	2	48	204	23.5%	0
68	Mar. 16	vs. PIT	0	2	48	206	23.3%	0
69	Mar. 18	vs. PIT	1	4	49	210	23.3%	0
70	Mar. 19	vs. NSH	1	4	50	214	23.4%	0
71	Mar. 21	vs. CAR	0	3	50	217	23.0%	0
72	Mar. 23	at CAR	0	3	50	220	22.7%	0
73	Mar. 25	at FLA	0	3	50	223	22.4%	0
74	Mar. 28	vs. CBJ	1	2	51	225	22.7%	0
75	Mar. 30	at NJD	1	2	52	227	22.9%	0
76	Mar. 31	at BUF	0	1	52	228	22.8%	0
77	Apr. 2	at WSH	1	4	53	232	22.8%	0
78	Apr. 5	vs. TBL	2	5	55	237	23.2%	0
79	Apr. 6	at STL	2	2	57	239	23.8%	0
80	Apr. 8	at CBJ	0	2	57	241	23.7%	0
81	Apr. 10	vs. BUF	1	2	58	243	23.9%	0
82	Apr. 13	vs. TOR	1	2	59	245	24.1%	0
SEASON TOTALS					59	245	24.1%	5

## GAME-BY-GAME PENALTY KILLING TOTALS

GM	DATE	OPPONENT	PPGA	TSH	SEASON TOTALS			
					PPGA	TSH	PK%	SHG
1	Oct. 11	vs. TBL	1	6	1	6	83.33%	1
2	Oct. 13	at MIN	1	4	2	10	80.00%	0
3	Oct. 14	at WPG	1	3	3	13	76.92%	0
4	Oct. 17	vs. ANA	0	1	3	14	78.57%	0
5	Oct. 20	vs. SJS	1	3	4	17	76.47%	0
6	Oct. 23	vs. CBJ	0	1	4	18	77.78%	0
7	Oct. 25	vs. COL	1	3	5	21	76.19%	0
8	Oct. 26	at NYI	0	3	5	24	79.17%	0
9	Oct. 29	at DAL	0	4	5	28	82.14%	0
10	Oct. 30	at ARI	1	1	6	29	79.31%	0
11	Nov. 1	vs. PHI	0	3	6	32	81.25%	0
12	Nov. 3	vs. BOS	0	3	6	35	82.86%	0
13	Nov. 6	vs. DET	1	4	7	39	82.05%	0
14	Nov. 8	vs. NYI	2	3	9	42	78.57%	0
15	Nov. 10	at DET	0	2	9	44	79.55%	1
16	Nov. 12	at NSH	0	4	9	48	81.25%	0
17	Nov. 13	vs. ARI	1	6	10	54	81.48%	0
18	Nov. 17	at SEA	0	4	10	58	82.76%	0
19	Nov. 19	at SJS	0	1	10	59	83.05%	0
20	Nov. 22	at LAK	1	1	11	60	81.67%	0
21	Nov. 23	at ANA	0	3	11	63	82.54%	0
22	Nov. 26	vs. EDM	1	3	12	66	81.82%	0
23	Nov. 28	vs. NJD	0	3	12	69	82.61%	0
24	Nov. 30	at OTT	0	3	12	72	83.33%	0
25	Dec. 2	vs. OTT	1	4	13	76	82.89%	0
26	Dec. 3	vs. CHI	3	4	16	80	80.00%	0
27	Dec. 5	vs. STL	1	4	17	84	79.76%	1
28	Dec. 7	at VGK	1	3	18	87	79.31%	0
29	Dec. 9	at COL	0	1	18	88	79.55%	0
30	Dec. 12	vs. NJD	0	2	18	90	80.00%	0
31	Dec. 15	vs. TOR	0	3	18	93	80.65%	0
32	Dec. 17	at PHI	0	4	18	97	81.44%	1
33	Dec. 18	at CHI	0	1	18	98	81.63%	0
34	Dec. 20	at PIT	2	3	20	101	80.20%	0
35	Dec. 22	vs. NYI	0	2	20	103	80.58%	0
36	Dec. 27	vs. WSH	1	3	21	106	80.19%	0
37	Dec. 29	at TBL	0	1	21	107	80.37%	0
38	Jan. 1	at FLA	1	4	22	111	80.18%	0
39	Jan. 3	vs. CAR	0	3	22	114	80.70%	0
40	Jan. 5	at MTL	0	2	22	116	81.03%	1
41	Jan. 7	at NJD	1	4	23	120	80.83%	0

GAME-BY-GAME PENALTY KILLING TOTALS

					SEASON TOTALS			
GM	DATE	OPPONENT	PPGA	TSH	PPGA	TSH	PK%	SHG
42	Jan. 10	vs. MIN	0	1	23	121	80.99%	0
43	Jan. 12	vs. DAL	1	1	24	122	80.33%	0
44	Jan. 15	vs. MTL	1	2	25	124	79.84%	0
45	Jan. 16	at CBJ	0	4	25	128	80.47%	0
46	Jan. 19	vs. BOS	0	4	25	132	81.06%	0
47	Jan. 23	vs. FLA	1	2	26	134	80.60%	0
48	Jan. 25	at TOR	0	3	26	137	81.02%	0
49	Jan. 27	vs. VGK	0	2	26	139	81.29%	0
50	Feb. 6	vs. CGY	1	3	27	142	80.99%	0
51	Feb. 8	vs. VAN	0	1	27	143	81.12%	0
52	Feb. 10	vs. SEA	1	5	28	148	81.08%	1
53	Feb. 11	at CAR	0	2	28	150	81.33%	0
54	Feb. 15	at VAN	1	2	29	152	80.92%	0
55	Feb. 17	at EDM	2	4	31	156	80.13%	1
56	Feb. 18	at CGY	1	3	32	159	79.87%	0
57	Feb. 20	vs. WPG	1	1	33	160	79.38%	0
58	Feb. 23	at DET	1	4	34	164	79.27%	0
59	Feb. 25	at WSH	1	2	35	166	78.92%	0
60	Feb. 26	vs. LAK	1	4	36	170	78.82%	0
61	Mar. 1	at PHI	1	3	37	173	78.61%	0
62	Mar. 2	vs. OTT	0	3	37	176	78.98%	1
63	Mar. 4	at BOS	0	3	37	179	79.33%	0
64	Mar. 9	at MTL	0	3	37	182	79.67%	0
65	Mar. 11	at BUF	0	2	37	184	79.89%	0
66	Mar. 12	at PIT	2	4	39	188	79.26%	0
67	Mar. 14	vs. WSH	0	4	39	192	79.69%	0
68	Mar. 16	vs. PIT	0	0	39	192	79.69%	0
69	Mar. 18	vs. PIT	0	5	39	197	80.20%	0
70	Mar. 19	vs. NSH	0	1	39	198	80.30%	0
71	Mar. 21	vs. CAR	0	1	39	199	80.40%	0
72	Mar. 23	at CAR	0	3	39	202	80.69%	0
73	Mar. 25	at FLA	0	2	39	204	80.88%	0
74	Mar. 28	vs. CBJ	1	4	40	208	80.77%	0
75	Mar. 30	at NJD	1	2	41	210	80.48%	1
76	Mar. 31	at BUF	0	2	41	212	80.66%	0
77	Apr. 2	at WSH	0	2	41	214	80.84%	0
78	Apr. 5	vs. TBL	1	3	42	217	80.65%	0
79	Apr. 6	at STL	0	1	42	218	80.73%	0
80	Apr. 8	at CBJ	0	2	42	220	80.91%	0
81	Apr. 10	vs. BUF	0	2	42	222	81.08%	0
82	Apr. 13	vs. TOR	0	1	42	223	81.17%	0
SEASON TOTALS					42	223	81.17%	8



## GAME-BY-GAME HOME ATTENDANCE

NO.	DATE	VS.	ATTENDANCE	SEASON	SELLOUT	AVG.
1	Oct. 11	vs. TBL	18,006	18,006	1	18,006
2	Oct. 17	vs. ANA	18,006	36,012	2	18,006
3	Oct. 20	vs. SJS	17,083	53,095	...	17,698
4	Oct. 23	vs. CBJ	18,006	71,101	3	17,775
5	Oct. 25	vs. COL	18,006	89,107	4	17,821
6	Nov. 1	vs. PHI	17,206	106,313	...	17,719
7	Nov. 3	vs. BOS	18,006	124,319	5	17,760
8	Nov. 6	vs. DET	18,006	142,325	6	17,791
9	Nov. 8	vs. NYI	18,006	160,331	7	17,815
10	Nov. 13	vs. ARI	18,006	178,337	8	17,834
11	Nov. 26	vs. EDM	18,006	196,343	9	17,849
12	Nov. 28	vs. NJD	17,928	214,271	...	17,856
13	Dec. 2	vs. OTT	18,006	232,277	10	17,867
14	Dec. 3	vs. CHI	18,006	250,283	11	17,877
15	Dec. 5	vs. STL	16,682	266,965	...	17,798
16	Dec. 12	vs. NJD	18,006	284,971	12	17,811
17	Dec. 15	vs. TOR	18,006	302,977	13	17,822
18	Dec. 22	vs. NYI	18,006	320,983	14	17,832
19	Dec. 27	vs. WSH	18,006	338,989	15	17,842
20	Jan. 3	vs. CAR	17,747	356,736	...	17,837
21	Jan. 10	vs. MIN	18,006	374,742	16	17,845
22	Jan. 12	vs. DAL	18,006	392,748	17	17,852
23	Jan. 15	vs. MTL	18,006	410,754	18	17,859
24	Jan. 19	vs. BOS	18,006	428,760	19	17,865
25	Jan. 23	vs. FLA	17,121	445,881	...	17,835
26	Jan. 27	vs. VGK	18,006	463,887	20	17,842
27	Feb. 6	vs. CGY	17,173	481,060	...	17,817
28	Feb. 8	vs. VAN	18,006	499,066	21	17,824
29	Feb. 10	vs. SEA	18,006	517,072	22	17,830
30	Feb. 20	vs. WPG	18,006	535,078	23	17,836
31	Feb. 26	vs. LAK	18,006	553,084	24	17,841
32	Mar. 2	vs. OTT	18,006	571,090	25	17,847
33	Mar. 14	vs. WSH	17,476	588,566	...	17,835
34	Mar. 16	vs. PIT	18,006	606,572	26	17,840
35	Mar. 18	vs. PIT	18,006	624,578	27	17,845
36	Mar. 19	vs. NSH	18,006	642,584	28	17,850
37	Mar. 21	vs. CAR	18,006	660,590	29	17,854
38	Mar. 28	vs. CBJ	18,006	678,596	30	17,858
39	Apr. 5	vs. TBL	18,006	696,602	31	17,862
40	Apr. 10	vs. BUF	18,006	714,608	32	17,865
41	Apr. 13	vs. TOR	17,623	732,231	...	17,859

SCORING OF RANGERS PROSPECTS

CANADIAN JUNIOR

POS.	NAME	HT.	WT.	ACQ.	BIRTHPLACE	BORN	2022-23 TEAM/LEAGUE	GP	G	A	PTS	PIM	PLUS/MINUS
LW	Maxim Barbashev	6-1	176	2022/5th	Moscow, Russia	Dec. 18, 2003	Moncton/QMJHL	67	32	33	65	51	10
							Moncton (PLAYOFFS)	12	4	4	8	14	-4
C	Jayden Grubbe	6-3	201	2021/3rd	Calgary, Alberta	Jan. 12, 2003	Red Deer/WHL	64	18	49	67	71	10
							Red Deer (PLAYOFFS)	12	2	14	16	8	2
C	Bryce McConnell-Barker	6-1	199	2022/3rd	London, Ontario	Jun. 4, 2004	Soo/OHL	68	30	47	77	16	-27
LW	Brennan Othmann	6-0	188	2021/1st	Scarborough, Ontario	Jan. 5, 2003	Peterborough/OHL	40	18	25	43	48	2
							Peterborough (PLAYOFFS)	28	10	20	30	18	-1
							Flint/OHL	16	11	13	24	31	4
							Canada/WJC	7	2	4	6	0	1
C	Ryder Korczak	5-11	171	2021/3rd	Yorkton, Saskatoon	Sep. 23, 2002	Moose Jaw/WHL	48	28	41	69	30	13
							Moose Jaw (PLAYOFFS)	10	3	8	11	2	-4
	GOALIE	HT.	WT.	ACQ.	BIRTHPLACE	BORN	2022-23 TEAM/LEAGUE	GP	W	L	OT	GAA	SV%
	Talyn Boyko	6-7	208	2021/4th	Drumheller, Alberta	Oct. 16, 2002	Kelowna/WHL	40	13	24	1	3.55	.898
							Kelowna (PLAYOFFS)	1	0	1	0	3.00	.921

COLLEGIATE

POS.	NAME	HT.	WT.	ACQ.	BIRTHPLACE	BORN	2022-23 TEAM/LEAGUE	GP	G	A	PTS	PIM	PLUS/MINUS
LW	Brett Berard	5-9	155	2020/5th	Providence, Rhode Island	Sep. 9, 2002	Providence College/Hockey East	36	10	14	24	35	5
RW	Jaroslav Chmelar	6-4	198	2021/5th	Nove Mesto nad Metuji, CZE	Jul. 20, 2003	Providence College/Hockey East	33	7	6	13	26	-2
							Czechia/WJC	7	2	2	5	0	8
RW	Eric Ciccolini	5-11	170	2019/7th	Vaughan, Ontario	Jan. 14, 2001	Univ. of Michigan/Big Ten	31	7	4	11	14	3
RW	Riley Hughes	6-1	173	2018/7th	Westwood, Massachusetts	Jun. 27, 2000	Northeastern Univ./Hockey East	32	2	4	6	18	2
C	Zakary Karpa	6-2	185	2022/6th	Greenwich, Connecticut	Mar. 25, 2002	Harvard Univ./Hockey East	22	5	3	8	6	2
D	Hank Kempf	6-2	190	2021/7th	Wilmette, Illinois	Apr. 15, 2002	Cornell Univ./ECAC	31	1	1	2	10	12
D	Simon Kjellberg	6-3	200	2018/6th	Nashville, Tennessee	Feb. 17, 2000	Northern Michigan/CCHA	32	4	10	14	24	4
C	Noah Laba	6-2	191	2022/4th	Northville, Michigan	Aug. 4, 2003	Colorado College/NCHC	35	11	11	22	48	-18
							USA/WJC	1	0	0	0	0	0
RW	Brody Lamb	6-1	165	2021/4th	Rochester, Minnesota	Aug. 30, 2003	Univ. of Minnesota/Big Ten	39	4	4	8	4	3
D	Victor Mancini	6-3	215	2022/5th	Hancock, Michigan	May 26, 2002	Univ. of Nebraska-Omaha/NCHC	32	0	8	8	10	2
	GOALIE	HT.	WT.	ACQ.	BIRTHPLACE	BORN	2022-23 TEAM/LEAGUE	GP	W	L	OT	GAA	SV%
	Hugo Ollas	6-7	220	2020/7th	Linköping, Sweden	Apr. 24, 2002	Merrimack College/Hockey East	21	10	9	0	2.32	.915

EUROPEAN

POS.	NAME	HT.	WT.	ACQ.	BIRTHPLACE	BORN	2022-23 TEAM/LEAGUE	GP	G	A	PTS	PIM	PLUS/MINUS
RW	Leevi Aaltonen	5-9	177	2019/5th	Mikkeli, Finland	Jan. 24, 2001	KooKoo/Liiga	42	4	4	8	2	3
							KooKoo (PLAYOFFS)	7	0	2	2	0	-2
C	Adam Edstrom	6-7	220	2019/6th	Karlstad, Sweden	Oct. 12, 2000	Rogle BK/SHL	42	9	10	19	35	4
							Rogle BK (PLAYOFFS)	9	2	1	3	6	0
LW	Adam Sykora	5-10	179	2022/2nd	Piestany, Slovakia	Sep. 7, 2004	HK Nitra/Slovakia	38	8	13	21	8	0
							HK Nitra (PLAYOFFS)	8	1	3	4	4	0
							Slovakia/WJC	5	1	0	1	0	-1
C	Oliver Tarnstrom	6-0	158	2020/3rd	Stockholm, Sweden	Aug. 30, 2002	Rogle BK/SHL	43	1	2	3	2	-3
							Rogle BK (PLAYOFFS)	9	0	0	0	0	0
							Tingsryds AIF/HockeyAllsevenskan	12	3	3	6	2	-4
LW	Kalle Vaisanen	6-4	178	2021/4th	Kotka, Finland	Jan. 28, 2003	TPS/Liiga	47	4	1	5	8	-4
							TPS (PLAYOFFS)	3	0	0	0	0	0
							TPS U20/U20 SM-sarja	3	0	0	0	0	0
							TPS U20 (PLAYOFFS)	6	2	1	3	2	2
							Finland/WJC	5	1	1	2	2	2

MINOR LEAGUE PROFESSIONAL

POS.	NAME	HT.	WT.	ACQ.	BIRTHPLACE	BORN	2022-23 TEAM/LEAGUE	GP	G	A	PTS	PIM	PLUS/MINUS
D	Cooper Zech	5-10	175	Trade on 2/28/23	South Lyon, Michigan	Dec. 18, 1998	Jacksonville/ECHL	1	0	0	0	0	0
	GOALIE	HT.	WT.	ACQ.	BIRTHPLACE	BORN	2022-23 TEAM/LEAGUE	GP	W	L	OT	GAA	SV%
	Olof Lindbom	6-1	185	2018/2nd	Stockholm, Sweden	Jul. 23, 2000	Jacksonville/ECHL	28	17	10	1	3.01	.890
							Jacksonville (PLAYOFFS)	3	2	1	0	3.15	.885



# **CAREER RECORDS**

## ALL-TIME SCORING LIST

PLAYER	GAMES	GOALS	ASSISTS	POINTS	PIM
1. Rod Gilbert (RW)	1,065	406	615	1,021	510
2. Brian Leetch (D)	1,129	240	741	981	525
3. Jean Ratelle (C)	861	336	481	817	192
4. Andy Bathgate (RW)	719	272	457	729	444
5. Mark Messier (C)	698	250	441	691	667
6. Walt Tkaczuk (C)	945	227	451	678	556
7. Ron Greschner (D)	981	179	431	610	1,226
8. Steve Vickers (LW)	698	246	340	586	330
9. Vic Hadfield (LW)	841	262	310	572	1,041
10. Adam Graves (LW)	772	280	227	507	810
11. Don Maloney (LW)	653	195	307	502	739
12. Camille Henry (C)	637	256	222	478	72
13. Chris Kreider (LW)	733	265	212	477	525
14. James Patrick (D)	671	104	363	467	541
15. Mika Zibanejad (C)	486	204	251	455	141
16. Dean Prentice (LW)	666	186	236	422	266
17. Frank Boucher (C)	533	152	262	414	106
18. Phil Esposito (C)	422	184	220	404	263
19. Anders Hedberg (RW)	465	172	225	397	144
20. Tomas Sandstrom (RW)	407	173	207	380	563
21. Brad Park (D)	465	95	283	378	738
22. Andy Hebenton (RW)	560	177	191	368	80
23. Bryan Hextall Sr. (RW)	449	187	180	367	227
24. Bill Cook (RW)	475	228	138	366	386
25. Bill Fairbairn (RW)	536	138	224	362	161
26. Phil Watson (RW)	547	128	233	361	491
27. Derek Stepan (C)	515	128	232	360	130
28. Mats Zuccarello (RW)	509	113	239	352	215
29. Petr Nedved (C)	478	149	202	351	312
30. Harry Howell (D)	1,160	82	263	345	1,147
31. Bob Nevin (RW)	505	168	174	342	105
32. Ron Duguay (C)	499	164	176	340	370
33. Lynn Patrick (LW)	455	145	191	336	240
34. Alex Kovalev (RW)	492	142	188	330	533
35. Phil Goyette (C)	396	98	231	329	49
36. Don Raleigh (C)	535	101	219	320	96
37. Jaromir Jagr (RW)	277	124	195	319	220
38. Mark Pavelich (C)	341	133	185	318	326
39. Pete Stemkowski (C)	496	113	204	317	379
40. Reijo Ruotsalainen (D)	389	99	217	316	154
41. Mike Rogers (C)	316	117	191	308	142
42. Kelly Kisio (C)	336	110	195	305	415
43. Jim Neilson (D)	811	60	238	298	763
44. Dave Maloney (D)	605	70	225	295	1,113
45. Fred "Bun" Cook (LW)	433	154	141	295	450
46. Mike Gartner (RW)	322	173	113	286	231
47. Cecil Dillon (RW)	409	160	121	281	100
48. Edgar Laprade (C)	500	108	172	280	42
49. Bill Gadsby (D)	457	58	212	270	411
50. Don Marshall (LW)	479	129	141	270	40

## ALL-TIME LEADERS

GAMES PLAYED	
PLAYER	TOTAL
Harry Howell (D)	1,160
Brian Leetch (D)	1,129
Rod Gilbert (RW)	1,065
Ron Greschner (D)	981
Walt Tkaczuk (C)	945
Marc Staal (D)	892
Jean Ratelle (C)	861
Vic Hadfield (LW)	841
Jim Neilson (D)	811
Dan Girardi (D)	788
Adam Graves (LW)	772

GOALS	
Rod Gilbert (RW)	406
Jean Ratelle (C)	336
Adam Graves (LW)	280
Andy Bathgate (RW)	272
Chris Kreider (LW)	265
Vic Hadfield (LW)	262
Camille Henry (C)	256
Mark Messier (C)	250
Steve Vickers (LW)	246
Brian Leetch (D)	240
Bill Cook (RW)	228
Walt Tkaczuk (C)	227
Mika Zibanejad (C)	204

ASSISTS	
Brian Leetch (D)	741
Rod Gilbert (RW)	615
Jean Ratelle (C)	481
Andy Bathgate (RW)	457
Walt Tkaczuk (C)	451
Mark Messier (C)	441
Ron Greschner (D)	431
James Patrick (D)	363
Steve Vickers (LW)	340
Vic Hadfield (LW)	310
Don Maloney (LW)	307
Brad Park (D)	283

PENALTY MINUTES	
Ron Greschner (D)	1,226
Jeff Beukeboom (D)	1,157
Harry Howell (D)	1,147
Dave Maloney (D)	1,113
Vic Hadfield (LW)	1,041
Nick Fotiu (LW)	970
Lou Fontinato (D)	940
Ching Johnson (D)	826
Adam Graves (LW)	810
Barry Beck (D)	775
Jim Neilson (D)	763
Don Maloney (LW)	739

GOALS BY A DEFENSEMAN	
Brian Leetch	240
Ron Greschner	179
James Patrick	104
Reijo Ruotsalainen	99
Brad Park	95
Harry Howell	82
Dave Maloney	70
Barry Beck	66
Jim Neilson	60
Bill Gadsby	58
Carol Vadnais	56
Ott Heller	54

ASSISTS BY A DEFENSEMAN	
PLAYER	TOTAL
Brian Leetch	741
Ron Greschner	431
James Patrick	363
Brad Park	283
Harry Howell	263
Jim Neilson	238
Dave Maloney	225
Reijo Ruotsalainen	217
Bill Gadsby	212
Adam Fox	199
Rod Seiling	198

POINTS BY A DEFENSEMAN	
Brian Leetch	981
Ron Greschner	610
James Patrick	467
Brad Park	378
Harry Howell	345
Reijo Ruotsalainen	316
Jim Neilson	298
Dave Maloney	295
Bill Gadsby	270
Rod Seiling	248
Carol Vadnais	246
Barry Beck	239

WINS	
Henrik Lundqvist	459
Mike Richter	301
Ed Giacomin	267
Gump Worsley	204
John Vanbiesbrouck	200
Dave Kerr	157
Chuck Rayner	123
Gilles Villemure	98
John Davidson	93

SHUTOUTS	
Henrik Lundqvist	64
Ed Giacomin	49
Dave Kerr	40
John Ross Roach	30
Mike Richter	24
Gump Worsley	24
Chuck Rayner	24
Lorne Chabot	21

APPEARANCES	
Henrik Lundqvist	887
Mike Richter	666
Gump Worsley	581
Ed Giacomin	539
John Vanbiesbrouck	449
Chuck Rayner	377
Dave Kerr	324

SAVES (FIRST TRACKED IN 1955-56)	
Henrik Lundqvist	23,509
Mike Richter	17,379
Gump Worsley	14,709
Ed Giacomin	13,692
John Vanbiesbrouck	11,733
John Davidson	5,638
Igor Shesterkin	4,390
Gilles Villemure	4,316
Glen Hanlon	3,728
Jacques Plante	3,232

## SINGLE-SEASON LEADERS

GOALS		
PLAYER	YEAR	TOTAL
Jaromir Jagr	2005-06	54
Chris Kreider	2021-22	52
Adam Graves	1993-94	52
Vic Hadfield	1971-72	50
Mike Gartner	1990-91	49
Pierre Larouche	1983-84	48
Mark Messier	1995-96	47
Jean Ratelle	1971-72	46
Mike Gartner	1992-93	45
Rod Gilbert	1971-72	43
John Ogrodnick	1989-90	43
Phil Esposito	1978-79	42
Marian Gaborik	2009-10	42
Rick Nash	2014-15	42

ASSISTS		
PLAYER	YEAR	TOTAL
Brian Leetch	1991-92	80
Sergei Zubov	1993-94	77
Artemi Panarin	2021-22	74
Brian Leetch	1990-91	72
Mark Messier	1991-92	72
Wayne Gretzky	1996-97	72
Brian Leetch	1995-96	70
Jaromir Jagr	2005-06	69
Wayne Gretzky	1997-98	67
Mark Messier	1992-93	66
Jaromir Jagr	2006-07	66
Mike Rogers	1981-82	65

POINTS		
PLAYER	YEAR	TOTAL
Jaromir Jagr	2005-06	123
Jean Ratelle	1971-72	109
Mark Messier	1991-92	107
Vic Hadfield	1971-72	106
Mike Rogers	1981-82	103
Brian Leetch	1991-92	102
Mark Messier	1995-96	99
Rod Gilbert	1971-72	97
Rod Gilbert	1974-75	97
Wayne Gretzky	1996-97	97
Artemi Panarin	2021-22	96
Jaromir Jagr	2006-07	96
Artemi Panarin	2019-20	95
Jean Ratelle	1972-73	94
Artemi Panarin	2022-23	92

PENALTY MINUTES		
PLAYER	YEAR	TOTAL
Troy Mallette	1989-90	305
Kris King	1989-90	286
Troy Mallette	1990-91	252
Tie Domi	1991-92	246
Barry Beck	1980-81	231
Michel Petit	1987-88	227
Chris Simon	2003-04	225
Kris King	1991-92	224
Jeff Beukeboom	1995-96	220
Theoren Fleury	2001-02	216

POWER PLAY GOALS		
PLAYER	YEAR	TOTAL
Chris Kreider	2021-22	26
Jaromir Jagr	2005-06	24
Vic Hadfield	1971-72	23
Marcel Dionne	1987-88	22
Mike Gartner	1990-91	22
Phil Esposito	1977-78	21
Mika Zibanejad	2022-23	20
Adam Graves	1993-94	20
Camille Henry	1953-54	20
Camille Henry	1957-58	19
Pierre Larouche	1983-84	19
John Ogrodnick	1989-90	19

SHORTHANDED GOALS		
PLAYER	YEAR	TOTAL
Theoren Fleury	2000-01	7
Cecil Dillon	1934-35	6
Don Maloney	1980-81	5
Mike Rogers	1982-83	5
Mike Gartner	1993-94	5
Mark Messier	1996-97	5
Brandon Prust	2010-11	5

GOALS BY A ROOKIE		
PLAYER	YEAR	TOTAL
Tony Granato	1988-89	36
Tony Amonte	1991-92	35
Mark Pavelich	1981-82	33
Bill Cook	1926-27	33
Don Murdoch	1976-77	32
Darren Turcotte	1989-90	32
Petr Prucha	2005-06	30
Steve Vickers	1972-73	30
Tomas Sandstrom	1984-85	29
Ulf Dahlen	1987-88	29

ASSISTS BY A ROOKIE		
PLAYER	YEAR	TOTAL
Brian Leetch	1988-89	48
Mark Pavelich	1981-82	43
Mike Ridley	1985-86	43
Mike Allison	1980-81	38
Reijo Ruotsalainen	1981-82	38
Ron Greschner	1974-75	37
Darren Turcotte	1989-90	34
Tony Amonte	1991-92	34
Brady Skjei	2016-17	34
Adam Fox	2019-20	34

POINTS BY A ROOKIE		
PLAYER	YEAR	TOTAL
Mark Pavelich	1981-82	76
Brian Leetch	1988-89	71
Tony Amonte	1991-92	69
Darren Turcotte	1989-90	66
Mike Ridley	1985-86	65
Mike Allison	1980-81	64
Tony Granato	1988-89	63
Tomas Sandstrom	1984-85	58
Reijo Ruotsalainen	1981-82	56
Don Murdoch	1976-77	56
Bill Fairbairn	1969-70	56

GOALS BY A DEFENSEMAN		
PLAYER	YEAR	TOTAL
Reijo Ruotsalainen	1984-85	28
Ron Greschner	1980-81	27
Brad Park	1973-74	25
Brad Park	1971-72	24
Ron Greschner	1977-78	24
Brian Leetch	1988-89	23
Brian Leetch	1993-94	23
Brian Leetch	1991-92	22
Ron Greschner	1979-80	21
Brian Leetch	2000-01	21

POINTS BY A DEFENSEMAN		
PLAYER	YEAR	TOTAL
Brian Leetch	1991-92	102
Sergei Zubov	1993-94	89
Brian Leetch	1990-91	88
Brian Leetch	1995-96	85
Brad Park	1973-74	82
Brian Leetch	1993-94	79
Brian Leetch	2000-01	79
Brian Leetch	1996-97	78
Adam Fox	2021-22	74
Brad Park	1971-72	73
Reijo Ruotsalainen	1984-85	73
Adam Fox	2022-23	72

WINS		
PLAYER	YEAR	TOTAL
Mike Richter	1993-94	42
Henrik Lundqvist	2011-12	39
Henrik Lundqvist	2008-09	38
Ed Giacomin	1968-69	38
Igor Shesterkin	2022-23	37
Henrik Lundqvist	2006-07	37
Henrik Lundqvist	2007-08	37
Igor Shesterkin	2021-22	36
Ed Giacomin	1967-68	36
Henrik Lundqvist	2010-11	36
Henrik Lundqvist	2009-10	35
Ed Giacomin	1969-70	35
Henrik Lundqvist	2015-16	35

SHUTOUTS		
PLAYER	YEAR	TOTAL
John Ross Roach	1928-29	13
Lorne Chabot	1927-28	11
Henrik Lundqvist	2010-11	11
Henrik Lundqvist	2007-08	10
Lorne Chabot	1926-27	10
John Ross Roach	1931-32	9
Ed Giacomin	1966-67	9
Henrik Lundqvist	2011-12	8
Dave Kerr	1935-36	8
Dave Kerr	1937-38	8
Dave Kerr	1939-40	8
Ed Giacomin	1967-68	8
Ed Giacomin	1970-71	8

APPEARANCES		
PLAYER	YEAR	TOTAL
Henrik Lundqvist	2009-10	73
Henrik Lundqvist	2007-08	72
Mike Richter	1997-98	72
Johnny Bower	1953-54	70
Gump Worsley	1955-56	70
Ed Giacomin	1968-69	70
Ed Giacomin	1969-70	70
Henrik Lundqvist	2006-07	70
Henrik Lundqvist	2008-09	70

## ALL-TIME SCORING STREAKS

### LONGEST ALL-TIME POINT SCORING STREAKS

GAMES	PLAYER	DATE	TOTALS
17	Brian Leetch	Nov. 23 to Dec. 31, 1991	5 goals, 24 assists
16	Mike Rogers	Feb. 14 to Mar. 20, 1982	10 goals, 18 assists
15	Wayne Gretzky	Oct. 6 to Nov. 4, 1996	7 goals, 15 assists
15	Mark Messier	Feb. 5 to Mar. 7, 1992	7 goals, 17 assists
15	Walt Poddubny	Jan. 11 to Feb. 17, 1987	12 goals, 8 assists
14	Carey Wilson	Dec. 26, 1988 to Jan. 26, 1989	7 goals, 17 assists
14	Rod Gilbert	Oct. 7 to Nov. 8, 1972	11 goals, 12 assists
14	Theoren Fleury	Dec. 2 to Dec. 31, 2000	6 goals, 15 assists
14	Brian Leetch	Oct. 7 to Nov. 4, 1991	4 goals, 16 assists
14	Reijo Ruotsalainen	Feb. 5 to Mar. 7, 1985	9 goals, 11 assists
14	Brian Leetch	Oct. 30 to Dec. 1, 1996	6 goals, 14 assists
13	Scott Gomez	Dec. 6, 2007 to Jan. 2, 2008	4 goals, 15 assists
13	Jean Ratelle	Feb. 3 to Feb. 27, 1972	16 goals, 12 assists
13	Jean Ratelle	Mar. 5 to Mar. 30, 1969	12 goals, 10 assists
13	Walt Tkaczuk	Dec. 28, 1969 to Jan. 28, 1970	9 goals, 12 assists
13	Andy Bathgate	Dec. 9, 1962 to Jan. 5, 1963	12 goals, 7 assists
13	Rod Gilbert	Nov. 8 to Dec. 5, 1968	5 goals, 12 assists
13	Artemi Panarin	Feb. 7 to Mar. 1, 2020	5 goals, 14 assists

### LONGEST ALL-TIME GOAL SCORING STREAKS

GAMES	PLAYER	DATE	TOTALS
10	Andy Bathgate	Dec. 15, 1962 to Jan. 5, 1963	11 goals
8	Jean Ratelle	Feb. 12 to Feb. 23, 1972	13 goals
8	Jean Ratelle	Feb. 15 to Mar. 4, 1973	10 goals
7	Frank Boucher	Jan. 18 to Feb. 4, 1930	8 goals
7	Cecil Dillon	Jan. 20 to Feb. 3, 1935	8 goals
7	Andy Bathgate	Nov. 8 to Nov. 23, 1958	9 goals
7	Rod Gilbert	Jan. 9 to Jan. 23, 1964	7 goals
7	Rod Gilbert	Jan. 25 to Feb. 7, 1976	12 goals
7	Eddie Johnstone	Mar. 14 to Mar. 28, 1982	8 goals
7	Pierre Larouche	Feb. 5 to Feb. 24, 1986	10 goals
7	Mike Gartner	Mar. 12 to Mar. 27, 1990	8 goals
7	Mike Gartner	Jan. 30 to Feb. 13, 1991	7 goals

### LONGEST ALL-TIME ASSIST STREAKS

GAMES	PLAYER	DATE	TOTALS
15	Brian Leetch	Nov. 29 to Dec. 31, 1991	23 assists
10	Rod Gilbert	Mar. 5 to Mar. 26, 1969	14 assists
10	Ryan Strome	Mar. 15 to Apr. 1, 2021	14 assists
9	Brian Leetch	Jan. 3 to Jan. 31, 1996	9 assists
9	Brian Leetch	Oct. 16 to Nov. 4, 1991	13 assists
9	Darren Turcotte	Oct. 8 to Oct. 25, 1990	11 assists
9	Jean Ratelle	Oct. 25 to Nov. 15, 1972	12 assists
9	Andy Bathgate	Dec. 18, 1955 to Jan. 11, 1956	12 assists
8	Wayne Gretzky	Jan. 20 to Feb. 4, 1998	9 assists
8	Theoren Fleury	Nov. 7 to Nov. 26, 1999	10 assists
8	Brian Leetch	Nov. 29 to Dec. 11, 1995	9 assists
8	Mark Messier	Apr. 12 to Apr. 26, 1995	19 assists
8	Don Maloney	Mar. 8 to Mar. 24, 1982	12 assists
8	Mark Messier	Feb. 12 to Feb. 27, 1993	11 assists
8	Lynn Patrick	Jan. 1 to Jan. 21, 1943	11 assists
8	Mike Rogers	Mar. 4 to Mar. 20, 1982	10 assists
8	Babe Pratt	Jan. 6 to Feb. 1, 1942	11 assists
8	Rod Gilbert	Nov. 22 to Dec. 10, 1969	10 assists
8	Steve Vickers	Nov. 22 to Dec. 9, 1978	9 assists
8	Ryan McDonagh	Oct. 17 to Nov. 1, 2016	9 assists
8	Tony DeAngelo	Feb. 12 to Feb. 27, 2019	9 assists



## ALL-TIME REGULAR SEASON COACHING LEADERS

GAMES COACHED	
Emile Francis	654
Lester Patrick	604
Frank Boucher	527
Alain Vigneault	410
Tom Renney	327
John Tortorella	319
Phil Watson	295
Herb Brooks	285
Roger Neilson	280
Colin Campbell	269
David Quinn	208
Red Sullivan	196
John Muckler	185
Fred Shero	180
Gerard Gallant	164
Ron Low	164
Michel Bergeron	158
Muzz Patrick	136
Alf Pike	123
John Ferguson	121
Bill Cook	117
Lynn Patrick	107
Ted Sator	99
Craig Patrick	95
Neil Colville	93
Glen Sather	90
Mike Keenan	84
Jean-Guy Talbot	80
Doug Harvey	70
Bryan Trottier	54
Phil Esposito	45
Ron Smith	44
Bernie Geoffrion	43
Larry Popein	41
Ron Stewart	39
Tom Webster	16

WINS	
Emile Francis	342
Lester Patrick	281
Alain Vigneault	226
Frank Boucher	181
John Tortorella	171
Tom Renney	164
Roger Neilson	141
Herb Brooks	131
Phil Watson	119
Colin Campbell	118
Gerard Gallant	99
David Quinn	96
Fred Shero	82
Michel Bergeron	73
John Muckler	70
Ron Low	69
Red Sullivan	58
Mike Keenan	52
Muzz Patrick	43
John Ferguson	43
Ted Sator	41
Lynn Patrick	40
Craig Patrick	37
Alf Pike	36
Bill Cook	34
Glen Sather	33
Jean-Guy Talbot	30
Doug Harvey	26
Neil Colville	26
Phil Esposito	24
Bernie Geoffrion	22
Bryan Trottier	21
Larry Popein	18
Ron Stewart	15
Ron Smith	15
Tom Webster	5

\*Wayne Cashman and Ed Giacomin shared head coaching duties for two games during the 1986-87 season.

POINTS PERCENTAGE (minimum 100 games coached)	
Gerard Gallant	.662
Emile Francis	.602
Alain Vigneault	.596
John Tortorella	.583
Tom Renney	.572
Roger Neilson	.566
Lester Patrick	.554
Herb Brooks	.532
Fred Shero	.522
David Quinn	.522
Michel Bergeron	.519
Colin Campbell	.519
Phil Watson	.492
Ron Low	.463
John Muckler	.451
Lynn Patrick	.449
John Ferguson	.434
Frank Boucher	.422
Muzz Patrick	.415
Bill Cook	.393
Red Sullivan	.385
Alf Pike	.378



## ALL-TIME REGULAR SEASON RECORDS

### TEAM RECORDS: STREAKS

**LONGEST WINNING STREAK:** 10 (twice) last - 1972-73. Began 1/19 with 6-0 victory over California. Ended 2/11 with 2-2 tie against Montreal.

**LONGEST HOME WINNING STREAK:** 14 1939-40. Began 12/19 with 5-2 victory over Montreal. Ended 2/29 when defeated by Chicago, 2-1.

**LONGEST ROAD WINNING STREAK:** 9 2019-20. Began 1/16 with a 3-2 victory over NY Islanders. Ended 2/28 when defeated by Philadelphia, 5-2.

**LONGEST WINNING STREAK AT START OF SEASON:** 5 (twice) last - 2008-09. Began 10/4 with 2-1 victory over Tampa Bay. Ended 10/15 when defeated by Buffalo, 3-1.

**LONGEST HOME WINNING STREAK AT START OF SEASON:** 8 1990-91. Began 10/8 with 6-3 victory over Minnesota. Ended 11/2 when defeated by Islanders, 3-2.

**LONGEST ROAD WINNING STREAK AT START OF SEASON:** 4 1931-32. Began 11/2 with 4-1 victory over Montreal. Ended 12/3 with 1-1 tie against Detroit.

**LONGEST WINNING STREAK VS. A SINGLE TEAM:** 15 Began 1/24/29 with 3-1 victory over Pittsburgh. Ended 2/22/31 with 6-1 victory over Philadelphia. (Pittsburgh moved to Philadelphia prior to the 1930-31 season and subsequently folded following that season).

**LONGEST HOME WINNING STREAK VS. A SINGLE TEAM:** 16 Began 1/5/11 with a 2-1 victory over Carolina. Ended 2/8/19 when defeated by Carolina, 3-0.

**LONGEST ROAD WINNING STREAK VS. A SINGLE TEAM:** 8 (twice) last - Began 3/20/73 with a 6-1 victory over Minnesota. Ended 2/28/76 when defeated by Minnesota, 5-3.

**LONGEST UNDEFEATED STREAK:** 19 1939-40. (14-0-5-0) Began 11/23 with 1-1 tie against Montreal. Ended 1/14 when defeated by Chicago, 2-1. (Rangers then won next five games for overall stretch of 24 victories or ties in 25 games).

**LONGEST HOME UNDEFEATED STREAK:** 26 (19-0-7-0) Began 3/29/70, with a 4-1 victory over Montreal.

Ended 2/3/71, when defeated by Chicago, 4-2. (The streak covered the final two games of the 1969-70 season and the first 24 games of the 1970-71 season).

**LONGEST ROAD UNDEFEATED STREAK:** 11 1939-40. (6-0-5-0) Began 11/5 with 1-1 tie against Detroit. Ended 1/14 when defeated by Chicago, 2-1.

**LONGEST UNDEFEATED STREAK AT START OF SEASON:** 5 (three times) last - 2008-09. Began 10/4 with 2-1 victory over Tampa Bay. Ended 10/15 when defeated by Buffalo, 3-1.

**LONGEST HOME UNDEFEATED STREAK AT START OF SEASON:** 24 (17-0-7-0) Began 10/14/70 with 3-0 victory over Buffalo. Ended 2/3/71 when defeated by Chicago, 4-2.

**LONGEST ROAD UNDEFEATED STREAK AT START OF SEASON:** 11 (6-0-5-0) Began 11/5/39 with 1-1 tie at Detroit. Ended 1/14/40 when defeated by Chicago, 2-1.

**LONGEST UNDEFEATED STREAK VS. A SINGLE TEAM:** 20 (15-0-5-0) Began 2/8/70 with 5-1 victory over Los Angeles. Ended 11/1/73 when defeated at Los Angeles, 2-1.

**LONGEST HOME UNDEFEATED STREAK VS. A SINGLE TEAM:** 30 (27-0-3-0) Began 2/8/69 with 2-0 victory over St. Louis. Ended 10/15/80 when defeated by St. Louis, 2-1.

**LONGEST ROAD UNDEFEATED STREAK VS. A SINGLE TEAM:** 17 (11-0-6-0) Began 2/25/55 with 2-2 tie at Chicago. Ended 11/3/57 with a 3-2 victory at Chicago.

**LONGEST TIE STREAK:** 4 (twice) last - 1997-98. Began 10/3 with 2-2 tie against Islanders. Ended 10/11 with 6-3 victory at Vancouver.

**LONGEST HOME TIE STREAK:** 3 1969-70. Began 11/29 with 2-2 tie against Philadelphia. Ended 12/7 with 6-3 victory over Montreal.

**LONGEST ROAD TIE STREAK:** 3 1929-30. Began 3/1 with 3-3 tie at Toronto. Ended 3/8 when defeated at Montreal, 6-0.

**LONGEST TIE STREAK VS. A SINGLE TEAM:** 7 Began 2/9/69 with 3-3 tie against Philadelphia. Ended 11/25/70 when defeated at Philadelphia, 3-1.

During the 2005-06 season, the NHL instituted the shootout to follow a scoreless five-minute overtime to eliminate ties.

The winning team in the shootout gains two points and a win in the standings, while the losing team receives one point, recorded as an "OT" in the standings.

## ALL-TIME REGULAR SEASON RECORDS

### TEAM RECORDS: STREAKS (CONT'D)

**LONGEST LOSING STREAK:** 11 1943-44. Began 10/30 when defeated by Toronto, 5-2. Ended 11/28 with 2-2 tie against Montreal.

**LONGEST HOME LOSING STREAK:** 7 (twice) last - 1992-93. Began 3/24 when defeated by Philadelphia, 5-4, and continued through end of regular season when defeated by Washington, 2-0, on 4/14.

**LONGEST ROAD LOSING STREAK:** 10 (twice) last - 1960-61. Began 2/8 when defeated by Toronto, 5-3 and continued through the end of the 1960-61 season.

**LONGEST LOSING STREAK AT START OF SEASON:** 11 1943-44. Began 10/30 when defeated by Toronto, 5-2. Ended 11/28 with 2-2 tie against Montreal.

**LONGEST HOME LOSING STREAK AT START OF SEASON:** 5 1943-44. Began 11/6 when defeated by Chicago, 4-3. Ended 11/28 with 2-2 tie against Montreal.

**LONGEST ROAD LOSING STREAK AT START OF SEASON:** 10 1943-44. Began 10/30 when defeated by Toronto, 5-2. Ended 12/25 with 5-3 victory over Toronto.

**LONGEST LOSING STREAK VS. A SINGLE TEAM:** 12 Began 12/17/44 when defeated by Montreal Canadiens, 4-1. Ended 12/31/45 with 0-0 tie against Montreal Canadiens.

**LONGEST HOME LOSING STREAK VS. A SINGLE TEAM:** 11 Began 1/9/44 when defeated by Montreal Canadiens, 6-5. Ended 12/31/45 with 0-0 tie against Montreal Canadiens.

**LONGEST ROAD LOSING STREAK VS. A SINGLE TEAM:** 21 Began 2/6/54 when defeated by Montreal Canadiens, 4-3. Ended 2/16/57 with 2-1 victory at Montreal Canadiens.

**LONGEST WINLESS STREAK:** 21 1943-44 (0-17-4-0) Began 1/23 when defeated by Detroit, 15-0 and continued through the end of the 1943-44 season.

**LONGEST HOME WINLESS STREAK:** 10 1943-44 (0-7-3-0). Began 1/30 when defeated by Montreal, 5-3 and continued through the end of the 1943-44 season.

**LONGEST ROAD WINLESS STREAK:** 16 1952-53 (0-12-4-0). Began 10/9 when defeated by Detroit, 5-3. Ended 12/25 with 2-1 victory over Boston.

**LONGEST WINLESS STREAK AT START OF SEASON:** 15 1943-44 (0-14-1-0). Began 10/30 when defeated by Toronto, 5-2. Ended 12/12 with 6-4 victory over Boston.

**LONGEST HOME WINLESS STREAK AT START OF SEASON:** 6 (twice) last - 1950-51. (0-3-3-0) Began 10/25 with 1-1 tie against Boston. Ended 11/22 with 3-2 victory over Montreal Canadiens.

**LONGEST ROAD WINLESS STREAK AT START OF SEASON:** 16 1952-53. (0-12-4-0) Began 10/9 when defeated by Detroit, 5-3. Ended 12/25 with 2-1 victory over Boston.

**LONGEST WINLESS STREAK VS. A SINGLE TEAM:** 23 (0-15-8-0). Began 2/17/97 with 2-2 tie against New Jersey. Ended 3/31/01 with a 4-3 victory at New Jersey.

**LONGEST HOME WINLESS STREAK VS. A SINGLE TEAM:** 15 (0-14-1-0). Began 3/4/43 when defeated by Montreal Canadiens, 7-2. Ended 3/17/46 with 8-5 victory over Montreal Canadiens.

**LONGEST ROAD WINLESS STREAK VS. A SINGLE TEAM:** 26 (0-22-4-0). Began 3/18/50 when defeated at Montreal Canadiens, 5-3. Ended 1/30/54 with 2-1 victory at Montreal Canadiens.

**LONGEST SHUTOUT STREAK:** 4 1927-28. Rangers were not scored upon for a total of 297 minutes and 42 seconds. Defeated Pittsburgh, 3-0; Chicago, 1-0; tied Detroit, 0-0 (10 minute overtime); defeated Toronto, 1-0. Streak started on 2/23 and ran until 2/28.

**LONGEST SHUTOUTS AGAINST STREAK:** 4 1927-28. Rangers failed to score for 341 minutes and 42 seconds. Tied by Ottawa, 0-0 (twice); defeated by Chicago, 3-0; defeated by Boston, 2-0. Streak ran 2/7 to 2/19.

**LONGEST NON-SHUTOUT STREAK:** 236 games. Began 12/20/89 with a 2-2 tie with Buffalo. Ended 12/15/92 when defeated by Calgary, 3-0 (Vernon).

### TEAM RECORDS: SEASON

**MOST VICTORIES:** 53 2014-15 (82 games). Home: 30 1970-71 (39 games). Road: 28 2014-15 (41 games).

**MOST LOSSES:** 44 1984-85 (80-game schedule). 39 1943-44 (50-game schedule). Home: 21 2003-04 (41 games),

17 1943-44 (25 games), 19 1964-65 (35 games). Road: 26 1975-76 (40 games), 26 1984-85 (40 games). 25 1963-64 (35 games),

25 1965-66 (35 games).

**MOST TIES (Minimum 70-game schedule):** 21 1950-51 (70-game schedule). Home: 13 1954-55 (35 games).

Road: 11, 1950-51 (35 games).

**MOST OVERTIME LOSSES (Since 1999-00):** 14 2018-19. Home: 9 2018-19. Road: 10 2007-08.

**MOST POINTS:** 113 2014-15 (82 games). Home: 67 1970-71 (39 games). Road: 58 2014-15 (41 games).

**MOST GOALS:** 321 1991-92. Home: 186 1982-83 (40 games). Road: 155 1978-79, 1986-87 (40 games).

**MOST ASSISTS:** 540 1988-89.

**MOST SCORING POINTS (Goals and Assists):** 855 1978-79.

**MOST PENALTY MINUTES:** 2,021 1989-90.

## ALL-TIME REGULAR SEASON RECORDS

### TEAM RECORDS: SEASON (CONT'D)

**MOST POWER PLAY GOALS:** 111 1987-88.  
**MOST SHORTHANDED GOALS:** 20 1993-94.  
**MOST GOALS AGAINST:** 345 1984-85 (80-game schedule). Home: 156 1986-87 (40 games). Road: 197 1975-76 (40 games).  
**MOST POWER PLAY GOALS ALLOWED:** 89 1995-96.  
**MOST SHORTHANDED GOALS ALLOWED:** 18 1992-93.  
**MOST SHUTOUTS:** 13 1928-29 (44-game schedule). Home: 8 1928-29 (22 games), 2007-08 (41 games). Road: 7 1926-27 (22 games).  
**MOST TIMES SHUT OUT:** 10 1928-29 (44-game schedule). Home: 5 1930-31 (22 games), 1938-39 (24 games), 1964-65 (35 games), 2014-15 (41 games). Road: 8 1953-54 (35 games).  
**MOST 20-GOAL SCORERS:** 8 (four times) last - 1993-94.  
**MOST 30-GOAL SCORERS:** 5 1991-92.  
**MOST 40-GOAL SCORERS:** 3 1971-72.  
**MOST HAT TRICKS:** 10 1986-87.  
**MOST PLAYERS USED:** 50 2003-04.  
**MOST ROOKIES USED:** 20 1943-44.  
**FEWEST VICTORIES:** 6 1943-44 (50-game schedule). Home: 4 1943-44 (25 games). Road: 2 1943-44 (25 games).  
**FEWEST VICTORIES (Minimum 70-game schedule):** 17 1952-53, 1954-55, 1959-60. Home: 8 1964-65 (35 games). Road: 6 1950-51, 1952-53, 1965-66 (35 games).  
**FEWEST LOSSES:** 11 1939-40 (48-game schedule). Home: 2 1970-71 (39 games). Road: 7 1928-29 (22 games), 1930-31 (22 games), 1939-40 (24 games).  
**FEWEST LOSSES (Minimum 70-game schedule):** 17 1971-72. Home: 2 1970-71 (39 games). Road: 10 1957-58 (35 games).  
**FEWEST TIES (Minimum 70-game schedule):** 4 2001-02 (82-game schedule). Home: 1 1983-84 (40 games). Road: 1 1975-76, 1991-92 (40 games).  
**FEWEST OVERTIME LOSSES (Since 1999-00):** 1 2000-01. Home: 1 1999-00, 2000-01, 2001-02. Road: 0 2000-01.  
**FEWEST POINTS:** 17 1943-44 (50-game schedule). Home: 12 1943-44 (25 games). Road: 5 1943-44 (25 games).  
**FEWEST POINTS (Minimum 70-game schedule):** 47 1965-66. Home: 24 1964-65 (35 games). Road: 16 1965-66 (35 games).  
**FEWEST GOALS:** 72 1928-29 (44-game schedule). Home: 32 1928-29 (22 games). Road: 40 1928-29 (22 games).  
**FEWEST GOALS (Minimum 70-game schedule):** 150 1954-55. Home: 86 1954-55 (35 games). Road: 63 1952-53 (35 games).  
**FEWEST ASSISTS:** 47 1927-28 (44-game schedule).  
**FEWEST SCORING POINTS:** 141 1927-28 (44-game schedule).  
**FEWEST PENALTY MINUTES:** 253 1943-44 (50-game schedule).  
**FEWEST GOALS AGAINST:** 65 1928-29 (44-game schedule). Home: 21 1928-29 (22 games). Road: 41 1926-27 (22 games).  
**FEWEST GOALS AGAINST (Minimum 70-game schedule):** 177 1970-71 (78 games). Home: 71 1970-71 (39 games). Road: 91 1957-58 (35 games).  
**FEWEST SHUTOUTS:** 0 (many times) last - 2000-01.  
**FEWEST TIMES SHUT OUT:** 0 (many times) last - 2019-20.

### TEAM RECORDS: GAME

**GREATEST WINNING MARGIN:** 11 Defeated California, 12-1, at Madison Square Garden on 11/21/71.  
**GREATEST WINNING MARGIN, Home:** 11 Defeated California, 12-1, at Madison Square Garden on 11/21/71.  
**GREATEST WINNING MARGIN, Road:** 9 Defeated New Jersey, 11-2, at New Jersey on 10/25/84.  
**GREATEST LOSING MARGIN:** 15 Defeated by Detroit, 15-0, at Detroit on 1/23/44.  
**GREATEST LOSING MARGIN, Home:** 10 Defeated by Boston, 13-3, at Madison Square Garden on 1/2/44.  
**GREATEST LOSING MARGIN, Road:** 15 Defeated by Detroit, 15-0, at Detroit on 1/23/44.  
**HIGHEST TIE SCORE:** 7-7 Tied Minnesota, at Minnesota on 3/19/78. Tied Quebec, at Madison Square Garden on 3/22/81.  
**MOST GOALS:** 12 Defeated California, 12-1, at Madison Square Garden on 11/21/71.  
**MOST GOALS, Home:** 12 Defeated California, 12-1, at Madison Square Garden on 11/21/71.  
**MOST GOALS, Road:** 11 (many times) last - Defeated Pittsburgh, 11-3, at Pittsburgh on 11/25/92.  
**MOST GOALS, Rangers and Opponents:** 19 Defeated by Boston, 10-9, at Boston on 3/4/44.  
**MOST ASSISTS:** 23 Defeated California, 12-1, at Madison Square Garden on 11/21/71.

## ALL-TIME REGULAR SEASON RECORDS

### TEAM RECORDS: GAME (CONT'D)

**MOST POINTS:** 35 Defeated California, 12-1, at Madison Square Garden on 11/21/71. Rangers had 12 goals and 23 assists.

**MOST POINTS, RANGERS AND OPPONENTS:** 46 Defeated by Boston, 10-9, at Boston on 3/4/44. Boston had 10 goals, 15 assists; Rangers had 9 goals, 12 assists.

**MOST PENALTY MINUTES:** 134 vs. Pittsburgh, at Madison Square Garden on 10/30/88.

**MOST PENALTY MINUTES, RANGERS AND OPPONENTS:** 292 vs. Pittsburgh, at Madison Square Garden on 10/30/88. Pittsburgh had 158 penalty minutes, Rangers had 134 penalty minutes.

**MOST GOALS ALLOWED:** 15 Defeated by Detroit, 15-0, at Detroit on 1/23/44.

**MOST POWER PLAY GOALS:** 6 Defeated Quebec, 6-4, at Madison Square Garden on 10/13/93.

**MOST SHORTHANDED GOALS:** 3 (several times) - last, Defeated New Jersey, 6-2, at Madison Square Garden on 10/5/83.

**MOST ROOKIES USED, ONE GAME:** 11 (several times) - last, Defeated Chicago, 4-0, at Madison Square Garden on 3/25/27.

**FASTEST GOAL AT START OF GAME:** 0:09 (four times). Bun Cook, 1/23/27 vs. NY Americans; Jean Ratelle, 11/5/71 at California; Ron Duguay, 4/6/80 at Philadelphia; Jim Wiemer, 3/27/85, at Buffalo.

**FASTEST TWO GOALS:** 0:04 (twice). Martin St. Louis at 19:16 and Rick Nash at 19:20 of the second period, vs. San Jose on 10/19/14 at Madison Square Garden. Rangers won, 4-0.

**FASTEST TWO GOALS, BY RANGERS AND OPPONENTS:** 0:04. Rangers' Don Awrey at 17:19 of the third period and Boston's Wayne Cashman at 17:23 of the third period, on 4/2/78 at Boston. Boston won, 8-3. Chicago's Denis Savard at 19:23 of the third period and Rangers' Mark Pavelich at 19:27 of the third period, on 2/24/82 at Madison Square Garden. Rangers won, 6-4. Rangers' Martin St. Louis at 19:16 of the second period and Rangers' Rick Nash at 19:20 of the second period, on 10/19/14 at Madison Square Garden. Rangers won, 4-0.

**FASTEST THREE GOALS:** 0:28. Doug Sulliman at 7:52, Eddie Johnstone at 7:57 and Warren Miller at 8:20 of the first period, vs. Colorado on 1/14/80 at Madison Square Garden. Tie game, 6-6.

**FASTEST THREE GOALS, OPPONENTS:** 0:21. Chicago's Bill Mosienko scored all three goals at 6:09, 6:20 and 6:30 of the third period on 3/23/52 at Madison Square Garden. Chicago won, 7-6.

**FASTEST THREE GOALS, BY RANGERS AND OPPONENTS:** 0:15. Rangers' Mark Pavelich at 19:18, Rangers' Ron Greschner at 19:27, and Minnesota's Willi Plett at 19:33 of the second period on 2/10/83 at Minnesota. Minnesota won, 7-5.

**FASTEST FOUR GOALS:** 1:38. Mark Pavelich at 15:53, Mike Rogers at 16:18, Ron Greschner at 16:51 and Mike Rogers at 17:31 of the first period vs. Edmonton on 2/15/85 at Madison Square Garden. Rangers won, 8-7.

**FASTEST FOUR GOALS, OPPONENTS:** 1:20. Boston's Bill Thoms at 6:34, Frank Mario at 7:08 and 7:27, and Ken Smith at 7:54 of the second period on 1/21/45 at Boston. Boston won, 14-3.

**FASTEST FOUR GOALS, BY RANGERS AND OPPONENTS:** 1:01. Rangers' Doug Sulliman at 7:52, Rangers' Eddie Johnstone at 7:57, Rangers' Warren Miller at 8:20, and Colorado's Rob Ramage at 8:53 of the first period on 1/14/80 at Madison Square Garden. Tie game, 6-6.

**FASTEST FIVE GOALS:** 2:58. Carl Hagelin at 18:42 of the first period, Brad Richards at 19:39 of the first period, Ryane Clowe at 19:56 of the first period, Anton Stralman at 1:13 of the second period, and Brad Richards at 1:40 of the second period on 4/19/13 at Buffalo. Rangers won, 8-4.

**FASTEST FIVE GOALS, OPPONENTS:** 2:55. Boston's Bobby Schumatz at 19:13 of the first period, Ken Hodge at 0:18 of the second period, Phil Esposito at 0:43 of the second period, Don Marcotte at 0:58 of the second period, and John Bucyk at 2:08 of the second period on 12/19/74 at Boston. Boston won, 11-3.

**MOST SHOTS ON GOAL:** 65 vs. Detroit in a 9-5 win on 4/5/70.

**FEWEST SHOTS ON GOAL:** 9 at Detroit in a 2-0 loss on 12/11/55.

### TEAM RECORDS: PERIOD

**MOST GOALS:** 8 in the third period against California, at Madison Square Garden on 11/21/71. Rangers won, 12-1.

**MOST GOALS, RANGERS AND OPPONENTS:** 10 in the third period against the NY Americans, at Madison Square Garden

on 3/16/39 (Rangers were the road team). Rangers - 7 goals, Americans - 3 goals. Rangers won, 11-5.

**MOST ASSISTS:** 15 in the third period against California, at Madison Square Garden on 11/21/71. Rangers won, 12-1.

**MOST POINTS:** 23 in the third period against California, at Madison Square Garden on 11/21/71. Rangers - 8 goals and 15 assists.

Rangers won, 12-1.

**MOST PENALTY MINUTES:** 126 in the third period against Pittsburgh, at Madison Square Garden on 10/30/88.

**MOST PENALTY MINUTES, RANGERS AND OPPONENTS:** 272 in the third period against Pittsburgh, at Madison Square Garden on 10/30/88.

## ALL-TIME REGULAR SEASON RECORDS

### INDIVIDUAL RECORDS: CAREER

**MOST GOALS:** 406 Rod Gilbert.  
**MOST ASSISTS:** 741 Brian Leetch.  
**MOST POINTS:** 1,021 Rod Gilbert.  
**MOST PENALTY MINUTES:** 1,226 Ron Greschner.  
**MOST HAT TRICKS:** 9 Bill Cook.  
**MOST GAMES PLAYED:** 1,160 Harry Howell.  
**MOST SEASONS:** 18 Rod Gilbert, 1960-61 – 1977-78.  
**MOST CONSECUTIVE GAMES:** 560 Andy Hebenton. Including playoff games (22), Hebenton appeared in 582 consecutive games with the Rangers (1955-56 – 1962-63).  
**MOST 20-GOAL SEASONS:** 12 Rod Gilbert.  
**MOST 20-ASSIST SEASONS:** 14 Brian Leetch.  
**MOST 30-POINT SEASONS:** 15 Brian Leetch.  
**MOST 30-GOAL SEASONS:** 6 Jean Ratelle.

### INDIVIDUAL RECORDS: SEASON

**MOST GOALS:** 54 Jaromir Jagr, 2005-06.  
**MOST ASSISTS:** 80 Brian Leetch, 1991-92.  
**MOST POINTS:** 123 Jaromir Jagr, 2005-06.  
**MOST GOALS BY A CENTER:** 48 Pierre Larouche, 1983-84.  
**MOST ASSISTS BY A CENTER:** 72 (twice) Wayne Gretzky, 1996-97; Mark Messier, 1991-92.  
**MOST POINTS BY A CENTER:** 109 Jean Ratelle, 1971-72.  
**MOST GOALS BY A LEFT WING:** 52 (two times) Chris Kreider, 2021-22 and Adam Graves, 1993-94.  
**MOST ASSISTS BY A LEFT WING:** 74 Artemi Panarin, 2021-22.  
**MOST POINTS BY A LEFT WING:** 106 Vic Hadfield, 1971-72.  
**MOST GOALS BY A RIGHT WING:** 54 Jaromir Jagr, 2005-06.  
**MOST ASSISTS BY A RIGHT WING:** 69 Jaromir Jagr, 2005-06.  
**MOST POINTS BY A RIGHT WING:** 123 Jaromir Jagr, 2005-06.  
**MOST PENALTIES:** 88 Michel Petit, 1987-88.  
**MOST PENALTY MINUTES:** 305 Troy Mallette, 1989-90.  
**MOST POWER PLAY GOALS:** 26 Chris Kreider, 2021-22.  
**MOST SHORTHANDED GOALS:** 7 Theoren Fleury, 2000-01.  
**MOST SHOTS ON GOAL:** 368 Jaromir Jagr, 2005-06.  
**HIGHEST SHOOTING PERCENTAGE:** 29.6 Steve Vickers, 1979-80 (29 goals on 98 shots).  
**MOST GAME-WINNING GOALS:** 11 Chris Kreider, 2021-22.  
**MOST POINTS BY A LINE\*:** 302 Vic Hadfield (97)-Jean Ratelle (109)-Rod Gilbert (96) 1971-72.  
**MOST GOALS BY A LINE\*:** 133 Vic Hadfield (45)-Jean Ratelle (46)-Rod Gilbert (42) 1971-72.  
**MOST HAT TRICKS:** 4 Tomas Sandstrom, 1986-87.  
**MOST CONSECUTIVE HAT TRICKS:** 2 (twice). Steve Vickers scored hat tricks against Los Angeles on 11/12/72 and against Philadelphia on 11/15/72. Frank Boucher scored hat tricks against NY Americans on 3/18/28 and against Chicago on 3/21/28.  
**LONGEST CONSECUTIVE GOAL SCORING STREAK:** 10 Andy Bathgate. 12/15/62 to 1/5/63 (11 goals during streak).  
**LONGEST CONSECUTIVE ASSIST SCORING STREAK:** 15 Brian Leetch, 11/29/91 to 12/31/91 (23 assists during the streak).  
**LONGEST CONSECUTIVE POINT SCORING STREAK:** 17 Brian Leetch, 11/23/91 to 12/31/91 (five goals and 24 assists during the streak).  
**FASTEST TWO GOALS:** 0:08. Pierre Jarry scored at 11:03 and 11:11 of third period against California on 11/21/71 at Madison Square Garden. Don Maloney scored at 12:48 and 12:56 of third period against Philadelphia on 3/12/87 at Philadelphia.  
**FASTEST THREE GOALS:** 2:30. Don Maloney scored at 16:41, 18:37 and 19:11 of second period on 2/21/81 against Washington at Madison Square Garden.  
**FASTEST THREE ASSISTS:** 1:21. Don Raleigh tallied an assist at 5:23, 5:43 and 6:44 of first period on 11/16/47 against Montreal at Madison Square Garden.

\* These records computed on basis of having at least two members of line on ice at time of each goal.

## ALL-TIME REGULAR SEASON RECORDS

### INDIVIDUAL RECORDS: GAME

**MOST GOALS:** 5 (three times) Don Murdoch, at Minnesota on 10/12/76; Mark Pavelich, against Hartford, at Madison Square Garden on 2/23/83; Mika Zibanejad, against Washington, at Madison Square Garden on 3/5/20.

**MOST ASSISTS:** 5 (eight times) Walt Tkaczuk, at Pittsburgh on 2/12/72; Rod Gilbert, against Pittsburgh, at Madison Square Garden on 3/2/75, against Kansas City, at Madison Square Garden on 3/30/75, and at Colorado on 10/8/76; Don Maloney, at Quebec on 1/3/87; Brian Leetch, at Pittsburgh on 4/18/95; Wayne Gretzky, at Nashville on 2/15/99; Adam Fox, at Philadelphia on 3/25/21.

**MOST POINTS:** 7 Steve Vickers, against Washington, at Madison Square Garden on 2/18/76 (three goals and four assists).

**MOST PENALTY MINUTES:** 36 Chris Simon, at Toronto on 12/2/03.

**MOST POWER PLAY GOALS:** 4 Camille Henry, at Detroit on 3/13/54.

**MOST SHORTHANDED GOALS:** 2 (nine times) last - Don Maloney, at Calgary on 1/14/87.

**MOST SHOTS ON GOAL:** 16 Rod Gilbert, at Montreal on 2/24/68.

### INDIVIDUAL RECORDS: PERIOD

**MOST GOALS, ONE PERIOD:** 3 (many times) last - Mika Zibanejad in second period, against Philadelphia, at Madison Square Garden on 3/17/21.

**MOST ASSISTS, ONE PERIOD:** 4 (twice) Phil Goyette in first period, against Boston, at Madison Square Garden on 10/20/63; Wayne Gretzky in second period against Ottawa, at Madison Square Garden on 1/4/97.

**MOST POINTS, ONE PERIOD:** 6 Mika Zibanejad in second period, against Philadelphia, at Madison Square Garden on 3/17/21 (three goals and three assists).

### INDIVIDUAL ROOKIE RECORDS: SEASON

**MOST GOALS:** 36 Tony Granato, 1988-89.

**MOST ASSISTS:** 48 Brian Leetch, 1988-89.

**MOST POINTS:** 76 Mark Pavelich, 1981-82.

**MOST GOALS BY A DEFENSEMAN:** 23 Brian Leetch, 1988-89.

**MOST ASSISTS BY A DEFENSEMAN:** 48 Brian Leetch, 1988-89.

**MOST POINTS BY A DEFENSEMAN:** 71 Brian Leetch, 1988-89.

**LONGEST GOAL SCORING STREAK:** 6 Petr Prucha, 12/3/05 to 12/13/05; Darren Turcotte, 2/21/90 to 3/3/90; Tony Granato 1/9/89 to 1/21/89; Bill Cook, 3/13/27 to 3/25/27.

**MOST POWER PLAY GOALS:** 20 Camille Henry, 1953-54.

**MOST SHORTHANDED GOALS:** 4 Tony Granato, 1988-89.

**MOST SHOTS:** 268 Brian Leetch, 1988-89.

**MOST HAT TRICKS:** 3 Tony Granato, 1988-89.

**MOST PENALTY MINUTES:** 305 Troy Mallette, 1989-90.

### INDIVIDUAL ROOKIE RECORDS: GAME

**MOST GOALS:** 5 Don Murdoch, at Minnesota on 10/12/76.

**MOST ASSISTS:** 4 (four times) Brad Park, against Pittsburgh, at Madison Square Garden on 2/2/69; Walt Tkaczuk, against Chicago, at Madison Square Garden on 2/26/69; Mark Heaslip, against Washington, at Madison Square Garden on 3/12/78; Brian Leetch, against Toronto, at Madison Square Garden on 2/17/89.

**MOST POINTS:** 5 (four times) Grant Warwick, 1/25/42 against Detroit at Madison Square Garden; Rick Middleton, 11/17/74 against California at Madison Square Garden; Don Murdoch, 10/12/76 at Minnesota; Brian Leetch, 2/17/89 against Toronto at Madison Square Garden.

### INDIVIDUAL DEFENSEMAN RECORDS: CAREER

**MOST GAMES:** 1,160 Harry Howell.

**MOST GOALS:** 240 Brian Leetch.

**MOST ASSISTS:** 741 Brian Leetch.

**MOST POINTS:** 981 Brian Leetch.

### INDIVIDUAL DEFENSEMAN RECORDS: SEASON

**MOST GOALS:** 28 Reijo Ruotsalainen, 1984-85.

**MOST ASSISTS:** 80 Brian Leetch, 1991-92.

**MOST POINTS:** 102 Brian Leetch, 1991-92.

**MOST POWER PLAY GOALS:** 17 Brian Leetch, 1993-94.

**MOST SHORTHANDED GOALS:** 3 (twice) Brian Leetch, 1988-89; Ryan McDonagh, 2013-14.

**MOST SHOTS:** 328 Brian Leetch, 1993-94.

**MOST PENALTY MINUTES:** 231 Barry Beck, 1980-81

## ALL-TIME REGULAR SEASON RECORDS

### INDIVIDUAL DEFENSEMAN RECORDS: GAME

**MOST GOALS:** 3 (many times) last - Tony DeAngelo, against New Jersey at Madison Square Garden on 1/9/20.

**MOST ASSISTS:** 5 (twice) Brian Leetch, at Pittsburgh on 4/18/95; Adam Fox, at Philadelphia on 3/25/21.

**MOST POINTS:** 5 (four times) Brian Leetch, against Toronto at Madison Square Garden on 2/17/89 and at Pittsburgh on 4/18/95;

Tony DeAngelo, against New Jersey at Madison Square Garden on 1/9/20; Adam Fox, at Philadelphia on 3/25/21.

**MOST SHOTS:** 13 Brian Leetch, against Washington at Madison Square Garden on 1/4/89.

### INDIVIDUAL DEFENSEMAN RECORDS: PERIOD

**MOST GOALS:** 2 (many times) last - K'Andre Miller, first period against Nashville at Madison Square Garden on 3/19/23

**MOST POINTS:** 4 K'Andre Miller, first period against Nashville at Madison Square Garden on 3/19/23

### INDIVIDUAL GOALTENDER RECORDS: CAREER

**MOST APPEARANCES:** 887 Henrik Lundqvist.

**MOST WINS:** 459 Henrik Lundqvist.

**MOST LOSSES:** 310 Henrik Lundqvist.

**MOST SHUTOUTS:** 64 Henrik Lundqvist.

**MOST MINUTES:** 51,816:19 Henrik Lundqvist.

**LOWEST GOALS AGAINST AVERAGE:** (Min. 100 appearances) 2.07 Dave Kerr.

**MOST ASSISTS:** 27 Henrik Lundqvist.

**MOST PENALTY MINUTES:** 212 John Vanbiesbrouck.

### INDIVIDUAL GOALTENDER RECORDS: SEASON

**MOST APPEARANCES:** 73 Henrik Lundqvist, 2009-10.

**MOST WINS:** 42 Mike Richter, 1993-94.

**MOST WINS (Including Playoffs):** 58 Mike Richter, 1993-94.

**MOST LOSSES:** 39 Ken McAuley, 1943-44.

**MOST SHUTOUTS:** 13 John Ross Roach, 1928-29.

**MOST MINUTES:** 4,304:48 Henrik Lundqvist, 2007-08.

**LOWEST GOALS AGAINST AVERAGE:** 1.41 John Ross Roach, 1928-29.

**MOST ASSISTS:** 5 John Vanbiesbrouck, 1984-85 and 1987-88; Mike Richter, 1992-93.

**MOST PENALTY MINUTES:** 56 Bob Froese, 1986-87.

**HIGHEST SAVE PERCENTAGE (Min. 25 appearances):** .935 Igor Shesterkin, 2021-22.

### INDIVIDUAL GOALTENDER RECORDS: GAME

**MOST SAVES:** 59 Mike Richter, at Vancouver on 1/31/91 (3-3 tie).

**MOST ASSISTS:** 2 (four times) Ed Giacomin, vs. Toronto, at Madison Square Garden on 3/19/72. John Vanbiesbrouck, at Winnipeg on 1/9/85. Mike Richter, at Washington on 2/23/90, and vs. Quebec, at Madison Square Garden on 10/29/92.

## PROGRESSION OF RANGERS RECORDS - ALL-TIME

PLAYER	TOTAL TO BECOME LEADER	DATE	OPPONENT	FINAL TOTAL WITH RANGERS
GOALS				
Bill Cook	1	11/16/26	MMR	-
Fred "Bun" Cook	3	11/27/26	at MTL	-
Bill Cook	5	12/15/26	at CHI	228
Andy Bathgate	229	11/29/62	at DET	272
Rod Gilbert	273	11/11/73	NYI	-
Rod Gilbert*	277	11/22/73	at BUF	-
Jean Ratelle	278	11/24/73	LAK	-
Rod Gilbert**	283	12/16/73	CHI	406

\*Gilbert and Jean Ratelle entered the game tied for the record with 276; Ratelle had tied Gilbert on 11/21/73 vs. CGS

\*\*Gilbert and Jean Ratelle entered the game tied for the record with 282

ASSISTS				
Fred "Bun" Cook	1	11/16/26	MMR	-
Frank Boucher	2	12/19/26	DCG	262
Andy Bathgate	263	3/19/60	at DET	457
Rod Gilbert	458	11/29/74	at AFM	615
Brian Leetch	616	11/18/00	at CGY	741

POINTS				
Bill Cook / Fred	1	11/16/26	MMR	-
Fred "Bun" Cook	3	11/20/26	at TSP	-
Bill Cook	6	12/28/26	SEN	-
Frank Boucher	60	3/18/28	NYA	-
Frank Boucher*	71	12/30/28	BOS	-
Frank Boucher**	207	1/1/32	DFL	-
Bill Cook	211	1/17/32	at DFL	-
Bill Cook***	213	1/24/32	DFL	-
Frank Boucher	328	1/22/35	at MTL	414
Andy Bathgate	415	2/28/60	TOR	729
Rod Gilbert	730	2/3/74	MNS	1,021

\*Boucher and Bill Cook entered the game tied for the record with 70; Cook had tied Boucher at 66 on 12/9/28 at DCG and remained tied through several games

\*\*Boucher and Bill Cook entered the game tied for the record with 205; Cook had tied Boucher on 12/27/31 vs. CHI

\*\*\*Cook and Frank Boucher entered the game tied for the record with 212; Boucher had tied Cook on 1/19/32 vs. MTL

GAMES PLAYED				
Murray Murdoch*	175	3/16/30	at PIR^	508
Frank Boucher	509	2/12/38	at MMR	518**
Ott Heller	519	3/16/43	at BOS	649
Harry Howell	650	1/6/62	at MTL	1,160

^game was played at Madison Square Garden

\*Murdoch and Frank Boucher each skated in all of the Rangers' first 174 games in franchise history

\*\*Boucher retired following the 1937-38 season with 518 games played; he returned in 1943-44, playing 15 games

NOTE - FINAL TOTAL WITH RANGERS IS ONLY INCLUDED FOR PLAYERS WHO LEFT THE RANGERS AS THE ALL-TIME LEADER IN RESPECTIVE CATEGORY



## PROGRESSION OF RANGERS RECORDS - ALL-TIME

PLAYER	TOTAL TO BECOME LEADER	DATE	OPPONENT	FINAL TOTAL WITH RANGERS
WINS				
Hal Winkler	1	11/16/26	MMR	-
Lorne Chabot	2	11/27/26	at MTL	-
Hal Winkler	3	12/7/26	at BOS	-
Lorne Chabot	4	12/21/26	PIR	41
John Ross Roach	42	12/9/30	SEN	80
Dave Kerr	81	3/3/38	DET	157
Gump Worsley	158	2/22/61	CHI	204
Ed Giacomin	205	12/3/72	AFM	267*
Mike Richter	267*	1/18/01	TOR	301
Henrik Lundqvist	302	3/18/14	at OTT	459

*\*In 2000-01, Ed Giacomin's win total with the Rangers was recognized as 266, and Richter earned his 267th win with the Rangers on 1/18/01 to pass him. Several years later, upon reviewing statistics league-wide, Giacomin was credited with 267 career wins with the Rangers. Richter earned his 268th career win with the Rangers on 1/22/01 at CAR.*

SHUTOUTS				
Hal Winkler	1	11/16/26	MMR	-
Hal Winkler*	2	12/7/26	at BOS	-
Lorne Chabot	3	1/1/27	at CHI	21
John Ross Roach	22	11/17/31	at NYA	30
Dave Kerr	31	12/17/39	at DET	40
Ed Giacomin	41	1/3/73	LAK	49
Henrik Lundqvist	50	3/22/14	at NJD	64

*\*Winkler and Lorne Chabot entered the game tied with 1; Chabot had tied him on 11/27/26 at MTL*

APPEARANCES				
Hal Winkler	1	11/16/26	MMR	-
Hal Winkler*	2	11/25/26	at PIR	-
Hal Winkler**	3	11/30/26	CHI	-
Hal Winkler***	4	12/7/26	at BOS	-
Hal Winkler****	6	12/19/26	DCG	-
Hal Winkler*****	7	12/23/26	at SEN	-
Hal Winkler*****	8	12/28/26	SEN	-
Lorne Chabot	9	1/6/27	MTL	81
John Ross Roach	82	3/1/30	at TOR	180
Dave Kerr	181	11/13/38	at DET	324
Chuck Rayner	325	12/1/51	at TOR	377
Gump Worsley	378	1/9/60	DET	581^
Mike Richter	583^	1/8/01	DAL	666
Henrik Lundqvist	667	2/14/16	PHI	887

*\*Winkler and Lorne Chabot entered the game tied with 1; Chabot had tied him on 11/20/26 at TSP*

*\*\*Winkler and Lorne Chabot entered the game tied with 2; Chabot had tied him on 11/27/26 at MTL*

*\*\*\*Winkler and Lorne Chabot entered the game tied with 3; Chabot had tied him on 12/4/26 at DCG*

*\*\*\*\*Winkler and Lorne Chabot entered the game tied with 5; Chabot had tied him on 12/12/26 vs. BOS and*

*\*\*\*\*\*Winkler and Lorne Chabot entered the game tied with 6; Chabot had tied him on 12/21/26 vs. PIR*

*\*\*\*\*\*Winkler and Lorne Chabot entered the game tied with 7; Chabot had tied him on 12/26/26 at NYA*

*^In 2000-01, Gump Worsley's appearances total with the Rangers was recognized as 582, and Richter made his 583rd career appearance with the Rangers on 1/8/01 to pass him. Several years later, upon reviewing statistics league-wide, Worsley was credited with 581 career appearances with the Rangers. Richter made his 582nd career appearance with the Rangers on 1/6/01 vs. NJD*

**NOTE - FINAL TOTAL WITH RANGERS IS ONLY INCLUDED FOR PLAYERS WHO LEFT THE RANGERS AS THE ALL-TIME LEADER IN RESPECTIVE CATEGORY**

## PROGRESSION OF RANGERS RECORDS - SINGLE-SEASON

PLAYER	SEASON	TOTAL
	GOALS	
Bill Cook	1926-27	33
Bill Cook	1931-32	33
Andy Bathgate	1958-59	40
Vic Hadfield	1971-72	50
Adam Graves	1993-94	52
Jaromir Jagr	2005-06	54

	ASSISTS	
Frank Boucher	1926-27	15
Frank Boucher	1928-29	16
Frank Boucher	1929-30	36
Phil Watson	1941-42	37
Lynn Patrick	1942-43	39
Don Raleigh	1951-52	42
Andy Bathgate	1955-56	47
Andy Bathgate	1956-57	50
Andy Bathgate	1961-62	56
Jean Ratelle	1971-72	63
Mike Rogers	1981-82	65
Brian Leetch	1990-91	72
Brian Leetch	1991-92	80

	POINTS	
Bill Cook	1926-27	37
Frank Boucher	1929-30	62
Andy Bathgate	1955-56	66
Andy Bathgate	1956-57	77
Andy Bathgate	1957-58	78
Andy Bathgate	1958-59	88
Jean Ratelle	1971-72	109
Jaromir Jagr	2005-06	123

## PROGRESSION OF RANGERS RECORDS - SINGLE-SEASON

PLAYER	SEASON	TOTAL
	WINS	
Lorne Chabot	1926-27	22
John Ross Roach	1931-32	23
Andy Aitkenhead	1932-33	23
Dave Kerr	1937-38	27
Dave Kerr	1939-40	27
Jim Henry	1941-42	29
Johnny Bower	1953-54	29
Gump Worsley	1955-56	32
Ed Giacomin	1967-68	36
Ed Giacomin	1968-69	38
Mike Richter	1993-94	42

### SHUTOUTS

Lorne Chabot	1926-27	10
Lorne Chabot	1927-28	11
John Ross Roach	1928-29	13

### APPEARANCES

Lorne Chabot	1926-27	37
Lorne Chabot	1927-28	44
John Ross Roach	1928-29	44
John Ross Roach	1929-30	44
John Ross Roach	1930-31	44
John Ross Roach	1931-32	48
Andy Aitkenhead	1932-33	48
Andy Aitkenhead	1933-34	48
Dave Kerr	1936-37	48
Dave Kerr	1937-38	48
Dave Kerr	1938-39	48
Dave Kerr	1939-40	48
Dave Kerr	1940-41	48
Jim Henry	1941-42	48
Ken McAuley	1943-44	50
Chuck Rayner	1946-47	58
Chuck Rayner	1948-49	58
Chuck Rayner	1949-50	69
Johnny Bower	1953-54	70
Gump Worsley	1955-56	70
Ed Giacomin	1968-69	70
Ed Giacomin	1969-70	70
Mike Richter	1997-98	72
Henrik Lundqvist	2007-08	72
Henrik Lundqvist	2009-10	73







**PLAYOFF  
HISTORY  
&  
RECORDS**

# RANGERS PLAYOFF RESULTS VS. NHL

SERIES RECORDS VERSUS OTHER CLUBS							
YEAR	SERIES	WINNER	W	L	T	GF	GA
VS. BOSTON BRUINS							
1927	Semifinals	Bruins	0	1	1	1	3
1928	Semifinals	RANGERS	1	0	1	5	2
1929	Finals	Bruins	0	2	0	1	4
1939	Semifinals	Bruins	3	4	0	12	14
1940	Semifinals	RANGERS	4	2	0	15	9
1958	Semifinals	Bruins	2	4	0	16	28
1970	Quarterfinals	Bruins	2	4	0	16	25
1972	Finals	Bruins	2	4	0	16	18
1973	Quarterfinals	RANGERS	4	1	0	22	11
2013	Conf. Semifinals	Bruins	1	4	0	10	16
Series Record: 3-7			Total	19	26	2	114 130

VS. BUFFALO SABRES							
1978	Preliminaries	Sabres	1	2	0	6	11
2007	Conf. Semifinals	Sabres	2	4	0	13	17
Series Record: 0-2			Total	3	6	0	19 28

VS. CALGARY FLAMES (ATLANTA FLAMES)							
1980	Preliminaries	RANGERS	3	1	0	14	8
Series Record: 1-0			Total	3	1	0	14 8

VS. CAROLINA HURRICANES (HARTFORD WHALERS)							
2020	Qualifying	Hurricanes	0	3	0	4	11
2022	Second Round	RANGERS	4	3	0	20	13
Series Record: 1-1			Total	4	6	0	24 24

VS. CHICAGO BLACKHAWKS							
1931	Semifinals	Black Hawks	0	2	0	0	3
1968	Quarterfinals	Black Hawks	2	4	0	12	18
1971	Semifinals	Black Hawks	3	4	0	14	21
1972	Semifinals	RANGERS	4	0	0	17	9
1973	Semifinals	Black Hawks	1	4	0	11	15
Series Record: 1-4			Total	10	14	0	54 66

VS. COLORADO AVALANCHE (QUEBEC NORDIQUES)							
1995	Conf. Qtrfinals	RANGERS	4	2	0	25	19
Series Record: 1-0			Total	4	2	0	25 19

VS. DETROIT RED WINGS							
1933	Semifinals	RANGERS	2	0	0	6	3
1937	Finals	Red Wings	2	3	0	8	9
1941	Quarterfinals	Red Wings	1	2	0	6	6
1948	Semifinals	Red Wings	2	4	0	12	17
1950	Finals	Red Wings	3	4	0	17	22
Series Record: 1-4			Total	10	13	0	49 57

VS. FLORIDA PANTHERS							
1997	Conf. Qtrfinals	RANGERS	4	1	0	13	10
Series Record: 1-0			Total	4	1	0	13 10

VS. LOS ANGELES KINGS							
1979	Preliminaries	RANGERS	2	0	0	9	2
1981	Preliminaries	RANGERS	3	1	0	23	12
2014	Finals	Kings	1	4	0	10	15
Series Record: 2-1			Total	6	5	0	42 29

VS. MONTREAL CANADIENS							
1930	Semifinals	Canadiens	0	2	0	1	4
1932	Semifinals	RANGERS	3	1	0	13	9
1933	Quarterfinals	RANGERS	1	0	1	8	5
1935	Quarterfinals	RANGERS	1	0	1	6	5
1950	Semifinals	RANGERS	4	1	0	15	7
1956	Semifinals	Canadiens	1	4	0	9	24
1957	Semifinals	Canadiens	1	4	0	12	22
1967	Semifinals	Canadiens	0	4	0	8	14
1969	Quarterfinals	Canadiens	0	4	0	7	16
1972	Quarterfinals	RANGERS	4	2	0	19	14
1974	Quarterfinals	RANGERS	4	2	0	21	17
1979	Finals	Canadiens	1	4	0	11	19
1986	Conf. Finals	Canadiens	1	4	0	9	15
1996	Conf. Qtrfinals	RANGERS	4	2	0	19	17
2014	Conf. Finals	RANGERS	4	2	0	20	15
2017	First Round	RANGERS	4	2	0	14	11
Series Record: 9-7			Total	33	38	2	192 214

VS. NEW JERSEY DEVILS							
1992	Div. Semifinals	RANGERS	4	3	0	28	25
1994	Conf. Finals	RANGERS	4	3	0	18	16
1997	Conf. Semifinals	RANGERS	4	1	0	10	5
2006	Conf. Qtrfinals	Devils	0	4	0	4	17
2008	Conf. Qtrfinals	RANGERS	4	1	0	19	12
2012	Conf. Finals	Devils	2	4	0	14	15
2023	First Round	Devils	3	4	0	17	17
Series Record: 4-3			Total	21	20	0	110 107

VS. NEW YORK ISLANDERS							
1975	Preliminaries	Islanders	1	2	0	13	10
1979	Semifinals	RANGERS	4	2	0	18	13
1981	Semifinals	Islanders	0	4	0	8	22
1982	Div. Finals	Islanders	2	4	0	20	27
1983	Div. Finals	Islanders	2	4	0	15	28
1984	Div. Semifinals	Islanders	2	3	0	14	13
1990	Div. Semifinals	RANGERS	4	1	0	22	13
1994	Conf. Qtrfinals	RANGERS	4	0	0	22	3
Series Record: 3-5			Total	19	20	0	132 129

SERIES RECORDS VERSUS OTHER CLUBS							
YEAR	SERIES	WINNER	W	L	T	GF	GA
VS. OTTAWA SENATORS (1992 - PRESENT)							
2012	Conf. Qtrfinals	RANGERS	4	3	0	14	13
2017	Second Round	Senators	2	4	0	20	19
Series Record: 1-1			Total	6	7	0	34 32

VS. PHILADELPHIA FLYERS							
1974	Semifinals	Flyers	3	4	0	17	22
1979	Quarterfinals	RANGERS	4	1	0	28	8
1980	Quarterfinals	Flyers	1	4	0	7	14
1982	Div. Semifinals	RANGERS	3	1	0	19	15
1983	Div. Semifinals	RANGERS	3	0	0	18	9
1985	Div. Semifinals	Flyers	0	3	0	10	14
1986	Div. Semifinals	RANGERS	3	2	0	18	15
1987	Div. Semifinals	Flyers	2	4	0	13	22
1995	Conf. Semifinals	Flyers	0	4	0	10	18
1997	Conf. Finals	Flyers	1	4	0	13	20
2014	First Round	RANGERS	4	3	0	19	16
Series Record: 5-6			Total	24	30	0	172 173

VS. PITTSBURGH PENGUINS							
1989	Div. Semifinals	Penguins	0	4	0	11	19
1992	Div. Finals	Penguins	2	4	0	19	24
1996	Conf. Semifinals	Penguins	1	4	0	15	21
2008	Conf. Semifinals	Penguins	1	4	0	12	15
2014	Second Round	RANGERS	4	3	0	15	14
2015	First Round	RANGERS	4	1	0	11	8
2016	First Round	Penguins	1	4	0	10	21
2022	First Round	RANGERS	4	3	0	28	29
Series Record: 3-5			Total	17	27	0	121 151

VS. ST. LOUIS BLUES							
1981	Quarterfinals	RANGERS	4	2	0	29	22
Series Record: 1-0			Total	4	2	0	29 22

VS. TAMPA BAY LIGHTNING							
2015	Conf. Finals	Lightning	3	4	0	21	21
2022	Conf. Finals	Lightning	2	4	0	14	16
Series Record: 0-2			Total	5	8	0	35 35

VS. TORONTO MAPLE LEAFS							
1929	Semifinals	RANGERS	2	0	0	3	1
1932	Finals	Maple Leafs	0	3	0	10	18
<b>1933</b>	<b>Finals</b>	<b>RANGERS</b>	<b>3</b>	<b>1</b>	<b>0</b>	<b>11</b>	<b>5</b>
1937	Quarterfinals	RANGERS	2	0	0	5	1
<b>1940</b>	<b>Finals</b>	<b>RANGERS</b>	<b>4</b>	<b>2</b>	<b>0</b>	<b>14</b>	<b>11</b>
1942	Semifinals	Maple Leafs	2	4	0	12	13
1962	Semifinals	Maple Leafs	2	4	0	15	22
1971	Quarterfinals	RANGERS	4	2	0	16	15
Series Record: 5-3			Total	19	16	0	86 86

VS. VANCOUVER CANUCKS							
<b>1994</b>	<b>Finals</b>	<b>RANGERS</b>	<b>4</b>	<b>3</b>	<b>0</b>	<b>21</b>	<b>19</b>
Series Record: 1-0			Total	4	3	0	21 19

VS. WASHINGTON CAPITALS							
1986	Div. Finals	RANGERS	4	2	0	20	25
1990	Div. Finals	Capitals	1	4	0	15	22
1991	Div. Semifinals	Capitals	2	4	0	16	16
1994	Conf. Semifinals	RANGERS	4	1	0	20	12
2009	Conf. Qtrfinals	Capitals	3	4	0	11	19
2011	Conf. Qtrfinals	Capitals	1	4	0	8	13
2012	Conf. Semifinals	RANGERS	4	3	0	15	13
2013	Conf. Qtrfinals	RANGERS	4	3	0	16	12
2015	Second Round	RANGERS	4	3	0	13	12
Series Record: 5-4			Total	27	28	0	134 144

VS. WINNIPEG JETS (ATLANTA THRASHERS)							
2007	Conf. Qtrfinals	RANGERS	4	0	0	17	6
Series Record: 1-0			Total	4	0	0	17 6

DEFUNCT CLUBS							
VS. MONTREAL MAROONS							
<b>1928</b>	<b>Finals</b>	<b>RANGERS</b>	<b>3</b>	<b>2</b>	<b>0</b>	<b>5</b>	<b>6</b>
1931	Quarterfinals	RANGERS	2	0	0	8	1
1934	Quarterfinals	Maroons	0	1	1	1	2
1935	Semifinals	Maroons	0	1	1	4	5
1937	Semifinals	RANGERS	2	0	0	5	0
Series Record: 3-2			Total	7	4	2	23 14

VS. NEW YORK AMERICANS							
1929	Quarterfinals	RANGERS	1	0	1	1	0
1938	Quarterfinals	Americans	1	2	0	7	8
Series Record: 1-1			Total	2	2	1	8 8

VS. OTTAWA SENATORS (1917-1934)							
1930	Quarterfinals	RANGERS	1	0	1	6	3
Series Record: 1-0			Total	1	0	1	6 3

VS. PITTSBURGH PIRATES
------------------------

# RANGERS PLAYOFF RESULTS YEAR-BY-YEAR

YEAR	SERIES	OPPONENT	W-L-T	GF/GA
1926-27	SF	Boston	0-1-1	1/3
1927-28	QF	Pirates	1-1-0	6/4
	SF	Boston	1-0-1	5/2
	F	Maroons	3-2-0	5/6
1928-29	QF	Americans	1-0-1	1/0
	SF	Toronto	2-0-0	3/1
	F	Boston	0-2-0	1/4
1929-30	QF	Ottawa	1-0-1	6/3
	SF	Canadiens	0-2-0	1/4
1930-31	QF	Maroons	2-0-0	8/1
	SF	Chicago	0-2-0	0/3
1931-32	SF	Canadiens	3-1-0	13/9
	F	Toronto	0-3-0	10/18
1932-33	QF	Canadiens	1-0-1	8/5
	SF	Detroit	2-0-0	6/3
	F	Toronto	3-1-0	11/5
1933-34	QF	Maroons	0-1-1	1/2
1934-35	QF	Canadiens	1-0-1	6/5
	SF	Maroons	0-1-1	4/5
1936-37	QF	Toronto	2-0	5/1
	SF	Maroons	2-0	5/0
	F	Detroit	2-3	8/9
1937-38	QF	Americans	1-2	7/8
1938-39	SF	Boston	3-4	12/14
1939-40	SF	Boston	4-2	15/9
	F	Toronto	4-2	14/11
1940-41	QF	Detroit	1-2	6/6
1941-42	SF	Toronto	2-4	12/13
1947-48	SF	Detroit	2-4	12/17
1949-50	SF	Canadiens	4-1	15/7
	F	Detroit	3-4	17/22
1955-56	SF	Canadiens	1-4	9/24
1956-57	SF	Canadiens	1-4	12/22
1957-58	SF	Boston	2-4	16/28
1961-62	SF	Toronto	2-4	15/22
1966-67	SF	Canadiens	0-4	8/14
1967-68	QF	Chicago	2-4	12/18
1968-69	QF	Canadiens	0-4	7/16
1969-70	QF	Boston	2-4	16/25
1970-71	QF	Toronto	4-2	16/15
	SF	Chicago	3-4	14/21
1971-72	QF	Canadiens	4-2	19/14
	SF	Chicago	4-0	17/9
	F	Boston	2-4	16/18
1972-73	QF	Boston	4-1	22/11
	SF	Chicago	1-4	11/15
1973-74	QF	Canadiens	4-2	21/17
	SF	Philadelphia	3-4	17/22
1974-75	PRE	Islanders	1-2	13/10
1977-78	PRE	Buffalo	1-2	6/11
1978-79	PRE	Los Angeles	2-0	9/2
	QF	Philadelphia	4-1	28/8
	SF	Islanders	4-2	18/13
	F	Canadiens	1-4	11/19
1979-80	PRE	Flames	3-1	14/8
	QF	Philadelphia	1-4	7/14
1980-81	PRE	Los Angeles	3-1	23/12
	QF	St. Louis	4-2	29/22
	SF	Islanders	0-4	8/22

YEAR	SERIES	OPPONENT	W-L-T	GF/GA
1981-82	DSF	Philadelphia	3-1	19/15
	DF	Islanders	2-4	20/27
1982-83	DSF	Philadelphia	3-0	18/9
	DF	Islanders	2-4	15/28
1983-84	DSF	Islanders	2-3	14/13
1984-85	DSF	Philadelphia	0-3	10/14
1985-86	DSF	Philadelphia	3-2	18/15
	DF	Washington	4-2	20/25
	CF	Canadiens	1-4	9/15
1986-87	DSF	Philadelphia	2-4	13/22
1988-89	DSF	Penguins	0-4	11/19
1989-90	DSF	Islanders	4-1	22/13
	DF	Washington	1-4	15/22
1990-91	DSF	Washington	2-4	16/16
1991-92	DSF	New Jersey	4-3	28/25
	DF	Penguins	2-4	19/24
1993-94	CQF	Islanders	4-0	22/3
	CSF	Washington	4-1	20/12
	CF	New Jersey	4-3	18/16
	F	Vancouver	4-3	21/19
1994-95	CQF	Quebec	4-2	25/19
	CSF	Philadelphia	0-4	10/18
1995-96	CQF	Canadiens	4-2	19/17
	CSF	Penguins	1-4	15/21
1996-97	CQF	Florida	4-1	13/10
	CSF	New Jersey	4-1	10/5
	CF	Philadelphia	1-4	13/20
2005-06	CQF	New Jersey	0-4	4/17
2006-07	CQF	Thrashers	4-0	17/6
	CSF	Buffalo	2-4	13/17
2007-08	CQF	New Jersey	4-1	19/12
	CSF	Penguins	1-4	12/15
2008-09	CQF	Washington	3-4	11/19
2010-11	CQF	Washington	1-4	8/13
2011-12	CQF	Ottawa	4-3	14/13
	CSF	Washington	4-3	15/13
	CF	New Jersey	2-4	14/15
2012-13	CQF	Washington	4-3	16/12
	CSF	Boston	1-4	10/16
2013-14	FR	Philadelphia	4-3	19/16
	SR	Penguins	4-3	15/14
	CF	Canadiens	4-2	20/15
	F	Los Angeles	1-4	10/15
2014-15	FR	Penguins	4-1	11/8
	SR	Washington	4-3	13/12
	CF	Tampa Bay	3-4	21/21
2015-16	FR	Penguins	1-4	10/21
2016-17	FR	Canadiens	4-2	14/11
	SR	Ottawa	2-4	20/19
2019-20	QR	Carolina	0-3	4/11
2021-22	FR	Pittsburgh	4-3	29/29
	SR	Carolina	4-3	20/13
	CF	Tampa Bay	2-4	14/16
2022-23	FR	New Jersey	3-4	17/17
TOTALS			W-L-T	GF/GA
Stanley Cup Finals			23-32-0	124/146
Overall			257-280-8	1480/1520

**RANGERS PLAYOFF RESULTS GAME-BY-GAME**

1927 PLAYOFFS				
GAME	DATE	OPPONENT	SCORE	RESULT
1	Apr. 2	at Boston	0-0	T
2	Apr. 4	Boston	1-3	L
Boston Won Total-Goals Semifinals 3-1				

1928 PLAYOFFS				
GAME	DATE	OPPONENT	SCORE	RESULT
1	Mar. 27	Pirates	4-0	W
2	Mar. 29	Pirates	2-4	L
NY Rangers Won Total-Goals Quarterfinals 6-4				

1	Mar. 31	Boston	1-1	T
2	Apr. 3	at Boston	4-1	W
NY Rangers Won Total-Goals Semifinals 5-2				

1	Apr. 5	at Maroons	0-2	L
2	Apr. 7	at Maroons	2-1	W(OT)
3	Apr. 10	at Maroons	0-2	L
4	Apr. 12	at Maroons	1-0	W
5	Apr. 14	at Maroons	2-1	W
NY Rangers Won Stanley Cup Finals 3-2				

1929 PLAYOFFS				
GAME	DATE	OPPONENT	SCORE	RESULT
1	Mar. 19	at Americans	0-0	T
2	Mar. 21	Americans	1-0	W(2OT)
NY Rangers Won Total-Goals Quarterfinals 1-0				

1	Mar. 24	Toronto	1-0	W
2	Mar. 26	at Toronto	2-1	W(OT)
NY Rangers Won Series D Semifinals 2-0				

1	Mar. 28	at Boston	0-2	L
2	Mar. 29	Boston	1-2	L
Boston Won Stanley Cup Finals 2-0				

1930 PLAYOFFS				
GAME	DATE	OPPONENT	SCORE	RESULT
1	Mar. 20	at Ottawa	1-1	T
2	Mar. 23	Ottawa	5-2	W
NY Rangers Won Total-Goals Quarterfinals 6-3				

1	Mar. 28	at Canadiens	1-2	L(4OT)
2	Mar. 30	Canadiens	0-2	L
Canadiens Won Series D Semifinals 2-0				

1931 PLAYOFFS				
GAME	DATE	OPPONENT	SCORE	RESULT
1	Mar. 24	Maroons	5-1	W
2	Mar. 26	at Maroons	3-0	W
NY Rangers Won Total-Goals Quarterfinals 8-1				

1	Mar. 29	at Chicago	0-2	L
2	Mar. 31	Chicago	0-1	L
Chicago Won Total-Goals Semifinals 3-0				

1932 PLAYOFFS				
GAME	DATE	OPPONENT	SCORE	RESULT
1	Mar. 24	at Canadiens	3-4	L
2	Mar. 26	at Canadiens	4-3	W(3OT)
3	Mar. 27	Canadiens	1-0	W
4	Mar. 29	Canadiens	5-2	W
NY Rangers Won Series A Semifinals 3-1				

1	Apr. 5	Toronto	4-6	L
2*	Apr. 7	Toronto	2-6	L
3	Apr. 9	at Toronto	4-6	L

\*Game was played in Boston  
Toronto Won Stanley Cup Finals 3-0

1933 PLAYOFFS				
GAME	DATE	OPPONENT	SCORE	RESULT
1	Mar. 26	Canadiens	5-2	W
2	Mar. 28	at Canadiens	3-3	T
NY Rangers Won Total-Goals Quarterfinals 8-5				

1	Mar. 30	Detroit	2-0	W
2	Apr. 2	at Detroit	4-3	W
NY Rangers Won Total-Goals Semifinals 6-3				

1	Apr. 4	Toronto	5-1	W
2	Apr. 8	at Toronto	3-1	W
3	Apr. 11	at Toronto	2-3	L
4	Apr. 13	at Toronto	1-0	W(OT)
NY Rangers Won Stanley Cup Finals 3-1				

1934 PLAYOFFS				
GAME	DATE	OPPONENT	SCORE	RESULT
1	Mar. 20	at Maroons	0-0	T
2	Mar. 25	Maroons	1-2	L
Maroons Won Total-Goals Quarterfinals 2-1				

1935 PLAYOFFS				
GAME	DATE	OPPONENT	SCORE	RESULT
1	Mar. 24	Canadiens	2-1	W
2	Mar. 26	at Canadiens	4-4	T
NY Rangers Won Total-Goals Quarterfinals 6-5				

1	Mar. 28	Maroons	1-2	L
2	Mar. 30	at Maroons	3-3	T
Maroons Won Total-Goals Semifinals 5-4				

1936 PLAYOFFS  
Did not make playoffs

1937 PLAYOFFS				
GAME	DATE	OPPONENT	SCORE	RESULT
1	Mar. 23	at Toronto	3-0	W
2	Mar. 25	Toronto	2-1	W(OT)
NY Rangers Won Series C Quarterfinals 2-0				

1	Apr. 1	Maroons	1-0	W
2	Apr. 3	at Maroons	4-0	W
NY Rangers Won Series D Semifinals 2-0				

1	Apr. 6	Detroit	5-1	W
2	Apr. 8	at Detroit	2-4	L
3	Apr. 11	at Detroit	1-0	W
4	Apr. 13	at Detroit	0-1	L
5	Apr. 15	at Detroit	0-3	L
Detroit Won Stanley Cup Finals 3-2				

1938 PLAYOFFS				
GAME	DATE	OPPONENT	SCORE	RESULT
1	Mar. 22	Americans	1-2	L(2OT)
2	Mar. 24	at Americans	4-3	W
3	Mar. 27	Americans	2-3	L(4OT)
Americans Won Series B Quarterfinals 2-1				

1939 PLAYOFFS				
GAME	DATE	OPPONENT	SCORE	RESULT
1	Mar. 21	Boston	1-2	L(3OT)
2	Mar. 23	at Boston	2-3	L(OT)
3	Mar. 26	at Boston	1-4	L
4	Mar. 28	Boston	2-1	W
5	Mar. 30	at Boston	2-1	W(OT)
6	Apr. 1	Boston	3-1	W
7	Apr. 2	at Boston	1-2	L(3OT)
Boston Won Series A Semifinals 4-3				

1940 PLAYOFFS				
GAME	DATE	OPPONENT	SCORE	RESULT
1	Mar. 19	Boston	4-0	W
2	Mar. 21	at Boston	2-4	L
3	Mar. 24	at Boston	3-4	L
4	Mar. 26	Boston	1-0	W
5	Mar. 28	at Boston	1-0	W
6	Mar. 30	Boston	4-1	W
NY Rangers Won Series A Semifinals 4-2				

1	Apr. 2	Toronto	2-1	W(OT)
2	Apr. 3	Toronto	6-2	W
3	Apr. 6	at Toronto	1-2	L
4	Apr. 9	at Toronto	0-3	L
5	Apr. 11	at Toronto	2-1	W(2OT)
6	Apr. 13	at Toronto	3-2	W(OT)
NY Rangers Won Stanley Cup Finals 4-2				

1941 PLAYOFFS				
GAME	DATE	OPPONENT	SCORE	RESULT
1	Mar. 20	at Detroit	1-2	L(OT)
2	Mar. 23	Detroit	3-1	W
3	Mar. 25	at Detroit	2-3	L
Detroit Won Series B Quarterfinals 2-1				

1942 PLAYOFFS				
GAME	DATE	OPPONENT	SCORE	RESULT
1	Mar. 21	at Toronto	1-3	L
2	Mar. 22	Toronto	2-4	L
3	Mar. 24	Toronto	3-0	W
4	Mar. 28	at Toronto	1-2	L
5	Mar. 29	Toronto	3-1	W
6	Mar. 31	at Toronto	2-3	L
Toronto Won Series A Semifinals 4-2				



# RANGERS PLAYOFF RESULTS GAME-BY-GAME

## 1943 PLAYOFFS

Did not make playoffs

## 1944 PLAYOFFS

Did not make playoffs

## 1945 PLAYOFFS

Did not make playoffs

## 1946 PLAYOFFS

Did not make playoffs

## 1947 PLAYOFFS

Did not make playoffs

## 1948 PLAYOFFS

GAME	DATE	OPPONENT	SCORE	RESULT
1	Mar. 24	at Detroit	1-2	L
2	Mar. 26	at Detroit	2-5	L
3	Mar. 28	Detroit	3-2	W
4	Mar. 30	Detroit	3-1	W
5	Apr. 1	at Detroit	1-3	L
6	Apr. 4	Detroit	2-4	L

Detroit Won Semifinals 4-2

## 1949 PLAYOFFS

Did not make playoffs

## 1950 PLAYOFFS

GAME	DATE	OPPONENT	SCORE	RESULT
1	Mar. 29	Canadiens	3-1	W
2	Apr. 1	at Canadiens	3-2	W
3	Apr. 2	Canadiens	4-1	W
4	Apr. 4	at Canadiens	2-3	L(OT)
5	Apr. 6	at Canadiens	3-0	W

NY Rangers Won Semifinals 4-1

1*	Apr. 11	at Detroit	1-4	L
2*	Apr. 13	Detroit	3-1	W
3*	Apr. 15	Detroit	0-4	L
4	Apr. 18	at Detroit	4-3	W(OT)
5	Apr. 20	at Detroit	2-1	W(OT)
6	Apr. 22	at Detroit	4-5	L
7	Apr. 23	at Detroit	3-4	L(2OT)

\*Ranger home games were played in Toronto

Detroit Won Stanley Cup Finals 4-3

## 1951 PLAYOFFS

Did not make playoffs

## 1952 PLAYOFFS

Did not make playoffs

## 1953 PLAYOFFS

Did not make playoffs

## 1954 PLAYOFFS

Did not make playoffs

## 1955 PLAYOFFS

Did not make playoffs

## 1956 PLAYOFFS

GAME	DATE	OPPONENT	SCORE	RESULT
1	Mar. 20	at Canadiens	1-7	L
2	Mar. 22	at Canadiens	4-2	W
3	Mar. 24	Canadiens	1-3	L
4	Mar. 25	Canadiens	3-5	L
5	Mar. 27	at Canadiens	0-7	L

Canadiens Won Semifinals 4-1

## 1957 PLAYOFFS

GAME	DATE	OPPONENT	SCORE	RESULT
1	Mar. 26	Canadiens	1-4	L
2	Mar. 28	Canadiens	4-3	W(OT)
3	Mar. 30	at Canadiens	3-8	L
4	Apr. 2	at Canadiens	1-3	L
5	Apr. 4	at Canadiens	3-4	L(OT)

Canadiens Won Semifinals 4-1

## 1958 PLAYOFFS

GAME	DATE	OPPONENT	SCORE	RESULT
1	Mar. 25	Boston	5-3	W
2	Mar. 27	Boston	3-4	L(OT)
3	Mar. 29	at Boston	0-5	L

4	Apr. 1	at Boston	5-2	W
5	Apr. 3	at Boston	1-6	L
6	Apr. 5	at Boston	2-8	L

Boston Won Semifinals 4-2

## 1959 PLAYOFFS

Did not make playoffs

## 1960 PLAYOFFS

Did not make playoffs

## 1961 PLAYOFFS

Did not make playoffs

## 1962 PLAYOFFS

GAME	DATE	OPPONENT	SCORE	RESULT
1	Mar. 27	at Toronto	2-4	L
2	Mar. 29	at Toronto	1-2	L
3	Apr. 1	Toronto	5-4	W
4	Apr. 3	Toronto	4-2	W
5	Apr. 5	at Toronto	2-3	L(2OT)
6	Apr. 7	at Toronto	1-7	L

Toronto Won Semifinals 4-2

## 1963 PLAYOFFS

Did not make playoffs

## 1964 PLAYOFFS

Did not make playoffs

## 1965 PLAYOFFS

Did not make playoffs

## 1966 PLAYOFFS

Did not make playoffs

## 1967 PLAYOFFS

GAME	DATE	OPPONENT	SCORE	RESULT
1	Apr. 6	at Canadiens	4-6	L
2	Apr. 8	at Canadiens	1-3	L
3	Apr. 11	Canadiens	2-3	L
4	Apr. 13	Canadiens	1-2	L(OT)

Canadiens Won Semifinals 4-0

## 1968 PLAYOFFS

GAME	DATE	OPPONENT	SCORE	RESULT
1	Apr. 4	Chicago	3-1	W
2	Apr. 9	Chicago	2-1	W
3	Apr. 11	at Chicago	4-7	L
4	Apr. 13	at Chicago	1-3	L
5	Apr. 14	Chicago	1-2	L
6	Apr. 16	at Chicago	1-4	L

Chicago Won Quarterfinals 4-2

## 1969 PLAYOFFS

GAME	DATE	OPPONENT	SCORE	RESULT
1	Apr. 2	at Canadiens	1-3	L
2	Apr. 3	at Canadiens	2-5	L
3	Apr. 5	Canadiens	1-4	L
4	Apr. 6	Canadiens	3-4	L

Canadiens Won Quarterfinals 4-0

## 1970 PLAYOFFS

GAME	DATE	OPPONENT	SCORE	RESULT
1	Apr. 8	at Boston	2-8	L
2	Apr. 9	at Boston	3-5	L
3	Apr. 11	Boston	4-3	W
4	Apr. 12	Boston	4-2	W
5	Apr. 14	at Boston	2-3	L
6	Apr. 16	Boston	1-4	L

Boston Won Quarterfinals 4-2

## 1971 PLAYOFFS

GAME	DATE	OPPONENT	SCORE	RESULT
1	Apr. 7	Toronto	5-4	W
2	Apr. 8	Toronto	1-4	L
3	Apr. 10	at Toronto	1-3	L
4	Apr. 11	at Toronto	4-2	W
5	Apr. 13	Toronto	3-1	W
6	Apr. 15	at Toronto	2-1	W(OT)

NY Rangers Won Quarterfinals 4-2

1	Apr. 18	at Chicago	2-1	W(OT)
2	Apr. 20	at Chicago	0-3	L
3	Apr. 22	Chicago	4-1	W
4	Apr. 25	Chicago	1-7	L
5	Apr. 27	at Chicago	2-3	L(OT)
6	Apr. 29	Chicago	3-2	W(3OT)

# RANGERS PLAYOFF RESULTS GAME-BY-GAME

7 May 2 at Chicago 2-4 L  
Chicago Won Semifinals 4-3

## 1972 PLAYOFFS

GAME	DATE	OPPONENT	SCORE	RESULT
1	Apr. 5	Canadiens	3-2	W
2	Apr. 6	Canadiens	5-2	W
3	Apr. 8	at Canadiens	1-2	L
4	Apr. 9	at Canadiens	6-4	W
5	Apr. 11	Canadiens	1-2	L
6	Apr. 13	at Canadiens	3-2	W

NY Rangers Won Quarterfinals 4-2

1	Apr. 16	at Chicago	3-2	W
2	Apr. 18	at Chicago	5-3	W
3	Apr. 20	Chicago	3-2	W
4	Apr. 23	Chicago	6-2	W

NY Rangers Won Semifinals 4-0

1	Apr. 30	at Boston	5-6	L
2	May 2	at Boston	1-2	L
3	May 4	Boston	5-2	W
4	May 7	Boston	2-3	L
5	May 9	at Boston	3-2	W
6	May 11	Boston	0-3	L

Boston Won Stanley Cup Finals 4-2

## 1973 PLAYOFFS

GAME	DATE	OPPONENT	SCORE	RESULT
1	Apr. 4	at Boston	6-2	W
2	Apr. 5	at Boston	4-2	W
3	Apr. 7	Boston	2-4	L
4	Apr. 8	Boston	4-0	W
5	Apr. 10	at Boston	6-3	W

NY Rangers Won Quarterfinals 4-1

1	Apr. 12	at Chicago	4-1	W
2	Apr. 15	at Chicago	4-5	L
3	Apr. 17	Chicago	1-2	L
4	Apr. 19	Chicago	1-3	L
5	Apr. 24	at Chicago	1-4	L

Chicago Won Semifinals 4-1

## 1974 PLAYOFFS

GAME	DATE	OPPONENT	SCORE	RESULT
1	Apr. 10	at Canadiens	4-1	W
2	Apr. 11	at Canadiens	1-4	L
3	Apr. 13	Canadiens	2-4	L
4	Apr. 14	Canadiens	6-4	W
5	Apr. 16	at Canadiens	3-2	W(OT)
6	Apr. 18	Canadiens	5-2	W

NY Rangers Won Quarterfinals 4-2

1	Apr. 20	at Philadelphia	0-4	L
2	Apr. 23	at Philadelphia	2-5	L
3	Apr. 25	Philadelphia	5-3	W
4	Apr. 28	Philadelphia	2-1	W(OT)
5	Apr. 30	at Philadelphia	1-4	L
6	May 2	Philadelphia	4-1	W
7	May 5	at Philadelphia	3-4	L

Philadelphia Won Semifinals 4-3

## 1975 PLAYOFFS

GAME	DATE	OPPONENT	SCORE	RESULT
1	Apr. 8	Islanders	2-3	L
2	Apr. 10	at Islanders	8-3	W
3	Apr. 11	Islanders	3-4	L(OT)

Islanders Won Preliminary Round 2-1

## 1976 PLAYOFFS

Did not make playoffs

## 1977 PLAYOFFS

Did not make playoffs

## 1978 PLAYOFFS

GAME	DATE	OPPONENT	SCORE	RESULT
1	Apr. 11	at Buffalo	1-4	L
2	Apr. 13	Buffalo	4-3	W(OT)
3	Apr. 15	at Buffalo	1-4	L

Buffalo Won Preliminary Round 2-1

## 1979 PLAYOFFS

GAME	DATE	OPPONENT	SCORE	RESULT
1	Apr. 10	Los Angeles	7-1	W
2	Apr. 12	at Los Angeles	2-1	W(OT)

NY Rangers Won Preliminary Round 2-0

1	Apr. 16	at Philadelphia	2-3	L(OT)
2	Apr. 18	at Philadelphia	7-1	W
3	Apr. 20	Philadelphia	5-1	W
4	Apr. 22	Philadelphia	6-0	W
5	Apr. 24	at Philadelphia	8-3	W

NY Rangers Won Quarterfinals 4-1

1	Apr. 26	at Islanders	4-1	W
2	Apr. 28	at Islanders	3-4	L(OT)
3	May 1	Islanders	3-1	W
4	May 3	Islanders	2-3	L(OT)
5	May 5	at Islanders	4-3	W
6	May 8	Islanders	2-1	W

NY Rangers Won Semifinals 4-2

1	May 13	at Canadiens	4-1	W
2	May 15	at Canadiens	2-6	L
3	May 17	Canadiens	1-4	L
4	May 19	Canadiens	3-4	L(OT)
5	May 21	at Canadiens	1-4	L

Canadiens Won Stanley Cup Finals 4-1

## 1980 PLAYOFFS

GAME	DATE	OPPONENT	SCORE	RESULT
1	Apr. 8	Flames	2-1	W(OT)
2	Apr. 9	Flames	5-1	W
3	Apr. 11	at Flames	2-4	L
4	Apr. 12	at Flames	5-2	W

NY Rangers Won Preliminary Round 3-1

1	Apr. 16	at Philadelphia	1-2	L
2	Apr. 17	at Philadelphia	1-4	L
3	Apr. 19	Philadelphia	0-3	L
4	Apr. 20	Philadelphia	4-2	W
5	Apr. 22	at Philadelphia	1-3	L

Philadelphia Won Quarterfinals 4-1

## 1981 PLAYOFFS

GAME	DATE	OPPONENT	SCORE	RESULT
1	Apr. 8	at Los Angeles	3-1	W
2	Apr. 9	at Los Angeles	4-5	L
3	Apr. 11	Los Angeles	10-3	W
4	Apr. 12	Los Angeles	6-3	W

NY Rangers Won Preliminary Round 3-1

1	Apr. 16	at St. Louis	3-6	L
2	Apr. 17	at St. Louis	6-4	W
3	Apr. 19	St. Louis	6-3	W
4	Apr. 20	St. Louis	4-1	W
5	Apr. 22	at St. Louis	3-4	L
6	Apr. 24	St. Louis	7-4	W

NY Rangers Won Quarterfinals 4-2

1	Apr. 28	at Islanders	2-5	L
2	Apr. 30	at Islanders	3-7	L
3	May 2	Islanders	1-5	L
4	May 5	Islanders	2-5	L

Islanders Won Semifinals 4-0

## 1982 PLAYOFFS

GAME	DATE	OPPONENT	SCORE	RESULT
1	Apr. 7	Philadelphia	1-4	L
2	Apr. 8	Philadelphia	7-3	W
3	Apr. 10	at Philadelphia	4-3	W
4	Apr. 11	at Philadelphia	7-5	W

NY Rangers Won Division Semifinals 3-1

1	Apr. 15	at Islanders	5-4	W
2	Apr. 16	at Islanders	2-7	L
3	Apr. 18	Islanders	3-4	L(OT)
4	Apr. 19	Islanders	3-5	L
5	Apr. 21	at Islanders	4-2	W
6	Apr. 23	Islanders	3-5	L

Islanders Won Division Finals 4-2

## 1983 PLAYOFFS

GAME	DATE	OPPONENT	SCORE	RESULT
1	Apr. 5	at Philadelphia	5-3	W
2	Apr. 7	at Philadelphia	4-3	W
3	Apr. 9	Philadelphia	9-3	W

NY Rangers Won Division Semifinals 3-0

1	Apr. 14	at Islanders	1-4	L
2	Apr. 15	at Islanders	0-5	L
3	Apr. 17	Islanders	7-6	W
4	Apr. 18	Islanders	3-1	W

# RANGERS PLAYOFF RESULTS GAME-BY-GAME

5 Apr. 20 at Islanders 2-7 L  
 6 Apr. 22 Islanders 2-5 L  
 Islanders Won Division Finals 4-2

## 1984 PLAYOFFS

GAME	DATE	OPPONENT	SCORE	RESULT
1	Apr. 4	at Islanders	1-4	L
2	Apr. 5	at Islanders	3-0	W
3	Apr. 7	Islanders	7-2	W
4	Apr. 8	Islanders	1-4	L
5	Apr. 10	at Islanders	2-3	L(OT)

Islanders Won Division Semifinals 3-2

## 1985 PLAYOFFS

GAME	DATE	OPPONENT	SCORE	RESULT
1	Apr. 10	at Philadelphia	4-5	L(OT)
2	Apr. 11	at Philadelphia	1-3	L
3	Apr. 13	Philadelphia	5-6	L

Philadelphia Won Division Semifinals 3-0

## 1986 PLAYOFFS

GAME	DATE	OPPONENT	SCORE	RESULT
1	Apr. 9	at Philadelphia	6-2	W
2	Apr. 10	at Philadelphia	1-2	L
3	Apr. 12	Philadelphia	5-2	W
4	Apr. 13	Philadelphia	1-7	L
5	Apr. 15	at Philadelphia	5-2	W

NY Rangers Won Division Semifinals 3-2

1	Apr. 17	at Washington	4-3	W(OT)
2	Apr. 19	at Washington	1-8	L
3	Apr. 21	Washington	3-6	L
4	Apr. 23	Washington	6-5	W(OT)
5	Apr. 25	at Washington	4-2	W
6	Apr. 27	Washington	2-1	W

NY Rangers Won Division Finals 4-2

1	May 1	at Canadiens	1-2	L
2	May 3	at Canadiens	2-6	L
3	May 5	Canadiens	3-4	L(OT)
4	May 7	Canadiens	2-0	W
5	May 9	at Canadiens	1-3	L

Canadiens Won Conference Finals 4-1

## 1987 PLAYOFFS

GAME	DATE	OPPONENT	SCORE	RESULT
1	Apr. 8	at Philadelphia	3-0	W
2	Apr. 9	at Philadelphia	3-8	L
3	Apr. 11	Philadelphia	0-3	L
4	Apr. 12	Philadelphia	6-3	W
5	Apr. 14	at Philadelphia	1-3	L
6	Apr. 16	Philadelphia	0-5	L

Philadelphia Won Division Semifinals 4-2

## 1988 PLAYOFFS

Did not make playoffs

## 1989 PLAYOFFS

GAME	DATE	OPPONENT	SCORE	RESULT
1	Apr. 5	at Penguins	1-3	L
2	Apr. 6	at Penguins	4-7	L
3	Apr. 8	Penguins	3-5	L
4	Apr. 9	Penguins	3-4	L

Penguins Won Division Semifinals 4-0

## 1990 PLAYOFFS

GAME	DATE	OPPONENT	SCORE	RESULT
1	Apr. 5	Islanders	2-1	W
2	Apr. 7	Islanders	5-2	W
3	Apr. 9	at Islanders	3-4	L(OT)
4	Apr. 11	at Islanders	6-1	W
5	Apr. 13	Islanders	6-5	W

NY Rangers Won Division Semifinals 4-1

1	Apr. 19	Washington	7-3	W
2	Apr. 21	Washington	3-6	L
3	Apr. 23	at Washington	1-7	L
4	Apr. 25	at Washington	3-4	L(OT)
5	Apr. 27	Washington	1-2	L(OT)

Washington Won Division Finals 4-1

## 1991 PLAYOFFS

GAME	DATE	OPPONENT	SCORE	RESULT
1	Apr. 3	Washington	2-1	W
2	Apr. 5	Washington	0-3	L
3	Apr. 7	at Washington	6-0	W
4	Apr. 9	at Washington	2-3	L

5 Apr. 11 Washington 4-5 L(OT)  
 6 Apr. 13 at Washington 2-4 L  
 Washington Won Division Semifinals 4-2

## 1992 PLAYOFFS

GAME	DATE	OPPONENT	SCORE	RESULT
1	Apr. 19	New Jersey	2-1	W
2	Apr. 21	New Jersey	3-7	L
3	Apr. 23	at New Jersey	1-3	L
4	Apr. 25	at New Jersey	3-0	W
5	Apr. 27	New Jersey	8-5	W
6	Apr. 29	at New Jersey	3-5	L
7	May 1	New Jersey	8-4	W

NY Rangers Won Division Semifinals 4-3

1	May 3	Penguins	2-4	L
2	May 5	Penguins	4-2	W
3	May 7	at Penguins	6-5	W(OT)
4	May 9	at Penguins	4-5	L(OT)
5	May 11	Penguins	2-3	L
6	May 13	at Penguins	1-5	L

Penguins Won Division Finals 4-2

## 1993 PLAYOFFS

Did not make playoffs

## 1994 PLAYOFFS

GAME	DATE	OPPONENT	SCORE	RESULT
1	Apr. 17	Islanders	6-0	W
2	Apr. 18	Islanders	6-0	W
3	Apr. 21	at Islanders	5-1	W
4	Apr. 24	at Islanders	5-2	W

NY Rangers Won Conference Quarterfinals 4-0

1	May 1	Washington	6-3	W
2	May 3	Washington	5-2	W
3	May 5	at Washington	3-0	W
4	May 7	at Washington	2-4	L
5	May 9	Washington	4-3	W

NY Rangers Won Conference Semifinals 4-1

1	May 15	New Jersey	3-4	L(2OT)
2	May 17	New Jersey	4-0	W
3	May 19	at New Jersey	3-2	W(2OT)
4	May 21	at New Jersey	1-3	L
5	May 23	New Jersey	1-4	L
6	May 25	at New Jersey	4-2	W
7	May 27	New Jersey	2-1	W(2OT)

NY Rangers Won Conference Finals 4-3

1	May 31	Vancouver	2-3	L(OT)
2	June 2	Vancouver	3-1	W
3	June 4	at Vancouver	5-1	W
4	June 7	at Vancouver	4-2	W
5	June 9	Vancouver	3-6	L
6	June 11	at Vancouver	1-4	L
7	June 14	Vancouver	3-2	W

NY Rangers Won Stanley Cup Finals 4-3

## 1995 PLAYOFFS

GAME	DATE	OPPONENT	SCORE	RESULT
1	May 6	at Quebec	4-5	L
2	May 8	at Quebec	8-3	W
3	May 10	Quebec	4-3	W
4	May 12	Quebec	3-2	W(OT)
5	May 14	at Quebec	2-4	L
6	May 16	Quebec	4-2	W

NY Rangers Won Conference Quarterfinals 4-2

1	May 21	at Philadelphia	4-5	L(OT)
2	May 22	at Philadelphia	3-4	L(OT)
3	May 24	Philadelphia	2-5	L
4	May 26	Philadelphia	1-4	L

Philadelphia Won Conference Semifinals 4-0

## 1996 PLAYOFFS

GAME	DATE	OPPONENT	SCORE	RESULT
1	Apr. 16	Canadiens	2-3	L(OT)
2	Apr. 18	Canadiens	3-5	L
3	Apr. 21	at Canadiens	2-1	W
4	Apr. 23	at Canadiens	4-3	W
5	Apr. 26	Canadiens	3-2	W
6	Apr. 28	at Canadiens	5-3	W

NY Rangers Won Conference Quarterfinals 4-2

1	May 3	at Penguins	3-4	L
2	May 5	at Penguins	6-3	W
3	May 7	Penguins	2-3	L
4	May 9	Penguins	1-4	L

# RANGERS PLAYOFF RESULTS GAME-BY-GAME

5 May 11 at Penguins 3-7 L  
Penguins Won Conference Semifinals 4-1

## 1997 PLAYOFFS

GAME	DATE	OPPONENT	SCORE	RESULT
1	Apr. 17	at Florida	0-3	L
2	Apr. 20	at Florida	3-0	W
3	Apr. 22	Florida	4-3	W(OT)
4	Apr. 23	Florida	3-2	W
5	Apr. 25	at Florida	3-2	W(OT)

NY Rangers Won Conference Quarterfinals 4-1

1	May 2	at New Jersey	0-2	L
2	May 4	at New Jersey	2-0	W
3	May 6	New Jersey	3-2	W
4	May 8	New Jersey	3-0	W
5	May 11	at New Jersey	2-1	W(OT)

NY Rangers Won Conference Semifinals 4-1

1	May 16	at Philadelphia	1-3	L
2	May 18	at Philadelphia	5-4	W
3	May 20	Philadelphia	3-6	L
4	May 23	Philadelphia	2-3	L
5	May 25	at Philadelphia	2-4	L

Philadelphia Won Conference Finals 4-1

## 1998 PLAYOFFS

Did not make playoffs

## 1999 PLAYOFFS

Did not make playoffs

## 2000 PLAYOFFS

Did not make playoffs

## 2001 PLAYOFFS

Did not make playoffs

## 2002 PLAYOFFS

Did not make playoffs

## 2003 PLAYOFFS

Did not make playoffs

## 2004 PLAYOFFS

Did not make playoffs

## 2006 PLAYOFFS

GAME	DATE	OPPONENT	SCORE	RESULT
1	Apr. 22	at New Jersey	1-6	L
2	Apr. 24	at New Jersey	1-4	L
3	Apr. 26	New Jersey	0-3	L
4	Apr. 29	New Jersey	2-4	L

New Jersey Won Conference Quarterfinals 4-0

## 2007 PLAYOFFS

GAME	DATE	OPPONENT	SCORE	RESULT
1	Apr. 12	at Thrashers	4-3	W
2	Apr. 14	at Thrashers	2-1	W
3	Apr. 17	Thrashers	7-0	W
4	Apr. 18	Thrashers	4-2	W

NY Rangers Won Conference Quarterfinals 4-0

1	Apr. 25	at Buffalo	2-5	L
2	Apr. 27	at Buffalo	2-3	L
3	Apr. 29	Buffalo	2-1	W(2OT)
4	May 1	Buffalo	2-1	W
5	May 4	at Buffalo	1-2	L(OT)
6	May 6	Buffalo	4-5	L

Buffalo Won Conference Semifinals 4-2

## 2008 PLAYOFFS

GAME	DATE	OPPONENT	SCORE	RESULT
1	Apr. 9	at New Jersey	4-1	W
2	Apr. 11	at New Jersey	2-1	W
3	Apr. 13	New Jersey	3-4	L(OT)
4	Apr. 16	New Jersey	5-3	W
5	Apr. 18	at New Jersey	5-3	W

NY Rangers Won Conference Quarterfinals 4-1

1	Apr. 25	at Penguins	4-5	L
2	Apr. 27	at Penguins	0-2	L
3	Apr. 29	Penguins	3-5	L
4	May 1	Penguins	3-0	W
5	May 4	at Penguins	2-3	L(OT)

Penguins Won Conference Semifinals 4-1

## 2009 PLAYOFFS

GAME	DATE	OPPONENT	SCORE	RESULT
1	Apr. 15	at Washington	4-3	W
2	Apr. 18	at Washington	1-0	W
3	Apr. 20	Washington	0-4	L
4	Apr. 22	Washington	2-1	W
5	Apr. 24	at Washington	0-4	L
6	Apr. 26	Washington	3-5	L
7	Apr. 28	at Washington	1-2	L

Washington Won Conference Quarterfinals 4-3

## 2010 PLAYOFFS

Did not make playoffs

## 2011 PLAYOFFS

GAME	DATE	OPPONENT	SCORE	RESULT
1	Apr. 13	at Washington	1-2	L(OT)
2	Apr. 15	at Washington	0-2	L
3	Apr. 17	Washington	3-2	W
4	Apr. 20	Washington	3-4	L(2OT)
5	Apr. 23	at Washington	1-3	L

Washington Won Conference Quarterfinals 4-1

## 2012 PLAYOFFS

GAME	DATE	OPPONENT	SCORE	RESULT
1	Apr. 12	Ottawa	4-2	W
2	Apr. 14	Ottawa	2-3	L(OT)
3	Apr. 16	at Ottawa	1-0	W
4	Apr. 18	at Ottawa	2-3	L(OT)
5	Apr. 21	Ottawa	0-2	L
6	Apr. 23	at Ottawa	3-2	W
7	Apr. 26	Ottawa	2-1	W

NY Rangers Won Conference Quarterfinals 4-3

1	Apr. 28	Washington	3-1	W
2	Apr. 30	Washington	2-3	L
3	May 2	at Washington	2-1	W(3OT)
4	May 5	at Washington	2-3	L
5	May 7	Washington	3-2	W(OT)
6	May 9	at Washington	1-2	L
7	May 12	Washington	2-1	W

NY Rangers Won Conference Semifinals 4-3

1	May 14	New Jersey	3-0	W
2	May 16	New Jersey	2-3	L
3	May 19	at New Jersey	3-0	W
4	May 21	at New Jersey	1-4	L
5	May 23	New Jersey	3-5	L
6	May 25	at New Jersey	2-3	L(OT)

New Jersey Won Conference Finals 4-2

## 2013 PLAYOFFS

GAME	DATE	OPPONENT	SCORE	RESULT
1	May 2	at Washington	1-3	L
2	May 4	at Washington	0-1	L(OT)
3	May 6	Washington	4-3	W
4	May 8	Washington	4-3	W
5	May 10	at Washington	1-2	L(OT)
6	May 12	Washington	1-0	W
7	May 13	at Washington	5-0	W

NY Rangers Won Conference Quarterfinals 4-3

1	May 16	at Boston	2-3	L(OT)
2	May 19	at Boston	2-5	L
3	May 21	Boston	1-2	L
4	May 23	Boston	4-3	W(OT)
5	May 25	at Boston	1-3	L

Boston Won Conference Semifinals 4-1

## 2014 PLAYOFFS

GAME	DATE	OPPONENT	SCORE	RESULT
1	Apr. 17	Philadelphia	4-1	W
2	Apr. 20	Philadelphia	2-4	L
3	Apr. 22	at Philadelphia	4-1	W
4	Apr. 25	at Philadelphia	1-2	L
5	Apr. 27	Philadelphia	4-2	W
6	Apr. 29	at Philadelphia	2-5	L
7	Apr. 30	Philadelphia	2-1	W

NY Rangers Won First Round 4-3

1	May 2	at Penguins	3-2	W(OT)
2	May 4	at Penguins	0-3	L
3	May 5	Penguins	0-2	L
4	May 7	Penguins	2-4	L
5	May 9	at Penguins	5-1	W
6	May 11	Penguins	3-1	W
7	May 13	at Penguins	2-1	W

NY Rangers Won Second Round 4-3

# RANGERS PLAYOFF RESULTS GAME-BY-GAME

1	May 17	at Canadiens	7-2	W
2	May 19	at Canadiens	3-1	W
3	May 22	Canadiens	2-3	L(OT)
4	May 25	Canadiens	3-2	W(OT)
5	May 27	at Canadiens	4-7	L
6	May 29	Canadiens	1-0	W

NY Rangers Won Conference Final 4-2

1	June 4	at Los Angeles	2-3	L(OT)
2	June 7	at Los Angeles	4-5	L(2OT)
3	June 9	Los Angeles	0-3	L
4	June 11	Los Angeles	2-1	W
5	June 13	at Los Angeles	2-3	L(2OT)

Los Angeles Won Stanley Cup Final 4-1

## 2015 PLAYOFFS

GAME	DATE	OPPONENT	SCORE	RESULT
1	Apr. 16	Penguins	2-1	W
2	Apr. 18	Penguins	3-4	L
3	Apr. 20	at Penguins	2-1	W
4	Apr. 22	at Penguins	2-1	W(OT)
5	Apr. 24	Penguins	2-1	W(OT)

NY Rangers Won First Round 4-1

1	Apr. 30	Washington	1-2	L
2	May 2	Washington	3-2	W
3	May 4	at Washington	0-1	L
4	May 6	at Washington	1-2	L
5	May 8	Washington	2-1	W(OT)
6	May 10	at Washington	4-3	W
7	May 13	Washington	2-1	W(OT)

NY Rangers Won Second Round 4-3

1	May 16	Tampa Bay	2-1	W
2	May 18	Tampa Bay	2-6	L
3	May 20	at Tampa Bay	5-6	L(OT)
4	May 22	at Tampa Bay	5-1	W
5	May 24	Tampa Bay	0-2	L
6	May 26	at Tampa Bay	7-3	W
7	May 29	Tampa Bay	0-2	L

Tampa Bay Won Conference Final 4-3

## 2016 PLAYOFFS

GAME	DATE	OPPONENT	SCORE	RESULT
1	Apr. 13	at Penguins	2-5	L
2	Apr. 16	at Penguins	4-2	W
3	Apr. 19	Penguins	1-3	L
4	Apr. 21	Penguins	0-5	L
5	Apr. 23	at Penguins	3-6	L

Penguins Won First Round 4-1

## 2017 PLAYOFFS

GAME	DATE	OPPONENT	SCORE	RESULT
1	Apr. 12	at Canadiens	2-0	W
2	Apr. 14	at Canadiens	3-4	L(OT)
3	Apr. 16	Canadiens	1-3	L
4	Apr. 18	Canadiens	2-1	W
5	Apr. 20	at Canadiens	3-2	W(OT)
6	Apr. 22	Canadiens	3-1	W

NY Rangers Won First Round 4-2

1	Apr. 27	at Ottawa	1-2	L
2	Apr. 29	at Ottawa	5-6	L(2OT)
3	May 2	Ottawa	4-1	W
4	May 4	Ottawa	4-1	W
5	May 6	at Ottawa	4-5	L(OT)
6	May 9	Ottawa	2-4	L

Ottawa Won Second Round 4-2

## 2018 PLAYOFFS

Did not make playoffs

## 2019 PLAYOFFS

Did not make playoffs

## 2020 PLAYOFFS

GAME	DATE	OPPONENT	SCORE	RESULT
1*	Aug. 1	at Carolina	2-3	L
2*	Aug. 3	at Carolina	1-4	L
3*	Aug. 4	Carolina	1-4	L

\* All games were played in Toronto  
Carolina Won Qualifying Round 3-0

## 2021 PLAYOFFS

Did not make playoffs

2022 PLAYOFFS				
GAME	DATE	OPPONENT	SCORE	RESULT
1	May 3	Pittsburgh	3-4	L(OT)
2	May 5	Pittsburgh	5-2	W
3	May 7	at Pittsburgh	4-7	L
4	May 9	at Pittsburgh	2-7	L
5	May 11	Pittsburgh	5-3	W
6	May 13	at Pittsburgh	5-3	W
7	May 15	Pittsburgh	4-3	W(OT)

NY Rangers Won First Round 4-3

1	May 18	at Carolina	1-2	L(OT)
2	May 20	at Carolina	0-2	L
3	May 22	Carolina	3-1	W
4	May 24	Carolina	4-1	W
5	May 26	at Carolina	1-3	L
6	May 28	Carolina	5-2	W
7	May 30	at Carolina	6-2	W

NY Rangers Won Second Round 4-3

1	June 1	Tampa Bay	6-2	W
2	June 3	Tampa Bay	3-2	W
3	June 5	at Tampa Bay	2-3	L
4	June 7	at Tampa Bay	1-4	L
5	June 9	Tampa Bay	1-3	L
6	June 11	at Tampa Bay	1-2	L

Tampa Bay Won Conference Final 4-2

## 2023 PLAYOFFS

GAME	DATE	OPPONENT	SCORE	RESULT
1	April 18	at New Jersey	5-1	W
2	April 20	at New Jersey	5-1	W
3	April 22	New Jersey	1-2	L(OT)
4	April 24	New Jersey	1-3	L
5	April 27	at New Jersey	0-4	L
6	April 29	New Jersey	5-2	W
7	May 1	at New Jersey	0-4	L

New Jersey Won First Round 4-3

## ALL-TIME PLAYOFF OVERTIME RESULTS

DATE	PLACE	OPPONENT	GAME/SERIES	FINAL SCORE	GOAL SCORER	TIME	SERIES WINNER
4-7-28	Mtl.	Maroons	2/F	2-1	Frank Boucher	7:05	Rangers
3-21-29	MSG	Americans	2/Q	1-0	Butch Keeling	29:50	Rangers
3-26-29	Tor.	Maple Leafs	2/S	2-1	Frank Boucher	2:05	Rangers
3-28-30	Mtl.	Canadiens	1/S	1-2	Gus Rivers	68:52	Canadiens
3-26-32	Mtl.	Canadiens	2/S	4-3	Bun Cook	59:32	Rangers
4-13-33	Tor.	Maple Leafs	4/F	1-0	Bill Cook*	7:33	Rangers
3-25-37	MSG	Maple Leafs	2/Q	2-1	Babe Pratt	13:05	Rangers
3-22-38	MSG	Americans	1/Q	1-2	Johnny Sorrell	21:25	Americans
3-27-38	MSG	Americans	3/Q	2-3	Lorne Carr	60:40	Americans
3-21-39	MSG	Bruins	1/S	1-2	Mel Hill	59:25	Bruins
3-23-39	Bos.	Bruins	2/S	2-3	Mel Hill	8:24	Bruins
3-30-39	Bos.	Bruins	5/S	2-1	Clint Smith	17:19	Bruins
4-2-39	Bos.	Bruins	7/S	1-2	Mel Hill	48:00	Bruins
4-2-40	MSG	Maple Leafs	1/F	2-1	Alf Pike	15:30	Rangers
4-11-40	Tor.	Maple Leafs	5/F	2-1	Muzz Patrick	31:43	Rangers
4-13-40	Tor.	Maple Leafs	6/F	3-2	Bryan Hextall*	2:07	Rangers
3-20-41	Det.	Red Wings	1/Q	1-2	Gus Giesebrecht	12:01	Red Wings
4-4-50	Mtl.	Canadiens	4/S	2-3	Elmer Lach	15:19	Rangers
4-18-50	Det.	Red Wings	4/F	4-3	Don Raleigh	8:34	Red Wings
4-20-50	Det.	Red Wings	5/F	2-1	Don Raleigh	1:38	Red Wings
4-23-50	Det.	Red Wings	7/F	3-4	Pete Babando*	28:31	Red Wings
3-28-57	MSG	Canadiens	2/S	4-3	Andy Heberton	13:38	Canadiens
4-4-57	Mtl.	Canadiens	5/S	3-4	Maurice Richard	1:11	Canadiens
3-27-58	MSG	Bruins	2/S	3-4	Jerry Toppazzini	4:46	Bruins
4-5-62	Tor.	Maple Leafs	5/S	2-3	Red Kelly	24:23	Maple Leafs
4-13-67	MSG	Canadiens	4/S	1-2	John Ferguson	6:28	Canadiens
4-15-71	Tor.	Maple Leafs	6/Q	2-1	Bob Nevin	9:07	Rangers
4-18-71	Chi.	Black Hawks	1/S	2-1	Pete Stenkowski	1:37	Black Hawks
4-27-71	Chi.	Black Hawks	5/S	2-3	Bobby Hull	6:35	Black Hawks
4-29-71	MSG	Black Hawks	6/S	3-2	Pete Stenkowski	41:29	Black Hawks
4-16-74	Mtl.	Canadiens	5/Q	3-2	Ron Harris	4:07	Rangers
4-28-74	MSG	Flyers	4/S	2-1	Rod Gilbert	4:20	Flyers
4-11-75	MSG	Islanders	3/P	3-4	J.P. Parise	0:11	Islanders
4-13-78	MSG	Sabres	2/P	4-3	Don Murdoch	1:37	Sabres
4-12-79	L.A.	Kings	2/P	2-1	Phil Esposito	6:11	Rangers
4-16-79	Phi.	Flyers	1/Q	2-3	Ken Linseman	0:44	Rangers
4-28-79	Nass.	Islanders	2/S	3-4	Denis Potvin	8:02	Rangers
5-3-79	MSG	Islanders	4/S	2-3	Bob Nystrom	3:40	Rangers
5-19-79	MSG	Canadiens	4/F	3-4	Serge Savard	7:25	Canadiens
4-8-80	MSG	Flames	1/P	2-1	Steve Vickers	0:33	Rangers
4-18-82	MSG	Islanders	3/DF	3-4	Bryan Trottier	3:00	Islanders
4-10-84	Nass.	Islanders	5/DSF	2-3	Ken Morrow	8:56	Islanders
4-10-85	Phi.	Flyers	1/DSF	4-5	Mark Howe	8:01	Flyers
4-17-86	Wsh.	Capitals	1/DF	4-3	Brian MacLellan	1:16	Rangers
4-23-86	MSG	Capitals	4/DF	6-5	Bob Brooke	2:40	Rangers
5-5-86	MSG	Canadiens	3/CF	3-4	Claude Lemieux	9:41	Canadiens
4-9-90	Nass.	Islanders	3/DSF	3-4	Brent Sutter	20:59	Rangers
4-25-90	Wsh.	Capitals	4/DF	3-4	Rod Langway	0:34	Capitals

QR: Qualifying Round; P: Preliminary Round; Q: Quarterfinals; FR: First Round; SR: Second Round; DSF: Division Semifinals; DF: Division Finals; CQF: Conference Quarterfinals; CSF: Conference Semifinals; CF: Conference Finals; S: Semifinals

\* Goal decided Stanley Cup.

## ALL-TIME PLAYOFF OVERTIME RESULTS

DATE	PLACE	OPPONENT	GAME/SERIES	FINAL SCORE	GOAL SCORER	TIME	SERIES WINNER
4-27-90	MSG	Capitals	5/DF	1-2	John Druce	6:48	Capitals
4-11-91	MSG	Capitals	5/DSF	4-5	Dino Ciccarelli	6:44	Capitals
5-7-92	Pit.	Penguins	3/DF	6-5	Kris King	1:29	Penguins
5-9-92	Pit.	Penguins	4/DF	4-5	Ron Francis	2:47	Penguins
5-15-94	MSG	Devils	1/CF	3-4	Stephane Richer	35:23	Rangers
5-19-94	N.J.	Devils	3/CF	3-2	Stephane Matteau	26:13	Rangers
5-27-94	MSG	Devils	7/CF	2-1	Stephane Matteau	24:24	Rangers
5-31-94	MSG	Canucks	1/F	2-3	Greg Adams	19:26	Rangers
5-12-95	MSG	Nordiques	4/CQF	3-2	Steve Larmner	8:09	Rangers
5-21-95	Phi.	Flyers	1/CSF	4-5	Eric Desjardins	7:03	Flyers
5-22-95	Phi.	Flyers	2/CSF	3-4	Kevin Haller	0:25	Flyers
4-16-96	MSG	Canadiens	1/CQF	2-3	Vincent Damphousse	5:04	Rangers
4-22-97	MSG	Panthers	3/CQF	4-3	Esa Tikkanen	16:29	Rangers
4-25-97	Fla.	Panthers	5/CQF	3-2	Esa Tikkanen	12:02	Rangers
5-11-97	N.J.	Devils	5/CSF	2-1	Adam Graves	14:08	Rangers
4-29-07	MSG	Sabres	3/CSF	2-1	Michal Rozsival	36:43	Sabres
5-4-07	Buf.	Sabres	5/CSF	1-2	Maxim Afinogenov	4:39	Sabres
4-13-08	MSG	Devils	3/CQF	3-4	John Madden	6:01	Rangers
5-4-08	Pit.	Penguins	5/CSF	2-3	Marian Hossa	7:10	Penguins
4-13-11	Wsh.	Capitals	1/CQF	1-2	Alexander Semin	18:24	Capitals
4-20-11	MSG	Capitals	4/CQF	3-4	Jason Chimera	32:36	Capitals
4-14-12	MSG	Senators	2/CQF	2-3	Chris Neil	1:17	Rangers
4-18-12	Ott.	Senators	4/CQF	2-3	Kyle Turris	2:42	Rangers
5-2-12	Wsh.	Capitals	3/CSF	2-1	Marian Gaborik	54:41	Rangers
5-7-12	MSG	Capitals	5/CSF	3-2	Marc Staal	1:35	Rangers
5-25-12	N.J.	Devils	6/CF	2-3	Adam Henrique	1:03	Devils
5-4-13	Wsh.	Capitals	2/CQF	0-1	Mike Green	8:00	Rangers
5-10-13	Wsh.	Capitals	5/CQF	1-2	Mike Ribeiro	9:24	Rangers
5-16-13	Bos.	Bruins	1/CSF	2-3	Brad Marchand	15:40	Bruins
5-23-13	MSG	Bruins	4/CSF	4-3	Chris Kreider	7:03	Bruins
5-2-14	Pit.	Penguins	1/SR	3-2	Derick Brassard	3:06	Rangers
5-22-14	MSG	Canadiens	3/CF	2-3	Alex Galchenyuk	1:12	Rangers
5-25-14	MSG	Canadiens	4/CF	3-2	Martin St. Louis	6:02	Rangers
6-4-14	L.A.	Kings	1/F	2-3	Justin Williams	4:36	Kings
6-7-14	L.A.	Kings	2/F	4-5	Dustin Brown	30:26	Kings
6-13-14	L.A.	Kings	5/F	2-3	Alec Martinez*	34:43	Kings
4-22-15	Pit.	Penguins	4/FR	2-1	Kevin Hayes	3:14	Rangers
4-24-15	MSG	Penguins	5/FR	2-1	Carl Hagelin	10:52	Rangers
5-8-15	MSG	Capitals	5/SR	2-1	Ryan McDonagh	9:37	Rangers
5-13-15	MSG	Capitals	7/SR	2-1	Derek Stepan	11:24	Rangers
5-20-15	T.B.	Lightning	3/CF	5-6	Nikita Kucherov	3:33	Lightning
4-14-17	Mtl.	Canadiens	2/FR	3-4	Alexander Radulov	18:34	Rangers
4-20-17	Mtl.	Canadiens	5/FR	3-2	Mika Zibanejad	14:22	Rangers
4-29-17	Ott.	Senators	2/SR	5-6	Jean-Gabriel Pageau	22:54	Senators
5-6-17	Ott.	Senators	5/SR	4-5	Kyle Turris	6:28	Senators
5-3-22	MSG	Penguins	1/FR	3-4	Evgeni Malkin	45:58	Rangers
5-15-22	MSG	Penguins	7/FR	4-3	Artemi Panarin	4:46	Rangers
5-18-22	Car.	Hurricanes	1/SR	1-2	Ian Cole	3:12	Rangers
4-22-23	MSG	Devils	3/FR	1-2	Dougie Hamilton	11:36	Devils

QR: Qualifying Round; P: Preliminary Round; Q: Quarterfinals; FR: First Round; SR: Second Round; DSF: Division Semifinals; DF: Division Finals; CQF: Conference Quarterfinals; CSF: Conference Semifinals; CF: Conference Finals; S: Semifinals; F: Finals

\* Goal decided Stanley Cup.

## ALL-TIME PLAYOFF SCORING LIST

	NAME & POSITION	GP	G	A	PTS	PIM
1	Brian Leetch (D)	82	28	61	89	30
2	Mark Messier (C)	70	29	51	80	69
3	Rod Gilbert (RW)	79	34	33	67	43
4	<b>Chris Kreider (LW)</b>	<b>107</b>	<b>40</b>	<b>24</b>	<b>64</b>	<b>78</b>
5	Don Maloney (LW)	85	22	35	57	91
6	Walt Tkaczuk (C)	93	19	32	51	119
7	Steve Vickers (LW)	68	24	25	49	58
8	Derek Stepan (C)	97	19	30	49	24
9	Ron Greschner (D)	84	17	32	49	106
10	Ron Duguay (C)	69	28	19	47	103
11	Anders Hedberg (RW)	58	22	24	46	31
12	Adam Graves (LW)	68	28	16	44	70
13	Brad Park (D)	64	12	32	44	129
14	Derick Brassard (C)	59	18	26	44	30
15	Jean Ratelle (C)	65	9	33	42	12
16	Vic Hadfield (LW)	62	22	19	41	106
17	Ryan McDonagh (D)	96	10	31	41	49
18	<b>Mika Zibanejad (C)</b>	<b>42</b>	<b>14</b>	<b>25</b>	<b>39</b>	<b>10</b>
19	Alex Kovalev (RW)	44	16	23	39	42
20	Rick Nash (LW)	73	14	24	38	20
21	Pete Stelmowski (C)	55	18	18	36	75
22	Frank Boucher (C)	54	16	20	36	12
23	Bill Fairbairn (RW)	51	13	21	34	42
24	Dan Girardi (D)	122	6	27	33	36
25	Barry Beck (D)	49	10	22	32	77
26	<b>Adam Fox (D)</b>	<b>30</b>	<b>5</b>	<b>26</b>	<b>31</b>	<b>20</b>
27	Mats Zuccarello (RW)	60	11	20	31	46
28	Bobby Rousseau (RW)	38	9	22	31	15
29	James Patrick (D)	63	5	26	31	62
30	Sergei Zubov (D)	32	8	22	30	2
31	Brad Richards (C)	55	12	16	28	14
32	Ted Irvine (LW)	60	10	18	28	102
33	Reijo Ruotsalainen (D)	43	11	16	27	22
34	Phil Esposito (C)	30	11	16	27	33
35	Jaromir Jagr (RW)	23	10	17	27	26
36	Phil Watson (RW)	45	7	20	27	51
37	Mike Gartner (RW)	29	14	12	26	16
38	Pierre Larouche (C)	27	14	12	26	6
39	Carl Hagelin (LW)	73	12	14	26	39
40	Neil Colville (C)	45	7	19	26	32
41	Ryan Callahan (RW)	59	14	10	24	38
42	Bill Cook (RW)	46	13	11	24	70
43	Alex Shibicky (RW)	39	12	12	24	12
44	Bruce MacGregor (C)	51	10	14	24	10
45	Dave Maloney (D)	48	7	17	24	91
46	Mark Pavelich (C)	23	7	17	24	14
47	Eddie Johnstone (RW)	53	13	10	23	83
49	Butch Keeling (LW)	47	12	11	23	34
50	Cecil Dillon (RW)	38	13	9	22	14
51	Martin St. Louis (RW)	44	9	13	22	6
52	Ulf Nilsson (C)	25	8	14	22	27
53	Sergei Nemchinov (LW)	52	7	15	22	18
54	Dale Rolfe (D)	50	5	17	22	59

**Bold = Active Rangers**



## ALL-TIME PLAYOFF LEADERS

GAMES PLAYED	
PLAYER	TOTAL
Dan Girardi (D)	122
Chris Kreider (LW)	107
Marc Staal (D)	107
Derek Stepan (C)	97
Ryan McDonagh (D)	96
Walt Tkaczuk (C)	93
Don Maloney (LW)	85
Ron Greschner (D)	84
Brian Leetch (D)	82
Rod Gilbert (RW)	79
Carl Hagelin (LW)	73
Rick Nash (LW)	73
Mark Messier (C)	70
Jeff Beukeboom (D)	70
Ron Duguay (C)	69

GOALS	
Chris Kreider (LW)	40
Rod Gilbert (RW)	34
Mark Messier (C)	29
Adam Graves (LW)	28
Ron Duguay (C)	28
Brian Leetch (D)	28
Steve Vickers (LW)	24
Anders Hedberg (RW)	22
Vic Hadfield (LW)	22
Don Maloney (LW)	22
Walt Tkaczuk (C)	19
Derek Stepan (C)	19
Pete Stelmowski (C)	18
Derick Brassard (C)	18
Ron Greschner (D)	17

ASSISTS	
Brian Leetch (D)	61
Mark Messier (C)	51
Don Maloney (LW)	35
Jean Ratelle (C)	33
Rod Gilbert (RW)	33
Brad Park (D)	32
Ron Greschner (D)	32
Walt Tkaczuk (C)	32
Ryan McDonagh (D)	31
Derek Stepan (C)	30
Dan Girardi (D)	27
Adam Fox (D)	26
James Patrick (D)	26
Derick Brassard (C)	26
Steve Vickers (LW)	25
Mika Zibanejad (C)	25

PENALTY MINUTES	
Ching Johnson (D)	150
Jeff Beukeboom (D)	147
Ed Hospodar (D)	135
Brad Park (D)	129
Walt Tkaczuk (C)	119
Ron Greschner (D)	106
Vic Hadfield (LW)	106
Ron Duguay (C)	103
Ted Irvine (LW)	102
Troy Mallette (LW)	99
Mark Hardy (D)	94
Mike Allison (RW)	92
Don Maloney (LW)	91
Dave Maloney (D)	91
Joey Kocur (RW)	84
Eddie Johnstone (RW)	83
Kris King (LW)	80

GOALS BY A DEFENSEMAN	
PLAYER	TOTAL
Brian Leetch	28
Ron Greschner	17
Brad Park	12
Reijo Ruotsalainen	11
Barry Beck	10
Ryan McDonagh	10
Babe Pratt	9
Sergei Zubov	8
Dave Maloney	7
Marc Staal	7
Dan Girardi	6
Ott Heller	6

ASSISTS BY A DEFENSEMAN	
Brian Leetch	61
Brad Park	32
Ron Greschner	32
Ryan McDonagh	31
Dan Girardi	27
James Patrick	26
Adam Fox	26
Barry Beck	22
Sergei Zubov	22

POINTS BY A DEFENSEMAN	
Brian Leetch	89
Ron Greschner	49
Brad Park	44
Ryan McDonagh	41
Dan Girardi	33
Barry Beck	32
James Patrick	31
Adam Fox	31
Sergei Zubov	30
Reijo Ruotsalainen	27
Dave Maloney	24
Dale Rolfe	22

WINS	
Henrik Lundqvist	61
Mike Richter	41
Ed Giacomin	29
Dave Kerr	17
John Davidson	16
John Vanbiesbrouck	13
Igor Shesterkin	13
Ed Mio	9
Chuck Rayner	9
John Ross Roach	9
Steve Baker	7
Andy Aitkenhead	6
Gilles Villemure	5
Gump Worsley	5

SHUTOUTS	
Henrik Lundqvist	10
Mike Richter	9
Dave Kerr	7
John Ross Roach	5
Andy Aitkenhead	3

APPEARANCES	
Henrik Lundqvist	130
Mike Richter	76
Ed Giacomin	65
John Vanbiesbrouck	38
Dave Kerr	32
John Davidson	30
Igor Shesterkin	28

## SINGLE SEASON PLAYOFF LEADERS

GOALS		
PLAYER	YEAR	TOTAL
Mark Messier	1993-94	12
Brian Leetch	1993-94	11
Mika Zibanejad	2021-22	10
Chris Kreider	2021-22	10
Adam Graves	1993-94	10
Wayne Gretzky	1996-97	10
Steve Larmer	1993-94	9
Alex Kovalev	1993-94	9
Esa Tikkanen	1996-97	9
Derrick Brassard	2014-15	9
Cecil Dillon	1932-33	8
Vic Hadfield	1970-71	8
Phil Esposito	1978-79	8
Ron Duguay	1980-81	8
Anders Hedberg	1980-81	8
Ulf Nilsson	1980-81	8
Pierre Larouche	1985-86	8
Mike Gartner	1991-92	8
Martin St. Louis	2013-14	8

ASSISTS		
PLAYER	YEAR	TOTAL
Brian Leetch	1993-94	23
Adam Fox	2021-22	18
Mark Messier	1993-94	18
Mika Zibanejad	2021-22	14
Sergei Zubov	1993-94	14
Don Maloney	1978-79	13
Ryan McDonagh	2013-14	13
Phil Esposito	1978-79	12
Alex Kovalev	1993-94	12
Bobby Rousseau	1971-72	11
Mike McEwen	1978-79	11
Brian Leetch	1991-92	11

POINTS		
PLAYER	YEAR	TOTAL
Brian Leetch	1993-94	34
Mark Messier	1993-94	30
Mika Zibanejad	2021-22	24
Adam Fox	2021-22	23
Alex Kovalev	1993-94	21
Don Maloney	1978-79	20
Phil Esposito	1978-79	20
Wayne Gretzky	1996-97	20
Sergei Zubov	1993-94	19
Bobby Rousseau	1971-72	17
Ron Duguay	1980-81	17
Pierre Larouche	1985-86	17
Adam Graves	1993-94	17
Ryan McDonagh	2013-14	17

PENALTY MINUTES		
PLAYER	YEAR	TOTAL
Ed Hospodar	1980-81	93
Troy Mallette	1989-90	81
Chris Kotsopoulos	1980-81	63
Jeff Beukeboom	1993-94	50
Jeff Beukeboom	1991-92	47
Ching Johnson	1927-28	46
Vic Hadfield	1970-71	46
Gary Doak	1971-72	46
Larry Melnyk	1985-86	46
Dave Maloney	1978-79	45
Wilf Paiement	1985-86	45

POWER PLAY GOALS		
PLAYER	YEAR	TOTAL
Mika Zibanejad	2021-22	6
Adam Graves	1995-96	6
Chris Kreider	2022-23	5
Alex Kovalev	1993-94	5

SHORTHANDED GOALS		
PLAYER	YEAR	TOTAL
Cecil Dillon	1932-33	3
Mac Colville	1939-40	2
Bob Brooke	1985-86	2
Mark Messier	1991-92	2
Carl Hagelin	2013-14	2

GOALS BY A ROOKIE		
PLAYER	YEAR	TOTAL
Don Maloney	1978-79	7
Mike Ridley	1985-86	6
Steve Vickers	1972-73	5
Lance Nethery	1980-81	5
Chris Kreider	2011-12	5
Chris Kreider	2013-14	5
Reijo Ruotsalainen	1981-82	4
Niklas Sundstrom	1995-96	4
Brandon Dubinsky	2007-08	4
Brady Skjei	2016-17	4

POINTS BY A ROOKIE		
PLAYER	YEAR	TOTAL
Don Maloney	1978-79	20
Mike Ridley	1985-86	14
Chris Kreider	2013-14	13
Steve Vickers	1972-73	9
Reijo Ruotsalainen	1981-82	9
Tony Amonte	1991-92	9
Lance Nethery	1980-81	8
Peter Wallin	1980-81	8
Brandon Dubinsky	2007-08	8
Mikko Leimonen	1981-82	7
Kelly Miller	1985-86	7
Darren Turcotte	1989-90	7
Niklas Sundstrom	1995-96	7
Chris Kreider	2011-12	7
Kevin Hayes	2014-15	7

GOALS BY A DEFENSEMAN		
PLAYER	YEAR	TOTAL
Brian Leetch	1993-94	11
Ron Greschner	1978-79	7
Brian Leetch	1994-95	6
Adam Fox	2021-22	5
Barry Beck	1980-81	5
Sergei Zubov	1993-94	5
Brad Park	1971-72	4
Dale Rolfe	1971-72	4
Brad Park	1973-74	4
Ron Greschner	1980-81	4
Reijo Ruotsalainen	1981-82	4
Reijo Ruotsalainen	1982-83	4
Brian Leetch	1991-92	4
Ryan McDonagh	2013-14	4
Brady Skjei	2016-17	4

POINTS BY A DEFENSEMAN		
PLAYER	YEAR	TOTAL
Brian Leetch	1993-94	34
Adam Fox	2021-22	23
Sergei Zubov	1993-94	19
Ryan McDonagh	2013-14	17
Brian Leetch	1991-92	15
Brian Leetch	1994-95	14
Mike McEwen	1978-79	13
Barry Beck	1980-81	13
Brad Park	1973-74	12
Ron Greschner	1978-79	12
Ron Greschner	1980-81	12
Dan Girardi	2011-12	12

WINS		
PLAYER	YEAR	TOTAL
Mike Richter	1993-94	16
Henrik Lundqvist	2013-14	13
John Davidson	1978-79	11
Henrik Lundqvist	2014-15	11
Igor Shesterkin	2021-22	10
Henrik Lundqvist	2011-12	10
Mike Richter	1996-97	9
Dave Kerr	1939-40	8
John Vanbiesbrouck	1985-86	8
Chuck Rayner	1949-50	7
Ed Giacomin	1970-71	7
Ed Giacomin	1973-74	7
Steve Baker	1980-81	7

SHUTOUTS		
PLAYER	YEAR	TOTAL
Dave Kerr	1936-37	4
Mike Richter	1993-94	4
John Ross Roach	1928-29	3
Dave Kerr	1939-40	3
Mike Richter	1996-97	3
Henrik Lundqvist	2011-12	3

APPEARANCES		
PLAYER	YEAR	TOTAL
Henrik Lundqvist	2013-14	25
Mike Richter	1993-94	23
Igor Shesterkin	2021-22	20
Henrik Lundqvist	2011-12	20
Henrik Lundqvist	2014-15	19
John Davidson	1978-79	18
John Vanbiesbrouck	1985-86	16
Mike Richter	1996-97	15
Steve Baker	1980-81	14
Ed Giacomin	1973-74	13
Dave Kerr	1939-40	12
Chuck Rayner	1949-50	12
Ed Giacomin	1970-71	12
Henrik Lundqvist	2012-13	12
Henrik Lundqvist	2016-17	12
Mike Richter	1995-96	11

STANLEY CUP WINNING GOALS

BY RANGERS		
YEAR	PLAYER, OPPONENT	LOCATION
1928	Frank Boucher vs. Montreal Maroons	at Montreal
1933	Bill Cook vs. Toronto Maple Leafs	at Toronto
1940	Bryan Hextall vs. Toronto Maple Leafs	at Toronto
1994	Mark Messier vs. Vancouver Canucks	at Madison Square Garden

AGAINST RANGERS		
YEAR	PLAYER, TEAM	LOCATION
1929	Bill Carson – Boston Bruins	at Madison Square Garden
1932	Ace Bailey – Toronto Maple Leafs	at Toronto
1937	Marty Barry – Detroit Red Wings	at Detroit
1950	Pete Babando – Detroit Red Wings	at Detroit
1972	Bobby Orr – Boston Bruins	at Madison Square Garden
1979	Jacques Lemaire – Montreal Canadiens	at Montreal
2014	Alec Martinez – Los Angeles Kings	at Los Angeles

ALL-TIME PLAYOFF HAT TRICKS

Frank Boucher	vs. Toronto, 4/9/32 at Toronto, Finals Game 3, 6-4 Maple Leafs, Opposing Goalie: Lorne Chabot.
Bryan Hextall	vs. Toronto, 4/3/40 at New York, Finals Game 2, 6-2 Rangers, Opposing Goalie: Turk Broda.
Pentti Lund	vs. Montreal, 4/2/50 at New York, Semifinals Game 3, 4-1 Rangers, Opposing Goalie: Bill Durnan.
Vic Hadfield	vs. Chicago, 4/22/71 at New York, Semifinals Game 3, 4-1 Rangers, Opposing Goalie: Tony Esposito.
Steve Vickers	vs. Boston, 4/10/73 at Boston, Quarterfinals Game 5, 6-3 Rangers, Opposing Goalies: Ross Brooks & Eddie Johnston.
Ron Duguay	vs. Philadelphia, 4/20/80 at New York, Quarterfinals Game 4, 4-2 Rangers, Opposing Goalie: Pete Peeters.
Mike Gartner	vs. Islanders, 4/13/90 at New York, Division Semifinals Game 5, 6-5 Rangers, Opposing Goalies: Mark Fitzpatrick and Glenn Healy.
Bernie Nicholls	vs. Washington, 4/19/90 at New York, Division Finals Game 1, 7-3 Rangers, Opposing Goalie: Mike Liut.
Mike Gartner	vs. New Jersey, 4/27/92 at New York, Division Semifinals Game 5, 8-5 Rangers, Opposing Goalie: Chris Terreri.
Mark Messier	vs. New Jersey, 5/25/94 at New Jersey, Conference Finals Game 6, 4-2 Rangers, Opposing Goalie: Martin Brodeur (Empty Net).
Brian Leetch	vs. Philadelphia, 5/22/95 at Philadelphia, Conference Semifinals Game 2, 4-3 Flyers, Opposing Goalie: Ron Hextall.
Wayne Gretzky	vs. Florida, 4/23/97 at New York, Conference Quarterfinals Game 4, 3-2 Rangers, Opposing Goalie: John Vanbiesbrouck.
Wayne Gretzky	vs. Philadelphia, 5/18/97 at Philadelphia, Conference Finals Game 2, 5-4 Rangers, Opposing Goalie: Garth Snow.
Michael Nylander	vs. Atlanta, 4/17/07 at New York, Conference Quarterfinals Game 3, 7-0 Rangers, Opposing Goalie: Kari Lehtonen.
Derick Brassard	vs. Tampa Bay, 5/26/15 at Tampa Bay, Conference Final Game 6, 7-3 Rangers, Opposing Goalie: Ben Bishop (Empty Net).

ALL-TIME PLAYOFF HAT TRICKS AGAINST

Busher Jackson	4/5/32 at New York, Finals Game 1, 6-4 Maple Leafs, Goalie: John Ross Roach.
Maurice Richard	3/20/56 at Montreal, Semifinals Game 1, 7-1 Canadiens, Goalie: Gump Worsley.
Bernie Geoffrion	3/30/57 at Montreal, Semifinals Game 3, 8-3 Canadiens, Goalie: Gump Worsley.
Jerry Toppazzini	4/5/58 at Boston, Semifinals Game 6, 8-2 Boston, Goalie: Gump Worsley.
Phil Esposito	4/8/70 at Boston, Quarterfinals Game 1, 8-2 Boston, Goalie: Ed Giacomin.
Ken Hodge	4/30/72 at Boston, Finals Game 1, 6-5 Boston, Goalie: Ed Giacomin.
Yvan Cournoyer	4/11/74 at Montreal, Quarterfinals Game 2, 4-1 Canadiens, Goalie: Ed Giacomin.
Duane Sutter	4/15/83 at Long Island, Division Finals Game 2, 5-0 Islanders, Goalie: Glen Hanlon.
Tim Kerr	4/13/85 at New York, Division Semifinals Game 3, 6-5 Flyers, Goalie: Glen Hanlon.
Peter Zezel	4/13/86 at New York, Division Semifinals Game 4, 7-1 Flyers, Goalie: John Vanbiesbrouck.
John Druce	4/21/90 at New York, Division Finals Game 2, 6-3 Capitals, Goalie: John Vanbiesbrouck (Empty Net).
Ron Francis	5/9/92 at Pittsburgh, Division Finals Game 4, 5-4 Penguins, Goalies: John Vanbiesbrouck & Mike Richter.
Joe Sakic	5/6/95 at Quebec, Conference Quarterfinals Game 1, 5-4 Nordiques, Goalie: Mike Richter.
John LeClair	5/21/95 at Philadelphia, Conference Semifinals Game 1, 5-4 Flyers, Goalie: Mike Richter.
Jaromir Jagr	5/11/96 at Pittsburgh, Conference Semifinals Game 5, 7-3 Penguins, Goalie: Mike Richter.
Mario Lemieux	5/11/96 at Pittsburgh, Conference Semifinals Game 5, 7-3 Penguins, Goalie: Mike Richter.
Eric Lindros	5/20/97 at New York, Conference Finals Game 3, 6-3 Flyers, Goalie: Mike Richter (Empty Net).
John Madden	4/24/06 at New Jersey, Conference Quarterfinals Game 2, 4-1 Devils, Goalie: Kevin Weekes.
Wayne Simmonds	4/29/14 at Philadelphia, First Round Game 6, 5-2 Flyers, Goalie: Henrik Lundqvist.
Rene Bourque	5/27/14 at Montreal, Conference Final Game 5, 7-4 Canadiens, Goalies: Henrik Lundqvist & Cam Talbot.
Tyler Johnson	5/18/15 at New York, Conference Final Game 2, 6-2 Lightning, Goalie: Henrik Lundqvist.
Patric Hornqvist	4/13/16 at Pittsburgh, First Round Game 1, 5-2 Penguins, Goalies: Henrik Lundqvist & Antti Raanta (Empty Net).
Jean-Gabriel Pageau	4/29/17 at Ottawa, Second Round Game 2, 6-5 Senators, Goalie: Henrik Lundqvist.
Andrei Svechnikov	8/3/20 at Carolina*, Qualifying Round Game 2, 4-1 Hurricanes, Goalie: Henrik Lundqvist

\*game played in Toronto

ALL-TIME PLAYOFF GAMES WHEN FACING ELIMINATION

DATE	OPPONENT	GAME/SERIES	SERIES RECORD	SCORE	RESULT
1927 PLAYOFFS					
4/4/27	BOS	2/S^	0-0*	1-3	L
1928 PLAYOFFS					
3/29/28	PIR	2/Q	4-0*	2-4	W
4/3/28	at BOS	2/S^	1-1*	4-1	W
4/12/28	at MMR	4/F	1-2	1-0	W
4/14/28	at MMR	5/F	2-2	2-1	W
1929 PLAYOFFS					
3/21/29	NYA	2/Q^	0-0*	1-0 (2OT)	W
3/29/29	BOS	2/F	0-1	1-2	L
1930 PLAYOFFS					
3/23/30	SEN	2/Q^	1-1*	5-2	W
3/30/30	MTL	2/S	0-1	0-2	L
1931 PLAYOFFS					
3/26/31	at MMR	2/Q	5-1*	3-0	W
3/31/31	CHI	2/S	0-2*	0-1	L
1932 PLAYOFFS					
4/9/32	at TOR	3/F	0-2	4-6	L
1933 PLAYOFFS					
3/28/33	at MTL	2/Q	5-2*	3-3	W
4/2/33	at DET	2/S	2-0*	4-3	W
1934 PLAYOFFS					
3/25/34	MMR	2/Q^	0-0*	1-2	L
1935 PLAYOFFS					
3/26/35	at MTL	2/Q	2-1*	4-4	W
3/30/35	at MMR	2/S	1-2*	3-3	L
1937 PLAYOFFS					
4/15/37	at DET	5/F	2-2	0-3	L
1938 PLAYOFFS					
3/24/38	at NYA	2/Q	0-1	4-3	W
3/27/38	NYA	3/Q	1-1	2-3 (4OT)	L
1939 PLAYOFFS					
3/28/39	BOS	4/S	0-3	2-1	W
3/30/39	at BOS	5/S	1-3	2-1 (OT)	W
4/1/39	BOS	6/S	2-3	3-1	W
4/2/39	at BOS	7/S	3-3	1-2 (3OT)	L
1940 PLAYOFFS					
No games facing elimination					
1941 PLAYOFFS					
3/23/41	DET	2/Q	0-1	3-1	W
3/25/41	at DET	3/Q	1-1	2-3	L
1942 PLAYOFFS					
3/29/42	TOR	5/S	1-3	3-1	W
3/31/42	at TOR	6/S	2-3	2-3	L
1948 PLAYOFFS					
4/4/48	DET	6/S	2-3	2-4	L
1950 PLAYOFFS					
4/23/50	at DET	7/F	3-3	3-4 (2OT)	L
1956 PLAYOFFS					
3/27/56	at MTL	5/S	1-3	0-7	L
1957 PLAYOFFS					
4/4/57	at MTL	5/S	1-3	3-4 (OT)	L

QR: Qualifying Round; P: Preliminary Round; Q: Quarterfinals; FR: First Round; SR: Second Round; DSF: Division Semifinals; DF: Division Finals; CQF: Conference Quarterfinals; CSF: Conference Semifinals; CF: Conference Finals; S: Semifinals; F: Finals

Note - Game 2 of a total-goals series is considered an elimination game and a winner-take-all game. For total-goals series, the "result" refers to the series result and whether the Rangers advanced to the next round rather than the result of Game 2

\* the score of Game 1 (and entering Game 2) of a two-game total-goals series

^ Game 2 of a two-game total-goals series began with the score tied following Game 1

## ALL-TIME PLAYOFF GAMES WHEN FACING ELIMINATION

DATE	OPPONENT	GAME/SERIES	SERIES RECORD	SCORE	RESULT
1958 PLAYOFFS					
4/5/58	at BOS	6/S	2-3	2-8	L
1962 PLAYOFFS					
4/7/62	at TOR	6/S	2-3	1-7	L
1967 PLAYOFFS					
4/13/67	MTL	4/S	0-3	1-2 (OT)	L
1968 PLAYOFFS					
4/16/68	at CHI	6/Q	2-3	1-4	L
1969 PLAYOFFS					
4/6/69	MTL	4/Q	0-3	3-4	L
1970 PLAYOFFS					
4/16/70	BOS	6/Q	2-3	1-4	L
1971 PLAYOFFS					
4/29/71	CHI	6/S	2-3	3-2 (3OT)	W
5/2/71	at CHI	7/S	3-3	2-4	L
1972 PLAYOFFS					
5/9/72	at BOS	5/F	1-3	3-2	W
5/11/72	BOS	6/F	2-3	0-3	L
1973 PLAYOFFS					
4/24/73	at CHI	5/S	1-3	1-4	L
1974 PLAYOFFS					
5/2/74	PHI	6/S	2-3	4-1	W
5/5/74	at PHI	7/S	3-3	3-4	L
1975 PLAYOFFS					
4/10/75	at NYI	2/P	0-1	8-3	W
4/11/75	NYI	3/P	1-1	3-4 (OT)	L
1978 PLAYOFFS					
4/13/78	BUF	2/P	0-1	4-3 (OT)	W
4/15/78	at BUF	3/P	1-1	1-4	L
1979 PLAYOFFS					
5/21/79	at MTL	5/F	1-3	1-4	L
1980 PLAYOFFS					
4/20/80	PHI	4/Q	0-3	4-2	W
4/22/80	at PHI	5/Q	1-3	1-3	L
1981 PLAYOFFS					
5/5/81	NYI	4/S	0-3	2-5	L
1982 PLAYOFFS					
4/21/82	at NYI	5/DF	1-3	4-2	W
4/23/82	NYI	6/DF	2-3	3-5	L
1983 PLAYOFFS					
4/22/83	NYI	6/DF	2-3	2-5	L
1984 PLAYOFFS					
4/10/84	at NYI	5/DSF	2-2	2-3 (OT)	L
1985 PLAYOFFS					
4/13/85	PHI	3/DSF	0-2	5-6	L
1986 PLAYOFFS					
4/15/86	at PHI	5/DSF	2-2	5-2	W
5/7/86	MTL	4/CF	0-3	2-0	W
5/9/86	at MTL	5/CF	1-3	1-3	L
1987 PLAYOFFS					
4/16/87	PHI	6/DSF	2-3	0-5	L

QR: Qualifying Round; P: Preliminary Round; Q: Quarterfinals; FR: First Round; SR: Second Round; DSF: Division Semifinals; DF: Division Finals; CQF: Conference Quarterfinals; CSF: Conference Semifinals; CF: Conference Finals; S: Semifinals; F: Finals

Note - Game 2 of a total-goals series is considered an elimination game and a winner-take-all game

\* the score of Game 1 (and entering Game 2) of a two-game total-goals series

^ Game 2 of a two-game total-goals series began with the score tied following Game 1

ALL-TIME PLAYOFF GAMES WHEN FACING ELIMINATION

DATE	OPPONENT	GAME/SERIES	SERIES RECORD	SCORE	RESULT
1989 PLAYOFFS					
4/9/89	PIT	4/DSF	0-3	3-4	L
1990 PLAYOFFS					
4/27/90	WSH	5/DF	1-3	1-2 (OT)	L
1991 PLAYOFFS					
4/13/91	at WSH	6/DSF	2-3	2-4	L
1992 PLAYOFFS					
5/1/92	NJD	7/DSF	3-3	8-4	W
5/13/92	at PIT	6/DF	2-3	1-5	L
1994 PLAYOFFS					
5/25/94	at NJD	6/CF	2-3	4-2	W
5/27/94	NJD	7/CF	3-3	2-1 (2OT)	W
6/14/94	VAN	7/F	3-3	3-2	W
1995 PLAYOFFS					
5/26/95	PHI	4/CSF	0-3	1-4	L
1996 PLAYOFFS					
5/11/96	at PIT	5/CSF	1-3	3-7	L
1997 PLAYOFFS					
5/25/97	at PHI	5/CF	1-3	2-4	L
2006 PLAYOFFS					
4/29/06	NJD	4/CQF	0-3	2-4	L
2007 PLAYOFFS					
5/6/07	BUF	6/CSF	2-3	4-5	L
2008 PLAYOFFS					
5/1/08	PIT	4/CSF	0-3	3-0	W
5/4/08	at PIT	5/CSF	1-3	2-3 (OT)	L
2009 PLAYOFFS					
4/28/09	at WSH	7/CQF	3-3	1-2	L
2011 PLAYOFFS					
4/23/11	at WSH	5/CQF	1-3	1-3	L

QR: Qualifying Round; P: Preliminary Round; Q: Quarterfinals; FR: First Round; SR: Second Round; DSF: Division Semifinals; DF: Division Finals; CQF: Conference Quarterfinals; CSF: Conference Semifinals; CF: Conference Finals; S: Semifinals; F: Finals

Note - Game 2 of a total-goals series is considered an elimination game and a winner-take-all game  
\* the score of Game 1 (and entering Game 2) of a two-game total-goals series

^ Game 2 of a two-game total-goals series began with the score tied following Game 1

## ALL-TIME PLAYOFF GAMES WHEN FACING ELIMINATION

DATE	OPPONENT	GAME/SERIES	SERIES RECORD	SCORE	RESULT
2012 PLAYOFFS					
4/23/12	at OTT	6/CQF	2-3	3-2	W
4/26/12	OTT	7/CQF	3-3	2-1	W
5/12/12	WSH	7/CSF	3-3	2-1	W
5/25/12	at NJD	6/CF	2-3	2-3 (OT)	L
2013 PLAYOFFS					
5/12/13	WSH	6/CQF	2-3	1-0	W
5/13/13	at WSH	7/CQF	3-3	5-0	W
5/23/13	BOS	4/CSF	0-3	4-3 (OT)	W
5/25/13	at BOS	5/CSF	1-3	1-3	L
2014 PLAYOFFS					
4/30/14	PHI	7/FR	3-3	2-1	W
5/9/14	at PIT	5/SR	1-3	5-1	W
5/11/14	PIT	6/SR	2-3	3-1	W
5/13/14	at PIT	7/SR	3-3	2-1	W
6/11/14	LAK	4/F	0-3	2-1	W
6/13/14	at LAK	5/F	1-3	2-3 (2OT)	L
2015 PLAYOFFS					
5/8/15	WSH	5/SR	1-3	2-1 (OT)	W
5/10/15	at WSH	6/SR	2-3	4-3	W
5/13/15	WSH	7/SR	3-3	2-1 (OT)	W
5/26/15	at TBL	6/CF	2-3	7-3	W
5/29/15	TBL	7/CF	3-3	0-2	L
2016 PLAYOFFS					
4/23/16	at PIT	5/FR	1-3	3-6	L
2017 PLAYOFFS					
5/9/17	OTT	6/SR	2-3	2-4	L
2020 PLAYOFFS					
8/4/20	CAR	3/QR	0-2	1-4	L
<i>Note - game was played in Toronto</i>					
2022 PLAYOFFS					
5/11/22	PIT	5/FR	1-3	5-3	W
5/13/22	at PIT	6/FR	2-3	5-3	W
5/15/22	PIT	7/FR	3-3	4-3	W
5/28/22	CAR	6/SR	2-3	5-2	W
5/30/22	at CAR	7/SR	3-3	6-2	W
6/11/22	at TBL	6/CF	2-3	1-2	L
2023 PLAYOFFS					
4/29/23	NJD	6/FR	2-3	5-2	W
5/1/23	at NJD	7/FR	3-4	0-4	L

QR: Qualifying Round; P: Preliminary Round; Q: Quarterfinals; FR: First Round; SR: Second Round; DSF: Division Semifinals; DF: Division Finals; CQF: Conference Quarterfinals; CSF: Conference Semifinals; CF: Conference Finals; S: Semifinals; F: Finals

*Note - Game 2 of a total-goals series is considered an elimination game and a winner-take-all game*

\* the score of Game 1 (and entering Game 2) of a two-game total-goals series

^ Game 2 of a two-game total-goals series began with the score tied following Game 1

## ALL-TIME PLAYOFF WINNER-TAKE-ALL GAMES

DATE	OPPONENT	GAME/SERIES	SCORE	RESULT
4/4/27	BOS	2/S^*	1-3	L
3/29/28	PIR	2/Q*	2-4	W
4/3/28	at BOS	2/S^*	4-1	W
4/14/28	at MMR	5/F	2-1	W
3/21/29	NYA	2/Q^*	1-0 (2OT)	W
3/23/30	SEN	2/Q^*	5-2	W
3/26/31	at MMR	2/Q*	3-0	W
3/31/31	CHI	2/S*	0-1	L
3/28/33	at MTL	2/Q*	3-3	W
4/2/33	at DET	2/S*	4-3	W
3/25/34	MMR	2/Q^*	1-2	L
3/26/35	at MTL	2/Q*	4-4	W
3/30/35	at MMR	2/S*	3-3	L
4/15/37	at DET	5/F	0-3	L
3/27/38	NYA	3/Q	2-3 (4OT)	L
4/2/39	at BOS	7/S	1-2 (3OT)	L
3/25/41	at DET	3/Q	2-3	L
4/23/50	at DET	7/F	3-4 (2OT)	L
5/2/71	at CHI	7/S	2-4	L
5/5/74	at PHI	7/S	3-4	L
4/11/75	NYI	3/P	3-4 (OT)	L
4/15/78	at BUF	3/P	1-4	L
4/10/84	at NYI	5/DSF	2-3 (OT)	L
4/15/86	at PHI	5/DSF	5-2	W
5/1/92	NJD	7/DSF	8-4	W
5/27/94	NJD	7/CF	2-1 (2OT)	W
6/14/94	VAN	7/F	3-2	W
4/28/09	at WSH	7/CQF	1-2	L
4/26/12	OTT	7/CQF	2-1	W
5/12/12	WSH	7/CSF	2-1	W
5/13/13	at WSH	7/CQF	5-0	W
4/30/14	PHI	7/FR	2-1	W
5/13/14	at PIT	7/SR	2-1	W
5/13/15	WSH	7/SR	2-1 (OT)	W
5/29/15	TBL	7/CF	0-2	L
5/15/22	PIT	7/FR	4-3 (OT)	W
5/30/22	at CAR	7/SR	6-2	W
5/1/23	at NJD	7/FR	0-4	L

QR: Qualifying Round; P: Preliminary Round; Q: Quarterfinals; FR: First Round; SR: Second Round; DSF: Division Semifinals; DF: Division Finals; CQF: Conference Quarterfinals; CSF: Conference Semifinals; CF: Conference Finals; S: Semifinals; F: Finals

\* Game 2 of a two-game, total-goals series

^ Game 2 of a two-game total-goals series began with the score tied following Game 1

Note - For total-goals series, the "result" refers to the series result and whether the Rangers advanced to the next round rather than the result of Game 2



## ALL-TIME GAME 7 CONTESTS

DATE	OPPONENT	SERIES	RESULT / SCORE	GAME-WINNING GOAL SCORER
4/2/39	at BOS	Semifinals	L / 1-2 (3OT)	Mel Hill
4/23/50	at DET	Stanley Cup Finals	L / 3-4 (2OT)	Pete Babando
5/2/71	at CHI	Semifinals	L / 2-4	Bobby Hull
5/5/74	at PHI	Semifinals	L / 3-4	Gary Dornhoefer
5/1/92	NJD	Division Semifinals	W / 8-4	Adam Graves
5/27/94	NJD	Conference Finals	W / 2-1 (2OT)	Stephane Matteau
6/14/94	VAN	Stanley Cup Finals	W / 3-2	Mark Messier
4/28/09	at WSH	Conference Quarterfinals	L / 1-2	Sergei Fedorov
4/26/12	OTT	Conference Quarterfinals	W / 2-1	Dan Girardi
5/12/12	WSH	Conference Semifinals	W / 2-1	Michael Del Zotto
5/13/13	at WSH	Conference Quarterfinals	W / 5-0	Arron Asham
4/30/14	PHI	First Round	W / 2-1	Benoit Pouliot
5/13/14	at PIT	Second Round	W / 2-1	Brad Richards
5/13/15	WSH	Second Round	W / 2-1 (OT)	Derek Stepan
5/29/15	TBL	Conference Finals	L / 0-2	Alex Killorn
5/15/22	PIT	First Round	W / 4-3 (OT)	Artemi Panarin
5/30/22	at CAR	Second Round	W / 6-2	Ryan Strome
5/1/23	at NJD	First Round	L / 0-4	Michael McLeod

## ALL-TIME OVERTIME WINS WHEN FACING ELIMINATION

DATE	OPPONENT	GAME/SERIES	SERIES RECORD	SCORE	OT GOAL SCORER
3/21/29	NYA	2/Q*	0-0**	1-0 (2OT)	Butch Keeling
3/30/39	at BOS	5/S	1-3	2-1 (OT)	Clint Smith
4/29/71	CHI	6/S	2-3	3-2 (3OT)	Pete Stelmowski
4/13/78	BUF	2/P	0-1	4-3 (OT)	Don Murdoch
5/27/94	NJD	7/CF	3-3	2-1 (2OT)	Stephane Matteau
5/23/13	BOS	4/CSF	0-3	4-3 (OT)	Chris Kreider
5/8/15	WSH	5/SR	1-3	2-1 (OT)	Ryan McDonagh
5/13/15	WSH	7/SR	3-3	2-1 (OT)	Derek Stepan
5/15/22	PIT	7/FR	3-3	4-3 (OT)	Artemi Panarin

QR: Qualifying Round; P: Preliminary Round; Q: Quarterfinals; FR: First Round; SR: Second Round; DSF: Division Semifinals; DF: Division Finals; CQF: Conference Quarterfinals; CSF: Conference Semifinals; CF: Conference Finals; S: Semifinals; F: Finals

\* two-game, total-goals series

\*\* Game 1 of the series was tied 0-0

## ALL-TIME OVERTIME GOALS TO WIN A PLAYOFF SERIES

DATE	OPPONENT	GAME/SERIES	SERIES RECORD	SCORE	OT GOAL SCORER
3/21/29	NYA	2/Q*	0-0**	1-0 (2OT)	Butch Keeling
3/26/29	at TOR	2/S	1-0	2-1 (OT)	Frank Boucher
<b>4/13/33</b>	<b>at TOR</b>	<b>4/F</b>	<b>2-1</b>	<b>1-0 (OT)</b>	<b>Bill Cook</b>
3/25/37	TOR	2/Q	1-0	2-1 (OT)	Babe Pratt
<b>4/13/40</b>	<b>at TOR</b>	<b>6/F</b>	<b>3-2</b>	<b>3-2 (OT)</b>	<b>Bryan Hextall</b>
4/15/71	at TOR	6/Q	3-2	2-1 (OT)	Bob Nevin
4/12/79	at LAK	2/P	1-0	2-1 (OT)	Phil Esposito
5/27/94	NJD	7/CF	3-3	2-1 (2OT)	Stephane Matteau
4/25/97	at FLA	5/CQF	3-1	3-2 (OT)	Esa Tikkanen
5/11/97	at NJD	5/CSF	3-1	2-1 (OT)	Adam Graves
4/24/15	PIT	5/FR	3-1	2-1 (OT)	Carl Hagelin
5/13/15	WSH	7/SR	3-3	2-1 (OT)	Derek Stepan
5/15/22	PIT	7/FR	3-3	4-3 (OT)	Artemi Panarin

QR: Qualifying Round; P: Preliminary Round; Q: Quarterfinals; FR: First Round; SR: Second Round; DSF: Division Semifinals; DF: Division Finals; CQF: Conference Quarterfinals; CSF: Conference Semifinals; CF: Conference Finals; S: Semifinals; F: Finals

\* two-game, total-goals series

\*\* Game 1 of the series was tied 0-0

BOLD = GOAL WON STANLEY CUP

# RANGERS YEAR-BY-YEAR PLAYOFF SCORING

1926-27	GP	G	A	PTS	PIM
Bill Cook	2	1	0	1	10
Taffy Abel	2	0	1	1	8
Frank Boucher	2	0	0	0	4
Leo Bourgeault	2	0	0	0	4
Stan Brown	2	0	0	0	0
Lorne Chabot	2	0	0	0	0
Bun Cook	2	0	0	0	6
Ching Johnson	2	0	0	0	8
Reg Mackey	1	0	0	0	0
Murray Murdoch	2	0	0	0	0
Paul Thompson	2	0	0	0	0

1927-28	GP	G	A	PTS	PIM
Frank Boucher	9	7	3	10	2
Bill Cook	9	2	3	5	26
Bun Cook	9	2	1	3	10
Murray Murdoch	9	2	1	3	12
Ching Johnson	9	1	1	2	46
Taffy Abel	9	1	0	1	16
Alex Gray	9	1	0	1	0
Leo Bourgeault	9	0	0	0	8
Bill Boyd	9	0	0	0	0
Patsy Callighen	9	0	0	0	0
Lorne Chabot	6	0	0	0	0
Joe Miller	3	0	0	0	0
Lester Patrick	1	0	0	0	0
Paul Thompson	8	0	0	0	32

1928-29	GP	G	A	PTS	PIM
Butch Keeling	6	3	0	3	2
Paul Thompson	6	0	2	2	4
Frank Boucher	6	1	0	1	0
Bun Cook	6	1	0	1	12
Taffy Abel	6	0	0	0	8
Leo Bourgeault	6	0	0	0	0
Gerry Carson	5	0	0	0	0
Bill Cook	6	0	0	0	6
Ching Johnson	6	0	0	0	26
Murray Murdoch	6	0	0	0	2
Russell Oatman	4	0	0	0	0
John Ross Roach	6	0	0	0	0
Sparky Vail	6	0	0	0	2

1929-30	GP	G	A	PTS	PIM
Murray Murdoch	4	3	0	3	6
Butch Keeling	4	0	3	3	8
Bun Cook	4	2	0	2	2
Frank Boucher	3	1	1	2	0
Leo Bourgeault	3	1	1	2	6
Bill Cook	4	0	1	1	11
Leroy Gold-	4	0	0	0	2
Ching Johnson	4	0	0	0	14
Leo Quenneville	3	0	0	0	0
Bill Regan	4	0	0	0	0
Leo Reise	4	0	0	0	16
John Ross Roach	4	0	0	0	0
Ralph Taylor	4	0	0	0	10
Paul Thompson	4	0	0	0	2
Sparky Vail	4	0	0	0	0

1930-31	GP	G	A	PTS	PIM
Bill Cook	4	3	0	3	2
Paul Thompson	4	3	0	3	0
Butch Keeling	4	1	1	2	0
Frank Boucher	4	0	2	2	0
Murray Murdoch	4	0	2	2	0
Ching Johnson	4	1	0	1	10
Cecil Dillon	4	0	1	1	2
Bun Cook	4	0	0	0	11
Joe Jerwa	4	0	0	0	8
Bud Maracle	4	0	0	0	0
Frank Peters	4	0	0	0	2
Bill Regan	4	0	0	0	2
John Ross Roach	4	0	0	0	0

1931-32	GP	G	A	PTS	PIM
Frank Boucher	7	3	6	9	0
Bun Cook	7	6	2	8	12
Bill Cook	7	3	3	6	2
Ott Heller	7	3	1	4	8
Cecil Dillon	7	2	1	3	4
Butch Keeling	7	2	1	3	12
Earl Seibert	7	1	2	3	14
Ching Johnson	7	2	0	2	24
Murray Murdoch	7	0	2	2	2

1931-32 (CONT'D)	GP	G	A	PTS	PIM
Doug Brennan	7	1	0	1	10
Art Somers	7	0	1	1	8
Vic Desjardins	7	0	0	0	0
Dutch Gainor	7	0	0	0	2
Hib Milks	7	0	0	0	0
John Ross Roach	7	0	0	0	0

1932-33	GP	G	A	PTS	PIM
Cecil Dillon	8	8	2	10	6
Murray Murdoch	8	2	4	6	2
Bill Cook	8	3	2	5	4
Art Somers	8	1	4	5	8
Frank Boucher	8	2	2	4	6
Ott Heller	8	3	0	3	10
Butch Keeling	8	1	2	3	8
Bun Cook	8	2	0	2	4
Oscar Asmund-	8	0	2	2	4
Ching Johnson	8	1	0	1	12
Earl Seibert	8	1	0	1	16
Babe Siebert	8	1	0	1	12
Andy Aitkenhead	8	0	0	0	0
Doug Brennan	8	0	0	0	11
Gord Pettinger	8	0	0	0	0

1933-34	GP	G	A	PTS	PIM
Vic Ripley	2	1	0	1	4
Cecil Dillon	2	0	1	1	2
Andy Aitkenhead	2	0	0	0	0
Frank Boucher	2	0	0	0	0
Doug Brennan	1	0	0	0	0
Bill Cook	2	0	0	0	2
Bun Cook	2	0	0	0	2
Danny Cox	2	0	0	0	0
Duke Dukowski	2	0	0	0	0
Ott Heller	2	0	0	0	0
Ching Johnson	2	0	0	0	4
Butch Keeling	2	0	0	0	0
Murray Murdoch	2	0	0	0	0
Earl Seibert	2	0	0	0	4
Art Somers	2	0	0	0	0

1934-35	GP	G	A	PTS	PIM
Lynn Patrick	4	2	2	4	0
Cecil Dillon	4	2	1	3	0
Butch Keeling	4	2	1	3	0
Bill Cook	4	1	2	3	7
Frank Boucher	4	0	3	3	0
Bun Cook	4	2	0	2	0
Murray Murdoch	4	0	2	2	4
Bert Connelly	4	1	0	1	0
Ott Heller	4	0	1	1	4
Charlie Mason	4	0	1	1	0
Ching Johnson	3	0	0	0	2
Dave Kerr	4	0	0	0	0
Bill MacKenzie	3	0	0	0	0
Earl Seibert	4	0	0	0	6
Art Somers	2	0	0	0	2
Harold Starr	4	0	0	0	2

1936-37	GP	G	A	PTS	PIM
Neil Colville	9	3	3	6	0
Butch Keeling	9	3	2	5	2
Frank Boucher	9	2	3	5	0
Alex Shibicky	9	1	4	5	0
Babe Pratt	9	3	1	4	11
Lynn Patrick	9	3	0	3	2
Mac Colville	9	1	2	3	2
Art Coulter	9	0	3	3	15
Cecil Dillon	9	0	3	3	0
Joe Cooper	9	1	1	2	12
Murray Murdoch	9	1	1	2	0
Phil Watson	9	0	2	2	9
Ching Johnson	9	0	1	1	4
Ott Heller	9	0	0	0	11
Dave Kerr	9	0	0	0	0

1937-38	GP	G	A	PTS	PIM
Bryan Hextall	3	2	0	2	0
Alex Shibicky	3	2	0	2	2
Clint Smith	3	2	0	2	0
Mac Colville	3	0	2	2	0
Phil Watson	3	0	2	2	0
Cecil Dillon	3	1	0	1	0
Neil Colville	2	0	1	1	0
Ott Heller	3	0	1	1	2

# RANGERS YEAR-BY-YEAR PLAYOFF SCORING

1937-38 (CONT'D)	GP	G	A	PTS	PIM
Butch Keeling	3	0	1	1	2
Lynn Patrick	3	0	1	1	0
Joe Cooper	3	0	0	0	4
Dutch Hiller	1	0	0	0	0
Dave Kerr	3	0	0	0	0
Larry Molyneaux	3	0	0	0	8
Muzz Patrick	3	0	0	0	4
Babe Pratt	2	0	0	0	2

1938-39	GP	G	A	PTS	PIM
Alex Shibicky	7	3	1	4	2
Mac Colville	7	1	2	3	4
Babe Pratt	7	1	2	3	11
Clint Smith	7	1	2	3	0
Bill Carse	6	1	1	2	0
Art Coulter	7	1	1	2	6
Lynn Patrick	7	1	1	2	0
Phil Watson	7	1	1	2	7
Neil Colville	7	0	2	2	2
Dutch Hiller	7	1	0	1	7
Muzz Patrick	7	1	0	1	17
Ott Heller	7	0	1	1	10
Bryan Hextall	7	0	1	1	4
George Allen	7	0	0	0	4
Cecil Dillon	1	0	0	0	0
Bert Gardiner	6	0	0	0	0
Dave Kerr	1	0	0	0	0
Larry Molyneaux	7	0	0	0	0

1939-40	GP	G	A	PTS	PIM
Phil Watson	12	3	6	9	16
Neil Colville	12	2	7	9	18
Bryan Hextall	12	4	3	7	11
Alex Shibicky	11	2	5	7	4
Dutch Hiller	12	2	4	6	0
Mac Colville	12	3	2	5	6
Alf Pike	12	3	1	4	6
Babe Pratt	12	3	1	4	18
Lynn Patrick	12	2	2	4	4
Clint Smith	11	1	3	4	2
Muzz Patrick	12	3	0	3	13
Ott Heller	12	0	3	3	12
Kilby MacDonald	12	0	2	2	4
Art Coulter	12	1	0	1	21
Dave Kerr	12	0	0	0	0
Stan Smith	1	0	0	0	0

1940-41	GP	G	A	PTS	PIM
Mac Colville	3	1	1	2	2
Neil Colville	3	1	1	2	0
Babe Pratt	3	1	1	2	6
Phil Watson	3	0	2	2	9
Kilby MacDonald	3	1	0	1	0
Lynn Patrick	3	1	0	1	14
Alex Shibicky	3	1	0	1	2
Ott Heller	3	0	1	1	4
Bryan Hextall	3	0	1	1	0
Alf Pike	3	0	1	1	2
Art Coulter	3	0	0	0	14
Dutch Hiller	3	0	0	0	0
Dave Kerr	3	0	0	0	0
Muzz Patrick	3	0	0	0	2
Clint Smith	3	0	0	0	0

1941-42	GP	G	A	PTS	PIM
Alex Shibicky	6	3	2	5	2
Phil Watson	6	1	4	5	8
Neil Colville	6	0	5	5	6
Mac Colville	6	3	1	4	0
Babe Pratt	6	1	3	4	24
Bryan Hextall	6	1	1	2	4
Alan Kuntz	6	1	0	1	2
Lynn Patrick	6	1	0	1	0
Alf Pike	6	1	0	1	4
Art Coulter	6	0	1	1	4
Bill Juzda	6	0	1	1	4
Grant Warwick	6	0	1	1	2
Ott Heller	6	0	0	0	0
Jim Henry	6	0	0	0	0
Hub Macey	1	0	0	0	0
Clint Smith	5	0	0	0	0

1947-48	GP	G	A	PTS	PIM
Tony Leswick	6	3	2	5	18
Phil Watson	5	2	3	5	2

1947-48 (CONT'D)	GP	G	A	PTS	PIM
Edgar Laprade	6	1	4	5	0
Buddy O'Connor	6	1	4	5	0
Bryan Hextall	6	1	3	4	0
Don Raleigh	6	2	0	2	2
Neill Colville	6	1	0	1	6
Eddie Kullman	6	1	0	1	2
Dunc Fisher	1	0	1	1	0
Nick Mickoski	2	0	1	1	0
Fred Shero	6	0	1	1	6
Buck Davies	1	0	0	0	0
Frank Eddolls	2	0	0	0	0
Cal Gardiner	5	0	0	0	0
Bill Juzda	6	0	0	0	9
Jean-Paul Lamirande	6	0	0	0	4
Jack Lancien	2	0	0	0	2
Bill Moe	1	0	0	0	0
Chuck Rayner	6	0	0	0	0
Ed Slowinski	4	0	0	0	0
Rene Trudell	5	0	0	0	2

1949-50	GP	G	A	PTS	PIM
Pentti Lund	12	6	5	11	0
Don Raleigh	12	4	5	9	4
Edgar Laprade	12	3	5	8	4
Ed Slowinski	12	2	6	8	6
Allan Stanley	12	2	5	7	10
Buddy O'Connor	12	4	2	6	4
Dunc Fisher	12	3	3	6	14
Tony Leswick	12	2	4	6	12
Nick Mickoski	12	1	5	6	2
Pat Egan	12	3	1	4	6
Gus Kyle	12	1	2	3	30
Alex Kaleta	10	0	3	3	0
Jack Gordon	9	1	1	2	7
Frank Eddolls	11	0	1	1	4
Jack Lancien	5	0	1	1	0
Fred Shero	7	0	1	1	2
Jean-Paul Lamirande	2	0	0	0	0
Jackie McLeod	7	0	0	0	0
Chuck Rayner	12	0	0	0	0
Don Smith	1	0	0	0	0

1955-56	GP	G	A	PTS	PIM
Bill Gadsby	5	1	3	4	4
Jean-Guy Gendron	5	2	1	3	2
Andy Bathgate	5	1	2	3	2
Bronco Horvath	5	1	2	3	4
Danny Lewicki	5	0	3	3	0
Jack Evans	5	1	0	1	18
Andy Heberton	5	1	0	1	2
Wally Hergesheimer	5	1	0	1	0
Dean Prentice	5	1	0	1	2
Harry Howell	5	0	1	1	4
Ron Murphy	5	0	1	1	2
Larry Popen	5	0	1	1	2
Gordie Bell	2	0	0	0	0
Pete Conacher	5	0	0	0	0
Dave Creighton	5	0	0	0	4
Lou Fontinato	4	0	0	0	6
Ivan Irwin	5	0	0	0	8
Gump Worsley	3	0	0	0	2

1956-57	GP	G	A	PTS	PIM
Camille Henry	5	2	3	5	0
Dave Creighton	5	2	2	4	2
Bill Gadsby	5	1	2	3	2
Red Sullivan	5	1	2	3	4
Larry Popen	4	0	3	3	0
Andy Bathgate	5	2	0	2	7
Andy Heberton	5	2	0	2	2
Parker MacDonald	1	1	1	2	0
Dean Prentice	5	0	2	2	4
Harry Howell	5	1	0	1	6
Jack Evans	5	0	1	1	4
Jean-Guy Gendron	5	0	1	1	6
Danny Lewicki	5	0	1	1	2
Larry Cahen	3	0	0	0	2
Gerry Foley	3	0	0	0	0
Lou Fontinato	5	0	0	0	7
Ron Murphy	5	0	0	0	0
Gump Worsley	5	0	0	0	0

1957-58	GP	G	A	PTS	PIM
Andy Bathgate	6	5	3	8	6
Dave Creighton	6	3	3	6	2

# RANGERS YEAR-BY-YEAR PLAYOFF SCORING

1957-58 (CONT'D)	GP	G	A	PTS	PIM
Andy Hebenton	6	2	3	5	4
Camille Henry	6	1	4	5	5
Dean Prentice	6	1	3	4	4
Parker MacDonald	6	1	2	3	2
Bill Gadsby	6	0	3	3	4
Hank Ciesla	6	0	2	2	0
Jean-Guy Gendron	6	1	0	1	11
Harry Howell	6	1	0	1	8
Larry Popein	6	1	0	1	4
Gerry Foley	6	0	1	1	2
Lou Fontinato	6	0	1	1	6
Larry Cahan	5	0	0	0	4
Jack Evans	6	0	0	0	17
Danny Lewicki	6	0	0	0	6
Red Sullivan	1	0	0	0	0
Gump Worsley	6	0	0	0	0

1961-62	GP	G	A	PTS	PIM
Earl Ingarfield	6	3	2	5	2
Dave Balon	6	2	3	5	2
Rod Gilbert	4	2	3	5	4
Jean-Guy Gendron	6	3	1	4	2
Johnny Wilson	6	2	2	4	4
Andy Bathgate	6	1	2	3	4
Andy Hebenton	6	1	2	3	0
Dean Prentice	3	0	2	2	0
Ken Schinkel	2	1	0	1	0
Ted Hampson	6	0	1	1	0
Doug Harvey	6	0	1	1	2
Harry Howell	6	0	1	1	8
Albert Langlois	6	0	1	1	2
Larry Cahan	6	0	0	0	10
Vic Hadfield	4	0	0	0	2
Pat Hannigan	4	0	0	0	2
Camille Henry	5	0	0	0	0
Irv Spencer	1	0	0	0	2
Gump Worsley	6	0	0	0	0

1966-67	GP	G	A	PTS	PIM
Rod Gilbert	4	2	2	4	6
Bob Nevin	4	0	3	3	2
Bernie Geoffrion	4	2	0	2	0
Reggie Fleming	4	0	2	2	11
Orland Kurtenbach	3	0	2	2	0
Phil Goyette	4	1	0	1	0
Vic Hadfield	4	1	0	1	17
Earl Ingarfield	4	1	0	1	2
Jim Neilson	4	1	0	1	0
Red Berenson	4	0	1	1	2
Don Marshall	4	0	1	1	2
Ken Schinkel	4	0	1	1	0
Arnie Brown	4	0	0	0	6
Ed Giacomin	4	0	0	0	0
Wayne Hillman	4	0	0	0	2
Harry Howell	4	0	0	0	4
Al MacNeil	4	0	0	0	2
Jean Ratelle	4	0	0	0	0

1967-68	GP	G	A	PTS	PIM
Rod Gilbert	6	5	0	5	4
Jean Ratelle	6	0	4	4	2
Don Marshall	6	2	1	3	0
Vic Hadfield	6	1	2	3	6
Bob Nevin	6	0	3	3	4
Rod Seiling	6	1	1	2	4
Ron Stewart	6	1	1	2	2
Reggie Fleming	6	0	2	2	4
Jim Neilson	6	0	2	2	4
Harry Howell	6	1	0	1	0
Orland Kurtenbach	6	1	0	1	26
Arnie Brown	6	0	1	1	8
Bernie Geoffrion	1	0	1	1	0
Phil Goyette	6	0	1	1	4
Ed Giacomin	6	0	0	0	0
Camille Henry	6	0	0	0	0
Dennis Hextall	2	0	0	0	0
Wayne Hillman	2	0	0	0	0
Larry Jeffrey	3	0	0	0	0

1968-69	GP	G	A	PTS	PIM
Vic Hadfield	4	2	1	3	2
Jim Neilson	4	0	3	3	5
Bob Nevin	4	0	2	2	0
Brad Park	4	0	2	2	7
Dave Balon	4	1	0	1	0
Rod Gilbert	4	1	0	1	2

1968-69 (CONT'D)	GP	G	A	PTS	PIM
Don Marshall	4	1	0	1	0
Jean Ratelle	4	1	0	1	0
Rod Seiling	4	1	0	1	2
Arnie Brown	4	0	1	1	0
Ron Stewart	4	0	1	1	0
Walt Tkaczuk	4	0	1	1	6
Reggie Fleming	3	0	0	0	7
Ed Giacomin	3	0	0	0	5
Phil Goyette	3	0	0	0	0
Al Hamilton	1	0	0	0	0
Harry Howell	2	0	0	0	0
Larry Jeffrey	4	0	0	0	2
Gilles Villemure	1	0	0	0	0

1969-70	GP	G	A	PTS	PIM
Rod Gilbert	6	4	5	9	0
Jack Egers	5	3	1	4	10
Jean Ratelle	6	1	3	4	0
Arnie Brown	4	0	4	4	9
Walt Tkaczuk	6	2	1	3	17
Ted Irvine	6	1	2	3	8
Orland Kurtenbach	6	1	2	3	24
Brad Park	5	1	2	3	11
Dave Balon	6	1	1	2	32
Tim Horton	6	1	1	2	28
Bob Nevin	6	1	1	2	2
Bill Fairbairn	6	0	1	1	10
Don Luce	5	0	1	1	4
Jim Neilson	6	0	1	1	8
Don Blackburn	1	0	0	0	0
Ab DeMarco Jr.	5	0	0	0	2
Ed Giacomin	5	0	0	0	0
Al Hamilton	5	0	0	0	2
Don Marshall	1	0	0	0	0
Terry Sawchuk	3	0	0	0	0
Rod Seiling	2	0	0	0	0
Ron Stewart	6	0	0	0	2

1970-71	GP	G	A	PTS	PIM
Vic Hadfield	13	8	5	13	46
Jean Ratelle	13	2	9	11	8
Rod Gilbert	13	4	6	10	8
Bob Nevin	13	5	3	8	0
Walt Tkaczuk	13	1	5	6	14
Dave Balon	13	3	2	5	4
Pete Stelmowski	13	3	2	5	6
Tim Horton	13	1	4	5	14
Bruce MacGregor	13	0	4	4	2
Brad Park	13	0	4	4	42
Ted Irvine	12	1	2	3	28
Jim Neilson	13	0	3	3	30
Rod Seiling	13	1	0	1	12
Ron Stewart	13	1	0	1	0
Larry Brown	11	0	1	1	0
Dale Rolfe	13	0	1	1	14
Glen Sather	13	0	1	1	18
Jack Egers	3	0	0	0	2
Bill Fairbairn	3	0	0	0	0
Ed Giacomin	12	0	0	0	2
Gilles Villemure	2	0	0	0	0

1971-72	GP	G	A	PTS	PIM
Bobby Rousseau	16	6	11	17	7
Vic Hadfield	16	7	9	16	22
Rod Gilbert	16	7	8	15	11
Bill Fairbairn	16	5	7	12	11
Pete Stelmowski	16	4	8	12	18
Brad Park	16	4	7	11	21
Walt Tkaczuk	16	4	6	10	35
Ted Irvine	16	4	5	9	19
Bruce MacGregor	16	2	6	8	4
Dale Rolfe	16	4	3	7	16
Rod Seiling	16	1	4	5	10
Gene Carr	16	1	3	4	21
Phil Goyette	13	1	3	4	2
Ron Stewart	8	2	1	3	0
Jim Neilson	10	0	3	3	8
Ab DeMarco Jr.	4	0	1	1	0
Jean Ratelle	6	0	1	1	0
Glen Sather	16	0	1	1	22
Steve Andrascik	1	0	0	0	0
Gary Doak	12	0	0	0	46
Jim Dorey	1	0	0	0	0
Ed Giacomin	10	0	0	0	2
Gilles Villemure	6	0	0	0	0

# RANGERS YEAR-BY-YEAR PLAYOFF SCORING

1972-73	GP	G	A	PTS	PIM
Walt Tkaczuk	10	7	2	9	8
Steve Vickers	10	5	4	9	4
Jean Ratelle	10	2	7	9	0
Bill Fairbairn	10	1	8	9	2
Brad Park	10	2	5	7	8
Rod Gilbert	10	5	1	6	2
Pete Stelmowski	10	4	2	6	6
Bobby Rousseau	10	2	3	5	4
Dale Rolfe	8	0	5	5	6
Vic Hadfield	9	2	2	4	11
Bruce MacGregor	10	2	2	4	2
Ted Irvine	10	1	3	4	20
Jim Neilson	10	0	4	4	2
Ron Harris	10	0	3	3	2
Gene Carr	1	0	1	1	0
Bert Marshall	6	0	1	1	8
Ed Giacomini	10	0	0	0	4
Sheldon Kan-	1	0	0	0	2
Mike Murphy	10	0	0	0	0
Glen Sather	9	0	0	0	7
Gilles Villemure	2	0	0	0	0

1973-74	GP	G	A	PTS	PIM
Pete Stelmowski	13	6	6	12	35
Brad Park	13	4	8	12	38
Dale Rolfe	13	1	8	9	23
Bobby Rousseau	12	1	8	9	4
Bruce MacGregor	13	6	2	8	2
Steve Vickers	13	4	4	8	17
Bill Fairbairn	13	3	5	8	6
Rod Gilbert	13	3	5	8	4
Ted Irvine	13	3	5	8	16
Jean Ratelle	13	2	4	6	0
Walt Tkaczuk	13	0	5	5	22
Ron Harris	11	3	0	3	14
Jerry Butler	12	0	2	2	25
Rod Seiling	13	0	2	2	19
Jack Egers	8	1	0	1	4
Vic Hadfield	6	1	0	1	0
Gilles Marotte	12	0	1	1	6
Jim Neilson	12	0	1	1	4
Ed Giacomini	13	0	0	0	6

1974-75	GP	G	A	PTS	PIM
Steve Vickers	3	2	4	6	6
Jean Ratelle	3	1	5	6	2
Brad Park	3	1	4	5	2
Bill Fairbairn	3	4	0	4	13
Rod Gilbert	3	1	3	4	2
Walt Tkaczuk	3	1	2	3	5
Jerry Butler	3	1	0	1	16
Ron Harris	3	1	0	1	9
Pete Stelmowski	3	1	0	1	10
Nick Beverley	3	0	1	1	0
Ron Greschner	3	0	1	1	2
Ted Irvine	3	0	1	1	11
Gilles Marotte	3	0	1	1	4
John Bednarski	1	0	0	0	17
Ed Giacomini	2	0	0	0	4
Rick Middleton	3	0	0	0	2
Greg Polis	3	0	0	0	6
Derek Sanderson	3	0	0	0	0
Gilles Villemure	2	0	0	0	0

1977-78	GP	G	A	PTS	PIM
Don Murdoch	3	1	3	4	4
Steve Vickers	3	2	1	3	0
Pat Hickey	3	2	0	2	0
Ron Duguay	3	1	1	2	2
Walt Tkaczuk	3	0	2	2	0
Carol Vadnais	3	0	2	2	16
Wayne Dillon	3	0	1	1	0
Phil Esposito	3	0	1	1	5
Dallas Smith	1	0	1	1	0
Don Awrey	3	0	0	0	6
Lucien DeBlois	3	0	0	0	2
Dave Farrish	3	0	0	0	0
Nick Fotiu	3	0	0	0	5
Ron Greschner	3	0	0	0	2
Mark Heaslip	3	0	0	0	0
Dave Maloney	3	0	0	0	11
Mario Marois	1	0	0	0	5
Dan Newman	3	0	0	0	4
John Davidson	2	0	0	0	0
Wayne Thomas	1	0	0	0	0

1978-79	GP	G	A	PTS	PIM
Phil Esposito	18	8	12	20	20
Don Maloney	18	7	13	20	19
Mike McEwen	18	2	11	13	8
Ron Greschner	18	7	5	12	16
Don Murdoch	18	7	5	12	12
Walt Tkaczuk	18	4	7	11	10
Carol Vadnais	18	2	9	11	13
Ron Duguay	18	5	4	9	11
Anders Hedberg	18	4	5	9	12
Steve Vickers	18	5	3	8	13
Pat Hickey	18	1	7	8	6
Bobby Sheehan	15	4	3	7	8
Dave Maloney	17	3	4	7	45
Mario Marois	18	0	6	6	29
Pierre Plante	18	0	6	6	20
Eddie Johnstone	17	5	0	5	10
Lucien DeBlois	9	2	0	2	4
Dave Farrish	7	0	2	2	14
John Davidson	18	0	0	0	6
Nick Fotiu	4	0	0	0	6
Ulf Nilsson	2	0	0	0	2

1979-80	GP	G	A	PTS	PIM
Ron Duguay	9	5	2	7	11
Phil Esposito	9	3	3	6	8
Ron Greschner	9	0	6	6	10
Ulf Nilsson	9	0	6	6	2
Anders Hedberg	9	3	2	5	7
Barry Beck	9	1	4	5	6
Steve Vickers	9	2	2	4	4
Don Maloney	9	0	4	4	10
Dave Maloney	8	2	1	3	8
Dean Talafo	5	1	2	3	9
Carol Vadnais	9	1	2	3	6
Mario Marois	9	0	2	2	8
Ed Hospodar	7	1	0	1	42
Ray Markham	7	1	0	1	24
Warren Miller	6	1	0	1	0
Pat Conacher	3	0	1	1	2
Eddie Johnstone	9	0	1	1	25
Walt Tkaczuk	7	0	1	1	2
Tim Bothwell	9	0	0	0	8
Cam Connor	2	0	0	0	2
John Davidson	9	0	0	0	0

1980-81	GP	G	A	PTS	PIM
Ron Duguay	14	8	9	17	16
Anders Hedberg	14	8	8	16	6
Ulf Nilsson	14	8	8	16	23
Barry Beck	14	5	8	13	32
Ron Greschner	14	4	8	12	17
Steve Vickers	12	4	7	11	14
Lance Nethery	14	5	3	8	9
Dean Talafo	14	3	5	8	2
Peter Wallin	14	2	6	8	6
Jere Gillis	14	2	5	7	9
Don Maloney	13	1	6	7	13
Tom Laidlaw	14	1	4	5	18
Mike Allison	14	3	1	4	20
Eddie Johnstone	8	2	2	4	4
Carol Vadnais	14	1	3	4	26
Chris Kotsopoulos	14	0	3	3	63
Ed Hospodar	12	2	0	2	93
Dave Maloney	2	0	2	2	9
Doug Sullivan	3	1	0	1	0
John Hughes	3	0	1	0	6
Steve Baker	14	0	0	0	4
Gary Burns	1	0	0	0	2
Nick Fotiu	2	0	0	0	4
Steve Weeks	1	0	0	0	0

1981-82	GP	G	A	PTS	PIM
Robbie Ftorek	10	7	4	11	11
Don Maloney	10	5	5	10	10
Reijo Ruotsalainen	10	4	5	9	2
Eddie Johnstone	10	2	6	8	25
Rob McClanahan	10	2	5	7	2
Mikko Leinonen	7	1	6	7	20
Mike Rogers	9	1	6	7	2
Ron Duguay	10	5	1	6	31
Dave Silk	9	2	4	6	4
Barry Beck	10	1	5	6	14
Mark Pavelich	6	1	5	6	0
Dave Maloney	10	1	4	5	6
Cam Connor	10	4	0	4	16

# RANGERS YEAR-BY-YEAR PLAYOFF SCORING

1981-82 (CONT'D)	GP	G	A	PTS	PIM
Mike Allison	10	1	3	4	18
Tom Laidlaw	10	0	3	3	14
Andre Dore	10	1	1	2	16
Nick Fotiu	10	0	2	2	6
Carol Vadnais	10	1	0	1	4
Mike Backman	1	0	0	0	2
Gary Burns	4	0	0	0	4
John Davidson	1	0	0	0	0
Claude Larose	2	0	0	0	0
Eddie Mio	8	0	0	0	0
Steve Weeks	4	0	0	0	5
Tom Younghans	2	0	0	0	0

1982-83	GP	G	A	PTS	PIM
Anders Hedberg	9	4	8	12	4
Mark Pavelich	9	4	5	9	12
Rob McClanahan	9	2	5	7	12
Dave Maloney	7	1	6	7	10
Reijo Ruotsalainen	9	4	2	6	6
George McPhee	9	3	3	6	6
Barry Beck	9	2	4	6	8
Eddie Johnstone	9	4	1	5	19
Mike Allison	8	0	5	5	10
Mike Backman	9	2	2	4	0
Ron Duguay	9	2	2	4	28
Ron Greschner	8	2	2	4	12
Mikko Leinonen	7	1	3	4	4
Tom Laidlaw	9	1	1	2	10
Rick Chartraw	9	0	2	2	6
Scot Kleinendorst	6	0	2	2	2
Robbie Ftorek	4	1	0	1	0
Nick Fotiu	5	0	1	1	6
Don Maloney	5	0	1	1	0
Kent-Erik Andersson	9	0	0	0	0
Bill Baker	2	0	0	0	0
Pat Conacher	1	0	0	0	0
Glen Hanlon	1	0	0	0	12
Eddie Mio	8	0	0	0	0
Mike Rogers	1	0	0	0	0

1983-84	GP	G	A	PTS	PIM
Mark Pavelich	5	2	4	6	0
Don Maloney	5	1	4	5	0
Pierre Larouche	5	3	1	4	2
Peter Sundstrom	5	1	3	4	0
James Patrick	5	0	3	3	2
Jan Erixon	5	2	0	2	6
Willie Huber	4	1	1	2	9
Reijo Ruotsalainen	5	1	1	2	2
Mikko Leinonen	5	0	2	2	4
Barry Beck	4	1	0	1	6
Ron Greschner	2	1	0	1	2
Anders Hedberg	5	1	0	1	0
Mike Allison	5	0	1	1	6
Kent-Erik Andersson	5	0	1	1	0
Mark Osborne	5	0	1	1	7
Larry Patey	4	0	1	1	6
Bob Brooke	5	0	0	0	7
Glen Hanlon	5	0	0	0	6
Tom Laidlaw	5	0	0	0	8
Dave Maloney	1	0	0	0	2
Steve Richmond	4	0	0	0	12
Mike Rogers	1	0	0	0	0
John Vanbiesbrouck	1	0	0	0	0

1984-85	GP	G	A	PTS	PIM
Don Maloney	3	4	0	4	2
Mike Rogers	3	0	4	4	4
Anders Hedberg	3	2	1	3	2
Ron Greschner	2	0	3	3	12
Mark Pavelich	3	0	3	3	2
Reijo Ruotsalainen	3	2	0	2	6
Tom Laidlaw	3	0	2	2	4
Grant Ledyard	3	0	2	2	4
Tomas Sandstrom	3	0	2	2	0
Willie Huber	2	1	0	1	2
George McPhee	3	1	0	1	7
Barry Beck	3	0	1	1	11
Bob Brooke	3	0	0	0	8
Jan Erixon	2	0	0	0	2
Glen Hanlon	3	0	0	0	0
Kelly Miller	3	0	0	0	2
Mark Osborne	3	0	0	0	4
Larry Patey	1	0	0	0	0
James Patrick	3	0	0	0	4
Steve Patrick	1	0	0	0	0

1984-85 (CONT'D)	GP	G	A	PTS	PIM
Peter Sundstrom	3	0	0	0	0
John Vanbiesbrouck	1	0	0	0	0
Jim Wiemer	1	0	0	0	0

1985-86	GP	G	A	PTS	PIM
Pierre Larouche	16	8	9	17	0
Bob Brooke	16	6	9	15	28
Mike Ridley	16	6	8	14	26
Wlfi Paiement	16	5	5	10	45
Tomas Sandstrom	16	4	6	10	22
Reijo Ruotsalainen	16	0	8	8	6
Kelly Miller	16	3	4	7	4
Brian MacLellan	16	2	4	6	15
James Patrick	16	1	5	6	34
Willie Huber	16	3	2	5	16
Mark Osborne	15	2	3	5	26
Ron Greschner	5	3	1	4	11
Don Maloney	16	2	1	3	31
Larry Melnyk	16	1	2	3	46
Mike Allison	16	0	2	2	38
Tom Laidlaw	7	0	2	2	12
John Vanbiesbrouck	16	0	2	2	2
Jim Wiemer	8	1	0	1	6
Bob Crawford	7	0	1	1	8
Jan Erixon	12	0	1	1	2
Kjell Samuelsson	9	0	1	1	8
Glen Hanlon	3	0	0	0	0
Raimo Helminen	2	0	0	0	0
George McPhee	11	0	0	0	32
Peter Sundstrom	1	0	0	0	2
Rob Whistle	3	0	0	0	2

1986-87	GP	G	A	PTS	PIM
Pierre Larouche	6	3	2	5	4
Ron Greschner	6	0	5	5	0
Don Maloney	6	2	1	3	6
James Patrick	6	1	2	3	2
Tomas Sandstrom	6	1	2	3	20
Ron Duguay	6	2	0	2	4
Marcel Dionne	6	1	1	2	2
Jeff Jackson	6	1	1	2	16
Willie Huber	6	0	2	2	6
Jan Erixon	6	1	0	1	0
George McPhee	6	1	0	1	28
Kelly Kisio	4	0	1	1	2
Pat Price	6	0	1	1	27
Terry Carkner	1	0	0	0	0
Jay Caulfield	3	0	0	0	12
Lucien DeBlois	2	0	0	0	2
Bob Froese	4	0	0	0	7
Curt Giles	5	0	0	0	6
Stu Kulak	3	0	0	0	2
Tony McKegney	6	0	0	0	12
Larry Melnyk	6	0	0	0	4
Walk Poddubny	6	0	0	0	8
John Vanbiesbrouck	4	0	0	0	2

1988-89	GP	G	A	PTS	PIM
Brian Leetch	4	3	2	5	2
Tomas Sandstrom	4	3	2	5	12
Carey Wilson	4	1	2	3	2
John Ogrodnick	3	2	0	2	0
Tony Granato	4	1	1	2	21
Michel Petit	4	0	2	2	27
David Shaw	4	0	2	2	30
Guy Lafleur	4	1	0	1	0
Jan Erixon	4	0	1	1	2
Bob Froese	2	0	1	1	0
Ron Greschner	4	0	1	1	6
Mark Hardy	4	0	1	1	31
Brian Mullen	3	0	1	1	4
Chris Nilan	4	0	1	1	38
James Patrick	4	0	1	1	2
Ulf Dahlen	4	0	0	0	0
Lucien DeBlois	4	0	0	0	4
Kelly Kisio	4	0	0	0	9
Jason Lafreniere	3	0	0	0	17
Mike Richter	1	0	0	0	0
Lindy Ruff	2	0	0	0	17
Darren Turcotte	1	0	0	0	0
John Vanbiesbrouck	2	0	0	0	0

1989-90	GP	G	A	PTS	PIM
Bernie Nicholls	10	7	5	12	16
James Patrick	10	3	8	11	0
Kelly Kisio	10	2	8	10	8

# RANGERS YEAR-BY-YEAR PLAYOFF SCORING

1989-90 (CONT'D)	GP	G	A	PTS	PIM
John Ogradnick	10	6	3	9	0
Mike Gartner	10	5	3	8	12
Randy Moller	10	1	6	7	32
Darren Turcotte	10	1	6	7	4
Troy Mallette	10	2	2	4	81
Brian Mullen	10	2	2	4	8
Mark Janssens	9	2	1	3	10
Normand Rochefort	10	2	1	3	26
Carey Wilson	10	2	1	3	0
Jeff Bloemberg	7	0	3	3	5
Lindy Ruff	8	0	3	3	12
Paul Broten	6	1	1	2	2
Jan Erixon	10	1	0	1	2
Mark Hardy	3	0	1	1	2
Miloslav Horava	2	0	1	1	0
Kris King	10	0	1	1	30
Chris Nilan	4	0	1	1	19
Ron Greschner	10	0	0	0	16
Kevin Miller	1	0	0	0	0
Mike Richter	6	0	0	0	0
John Vanbiesbrouck	6	0	0	0	4

1990-91	GP	G	A	PTS	PIM
Bernie Nicholls	5	4	3	7	8
Brian Leetch	6	1	3	4	0
Mark Janssens	6	3	0	3	6
Steven Rice	2	2	1	3	6
Jan Erixon	6	1	2	3	0
Corey Millen	6	1	2	3	0
Darren Turcotte	6	1	2	3	0
Kris King	6	2	0	2	36
Mike Gartner	6	1	1	2	0
Tony Amonte	2	0	2	2	2
Joe Cirella	6	0	2	2	26
Joe Kocur	6	0	2	2	21
Randy Moller	6	0	2	2	11
Brian Mullen	6	0	2	2	0
Mark Hardy	6	0	1	1	30
Paul Broten	5	0	0	0	2
Troy Mallette	5	0	0	0	18
John Ogradnick	4	0	0	0	0
James Patrick	6	0	0	0	6
Mike Richter	6	0	0	0	0
David Shaw	6	0	0	0	11
John Vanbiesbrouck	1	0	0	0	0
Doug Weight	1	0	0	0	0

1991-92	GP	G	A	PTS	PIM
Mike Gartner	13	8	8	16	4
Brian Leetch	13	4	11	15	4
Mark Messier	11	7	7	14	6
Tony Amonte	13	3	6	9	2
Adam Graves	10	5	3	8	22
James Patrick	13	0	7	7	12
Kris King	13	4	1	5	14
Jeff Beukeboom	13	2	3	5	47
Jan Erixon	13	2	3	5	2
Sergei Nemchinov	13	1	4	5	8
Darren Turcotte	8	4	0	4	6
Doug Weight	7	2	2	4	0
Joe Cirella	13	0	4	4	23
Paul Broten	13	1	2	3	10
Randy Gilhen	13	1	2	3	2
Mark Hardy	13	0	3	3	31
Tie Domi	6	1	1	2	32
Joe Kocur	12	1	1	2	38
Jay Wells	13	0	2	2	10
Tim Kerr	8	1	0	1	0
John Ogradnick	3	0	0	0	0
Mike Richter	7	0	0	0	0
John Vanbiesbrouck	7	0	0	0	2

1993-94	GP	G	A	PTS	PIM
Brian Leetch	23	11	23	34	6
Mark Messier	23	12	18	30	33
Alexei Kovalev	23	9	12	21	18
Sergei Zubov	22	5	14	19	0
Adam Graves	23	10	7	17	24
Steve Larmer	23	9	7	16	14
Brian Noonan	22	4	7	11	17
Stephane Matteau	23	6	3	9	20
Esa Tikkanen	23	4	4	8	34
Sergei Nemchinov	23	2	5	7	6
Glenn Anderson	23	3	3	6	42
Jeff Beukeboom	22	0	6	6	50
Craig MacTavish	23	1	4	5	22

1993-94 (CONT'D)	GP	G	A	PTS	PIM
Greg Gilbert	23	1	3	4	8
Alexander Karpovtsev	17	0	4	4	12
Doug Lidster	9	2	0	2	10
Joe Kocur	20	1	1	2	17
Kevin Lowe	22	1	0	1	20
Glenn Healy	2	0	0	0	0
Nick Kypreos	3	0	0	0	2
Ed Olczyk	1	0	0	0	0
Mike Richter	23	0	0	0	2
Jay Wells	23	0	0	0	20

1994-95	GP	G	A	PTS	PIM
Brian Leetch	10	6	8	14	8
Mark Messier	10	3	10	13	8
Alexei Kovalev	10	4	7	11	10
Sergei Zubov	10	3	8	11	2
Pat Verbeek	10	4	6	10	20
Sergei Nemchinov	10	4	5	9	2
Adam Graves	10	4	4	8	8
Petr Nedved	10	3	2	5	6
Steve Larmer	10	2	2	4	6
Nick Kypreos	10	0	2	2	6
Alexander Karpovtsev	8	1	0	1	0
Mark Osborne	7	1	0	1	2
Kevin Lowe	10	0	1	1	12
Stephane Matteau	9	0	1	1	10
Jeff Beukeboom	9	0	0	0	10
Glenn Healy	5	0	0	0	0
Joe Kocur	10	0	0	0	8
Nathan LaFayette	8	0	0	0	2
Troy Loney	1	0	0	0	0
Brian Noonan	5	0	0	0	8
Mattias Norstrom	3	0	0	0	0
Mike Richter	7	0	0	0	0
Jay Wells	10	0	0	0	8

1995-96	GP	G	A	PTS	PIM
Mark Messier	11	4	7	11	16
Pat Verbeek	11	3	6	9	12
Adam Graves	10	7	1	8	4
Jari Kurri	11	3	5	8	2
Niklas Sundstrom	11	4	3	7	4
Alexei Kovalev	11	3	4	7	14
Brian Leetch	11	1	6	7	4
Bruce Driver	11	0	7	7	4
Ulf Samuelsson	11	1	5	6	16
Luc Robitaille	11	1	5	6	8
Sergio Momesso	11	3	1	4	14
Shane Churla	11	2	2	4	14
Kevin Lowe	10	0	4	4	4
Jeff Beukeboom	11	0	3	3	6
Bill Berg	10	1	0	1	0
Doug Lidster	7	1	0	1	6
Alexander Karpovtsev	6	0	1	1	4
Sergei Nemchinov	6	0	1	1	2
Ken Gernander	6	0	0	0	0
Marty McSorley	4	0	0	0	0
Darren Langdon	2	0	0	0	0
Mike Richter	11	0	0	0	0

1996-97	GP	G	A	PTS	PIM
Wayne Gretzky	15	10	10	20	2
Esa Tikkanen	15	9	3	12	26
Mark Messier	15	3	9	12	6
Luc Robitaille	15	4	7	11	4
Brian Leetch	15	2	8	10	6
Russ Courtnall	15	3	4	7	0
Doug Lidster	15	1	5	6	8
Niklas Sundstrom	9	0	5	5	2
Alexander Karpovtsev	13	1	3	4	20
Adam Graves	15	2	1	3	12
Mike Eastwood	15	1	2	3	22
Ulf Samuelsson	15	0	2	2	30
Jeff Beukeboom	15	0	1	1	34
Bruce Driver	15	0	1	1	2
Mike Richter	15	0	1	1	0
Bill Berg	3	0	0	0	2
Eric Cairns	3	0	0	0	0
Shane Churla	15	0	0	0	20
Christian Dube	3	0	0	0	0
Dallas Eakins	4	0	0	0	4
Peter Ferraro	2	0	0	0	0
Pat Flatley	11	0	0	0	14
Ken Gernander	9	0	0	0	0
Darren Langdon	10	0	0	0	2
David Oliver	3	0	0	0	0

# RANGERS YEAR-BY-YEAR PLAYOFF SCORING

2005-06	GP	G	A	PTS	PIM
Blair Betts	4	1	1	2	2
Jed Ortmeyer	4	1	0	1	4
Petr Prucha	4	1	0	1	0
Steve Rucchin	4	1	0	1	0
Ryan Hollweg	4	0	1	1	19
Jaromir Jagr	3	0	1	1	2
Marek Malik	4	0	1	1	6
Michael Nylander	4	0	1	1	0
Michal Rozsival	4	0	1	1	8
Martin Rucinsky	2	0	1	1	2
Fedor Tyutin	4	0	1	1	0
Marcel Hossa	4	0	0	0	6
Darius Kasparaitis	2	0	0	0	0
Henrik Lundqvist	3	0	0	0	0
Dominic Moore	4	0	0	0	2
Colton Orr	1	0	0	0	2
Sandis Ozolinsh	3	0	0	0	6
Tom Poti	4	0	0	0	2
Martin Straka	4	0	0	0	2
Jason Strudwick	3	0	0	0	0
Petr Sykora	4	0	0	0	0
Jason Ward	1	0	0	0	2
Kevin Weekes	1	0	0	0	2
Chad Wiseman	1	0	0	0	2

2006-07	GP	G	A	PTS	PIM
Michael Nylander	10	6	7	13	0
Jaromir Jagr	10	5	6	11	12
Martin Straka	10	2	8	10	2
Brendan Shanahan	10	5	2	7	12
Michal Rozsival	10	3	4	7	10
Sean Avery	10	1	4	5	27
Fedor Tyutin	10	0	5	5	8
Marcel Hossa	10	2	2	4	4
Paul Mara	10	2	2	4	18
Matt Cullen	10	1	3	4	6
Marek Malik	10	1	3	4	10
Karel Rachunek	6	0	4	4	2
Ryan Callahan	10	2	1	3	6
Thomas Pock	4	0	3	3	4
Petr Prucha	10	0	1	1	4
Blair Betts	10	0	0	0	4
Nigel Dawes	1	0	0	0	0
Dan Girardi	10	0	0	0	4
Ryan Hollweg	2	0	0	0	2
Brad Isbister	4	0	0	0	2
Henrik Lundqvist	10	0	0	0	0
Colton Orr	4	0	0	0	12
Jed Ortmeyer	9	0	0	0	2

2007-08	GP	G	A	PTS	PIM
Jaromir Jagr	10	5	10	15	12
Scott Gomez	10	4	7	11	8
Martin Straka	10	3	7	10	16
Brandon Dubinsky	10	4	4	8	12
Sean Avery	8	4	3	7	6
Chris Drury	10	3	3	6	8
Michal Rozsival	10	1	5	6	10
Brendan Shanahan	10	1	4	5	8
Ryan Callahan	10	2	2	4	10
Nigel Dawes	10	2	2	4	0
Marc Staal	10	1	2	3	8
Dan Girardi	10	0	3	3	6
Fedor Tyutin	10	0	3	3	4
Lauri Korpikoski	1	1	0	1	0
Paul Mara	10	0	1	1	20
Fredrik Sjostrom	10	0	1	1	2
Christian Backman	8	0	0	0	12
Blair Betts	8	0	0	0	2
Ryan Hollweg	8	0	0	0	2
Henrik Lundqvist	10	0	0	0	0
Colton Orr	2	0	0	0	0
Petr Prucha	3	0	0	0	0
Jason Strudwick	2	0	0	0	0

2008-09	GP	G	A	PTS	PIM
Scott Gomez	7	2	3	5	4
Brandon Dubinsky	7	1	3	4	18
Nik Antropov	7	2	1	3	6
Markus Naslund	7	1	2	3	10
Ryan Callahan	7	2	0	2	4
Paul Mara	7	1	1	2	8
Sean Avery	6	0	2	2	24
Lauri Korpikoski	7	0	2	2	0
Derek Morris	7	0	2	2	0

2008-09 (CONT'D)	GP	G	A	PTS	PIM
Wade Redden	7	0	2	2	0
Chris Drury	6	1	0	1	2
Marc Staal	7	1	0	1	0
Fredrik Sjostrom	7	0	1	1	0
Artem Anisimov	1	0	0	0	0
Blair Betts	6	0	0	0	0
Dan Girardi	7	0	0	0	6
Henrik Lundqvist	7	0	0	0	0
Colton Orr	5	0	0	0	16
Michal Rozsival	7	0	0	0	4
Steve Valiquette	2	0	0	0	0
Aaron Voros	4	0	0	0	14
Nikolai Zherdev	7	0	0	0	2

2010-11	GP	G	A	PTS	PIM
Brandon Dubinsky	5	2	1	3	2
Wojtek Wolski	5	1	2	3	0
Marian Gaborik	5	1	1	2	2
Ruslan Fedotenko	5	0	2	2	4
Bryan McCabe	5	0	2	2	14
Artem Anisimov	5	1	0	1	0
Erik Christensen	5	1	0	1	2
Matt Gilroy	5	1	0	1	2
Vinny Prospal	5	1	0	1	0
Sean Avery	4	0	1	1	12
Chris Drury	5	0	1	1	2
Brandon Prust	5	0	1	1	4
Michael Sauer	5	0	1	1	0
Marc Staal	5	0	1	1	0
Brian Boyle	5	0	0	0	6
Dan Girardi	5	0	0	0	0
Henrik Lundqvist	5	0	0	0	0
Ryan McDonagh	5	0	0	0	4
Derek Stepan	5	0	0	0	2
Mats Zuccarello	1	0	0	0	2

2011-12	GP	G	A	PTS	PIM
Brad Richards	20	6	9	15	8
Dan Girardi	20	3	9	12	2
Marian Gaborik	20	5	6	11	2
Ryan Callahan	20	6	4	10	12
Artem Anisimov	20	3	7	10	4
Michael Del Zotto	20	2	8	10	12
Derek Stepan	20	1	8	9	4
Chris Kreider	18	5	2	7	6
Ruslan Fedotenko	20	2	5	7	8
Brian Boyle	17	3	3	6	15
Marc Staal	20	3	3	6	12
Anton Stralman	20	3	3	6	4
Ryan McDonagh	20	0	4	4	11
Carl Hagelin	17	0	3	3	17
Brandon Prust	19	1	1	2	31
Brandon Dubinsky	9	0	2	2	14
John Mitchell	18	0	1	1	2
Stu Bickel	18	0	0	0	16
Steve Eminger	4	0	0	0	0
Henrik Lundqvist	20	0	0	0	0
Mike Rupp	20	0	0	0	36

2012-13	GP	G	A	PTS	PIM
Derick Brassard	12	2	10	12	2
Mats Zuccarello	12	1	6	7	4
Carl Hagelin	12	3	3	6	0
Derek Stepan	12	4	1	5	2
Brian Boyle	11	3	2	5	2
Ryan Callahan	12	2	3	5	6
Rick Nash	12	1	4	5	0
Dan Girardi	12	2	2	4	2
Taylor Pyatt	12	2	2	4	4
Ryan McDonagh	12	1	3	4	6
Arron Asham	10	2	0	2	6
Michael Del Zotto	12	1	1	2	8
Chris Kreider	8	1	1	2	0
Steve Eminger	11	0	2	2	4
Brad Richards	10	1	0	1	2
Ryane Clowe	2	0	1	1	0
Derek Dorsett	11	0	1	1	28
Roman Hamrlik	2	0	1	1	2
John Moore	12	0	1	1	2
Micheal Haley	2	0	0	0	0
Henrik Lundqvist	12	0	0	0	0
Kris Newbury	3	0	0	0	2
Darroll Powe	3	0	0	0	0
Marc Staal	1	0	0	0	0
Anton Stralman	10	0	0	0	0



# RANGERS YEAR-BY-YEAR PLAYOFF SCORING

2013-14	GP	G	A	PTS	PIM
Ryan McDonagh	25	4	13	17	8
Martin St. Louis	25	8	7	15	2
Derek Stepan	24	5	10	15	2
Chris Kreider	15	5	8	13	14
Mats Zuccarello	25	5	8	13	20
Carl Hagelin	25	7	5	12	16
Derick Brassard	23	6	6	12	8
Brad Richards	25	5	7	12	4
Benoit Pouliot	25	5	5	10	26
Rick Nash	25	3	7	10	8
Brian Boyle	25	3	5	8	19
Dominic Moore	25	3	5	8	24
Dan Girardi	25	1	6	7	10
Marc Staal	25	1	4	5	6
Anton Stralman	25	0	5	5	4
Kevin Klein	25	1	3	4	6
Daniel Carcillo	8	2	0	2	22
J.T. Miller	4	0	2	2	2
John Moore	21	0	2	2	16
Derek Dorsett	23	0	1	1	19
Jesper Fast	3	0	1	1	0
Henrik Lundqvist	25	0	1	1	0
Raphael Diaz	4	0	0	0	0
Cam Talbot	2	0	0	0	0

2014-15	GP	G	A	PTS	PIM
Derick Brassard	19	9	7	16	20
Rick Nash	19	5	9	14	4
Derek Stepan	19	5	7	12	10
Keith Yandle	19	2	9	11	10
Dan Boyle	19	3	7	10	2
Chris Kreider	19	7	2	9	14
Ryan McDonagh	19	3	6	9	8
J.T. Miller	19	1	7	8	2
Kevin Hayes	19	2	5	7	2
Martin St. Louis	19	1	6	7	4
Jesper Fast	19	3	3	6	2
Carl Hagelin	19	2	3	5	6
Dan Girardi	19	0	4	4	4
Kevin Klein	14	0	4	4	2
Dominic Moore	19	1	2	3	12
James Sheppard	13	1	1	2	8
Mats Zuccarello	5	0	2	2	0
Marc Staal	19	0	1	1	10
Tanner Glass	19	0	1	1	31
Matt Hunwick	6	0	0	0	0
Henrik Lundqvist	19	0	0	0	0

2015-16	GP	G	A	PTS	PIM
Rick Nash	5	2	2	4	4
Derick Brassard	5	1	3	4	0
J.T. Miller	5	0	3	3	4
Brady Skjei	5	0	2	2	2
Marc Staal	5	0	2	2	4
Derek Stepan	5	2	0	2	0
Chris Kreider	5	2	0	2	6
Mats Zuccarello	5	1	1	2	4
Keith Yandle	5	1	0	1	2
Kevin Klein	5	0	1	1	7
Dan Boyle	4	0	1	1	0
Raphael Diaz	1	0	1	1	0
Dominic Moore	5	1	0	1	6
Jesper Fast	5	0	1	1	0
Dan Girardi	2	0	1	1	0
Ryan McDonagh	3	0	0	0	0
Oscar Lindberg	2	0	0	0	2
Eric Staal	5	0	0	0	4
Viktor Stalberg	5	0	0	0	6
Kevin Hayes	3	0	0	0	4
Tanner Glass	4	0	0	0	4
Dylan McIlrath	1	0	0	0	0
Henrik Lundqvist	5	0	0	0	0
Antti Raanta	3	0	0	0	0

2016-17	GP	G	A	PTS	PIM
Mika Zibanejad	12	2	7	9	0
Mats Zuccarello	12	4	3	7	16
Ryan McDonagh	12	2	5	7	12
Michael Grabner	12	4	2	6	0
Jesper Fast	12	3	3	6	0
Derek Stepan	12	2	4	6	4
Brady Skjei	12	4	1	5	10
Rick Nash	12	3	2	5	4

2016-17 (CONT'D)					
Jimmy Vesey	12	1	4	5	9
Chris Kreider	12	3	1	4	18
Oscar Lindberg	12	3	1	4	2
Nick Holden	11	2	2	4	4
Tanner Glass	7	1	3	4	7
Brendan Smith	12	0	4	4	20
Kevin Hayes	12	0	3	3	4
J.T. Miller	12	0	3	3	21
Dan Girardi	12	0	2	2	2
Pavel Buchnevich	5	0	1	1	0
Kevin Klein	1	0	1	1	0
Marc Staal	12	0	0	0	2
Henrik Lundqvist	12	0	0	0	0

2019-20	GP	G	A	PTS	PIM
Artemi Panarin	3	1	1	2	0
Mika Zibanejad	3	1	1	2	0
Chris Kreider	3	1	1	2	6
Ryan Strome	3	0	2	2	7
Marc Staal	3	1	0	1	0
Jacob Trouba	3	0	1	1	0
Tony DeAngelo	3	0	1	1	16
Ryan Lindgren	3	0	1	1	0
Pavel Buchnevich	3	0	0	0	6
Filip Chytil	3	0	0	0	2
Phillip Di Giuseppe	3	0	0	0	0
Adam Fox	3	0	0	0	2
Julien Gauthier	3	0	0	0	0
Brett Howden	3	0	0	0	4
Kaapo Kakko	3	0	0	0	0
Greg McKegg	3	0	0	0	2
Brendan Smith	3	0	0	0	4
Jesper Fast	1	0	0	0	0
Steven Fogarty	1	0	0	0	0
Brendan Lemieux	1	0	0	0	0
Henrik Lundqvist	2	0	0	0	0
Igor Shesterkin	1	0	0	0	0

2021-22	GP	G	A	PTS	PIM
Mika Zibanejad	20	10	14	24	4
Adam Fox	20	5	18	23	2
Chris Kreider	20	10	6	16	14
Artemi Panarin	20	6	10	16	8
Andrew Copp	20	6	8	14	2
Frank Vatrano	20	5	8	13	13
Filip Chytil	20	7	2	9	4
Ryan Strome	19	2	7	9	10
Alexis Lafrenière	20	2	7	9	11
K'Andre Miller	20	2	5	7	10
Ryan Lindgren	17	2	3	5	10
Kaapo Kakko	19	2	3	5	2
Jacob Trouba	20	1	4	5	25
Braden Schneider	20	0	3	3	6
Igor Shesterkin	20	0	3	3	2
Tyler Motte	15	2	0	2	4
Kevin Rooney	15	0	2	2	10
Justin Braun	19	0	1	1	6
Barclay Goodrow	9	0	1	1	6
Ryan Reaves	18	0	0	0	12
Patrik Nemeth	5	0	0	0	8
Jonny Brodzinski	1	0	0	0	2
Dryden Hunt	3	0	0	0	0
Alexandar Georgiev	2	0	0	0	0

2022-23	GP	G	A	PTS	PIM
Chris Kreider	7	6	3	9	0
Adam Fox	7	0	8	8	16
Patrick Kane	7	1	5	6	6
Vladimir Tarasenko	7	3	1	4	2
Mika Zibanejad	7	1	3	4	6
Filip Chytil	7	1	3	4	0
Artemi Panarin	7	0	2	2	2
Niko Mikkola	7	0	2	2	12
Ryan Lindgren	7	1	1	2	6
Kaapo Kakko	7	1	1	2	0
Vincent Trocheck	7	1	0	1	14
Barclay Goodrow	7	1	0	1	29
Jimmy Vesey	7	0	1	1	10
K'Andre Miller	7	0	1	1	4
Braden Schneider	7	1	0	1	9
Jacob Trouba	7	0	0	0	6
Tyler Motte	7	0	0	0	12
Alexis Lafrenière	7	0	0	0	0

## PLAYOFF GOALTENDING YEAR-BY-YEAR

YEAR	GOALTENDER	GP	W	L	T	GA	GAA	SV%	SO
1926-27	Lorne Chabot	2	0	1	1	3	1.50	–	1
1927-28	Lester Patrick	1	1	0	0	1	1.30	–	0
	Joe Miller	3	2	1	0	3	1.00	–	1
	Lorne Chabot	6	2	2	1	8	1.31	–	1
1928-29	John Ross Roach	6	3	2	1	5	0.77	–	3
1929-30	John Ross Roach	4	1	2	1	7	1.36	–	0
1930-31	John Ross Roach	4	2	2	0	4	1.00	–	1
1931-32	John Ross Roach	7	3	4	0	27	3.38	–	1
1932-33	Andy Aitkenhead	8	6	1	1	13	1.60	–	2
1933-34	Andy Aitkenhead	2	0	1	1	2	1.00	–	1
1934-35	Dave Kerr	4	1	1	2	10	2.50	–	0
1936-37	Dave Kerr	9	6	3	–	10	1.08	–	4
1937-38	Dave Kerr	3	1	2	–	8	1.83	–	0
1938-39	Dave Kerr	1	0	1	–	2	1.00	–	0
	Bert Gardiner	6	3	3	–	12	1.66	–	0
1939-40	Dave Kerr	12	8	4	–	20	1.56	–	3
1940-41	Dave Kerr	3	1	2	–	6	1.87	–	0
1941-42	Jim Henry	6	2	4	–	13	2.17	–	1
1947-48	Chuck Rayner	6	2	4	–	17	2.83	–	0
1949-50	Chuck Rayner	12	7	5	–	29	2.25	–	1
1955-56	Gump Worsley	3	0	3	–	14	4.68	.860	0
	Gordie Bell	2	1	1	–	9	4.50	.871	0
1956-57	Gump Worsley	5	1	4	–	21	4.01	.893	0
1957-58	Gump Worsley	6	2	4	–	28	4.61	.871	0
1961-62	Gump Worsley	6	2	4	–	21	3.28	.916	0
1966-67	Ed Giacomin	4	0	4	–	14	3.43	.895	0
1967-68	Ed Giacomin	6	2	4	–	18	3.02	.911	0
1968-69	Ed Giacomin	3	0	3	–	10	3.35	.853	0
	Gilles Villemure	1	0	1	–	4	4.07	.882	0
1969-70	Ed Giacomin	5	2	3	–	19	4.15	.858	0
	Terry Sawchuk	3	0	1	–	6	4.51	.872	0
1970-71	Ed Giacomin	12	7	5	–	28	2.22	.912	0
	Gilles Villemure	2	0	1	–	6	4.50	.829	0
1971-72	Ed Giacomin	10	6	4	–	27	2.72	.902	0
	Gilles Villemure	6	4	2	–	14	2.34	.919	0
1972-73	Ed Giacomin	10	5	4	–	23	2.57	.903	1
	Gilles Villemure	2	0	1	–	2	2.00	.935	0
1973-74	Ed Giacomin	13	7	6	–	37	2.83	.894	0
1974-75	Ed Giacomin	2	0	2	–	4	2.82	.867	0
	Gilles Villemure	2	1	0	–	6	3.83	.872	0
1977-78	John Davidson	2	1	1	–	7	3.46	.901	0
	Wayne Thomas	1	0	1	–	4	4.00	.852	0
1978-79	John Davidson	18	11	7	–	42	2.28	.921	1
1979-80	John Davidson	9	4	5	–	21	2.35	.927	0
1980-81	Steve Baker	14	7	7	–	55	4.01	.856	0
	Steve Weeks	1	0	0	–	1	4.29	.900	0

## PLAYOFF GOALTENDING YEAR-BY-YEAR

YEAR	GOALTENDER	GP	W	L	T	GA	GAA	SV%	SO
1981-82	John Davidson	1	0	0	-	3	5.43	.800	0
	Ed Mio	8	4	3	-	28	3.80	.874	0
	Steve Weeks	4	1	2	-	9	4.27	.857	0
1982-83	Glen Hanlon	1	0	1	-	5	5.00	.894	0
	Ed Mio	8	5	3	-	32	4.02	.892	0
1983-84	Glen Hanlon	5	2	3	-	13	2.53	.922	1
	John Vanbiesbrouck	1	0	0	-	0	0.00	.000	0
1984-85	Glen Hanlon	3	0	3	-	14	5.02	.857	0
	John Vanbiesbrouck	1	0	0	-	0	0.00	1.000	0
1985-86	John Vanbiesbrouck	16	8	8	-	49	3.28	.897	1
	Glen Hanlon	3	0	0	-	6	4.89	.813	0
1986-87	Bob Froese	4	1	1	-	10	3.65	.895	0
	John Vanbiesbrouck	4	1	3	-	11	3.39	.900	1
1988-89	Bob Froese	2	0	2	-	8	6.68	.843	0
	Mike Richter	1	0	1	-	4	4.12	.867	0
	John Vanbiesbrouck	2	0	1	-	6	3.37	.889	0
1989-90	Mike Richter	6	3	2	-	19	3.45	.895	0
	John Vanbiesbrouck	6	2	3	-	15	3.02	.902	0
1990-91	Mike Richter	6	2	4	-	14	2.69	.923	1
	John Vanbiesbrouck	1	0	0	-	1	1.16	.955	0
1991-92	John Vanbiesbrouck	7	2	5	-	23	3.75	.872	0
	Mike Richter	7	4	2	-	24	3.50	.894	1
1993-94	Mike Richter	23	16	7	-	49	2.07	.921	4
	Glenn Healy	2	0	0	-	1	0.89	.941	0
1994-95	Mike Richter	7	2	5	-	23	3.60	.878	0
	Glenn Healy	5	2	1	-	13	3.39	.860	0
1995-96	Mike Richter	11	5	6	-	36	3.27	.883	0
1996-97	Mike Richter	15	9	6	-	33	2.11	.932	3
2005-06	Henrik Lundqvist	3	0	3	-	13	4.40	.835	0
	Kevin Weekes	1	0	1	-	4	4.01	.840	0
2006-07	Henrik Lundqvist	10	6	4	-	22	2.07	.924	1
2007-08	Henrik Lundqvist	10	5	5	-	26	2.57	.909	1
2008-09	Henrik Lundqvist	7	3	4	-	19	3.00	.908	1
	Steve Valiquette	2	0	0	-	0	0.00	1.000	0
2010-11	Henrik Lundqvist	5	1	4	-	13	2.26	.917	0
2011-12	Henrik Lundqvist	20	10	10	-	38	1.82	.931	3
2012-13	Henrik Lundqvist	12	5	7	-	27	2.14	.934	2
2013-14	Henrik Lundqvist	25	13	11	-	54	2.14	.927	1
	Cam Talbot	2	0	1	-	2	2.59	.846	0
2014-15	Henrik Lundqvist	19	11	8	-	41	2.11	.928	0
2015-16	Henrik Lundqvist	5	1	3	-	15	4.39	.867	0
	Antti Raanta	3	0	1	-	4	2.56	.895	0
2016-17	Henrik Lundqvist	12	6	6	-	29	2.25	.926	1
2019-20	Henrik Lundqvist	2	0	2	-	7	3.52	.901	0
	Igor Shesterkin	1	0	1	-	3	3.10	.900	0
2021-22	Igor Shesterkin	20	10	9	-	51	2.59	.929	0
	Alexandar Georgiev	2	0	1	-	2	2.04	.935	0
2022-23	Igor Shesterkin	7	3	4	-	14	1.96	.931	0

## ALL-TIME PLAYOFF SHUTOUTS

Lorne Chabot	vs. Boston Bruins, 4/2/27 at Boston, Semifinals Game 1, 0-0.
Lorne Chabot	vs. Pittsburgh Pirates, 3/27/28 at Madison Square Garden, Quarterfinals Game 1, 4-0.
Joe Miller	vs. Montreal Maroons, 4/12/28 at Montreal, Stanley Cup Finals Game 4, 1-0.
John Ross Roach	vs. New York Americans, 3/19/29 at Madison Square Garden*, Quarterfinals Game 1, 0-0. *Rangers
John Ross Roach	vs. New York Americans, 3/21/29 at Madison Square Garden, Quarterfinals Game 2, 1-0.
John Ross Roach	vs. Toronto Maple Leafs, 3/24/29 at Madison Square Garden, Semifinals Game 1, 1-0.
John Ross Roach	vs. Montreal Maroons, 3/26/31 at Montreal, Quarterfinals Game 2, 3-0.
John Ross Roach	vs. Montreal Canadiens, 3/27/32 at Madison Square Garden, Semifinals Game 3, 1-0.
Andy Aitkenhead	vs. Detroit Red Wings, 3/30/33 at Madison Square Garden, Semifinals Game 1, 2-0.
Andy Aitkenhead	vs. Toronto Maple Leafs, 4/13/33 at Toronto, Stanley Cup Finals Game 4, 1-0.
Andy Aitkenhead	vs. Montreal Maroons, 3/20/34 at Montreal, Quarterfinals Game 1, 0-0.
Dave Kerr	vs. Toronto Maple Leafs, 3/23/37 at Toronto, Quarterfinals Game 1, 3-0.
Dave Kerr	vs. Montreal Maroons, 4/1/37 at Madison Square Garden, Semifinals Game 1, 1-0.
Dave Kerr	vs. Montreal Maroons, 4/3/37 at Montreal, Semifinals Game 2, 4-0.
Dave Kerr	vs. Detroit Red Wings, 4/11/37 at Detroit, Stanley Cup Finals Game 3, 1-0.
Dave Kerr	vs. Boston Bruins, 3/19/40 at Madison Square Garden, Semifinals Game 1, 4-0.
Dave Kerr	vs. Boston Bruins, 3/26/40 at Madison Square Garden, Semifinals Game 4, 1-0.
Dave Kerr	vs. Boston Bruins, 3/28/40 at Boston, Semifinals Game 5, 1-0.
Jim Henry	vs. Toronto Maple Leafs, 3/24/42 at Madison Square Garden, Semifinals Game 3, 3-0.
Chuck Rayner	vs. Montreal Canadiens, 4/6/50 at Montreal, Semifinals Game 5, 3-0.
Eddie Giacomin	vs. Boston Bruins, 4/8/73 at Madison Square Garden, Quarterfinals Game 4, 4-0.
John Davidson	vs. Philadelphia Flyers, 4/22/79 at Madison Square Garden, Quarterfinals Game 4, 6-0.
Glen Hanlon	vs. New York Islanders, 4/5/84 at Nassau Coliseum, Division Semifinals Game 2, 3-0.
John Vanbiesbrouck	vs. Montreal Canadiens, 5/7/86 at Madison Square Garden, Conference Finals Game 4, 2-0.
John Vanbiesbrouck	vs. Philadelphia Flyers, 4/8/87 at Philadelphia, Division Semifinals Game 1, 3-0.
Mike Richter	vs. Washington Capitals, 4/7/91 at Washington, Division Semifinals Game 3, 6-0.
Mike Richter	vs. New Jersey Devils, 4/25/92 at New Jersey, Division Semifinals Game 4, 3-0.
Mike Richter	vs. New York Islanders, 4/17/94 at Madison Square Garden, Conference Quarterfinals Game
Mike Richter	vs. New York Islanders, 4/18/94 at Madison Square Garden, Conference Quarterfinals Game
Mike Richter	vs. Washington Capitals, 5/5/94 at Washington, Conference Semifinals Game 3, 3-0.
Mike Richter	vs. New Jersey Devils, 5/17/94 at Madison Square Garden Conference Finals Game 2, 4-0.
Mike Richter	vs. Florida Panthers, 4/20/97 at Florida, Conference Quarterfinals Game 2, 3-0.
Mike Richter	vs. New Jersey Devils, 5/4/97 at New Jersey, Conference Semifinals Game 2, 2-0.
Mike Richter	vs. New Jersey Devils, 5/8/97 at Madison Square Garden, Conference Semifinals Game 4, 3-0.
Henrik Lundqvist	vs. Atlanta Thrashers, 4/17/07 at Madison Square Garden, Conference Quarterfinals Game 3,
Henrik Lundqvist	vs. Pittsburgh Penguins, 5/1/08 at Madison Square Garden, Conference Semifinals Game 4, 3-0.
Henrik Lundqvist	vs. Washington Capitals, 4/18/09 at Washington, Conference Quarterfinals Game 2, 1-0.
Henrik Lundqvist	vs. Ottawa Senators, 4/16/12 at Ottawa, Conference Quarterfinals Game 3, 1-0.
Henrik Lundqvist	vs. New Jersey Devils, 5/14/12 at Madison Square Garden, Conference Finals Game 1, 3-0.
Henrik Lundqvist	vs. New Jersey Devils, 5/19/12 at New Jersey, Conference Finals Game 3, 3-0.
Henrik Lundqvist	vs. Washington Capitals, 5/12/13 at Madison Square Garden, Conference Quarterfinals Game
Henrik Lundqvist	vs. Washington Capitals, 5/13/13 at Washington, Conference Quarterfinals Game 7, 5-0.
Henrik Lundqvist	vs. Montreal Canadiens, 5/29/14 at Madison Square Garden, Conference Final Game 6, 1-0.
Henrik Lundqvist	vs. Montreal Canadiens, 4/12/17 at Montreal, First Round Game 1, 2-0.

## ALL-TIME PLAYOFF PENALTY SHOTS

PLAYER	DATE	OPPONENT	GAME/SERIES	GOALTENDER	RESULT
Alex Shibicky	4/15/37	at DET	5/F	Earl Robertson	Save
Anders Hedberg	4/17/81	at STL	2/Q	Mike Liut	Goal
Carl Hagelin	5/6/15	at WSH	4/SR	Braden Holtby	Save

## ALL-TIME PLAYOFF PENALTY SHOTS AGAINST

PLAYER	DATE	OPPONENT	GAME/SERIES	GOALTENDER	RESULT
Randy Wood	4/5/90	NYI	1/DSF	Mike Richter	Save
Jaromir Jagr	5/11/92	PIT	5/DF	John Vanbiesbrouck	Goal
Shawn McEachern	5/13/92	at PIT	6/DF	John Vanbiesbrouck	Save
Pavel Bure	6/7/94	at VAN	4/F	Mike Richter	Save
John Madden	4/18/08	at NJD	5/CQF	Henrik Lundqvist	Save
Evgeni Malkin	5/1/08	PIT	4/CSF	Henrik Lundqvist	Save
Jack Hughes	4/18/23	AT NJD	1/FR	Igor Shesterkin	Goal

**RANGERS ALL-TIME PLAYOFF COACHING RECORDS**

COACH	SEASONS	GAMES COACHED	WINS	LOSSES	TIES	WINNING PERCENTAGE	ROUNDS/ (RECORD)
Gerard Gallant	2021-22 - 2022-23	27	13	14	-	.481	4 / (2-2)
David Quinn	2019-20	3	0	3	-	.000	1 / (0-1)
Alain Vigneault	2013-14 - 2016-17	61	31	30	-	.508	10 / (6-4)
John Tortorella	2008-09 - 2012-13	44	19	25	-	.432	7 / (3-4)
Tom Renney	2005-06 - 2007-08	24	11	13	-	.458	5 / (2-3)
Colin Campbell	1994-95 - 1996-97	36	18	18	-	.500	7 / (4-3)
Mike Keenan	1993-94	23	16	7	-	.696	4 / (4-0)
Roger Neilson	1989-90 - 1991-92	29	13	16	-	.448	5 / (2-3)
Phil Esposito	1986-87; 1988-89	10	2	8	-	.200	2 / (0-2)
Ted Sator	1985-86	16	8	8	-	.500	3 / (2-1)
Craig Patrick	1980-81; 1984-85	17	7	10	-	.412	4 / (2-2)
Herb Brooks	1981-82 - 1983-84	24	12	12	-	.500	5 / (2-3)
Fred Shero	1978-79 - 1979-80	27	15	12	-	.556	6 / (4-2)
Jean-Guy Talbot	1977-78	3	1	2	-	.333	1 / (0-1)
Emile Francis	1966-67 - 1974-75	75	34	41	-	.453	14 / (5-9)
Doug Harvey	1961-62	6	2	4	-	.333	1 / (0-1)
Phil Watson	1955-56 - 1957-58	16	4	12	-	.250	3 / (0-3)
Lynn Patrick	1949-50	12	7	5	0	.583	2 / (1-1)
Frank Boucher	1939-40 - 1947-48	27	13	14	0	.481	5 / (2-3)
Lester Patrick	1926-27 - 1938-39	65	31	26	8	.538	24 / (14-10)

**ALL-TIME PLAYOFF COACHING LEADERS**

GAMES COACHED	
Emile Francis	75
Lester Patrick	65
Alain Vigneault	61
John Tortorella	44
Colin Campbell	36
Roger Neilson	29
Gerard Gallant	27
Frank Boucher	27
Fred Shero	27
Tom Renney	24
Herb Brooks	24
Mike Keenan	23
Craig Patrick	17
Ted Sator	16
Phil Watson	16
Lynn Patrick	12
Phil Esposito	10
Doug Harvey	6
Jean-Guy Talbot	3
David Quinn	3

LOSSES	
Emile Francis	41
Alain Vigneault	30
Lester Patrick	26
John Tortorella	25
Colin Campbell	18
Roger Neilson	16
Gerard Gallant	14
Frank Boucher	14
Tom Renney	13
Fred Shero	12
Herb Brooks	12
Phil Watson	12
Craig Patrick	10
Ted Sator	8
Phil Esposito	8
Mike Keenan	7
Lynn Patrick	5
Doug Harvey	4
David Quinn	3
Jean-Guy Talbot	2

WINS	
Emile Francis	34
Lester Patrick	31
Alain Vigneault	31
John Tortorella	19
Colin Campbell	18
Mike Keenan	16
Fred Shero	15
Gerard Gallant	13
Frank Boucher	13
Roger Neilson	13
Herb Brooks	12
Tom Renney	11
Ted Sator	8
Craig Patrick	7
Lynn Patrick	7
Phil Watson	4
Phil Esposito	2
Doug Harvey	2
Jean-Guy Talbot	1
David Quinn	0

ROUNDS	
Lester Patrick	24
Emile Francis	14
Alain Vigneault	10
Colin Campbell	7
John Tortorella	7
Fred Shero	6
Tom Renney	5
Roger Neilson	5
Herb Brooks	5
Frank Boucher	5
Mike Keenan	4
Craig Patrick	4
Gerard Gallant	4
Ted Sator	3
Phil Watson	3
Lynn Patrick	2
Phil Esposito	2
Jean-Guy Talbot	1
Doug Harvey	1
David Quinn	1

WINNING PERCENTAGE	
Mike Keenan	.696
Lynn Patrick	.583
Fred Shero	.556
Lester Patrick	.538
Alain Vigneault	.508
Colin Campbell	.500
Herb Brooks	.500
Ted Sator	.500
Gerard Gallant	.481
Frank Boucher	.481
Tom Renney	.458
Emile Francis	.453
Roger Neilson	.448
John Tortorella	.432
Craig Patrick	.412
Doug Harvey	.333
Jean-Guy Talbot	.333
Phil Watson	.250
Phil Esposito	.200
David Quinn	.000

SERIES WINS (RECORD)	
Lester Patrick	14-10
Alain Vigneault	6-4
Emile Francis	5-9
Mike Keenan	4-0
Fred Shero	4-2
Colin Campbell	4-3
John Tortorella	3-4
Ted Sator	2-1
Gerard Gallant	2-2
Craig Patrick	2-2
Frank Boucher	2-3
Tom Renney	2-3
Roger Neilson	2-3
Herb Brooks	2-3
Lynn Patrick	1-1
Jean-Guy Talbot	0-1
Doug Harvey	0-1
David Quinn	0-1
Phil Esposito	0-2
Phil Watson	0-3

ALL-TIME PLAYOFF COACHING RECORDS YEAR-BY-YEAR

COACH	YEAR	GAMES COACHED	WINS	LOSSES	TIES	WINNING PERCENTAGE	ROUNDS/ (RECORD)
Lester Patrick	1926-27	2	0	1	1	.250	1 / (0-1)
Lester Patrick	1927-28	9	5	3	1	.611	3 / (3-0)
Lester Patrick	1928-29	6	3	2	1	.583	3 / (2-1)
Lester Patrick	1929-30	4	1	2	1	.375	2 / (1-1)
Lester Patrick	1930-31	4	2	2	0	.500	2 / (1-1)
Lester Patrick	1931-32	7	3	4	0	.429	2 / (1-1)
Lester Patrick	1932-33	8	6	1	1	.813	3 / (3-0)
Lester Patrick	1933-34	2	0	1	1	.250	1 / (0-1)
Lester Patrick	1934-35	4	1	1	2	.500	2 / (1-1)
Lester Patrick	1936-37	9	6	3	0	.667	3 / (2-1)
Lester Patrick	1937-38	3	1	2	0	.333	1 / (0-1)
Lester Patrick	1938-39	7	3	4	0	.429	1 / (0-1)
Frank Boucher	1939-40	12	8	4	0	.667	2 / (2-0)
Frank Boucher	1940-41	3	1	2	0	.333	1 / (0-1)
Frank Boucher	1941-42	6	2	4	0	.333	1 / (0-1)
Frank Boucher	1947-48	6	2	4	0	.333	1 / (0-1)
Lynn Patrick	1949-50	12	7	5	0	.583	2 / (1-1)
Phil Watson	1955-56	5	1	4	-	.200	1 / (0-1)
Phil Watson	1956-57	5	1	4	-	.200	1 / (0-1)
Phil Watson	1957-58	6	2	4	-	.333	1 / (0-1)
Doug Harvey	1961-62	6	2	4	-	.333	1 / (0-1)
Emile Francis	1966-67	4	0	4	-	.000	1 / (0-1)
Emile Francis	1967-68	6	2	4	-	.333	1 / (0-1)
Emile Francis	1968-69	4	0	4	-	.000	1 / (0-1)
Emile Francis	1969-70	6	2	4	-	.333	1 / (0-1)
Emile Francis	1970-71	13	7	6	-	.538	2 / (1-1)
Emile Francis	1971-72	16	10	6	-	.625	3 / (2-1)
Emile Francis	1972-73	10	5	5	-	.500	2 / (1-1)
Emile Francis	1973-74	13	7	6	-	.538	2 / (1-1)
Emile Francis	1974-75	3	1	2	-	.333	1 / (0-1)
Jean-Guy Talbot	1977-78	3	1	2	-	.333	1 / (0-1)
Fred Shero	1978-79	18	11	7	-	.611	4 / (3-1)
Fred Shero	1979-80	9	4	5	-	.444	2 / (1-1)
Craig Patrick	1980-81	14	7	7	-	.500	3 / (2-1)
Herb Brooks	1981-82	10	5	5	-	.500	2 / (1-1)
Herb Brooks	1982-83	9	5	4	-	.556	2 / (1-1)
Herb Brooks	1983-84	5	2	3	-	.400	1 / (0-1)
Craig Patrick	1984-85	3	0	3	-	.000	1 / (0-1)
Ted Sator	1985-86	16	8	8	-	.500	3 / (2-1)
Phil Esposito	1986-87	6	2	4	-	.333	1 / (0-1)
Phil Esposito	1988-89	4	0	4	-	.000	1 / (0-1)
Roger Neilson	1989-90	10	5	5	-	.500	2 / (1-1)
Roger Neilson	1990-91	6	2	4	-	.333	1 / (0-1)
Roger Neilson	1991-92	13	6	7	-	.462	2 / (1-1)
Mike Keenan	1993-94	23	16	7	-	.696	4 / (4-0)
Colin Campbell	1994-95	10	4	6	-	.400	2 / (1-1)
Colin Campbell	1995-96	11	5	6	-	.455	2 / (1-1)
Colin Campbell	1996-97	15	9	6	-	.600	3 / (2-1)
Tom Renney	2005-06	4	0	4	-	.000	1 / (0-1)
Tom Renney	2006-07	10	6	4	-	.600	2 / (1-1)
Tom Renney	2007-08	10	5	5	-	.500	2 / (1-1)
John Tortorella	2008-09	7	3	4	-	.429	1 / (0-1)
John Tortorella	2010-11	5	1	4	-	.200	1 / (0-1)
John Tortorella	2011-12	20	10	10	-	.500	3 / (2-1)
John Tortorella	2012-13	12	5	7	-	.417	2 / (1-1)
Alain Vigneault	2013-14	25	13	12	-	.520	4 / (3-1)
Alain Vigneault	2014-15	19	11	8	-	.579	3 / (2-1)
Alain Vigneault	2015-16	5	1	4	-	.200	1 / (0-1)
Alain Vigneault	2016-17	12	6	6	-	.500	2 / (1-1)
David Quinn	2019-20	3	0	3	-	.000	1 / (0-1)
Gerard Gallant	2021-22	20	10	10	-	.500	3 / (2-1)
Gerard Gallant	2022-23	7	3	4	-	.750	1 / (0-1)

# ALL-TIME PLAYOFF RECORDS

## TEAM RECORDS: STREAKS

**LONGEST WINNING STREAK:** 7 1993-94. Began 4/17, with a 6-0 victory over NY Islanders, in Game One of the Conference Quarterfinals.

Ended 5/7, when defeated at Washington, 4-2 in Game Four of the Conference Semifinals.

**LONGEST HOME WINNING STREAK:** 8 (twice) Began 5/05/22 with a 5-2 victory over Pittsburgh, in Game Two of First Round.

Ended 6/9/22, when defeated by Tampa Bay in Game Five of the Conference Finals; Began 3/28/39, with a 2-1 victory over Boston, in Game Four of Semifinals. Ended 3/22/42, when defeated by Toronto in Game Two of the Semifinals.

**LONGEST ROAD WINNING STREAK:** 5 Began 5/9/72, with a 3-2 victory at Boston in Game Five of the Stanley Cup Finals.

Ended 4/15/73, when defeated at Chicago, 5-4 in Game Two of the Semifinals.

**LONGEST LOSING STREAK:** 10 Began 4/11/68, when defeated at Chicago, 7-4 in Game Three of the Quarterfinals. Ended 4/11/70, with a 4-3 victory over Boston in Game Three of the Quarterfinals.

**LONGEST HOME LOSING STREAK:** 6 Began 5/18/15, when defeated by Tampa Bay, 6-2, in Game Two of the Conference Final.

Ended 4/18/17, with a 2-1 victory over Montreal in Game Four of the First Round.

**LONGEST ROAD LOSING STREAK:** 17 Began 4/3/58, when defeated at Boston, 6-1, in Game Five of the Semifinals. Ended 4/11/71, with a 4-2 victory at Toronto in Game Four of the Quarterfinals.

## TEAM RECORDS: PLAYOFF YEAR

**MOST GAMES PLAYED:** 25 2013-14 (13-12).

**MOST WINS:** 16 1993-94 (23 games).

**MOST LOSSES:** 12 2013-14 (25 games).

**MOST TIES:** 2 1934-35 (4 games).

**MOST GOALS:** 81 1993-94 (23 games).

**MOST ASSISTS:** 121 1993-94 (23 games).

**MOST SCORING POINTS:** 202 1993-94 (23 games).

**MOST PENALTY MINUTES:** 426 1985-86 (16 games).

**MOST GOALS ALLOWED:** 60 2013-14 (25 games).

**MOST SHUTOUTS:** 4 (twice) 1993-94 (23 games) and 1936-37 (9 games).

**MOST SHUTOUTS AGAINST:** 3 2013-14 (25 games) and 2014-15 (19 games).

**MOST POWER PLAY GOALS:** 22 1993-94, 8 vs. Islanders, 4 vs. Washington, 4 vs. New Jersey, and 6 vs. Vancouver.

**MOST SHORTHANDED GOALS:** 6 1978-79, 5 vs. Philadelphia and 1 vs. Montreal.

**LATEST DATE OF PLAYOFF GAME:** 8/4/20 vs. Carolina, Qualifying Round, Game Three.

## TEAM RECORDS: SERIES

**MOST GOALS:** 29 1980-81, Quarterfinals. Rangers defeated St. Louis, 4 games to 2, outscoring opponent 29-22.

**MOST GOALS, TWO-GAME SERIES:** 9 1978-79, Preliminary Round. Rangers defeated Los Angeles, 2 games to 0, outscoring opponent 9-2.

**MOST GOALS, THREE-GAME SERIES:** 18 1982-83, Division Semifinals. Rangers defeated Philadelphia, 3 games to 0, outscoring opponent 18-9.

**MOST GOALS, FOUR-GAME SERIES:** 23 1980-81, Preliminary Round. Rangers defeated Los Angeles, 3 games to 1, outscoring opponent 23-12.

**MOST GOALS, FIVE-GAME SERIES:** 28 1978-79, Quarterfinals. Rangers defeated Philadelphia, 4 games to 1, outscoring opponent 28-8.

**MOST GOALS, SIX-GAME SERIES:** 29 1980-81, Quarterfinals. Rangers defeated St. Louis, 4 games to 2, outscoring opponent 29-22.

**MOST GOALS, SEVEN-GAME SERIES:** 28 (twice) 2021-22, First Round, Rangers defeated Pittsburgh, 4 games to 3, being outscored by Penguins 29-28; 1991-92, Division Semifinals. Rangers defeated New Jersey, 4 games to 3, outscoring opponent 28-25.

**MOST GOALS ALLOWED:** 29 2021-22, First Round. Rangers defeated Pittsburgh, 4 games to 3, being outscored by Penguins 29-28.

**MOST GOALS ALLOWED, TWO-GAME SERIES:** 5 (three times) 1934-35, Quarterfinals. Rangers defeated Montreal Canadiens, 6-5 in total goals; 1934-35, Semifinals. Rangers defeated by Montreal Maroons, 5-4 in total goals; 1932-33, Quarterfinals. Rangers defeated Montreal Canadiens, 8-5 in total goals.

**MOST GOALS ALLOWED, THREE-GAME SERIES:** 18 1931-32, Stanley Cup Finals. Rangers defeated by Toronto, 3 games to 0, being outscored 18-10.

**MOST GOALS ALLOWED, FOUR-GAME SERIES:** 22 1980-81, Semifinals. Rangers defeated by NY Islanders, 4 games to 0, being outscored 22-8.

**MOST GOALS ALLOWED, FIVE-GAME SERIES:** 24 1955-56, Semifinals. Rangers defeated by Montreal Canadiens, 4 games to 1, being outscored 24-9.

**MOST GOALS ALLOWED, SIX-GAME SERIES:** 28 (twice) 1957-58, Semifinals. Rangers defeated by Boston, 4 games to 2, being outscored 28-16; 1982-83, Division Finals. Rangers defeated by NY Islanders, 4 games to 2, being outscored 28-15.

**MOST GOALS ALLOWED, SEVEN-GAME SERIES:** 29 2021-22, First Round. Rangers defeated Pittsburgh, 4 games to 3, being outscored by Penguins 29-28.

## ALL-TIME PLAYOFF RECORDS

### TEAM RECORDS: SERIES (CONT'D)

**MOST GOALS, BOTH TEAMS:** 57 2021-22, First Round. Rangers defeated Pittsburgh, 4 games to 3, being outscored by Penguins 29-28

**MOST GOALS, BOTH TEAMS, TWO-GAME SERIES:** 13 1932-33, Quarterfinals. Rangers defeated Montreal Canadiens, 8-5 in total goals.

**MOST GOALS, BOTH TEAMS, THREE-GAME SERIES:** 28 1931-32, Stanley Cup Finals. Rangers defeated by Toronto, 3 games to 0, being outscored 18-10.

**MOST GOALS, BOTH TEAMS, FOUR-GAME SERIES:** 35 1980-81, Preliminary Round. Rangers defeated Los Angeles, 3 games to 1,

outscored opponent 23-12.

**MOST GOALS, BOTH TEAMS, FIVE-GAME SERIES:** 37 1989-90, Division Finals. Rangers defeated by Washington, 4 games to 1, being outscored 22-15.

**MOST GOALS, BOTH TEAMS, SIX-GAME SERIES:** 51 1980-81, Quarterfinals. Rangers defeated St. Louis, 4 games to 2, outscoring opponent 29-22.

**MOST GOALS, BOTH TEAMS, SEVEN-GAME SERIES:** 7 2021-22, First Round. Rangers defeated Pittsburgh, 4 games to 3, being outscored by Penguins 29-28

**MOST OVERTIME GAMES, ONE SERIES:** 4 1938-39, Semifinals. Rangers defeated by Boston, 4 games to 3.

**MOST PENALTY MINUTES:** 224 1988-89, Division Semifinals vs. Pittsburgh (4 games). Pittsburgh had 210 penalty minutes for a total of 434 minutes.

**MOST POWER PLAY GOALS:** 10 1989-90, Division Semifinals vs. NY Islanders.

**MOST SHORTHANDED GOALS:** 5 1978-79, Quarterfinals vs. Philadelphia.

**MOST SHUTOUTS:** 3 1939-40, Semifinals vs. Boston.

**MOST SHUTOUTS AGAINST:** 2 (seven times) 2014-15, Conference Final vs. Tampa Bay; 2013-14, Second Round vs. Pittsburgh; 2008-09,

Conference Quarterfinals vs. Washington; 1986-87, Division Semifinals vs. Philadelphia; 1936-37, Stanley Cup Finals vs. Detroit; 1930-31, Semifinals vs. Chicago; 1927-28, Stanley Cup Finals vs. Montreal Maroons.

**FEWEST GOALS:** 0 1930-31, Semifinals. Rangers defeated by Chicago, 3-0 in total goals.

**FEWEST GOALS, TWO-GAME SERIES:** 0 1930-31, Semifinals. Rangers defeated by Chicago, 3-0 in total goals.

**FEWEST GOALS, THREE-GAME SERIES:** 4 2019-20, Qualifying Round. Rangers defeated by Carolina, 3 games to 0, being outscored 11-4.

**FEWEST GOALS, FOUR-GAME SERIES:** 4 2005-06, Conference Quarterfinals. Rangers defeated by New Jersey, 4 games to 0, being outscored 17-4.

**FEWEST GOALS, FIVE-GAME SERIES:** 5 1927-28, Stanley Cup Finals. Rangers defeated Montreal Maroons, 3 games to 2, being outscored 6-5.

**FEWEST GOALS, SIX-GAME SERIES:** 12 (three times) 1967-68, Quarterfinals. Rangers defeated by Chicago, 4 games to 2, being outscored 18-12; 1947-48, Semifinals. Rangers defeated by Detroit, 4 games to 2, being outscored 17-12; 1941-42, Semifinals. Rangers defeated by Toronto, 4 games to 2, being outscored 13-12.

**FEWEST GOALS, SEVEN-GAME SERIES:** 11 2008-09, Conference Quarterfinals. Rangers defeated by Washington, 4 games to 3, being outscored, 19-11.

**FEWEST GOALS ALLOWED:** 0 (twice) 1936-37, Semifinals. Rangers defeated Montreal Maroons, 2 games to 0, outscoring opponent 5-0;

1928-29, Quarterfinals. Rangers defeated NY Americans, 1-0, in total goals.

**FEWEST GOALS ALLOWED, TWO-GAME SERIES:** 0 (twice) 1936-37, Semifinals. Rangers defeated Montreal Maroons, 2 games to 0, outscoring opponent 5-0; 1928-29, Quarterfinals. Rangers defeated NY Americans, 1-0, in total goals.

**FEWEST GOALS ALLOWED, THREE-GAME SERIES:** 6 1940-41, Quarterfinals. Rangers defeated by Detroit, 2 games to 1, with 6 goals each.

**FEWEST GOALS ALLOWED, FOUR-GAME SERIES:** 3 1993-94, Conference Quarterfinals. Rangers defeated NY Islanders, 4 games to 0, outscoring opponent 22-3.

**FEWEST GOALS ALLOWED, FIVE-GAME SERIES:** 5 1996-97, Conference Semifinals. Rangers defeated New Jersey, 4 games to 1, outscoring opponent 10-5.

**FEWEST GOALS ALLOWED, SIX-GAME SERIES:** 9 1939-40, Semifinals. Rangers defeated Boston, 4 games to 2, outscoring opponent 15-9.

**FEWEST GOALS ALLOWED, SEVEN-GAME SERIES:** 12 (twice) 2012-13, Conference Quarterfinals. Rangers defeated Washington, 4 games to 3, outscoring opponent 16-12; 2014-15, Second Round. Rangers defeated Washington, 4 games to 3, outscoring opponent 13-12.

**FEWEST GOALS, BOTH TEAMS:** 1 1928-29, Quarterfinals. Rangers defeated NY Americans, 1-0 in total goals.

**FEWEST GOALS, BOTH TEAMS, TWO-GAME SERIES:** 1 1928-29, Quarterfinals. Rangers defeated NY Americans, 1-0 in total goals.

**FEWEST GOALS, BOTH TEAMS, THREE-GAME SERIES:** 12 1940-41, Quarterfinals. Rangers defeated by Detroit, 2 games to 1, with 6 goals each.

**FEWEST GOALS, BOTH TEAMS, FOUR-GAME SERIES:** 16 1932-33, Stanley Cup Finals. Rangers defeated Toronto, 3 games to 1, outscoring opponent 11-5.

**FEWEST GOALS, BOTH TEAMS, FIVE-GAME SERIES:** 11 1927-28, Stanley Cup Finals. Rangers defeated Montreal Maroons, 3 games to 2, being outscored by opponent 6-5.

**FEWEST GOALS, BOTH TEAMS, SIX-GAME SERIES:** 24 1939-40, Semifinals. Rangers defeated Boston, 4 games to 2, outscoring opponent 15-9.

**FEWEST GOALS, BOTH TEAMS, SEVEN-GAME SERIES:** 25 2014-15, Second Round. Rangers defeated Washington, 4 games to 3, outscoring opponent 13-12.



# ALL-TIME PLAYOFF RECORDS

## TEAM RECORDS: GAME

**GREATEST WINNING MARGIN:** 7 (twice) last - 4/17/07, Conference Quarterfinals, Game Three. Rangers defeated Atlanta Thrashers, 7-0 at Madison Square Garden.

**GREATEST WINNING MARGIN, HOME:** 7 (twice) last - 4/17/07, Conference Quarterfinals, Game Three. Rangers defeated Atlanta Thrashers, 7-0 at Madison Square Garden.

**GREATEST WINNING MARGIN, ROAD:** 6 (twice) last - 4/7/91, Division Semifinals, Game Three. Rangers defeated Washington, 6-0.

**GREATEST LOSING MARGIN:** 7 (twice) last - 4/19/86, Division Finals, Game Two. Rangers defeated by Washington, 8-1 in Washington.

**GREATEST LOSING MARGIN, HOME:** 6 (twice) last - 4/13/86, Division Semifinals, Game Four. Rangers defeated by Philadelphia, 7-1.

**GREATEST LOSING MARGIN, ROAD:** 7 (twice) last - 4/19/86, Division Finals, Game Two. Rangers defeated by Washington, 8-1.

**MOST GOALS:** 10 4/11/81, Preliminary Round, Game Three. Rangers defeated Los Angeles, 10-3, at Madison Square Garden.

**MOST GOALS ALLOWED:** 8 (five times) last - 4/9/87, Division Semifinals, Game Two. Rangers defeated at Philadelphia, 8-3.

**MOST GOALS, BOTH TEAMS:** 13 (three times) last - 4/27/92, Division Semifinals, Game Five. Rangers defeated New Jersey, 8-5 at Madison Square Garden.

**MOST PENALTY MINUTES, BOTH TEAMS:** 267 4/9/81, Preliminary Round, Game Two. Rangers had 142 penalty minutes and Los Angeles had 125 minutes for a total of 267 minutes.

**FEWEST PENALTY MINUTES:** 0 (three times) last - 5/29/15, Conference Final, Game Seven. Rangers defeated by Tampa Bay, 2-0.

**MOST PENALTY MINUTES:** 142 4/9/81, Preliminary Round, Game Two at Los Angeles. Los Angeles had 125 minutes for a total of 267 minutes.

**MOST POWER PLAY GOALS:** 4 4/8/82, Division Semifinals, Game Two vs. Philadelphia at Madison Square Garden.

**MOST SHORTHANDED GOALS:** 2 (eight times) last - 4/29/17, Second Round, Game Two at Ottawa.

**MOST SHOTS:** 68 5/3/22, First Round, Game One vs. Pittsburgh at Madison Square Garden. Rangers were defeated 4-3 in triple overtime.

**MOST SHOTS ALLOWED:** 83 5/3/22, First Round, Game One vs. Pittsburgh at Madison Square Garden. Rangers were defeated 4-3 in triple overtime.

**FEWEST GOALS, BOTH TEAMS:** 0 (three times) last - 3/20/34, Quarterfinals, Game One. Rangers tied Montreal Maroons 0-0 in first game of total-goals series at Montreal.

## TEAM RECORDS: OVERTIME GAME

**ALL-TIME OVERTIME RECORD:** 42 Wins and 55 Losses; 20-21 at home, 22-34 on the road.

**LONGEST HOME OVERTIME PLAYED BY RANGERS:** 60 min. 40 sec. Quarterfinals, Game Three. Lorne Carr of the New York Americans scored at 0:40 of the fourth overtime, 3/27/38. Americans won, 3-2.

**LONGEST ROAD OVERTIME PLAYED BY RANGERS:** 68 min. 52 sec. Semifinals, Game One. Gus Rivers of the Montreal Canadiens scored at 8:52 of the fourth overtime, 3/28/30 at Montreal. Canadiens won, 2-1.

**SHORTEST HOME OVERTIME PLAYED BY RANGERS:** 11 sec. Preliminary Round, Game Three. J.P. Parise of the New York Islanders scored at 0:11 of the first overtime, 4/11/75. Islanders won, 4-3.

**SHORTEST ROAD OVERTIME PLAYED BY THE RANGERS:** 25 sec. Conference Semifinals, Game Two. Kevin Haller of the Philadelphia Flyers scored at 0:25 of the first overtime, 5/22/95 at Philadelphia. Flyers won, 4-3.

**FASTEST OVERTIME GOAL BY A RANGER:** 33 sec. Preliminary Round, Game One. Steve Vickers scored at 0:33 of the first overtime against the Atlanta Flames at Madison Square Garden, 4/8/80. Rangers won, 2-1.

**MOST SHOTS (OVERTIME):** 34 5/3/22, First Round, Game One vs. Pittsburgh at Madison Square Garden. Rangers were defeated 4-3 in triple overtime.

## TEAM RECORDS: PERIOD

**MOST GOALS:** 6 Quarterfinals, Game Five. Defeated Philadelphia, 8-3 on 4/24/79. Rangers scored six goals in third period and won game, 8-3.

**MOST GOALS ALLOWED:** 5 (nine times) last - First Round, Game Four, 5/9/22 by Pittsburgh at Madison Square Garden. Penguins scored five goals in the second period and won the game, 7-2.

**MOST GOALS BY RANGERS AND OPPONENT:** 9 Quarterfinals, Game Five. 4/24/79 vs. Philadelphia in the third period at Philadelphia. Rangers scored six goals and the Flyers scored three. Rangers won game, 8-3.

**MOST PENALTY MINUTES:** 125 Preliminary Round, Game Two in the first period at Los Angeles on 4/9/81.

**MOST PENALTY MINUTES, OPPONENT:** 104 Preliminary Round, Game Two in the first period at Los Angeles on 4/9/81.

**MOST PENALTY MINUTES, BOTH TEAMS:** 229 Preliminary Round, Game Two in first period at Los Angeles on 4/9/81. Rangers had 125 minutes and Los Angeles had 104 minutes.

**MOST PENALTIES:** 24 Preliminary Round, Game Two in first period at Los Angeles on 4/9/81. Los Angeles had 19 penalties for a total of 43 penalties.

**MOST POWER PLAY GOALS:** 3 (twice) Eastern Conference Final, Game One in the third period at Montreal on 5/17/14. Stanley Cup Finals, Game Three in the first period against Boston at Madison Square Garden on 5/4/72.

**FASTEST TWO GOALS:** 6 sec. Rod Gilbert at 9:32 and 9:38 of second period against Chicago in Game Three of Quarterfinals at Chicago, 4/11/68.

**FASTEST THREE GOALS:** 38 sec. Jim Wiemer at 12:29, Bob Brooke at 12:43, and Ron Greschner at 13:07 of third period against Philadelphia in Game Three of Division Semifinals at Madison Square Garden, 4/12/86.

## ALL-TIME PLAYOFF RECORDS

### INDIVIDUAL RECORDS: CAREER

**MOST GAMES PLAYED:** 122 Dan Girardi  
**MOST GOALS:** 40 Chris Kreider  
**MOST ASSISTS:** 61 Brian Leetch  
**MOST POINTS:** 89 Brian Leetch  
**MOST GOALS BY A DEFENSEMAN:** 28 Brian Leetch  
**MOST ASSISTS BY A DEFENSEMAN:** 61 Brian Leetch  
**MOST POINTS BY A DEFENSEMAN:** 89 Brian Leetch  
**MOST POWER PLAY GOALS (since 1933-34):** 17 Chris Kreider  
**MOST SHORTHANDED GOALS (since 1933-34):** 3 Mark Messier  
**MOST PENALTY MINUTES:** 150 Ching Johnson  
**MOST APPEARANCES BY A GOALTENDER:** 130 Henrik Lundqvist  
**MOST WINS:** 61 Henrik Lundqvist  
**MOST SHUTOUTS:** 10 Henrik Lundqvist  
**LOWEST GAA (min. 10 appearances):** 1.48 Andy Aitkenhead  
**BEST SV% (min. 10 appearances):** .928 Igor Shesterkin  
**MOST PLAYOFF SEASONS:** 12 Henrik Lundqvist and Ron Greschner (note - the 12 seasons for Greschner does not include 1982 Playoffs, when Greschner was on the roster but did not play in the playoffs due to injury)

### INDIVIDUAL RECORDS: PLAYOFF YEAR

**MOST GOALS:** 12 Mark Messier, 1993-94.  
**MOST ASSISTS:** 23 Brian Leetch, 1993-94.  
**MOST POINTS:** 34 Brian Leetch, 1993-94.  
**MOST GOALS BY A DEFENSEMAN:** 11 Brian Leetch, 1993-94.  
**MOST ASSISTS BY A DEFENSEMAN:** 23 Brian Leetch, 1993-94.  
**MOST POINTS BY A DEFENSEMAN:** 34 Brian Leetch, 1993-94.  
**MOST POINTS BY A ROOKIE:** 20 Don Maloney, 1978-79 (18 games, 7 goals, 13 assists).  
**MOST POWER PLAY GOALS:** 6 Mika Zibanejad, 2021-22; Adam Graves, 1995-96.  
**MOST GAME-WINNING GOALS:** 4 Frank Boucher, 1927-28; Brian Leetch, 1993-94; Mark Messier, 1993-94.  
**MOST PENALTY MINUTES:** 93 Ed Hossa, 1980-81.  
**MOST THREE-OR-MORE-GOAL GAMES:** 2 Wayne Gretzky, 1996-97.  
**LONGEST GOAL STREAK:** 5 Cecil Dillon, 1932-33. Game One of the Quarterfinals vs. Montreal Canadiens on 3/26 to Game One of the Stanley Cup Finals vs. Toronto on 4/4 (seven goals over the span).  
**LONGEST ASSIST STREAK:** 8 Adam Fox, 2021-22. Game Three of the Second Round vs. Pittsburgh on 5/22 to Game Three of the Conference Finals at Tampa Bay on 6/5 (11 assists over the span).  
**LONGEST POINT STREAK:** 13 Mark Messier, 1993-94. Game One of the Conference Quarterfinals vs. NY Islanders on 4/17 to Game Four of the Conference Finals at New Jersey on 5/21 (7 goals, 11 assists over the span).  
**MOST CONSECUTIVE SHUTOUTS:** 3 John Ross Roach, 1928-29. Game One of the Quarterfinals at NY Americans on 3/19, 0-0; Game Two of the Quarterfinals vs. NY Americans on 3/21, 1-0; Game 1 of the Semifinals vs. Toronto on 3/24, 1-0.  
**MOST MINUTES PLAYED BY A GOALTENDER:** 1,515:35 Henrik Lundqvist, 2013-14 (25 games).  
**MOST WINS BY A GOALTENDER:** 16 Mike Richter, 1993-94.  
**MOST SHUTOUTS:** 4 (twice) Mike Richter, 1993-94; Dave Kerr, 1936-37.  
**LOWEST GAA (min. four appearances):** 0.77 John Ross Roach, 1928-29.  
**BEST SV% (min. four appearances):** .934 Henrik Lundqvist, 2012-13.

### INDIVIDUAL RECORDS: SERIES

**MOST GOALS:** 6 (four times) Bruce MacGregor, 1973-74, Quarterfinals vs. Montreal; Mike Gartner, 1991-92, Division Semifinals vs. New Jersey; Adam Graves, 1995-96, Conference Quarterfinals vs. Montreal; Chris Kreider, 2022-23, First Round vs. New Jersey  
**MOST GOALS, OPPONENT:** 9 John Druce, 1989-90, Division Finals vs. Washington.  
**MOST ASSISTS:** 8 (five times) Bill Fairbairn, 1972-73, Quarterfinals vs. Boston; Phil Esposito, 1978-79, Quarterfinals vs. Philadelphia; Ryan McDonagh, 2013-14, Conference Final vs. Montreal; Mika Zibanejad, 2021-22, First Round vs. Pittsburgh; Adam Fox, 2022-23, First Round vs. New Jersey  
**MOST ASSISTS, OPPONENT:** 10 (twice) Fleming MacKell, 1957-58, Semifinals vs. Boston; Bob Bourne, 1982-83, Division Finals vs. NY Islanders.  
**MOST POINTS:** 11 (four times) Mark Messier, 1991-92, Division Semifinals vs. New Jersey (5 goals, 6 assists); Mark Messier, 1993-94, Conference Finals vs. New Jersey (4 goals, 7 assists); Brian Leetch, 1993-94, Stanley Cup Finals vs. Vancouver (5 goals, 6 assists); Mika Zibanejad, 2021-22, First Round vs. Pittsburgh (3 goals, 8 assists).  
**MOST POINTS, OPPONENT:** 14 Fleming MacKell, 1957-58, Semifinals vs. Boston.  
**MOST POWER PLAY GOALS:** 5 Adam Graves, 1995-96, Conference Quarterfinals vs. Montreal; Chris Kreider, 2022-23, First Round vs. New Jersey  
**MOST SAVES:** 252 Igor Shesterkin, 2021-22, First Round vs. Pittsburgh.  
**MOST SHUTOUTS:** 3 Dave Kerr, 1940, Semifinals vs. Boston in Game One (4-0), Game Four (1-0), and Game Five (1-0).  
**LOWEST GAA (min. 100 minutes played):** 0.00 (twice) John Ross Roach, 1928-29, Quarterfinals vs. NY Americans; Dave Kerr, 1936-37, Semifinals vs. Montreal Maroons.  
**BEST SV% (min. 100 minutes played, since the NHL began to track the statistic in 1955-56):** .978 Mike Richter, 1996-97, Conference Semifinals vs. New Jersey.

## ALL-TIME PLAYOFF RECORDS

### INDIVIDUAL RECORDS: GAME

**MOST GOALS:** 3 (15 times) last – Derick Brassard, 5/26/15 at Tampa Bay in Game Six of the Conference Final.

**MOST GOALS BY A DEFENSEMAN:** 3 Brian Leetch, 5/22/95 at Philadelphia in Game Two of the Conference Semifinals.

**MOST ASSISTS:** 6 Mikko Leinonen, 4/8/82 against Philadelphia in Game Two of the Division Semifinals.

**MOST POINTS:** 6 Mikko Leinonen, 4/8/82 against Philadelphia in Game Two of the Division Semifinals (six assists).

**MOST POINTS BY A DEFENSEMAN:** 4 (eight times) Adam Fox, 4/18/23 vs. New Jersey in Game One of First Round vs. New Jersey (four assists). Ryan McDonagh, 5/17/14 vs. Montreal in Game One of the Conference Final at Montreal (one goal, three assists). Brian Leetch, 6/7/94 vs. Vancouver in Game Four of the Stanley Cup Finals at Vancouver (one goal, three assists). Brian Leetch, 5/9/94 vs. Washington in Game Five of the Conference Semifinals at Madison Square Garden (one goal, three assists). Brian Leetch, 4/21/94 vs. NY Islanders in Game Three of the Conference Quarterfinals at Long Island (one goal, three assists). Dave Maloney, 4/9/83 vs. Philadelphia in Game Three of the Division Semifinals at Madison Square Garden (four assists). Brad Park, 5/4/72 vs. Boston in Game Three of the Stanley Cup Finals at Madison Square Garden (two goals, two assists). Adam Fox, 5/13/22 at Pittsburgh in Game Six of the First Round in Pittsburgh (4 assists).

**MOST PENALTY MINUTES:** 39 Ed Hospodar, 4/9/81 at Los Angeles in Game Two of the Preliminary Round.

**MOST POWER PLAY GOALS:** 2 (15 times) last - Chris Kreider, 4/20/23 at New Jersey in Game Two of the First Round.

**MOST SHORTHANDED GOALS:** 2 Mark Messier, 4/21/92 against New Jersey at Madison Square Garden in Game Two of the Division Semifinals.

**MOST SHOTS ON GOAL:** 12 Brian Leetch, 4/9/89 against Pittsburgh at Madison Square Garden in Game Four of the Division Semifinals.

**FASTEST GOAL FROM START OF GAME:** 27 sec. Ed Hospodar on 4/9/81 vs. Los Angeles at Los Angeles in Game Two of the Preliminary Round.

**FASTEST GOAL FROM START OF GAME BY OPPONENT:** 13 sec. Claude Larose of Montreal on 4/11/67 at Madison Square Garden in Game Three of the Semifinals.

**MOST SAVES:** 79 Igor Shesterkin, 5/3/22 vs. Pittsburgh in Game One of the First Round at Madison Square Garden.

### INDIVIDUAL RECORDS: PERIOD

**MOST GOALS:** 3 (twice) Conference Quarterfinals, Game Four - Wayne Gretzky, 4/23/97 vs. Florida, at Madison Square Garden in the second period. Conference Finals, Game Six - Mark Messier, 5/25/94 at New Jersey in the third period.

**MOST ASSISTS:** 3 (six times) First Round, Game Two - J.T. Miller, 4/16/16 vs. Pittsburgh at Pittsburgh in the second period. Conference Quarterfinals, Game Three - Jaromir Jagr, 4/17/07 vs. Atlanta at Madison Square Garden in the first period. Conference Quarterfinals, Game Two - Alexei Kovalev, 5/8/95 vs. Quebec at Quebec in the third period. Conference Semifinals, Game Five - Brian Leetch, 5/9/94 vs. Washington, at Madison Square Garden in the first period. Semifinals, Game Three - Jean Ratelle, 4/22/71 vs. Chicago at Madison Square Garden in the first period. Division Semifinals, Game Two - Mikko Leinonen, 4/8/82 vs. Philadelphia at Madison Square Garden in the second period.

**MOST PENALTIES:** 6 Preliminary Round, Game Two - Ed Hospodar, 4/9/81 at Los Angeles in the first period. (2 minors, 1 major, 1 ten minute misconduct, 2 game misconducts).

**MOST PENALTY MINUTES:** 39 Preliminary Round, Game Two - Ed Hospodar, 4/9/81 at Los Angeles in the first period.

**MOST POWER PLAY GOALS:** 2 (five times) Conference Finals, Game Two - Wayne Gretzky, 5/18/97 at Philadelphia in the first period. Conference Quarterfinals, Game Three - Adam Graves, 4/21/96 at Montreal in the first period. Conference Semifinals, Game Two - Brian Leetch, 5/22/95 at Philadelphia in the first period. Semifinals, Game Two - Mac Colville, 3/22/42 vs. Toronto at Madison Square Garden in the third period. Stanley Cup Finals, Game Three - Brad Park, 5/4/72 vs. Boston at Madison Square Garden in the first period.

## NEW YORK RANGERS STANLEY CUP CHAMPIONSHIP TEAMS



1927-28 – Standing (Left to Right)-Ching Johnson, Bill Boyd, Paul Thompson, Lorne Chabot, Lester Patrick (sub-goaltender, manager and coach), Bill Cook, Taffy Abel, Joe Miller (sub-goaltender), Bun Cook. Bottom Row (Left to Right)-Harry Westerby (trainer), Murray Murdoch, Art Chapman, Leo Bourgeault, Patsy Callighen, (unknown), Frank Boucher, Alex Gray.



1932-33 – Standing (Left to Right)-Jimmy Arnott, Gordon Pettinger, Bill Cook, Earl Seibert, Ossie Asmundson, Lester Patrick (Manager), Babe Siebert, Ching Johnson, Bun Cook, Butch Keeling, Murray Murdoch, Ott Heller, Doug Brennan.


Bottom Row (Left to Right)-Wilfie Starr, Carl Voss, Cecil Dillon, Harry Westerby (Trainer), Artie Somers, Andy Aitkenhead.



1939-40 – Standing (Left to Right)-Frank Boucher (Coach), Lynn Patrick, Neil Colville, Ott Heller, Art Coulter (Captain), Babe Pratt, Muzz Patrick, Alf Pike, Lester Patrick (Manager). Bottom Row (Left to Right)-Alex Shibicky, Phil Watson, Kilby MacDonald, Bryan Hextall, Dave Kerr, Mac Colville, Clint Smith, Dutch Hiller, Harry Westerby (Trainer).

## NEW YORK RANGERS STANLEY CUP CHAMPIONSHIP TEAMS

### New York Rangers 1993-94 Stanley Cup Champions



First Row (left to right): Mike Richter, Kevin Lowe, Steve Larmer, Dick Todd - Assistant Coach, Neil Smith - President and General Manager, Mark Messier - Captain, Mike Keenan - Head Coach,  
Colin Campbell - Associate Coach, Brian Leetch, Adam Graves, Glenn Healy. Second Row: Mike Folgia - Trainer, Joe Murphy - Trainer, Glenn Anderson, Joe Kocur, Alexei Kovalev, Craig MacTavish,  
Sergei Nemchinov, Sergei Zubov, Dave Smith - Trainer, Bruce Liffieri - Trainer. Third Row: Esa Tikkanen, Greg Gilbert, Jay Wells, Stephane Matteau, Jeff Beukeboom, Doug Lidster, Brian Noonan,  
Top Row: Mike Hartman, Mike Hudson, Alexander Karpovtsev, Eddie Olczyk, Nick Kypreos.



LUNDOVIST

30

HENF

OVIST NI

RANGERS

A NEW



HENRIK  
30



# **RANGERS HERITAGE**

## Madison Square Garden

### The World's Most Famous Arena

The Rangers images alone are endless, burning, unforgettable...Pete Stemkowski in triple overtime...Ed-die, Ed-die...Mark Messier, Cup in hand, wiping out 54 years of frustration...The Great One's farewell...

Those images just scratch the surface of this building, which also featured Hope and Crosby on Opening Night... Willis Reed out of the tunnel for Game Seven...19 straight Knicks points against Milwaukee...Sinatra in The Main Event...Ali and Frazier in The Fight...The Dunk... Patrick Ewing slam-dunking the Knicks into the Finals... LJ's four-pointer...The Stones and The Dead and The King and The Pope and Streisand and Carter and Clinton and Bush...

It could all only happen in one place...Not a mere building but a state of mind...The greatest of the great in sports, arts and entertainment, summed up in three words...

Madison Square Garden ...

The World's Most Famous Arena...



## BEGINNINGS

The current Garden - located between 31st and 33rd Streets and Seventh and Eighth Avenues on Manhattan's West Side - is the fourth building (third site) to be named Madison Square Garden.

**Garden I** was located at Madison Square: 26th Street and Madison Avenue. It was originally opened in 1874 (at a cost of \$35,000) by the legendary P.T. Barnum as "Barnum's Monster Classical and Geological Hippodrome." However, it was soon renamed "Gilmore's Garden" when the lease was auctioned off to bandmaster Patrick S. Gilmore (the term "Garden" was used often during this period to denote a place of public gathering and entertainment).

The building, which had 28-foot walls without a roof, hosted a varied schedule of social and fraternal meetings, flower shows and commercial exhibitions. When Gilmore's lease expired in 1878, it was picked up briefly

by W. M. Tilesen.

The following year, William Vanderbilt of the New York Central Railroad assumed control of the facility and officially renamed it "Madison Square Garden" on May 31, 1879. Featuring a sports and entertainment program that stressed such

events as boxing and the National Horse Show, Garden I stood until its demolition in 1889.



**Garden II** was constructed on the site of Garden I, opening on Jun. 16, 1890 at a cost of \$1.5 million. It contained an 8,000-seat main arena, 1,500-seat concert hall, 1,200-seat theatre and the world's largest indoor swimming pool. The Spanish Renaissance-style structure was topped by its most famous feature: a 32-story tower and roof garden atop which stood Augustus Saint-Gauden's gold statue of Diana, Goddess of the Hunt.

Stanford White, the renowned architect who designed Garden II, also figured in its most famous - and infamous - event. On the night of Jun. 25, 1906, White was gunned down in the Garden's rooftop garden by Pittsburgh millionaire Harry Thaw, allegedly in revenge for White's long-standing affair with Thaw's wife, showgirl Evelyn Nesbit. The White-Thaw-Nesbit

love triangle was ultimately immortalized in the 1955 film *The Girl in the Red Velvet Swing* - starring Ray Milland as White and Joan Collins as Nesbit - and in the best-seller *American Eve* by Paula Uruburu (Riverhead Books, 2008). Nesbit died in obscurity in California at age 81 in 1967.

Garden II hosted a sporting card heavy with boxing, wrestling, six-day bicycle races and horse shows, along with national events such as the 1924 Democratic National Convention, a marathon that lasted through 16 days and 103 ballots. Movie buffs will recall that in Orson Welles' 1941 classic *Citizen Kane*, Charles Foster Kane's acceptance of the 1916 New York gubernatorial nomination takes place at Garden II (although, obviously, it wasn't actually filmed there).

Garden II closed with a boxing card on May 5, 1925, followed by a mournful eulogy by ring announcer Joe Humphreys: "Farewell to thee, o temple of fistiana. Farewell to thee, o sweet Miss Diana...". The New York Life Insurance Building (51 Madison Avenue) occupies the former site of Gardens I and II, while Diana found a new home at the Philadelphia Museum of Art.



**Garden III** - the "Old Garden" - was built in just 249 days at 49th Street and Eighth Avenue under the watchful eyes of promoter Tex Rickard and architect Thomas Lamb. The fabled 18,000-seat arena, built at a cost of \$5.6 million, opened with a six-day bicycle race on Nov. 24, 1925, and for 43 years was America's premier sports and entertainment showplace. Ironically, Rickard did not live to see the blossoming of Garden III, suffering a fatal appendicitis attack on Jan. 6, 1929.

Anyone who ever set foot in the Old Garden remembers its unforgettable atmosphere...the sky-high balcony...the haze from decades of cigarette smoke...the main lobby, a schmoozer's paradise...the marquee...G.O. Cards...the organ (played first by Gladys Gooding, later by Virginia Thomas)...the unmistakable voice of John Condon...the Nedick's and Adam Hats stores that flanked the main entrance...

Sports - especially hockey, basketball, boxing and track - would be the lifeblood of the Old Garden. But it also hosted entertainment extravaganzas ranging from the Ringling Bros. and Barnum & Bailey

Circus and the Gene Autry Rodeo to star-studded spectacles like Mike Todd's 1957 anniversary party for his film *Around the World in 80 Days* and President John F. Kennedy's May 19, 1962 birthday party which featured Marilyn Monroe's breathless version of "Happy Birthday." On the screen, the Garden provided the inspiration, and title, for the 1932 Paramount epic *Madison Square Garden*, starring Jack Oakie and ZaSu Pitts, as well as the on-location backdrop for the harrowing final reel of John Frankenheimer's 1962 classic *The Manchurian Candidate*.

The first NHL team to play at Garden III was the New York Americans, who rented the building for the 1925-26 season. The Rangers played their first regular season NHL game there on Nov. 16, 1926, beating the Montreal Maroons 1-0. In the 42 years the Rangers played on 49th Street, they would win three Stanley Cup championships (1928, 1933, and 1940) and develop a host of Hall of Famers, including Bill Cook, Bun Cook, Frank Boucher, Ching Johnson, Babe Pratt, Neil Colville, Chuck Rayner, Andy Bathgate, Harry Howell, Gump Worsley, Rod Gilbert, Jean Ratelle, and Eddie Giacomin.



The Rangers played their final game at the Old Garden on the afternoon of Feb. 11, 1968; a 3-3 tie with Detroit. The last event ever was the Westminster Dog Show, over Feb. 12-13, 1968. After the Old Garden was demolished, the site was used for years as a Kinney parking lot. The Worldwide Plaza office/apartment complex, which opened in 1989, now occupies the site.



**Garden IV** On Nov. 3, 1960, Garden president Irving Mitchell Felt announced plans for a new Madison Square Garden - Garden IV - to eventually be built at 33rd Street between Seventh and Eighth Avenues, atop Pennsylvania Station.

Prospective sites for a New Garden had been discussed throughout the mid- and late-'50s, especially the area at Columbus Circle which would eventually house the New York Coliseum and, ultimately, the Time Warner Center.

Then the Garden Corporation obtained the coveted "air rights" above Penn Station from the Pennsylvania Railroad in 1961. The Railroad had entertained the idea of selling Penn Station's air rights as far back as 1951, when faced with a \$72 million deficit. In 1955, Railroad president James Symes and famed real estate developer William Zeckendorf signed an agreement to option the Station's air rights for an industrial-commercial "Palace of Progress", with a new, renovated Penn Station below street level. When the project fell through, the Railroad sold the air rights to the Garden Corporation. Above-ground demolition of Penn Station began on Oct. 28, 1963, with new concrete poured starting on May 1, 1964.



Garden IV opened as a glittering sports and entertainment showplace, with its distinctive circular, cable-suspended roof above the 19,000-seat arena, its 5,000-seat Felt Forum, 48-lane Bowling Center, 500-seat cinema, Hall of Fame Club, National Art Museum of Sport, 50,000-square foot Exposition Rotunda and 29-story office building

(Two Penn Plaza) attached by a pedestrian mall.

The first element of the New Garden complex to open its doors was the Bowling Center, on Oct. 30, 1967. On Nov. 26, 1967, the Felt Forum opened with a performance of the Welsh and Scots Guards.

The "New Garden" itself officially opened on Feb. 11, 1968, when Bob Hope and Bing Crosby hosted "The Night of the Century," a star-studded salute to the USO. One week later - Feb. 18, 1968 - the Rangers played their first game in their new home, a 3-1 victory over a Philadelphia Flyers team that had entered the NHL that season in what signaled the end of the NHL's Original Six era.

## ODDS 'N ENDS

- Cost for design and construction of the present Garden was \$43 million.
- Garden IV was built by Turner Construction and the Del E. Webb Corporation. The building was designed by Charles Luckman, the fabled entrepreneur and architect who died in 1999. Luckman also designed the Great Western Forum, the Los Angeles Convention Center, CBS Television City, the Prudential Center in Boston and the Johnson Space Center in Houston.
- The Garden arena is 425 feet in diameter, 13 stories high, and occupies 820,000-square feet of real estate.
- Each of the four entrance/exit towers is over 100 feet high and contains at least 10 escalators.

## THROUGH THE YEARS

A look at the improvements/enhancements at Garden IV over the years:

**1972:** Garden IV becomes the first New York sports venue to install luxury boxes, formally named "Hall of Fame Lounges." The original deck of 11 luxury suites - each measuring 23 x 15 feet and accommodating 10 people - is installed above the mezzanine level on the 33rd Street side. Due to the ongoing luxury suite construction, basketball broadcast locations are moved to courtside and directly above center-court exit tunnels. Previously, they had been located in a two-level booth suspended from the roof.

**1977:** Original end zone scoreboards replaced by new 36-foot long scoreboards in each end zone, and smaller auxiliary boards on the facing of the mezzanine at center court. New boards feature tenth-of-a-second timing capabilities and black-and-white animated matrix boards.

**1989-91:** Over a three-year span, the Garden complex undergoes its most extensive renovation at the time, a multi-million dollar effort in which:

- Each of the original red, orange, yellow, green, and blue seats is removed and replaced. Primary color scheme is now purple and teal.
- Existing scoreboards are replaced by a computerized, state-of-the-art system that features the eight-sided Center Display Board (37 feet wide at the top, 34 feet wide at the bottom), complete with "GardenVision" color replay screens and multi-colored end zone boards, by White Way Company of Chicago. It is the first eight-sided scoreboard in a major U.S. arena. Original Garden sound system is also completely overhauled, including the replacement of the original center-hung "sound cluster" with four separate

speaker clusters affixed to the arena ceiling.

- Original Hall of Fame Lounges (luxury boxes) are removed and replaced by a completely new deck of 89 Club Suites that encircles the entire arena, including a double-deck of suites on the 7th Avenue end.
- The Paramount, a state-of-the-art, 5,600-seat theatre, is constructed on the former site of the Felt Forum (which is now named The Theater at Madison Square Garden). Fronting the main entrance is the Garden Walk of Fame, which opens in 1992.
- Two dining facilities - The Club Restaurant and the Play-By-Play sports bar and restaurant - are constructed on the former site of the Bowling Center and the Hall of Fame Club.
- Garden exterior renovated, including the installations of animated color matrix boards above the Seventh Avenue entrance to Penn Station and the Eighth Avenue facade.
- Upgrades and improvements in other areas of the Garden, including concession stands (and all-new Food Courts), locker rooms, press room, box office, Garden Team Store and broadcast facilities.

**1995:** Knicks and Rangers locker room areas are further renovated and expanded, including increased player/locker space, expanded training and X-ray facilities and individual offices for all coaches.

**2000:** Ongoing improvement program in the new century features "GardenVision" upgraded to HD format, making it the first indoor arena to feature HD playback.

**2007:** LED and Matrix center scoreboard and side out-of-town boards installed.

## THE GARDEN TRANSFORMED

On October 25, 2013, Madison Square Garden began a new chapter in its celebrated history, with the completion of its three-year Transformation. The unprecedented project, which required 2.6 million man hours of labor, touched every aspect of the Arena, significantly enhancing the experience of customers, athletes, entertainers, suite holders and marketing partners, from the first row to the last.

The Transformed Garden ensures that the World's Most Famous Arena will continue to attract the historic, unforgettable events for which it has been known throughout its history, while also elevating the total customer experience. Patrons now have access to a full list of amenities including: improved sightlines; additional entertainment and dining options; new concourses; upgraded hospitality areas; new technology; and a completely transformed interior, which was carefully planned to



maintain the unique intimacy of the Arena bowl and The Garden's world famous ceiling.

Specific highlights include:

- The Chase Square Seventh Avenue entrance, which is nearly double in size of the previous entrance and features interactive kiosks, retail space and a broadcast area, along with an area dedicated to celebrating the efforts of the Garden of Dreams Foundation, a non-profit charity supported by MSG;
- Public concourses that are double or triple in width, some with spectacular city views;
- A wide selection of food and beverage options, including exclusive food offerings featuring some of New York's top chefs;
- Improved upper bowl sightlines that put patrons more than 17 degrees closer to the action;
- Chase bridges that provide one-of-a-kind views of the arena floor and offer a unique perspective for fans;
- State of the art lighting, sound and LED video systems in high definition and new fiber-optic cabling throughout the building;
- Improved locker rooms, dressing rooms, green rooms and production offices;
- Additional restrooms with 50 percent more capacity;
- Unique exhibits celebrating the Garden's stories history, including the Garden 366 visual retrospective and the Defining Moments Exhibit on the Madison and Concourse levels; and
- A whole new slate of suite and entertainment offerings, including:
  - 21 Event Level suites that offer a lounge/entertainment atmosphere
  - 58 Lexus Level suites that are 40 percent larger than our previous suites, and located as close as 23 rows above the arena floor
  - 18 transformed 9th Floor Signature Level suites; and
  - Three new club spaces: the J.P. Morgan Club; the Delta SKY360 Club on the Event Level; and the Madison Club on the 7th floor

Today's acclaim for Madison Square Garden is a testament to the careful planning and execution of the Transformation – and a signal that The Garden's future will be as bright as its celebrated past.

“New York is not a city. It is a set of cities, dozens of them, divided by caste, class, taste and blood. Most of us are welcome in a few of these cities, barred from others by tradition, or fear, or indifference, or income. But all of us hold safe conduct passes to The Garden. It is a center of experience for the same reason New York is: nothing is out of place there. Walk through a neighborhood of New York and you will find people who would never dream of setting foot in Carnegie Hall, the Empire State Building, the Fillmore East, Sunnyside Gardens, The Four Seasons, or the Bronx Zoo. Madison Square Garden is alien to none of us.”

- Jeff Greenfield, 1974



Entering the 98th year of operation,  
the **NEW YORK RANGERS** have entertained  
fans with some of the most memorable moments  
in New York sporting history. Playing at Madison Square  
Garden, the World's Most Famous Arena, the Rangers  
have built a storied reputation on pride, passion, and  
tradition.

It might seem hard to believe, but the New York Rangers were once an NHL expansion team.

The year was 1926, and hockey was already a popular sport at Madison Square Garden – only the team of choice was not yet the Blueshirts. Back then, another NHL squad, the old New York Americans, were drawing big crowds in their first season at The Garden.

The Americans, who wore stars-and-stripes jerseys patterned after the American flag, proved that MSG was a perfect venue for hockey. Garden President George Lewis “Tex” Rickard came to realize that the time was ripe for a second New York hockey team – one owned and operated by The Garden itself. Working with the league, Rickard managed to secure a team for the 1926-27 season.

Rickard knew he had to put a strong team on the ice to compete with the Americans and win over the loyalty of New Yorkers just discovering hockey. To assemble this team, he convinced one of the brightest minds in hockey, Conn Smythe, to leave his post at the University of Toronto. Rickard encouraged Smythe to travel throughout North America in search of the most talented “undiscovered” players he could find.




Smythe ended up laying the groundwork for a team that was instantly a Stanley Cup contender. In the course of one summer, he found future Hall of Fame forwards Frank Boucher, Bill Cook, and Bun Cook, Hall of Fame defenseman Ivan 'Ching' Johnson, and winger Murray Murdoch, who would become hockey's first 'Iron Man' by playing 508 consecutive games.

As Smythe was out signing players, sportswriters back in New York began referring to the team as 'Tex's Rangers'. The name stuck, and Rickard formally adopted it – stripping the word "Rangers" diagonally across the front of a blue jersey to make his team stand out from the Americans, whose name was displayed horizontally on the players' jerseys.

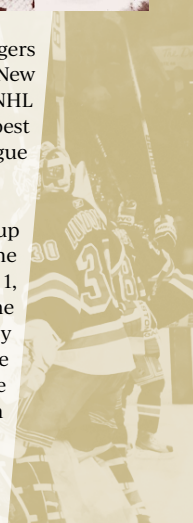
Before the start of the 1926-27 season, Smythe left the team he had built as a result of disagreements with Garden management. Rickard looked west to British Columbia, where he found one of hockey's great pioneers in Lester Patrick. Although Smythe had put the majority of the roster together, it was Patrick who would mold it into a championship team.

Patrick, who would become nicknamed "The Silver Fox", was the face of the Rangers for the franchise's first two decades of existence. Serving as the team's Head Coach and General Manager (as well as a player during the 1928 Stanley Cup Finals), Patrick not only guided the Rangers to an extended period of success, he introduced the game of ice hockey to New Yorkers. Through his relationship with prominent sportswriters, Patrick's chats and lessons on the game helped readers become accustomed to the new game, and the Rangers would soon be the favorite hockey team among New Yorkers.



With Patrick leading a group of future Hall of Fame players, the Rangers immediately established themselves as a formidable hockey team in New York, and as a result, they quickly surpassed the Americans in both the NHL standings and popularity. They finished their first season with the best record in the American Division, and team captain Bill Cook led the league with 33 goals and 37 points.

The following year, they won the first of the franchise's four Stanley Cup championships, defeating the Montreal Maroons, three-games-to-two. The series' defining moment came in Game 2. After the Rangers lost Game 1, goaltender Lorne Chabot suffered an injury that forced him to leave the contest. When the Maroons refused to let Patrick use their emergency goaltender to finish the game, the 44-year old Head Coach put on the goalie gear and inserted himself into the net. Patrick only allowed one goal for the rest of the game, helping the Rangers win the game in overtime and eventually the Stanley Cup.



Since the Rangers pulled off their remarkable feat in 1928, no other NHL team has ever won the Cup in its first two years of existence.

The Rangers earned the adoration of New Yorkers with a reputation for hard, clean play. Combined with Patrick's innovative tactics, the Rangers became known as 'the classiest team in hockey,' advancing to the Finals four times in their first seven years and winning two Stanley Cups.

The core of these early Rangers teams was the team's top offensive trio, center Frank Boucher, right wing Bill Cook, and left wing Bill Cook. The three players were nicknamed the "A Line" for the subway line that ran underneath Madison Square Garden on Eighth Avenue. Each player was an innovator in his own way and made his own mark on franchise history.

Boucher epitomized the club's style and grace, winning the Lady Byng Trophy so frequently (seven times in an eight-year span) that the league allowed him to keep the original silverware and struck a new award. Brothers Bill and Bun flanked Boucher and provided the bulk of the scoring for over a decade. Bill Cook, who was the Rangers captain for his entire 11-year career with the Blueshirts, still holds the franchise's all-time record for hat tricks with nine, and he led the NHL in goals in three different seasons. Bun Cook was a perfect complement to his brother and Boucher. Bun, whose real name was Fred, received the nickname for his penchant of hopping like a bunny while skating. He also is credited with being the first player in hockey to use a slap shot, a maneuver that is still used regularly in the NHL.

After advancing to the Stanley Cup Finals in 1931-32, the Rangers returned the following season. Bill Cook led the NHL with 28 goals and 50 points in 1932-33, and scored the Cup-clinching goal in overtime in Game 4 of the 1933 Stanley Cup Finals to give the Rangers their second Stanley Cup in franchise history.

### **"THE BEST TEAM I'D EVER SEEN"**

By the late 1930s, as the Cook brothers and Boucher ended their playing careers, New York had a new group of stars. The team acquired goalie Davey Kerr from the Montreal Maroons in 1934 and defenseman Art Coulter from Chicago in 1936, and the duo formed the backbone of the next great Rangers team. Coulter succeeded Bill Cook as Rangers captain in 1937-38, and during that same year,

Kerr became the first hockey player to be featured on the cover of Time Magazine, adding to the Rangers' growing popularity.

Prior to the 1939-40 season, Boucher succeeded Patrick as Head Coach, with Patrick remaining as the team's General Manager. Boucher needed almost no time at all to bring the Cup back to New York. Led by Hall of Famers Neil Colville and Bryan Hextall, the Rangers won their third Stanley Cup title in 1940.

The 1939-40 squad established franchise records with a 10-game winning streak and a 19-game unbeaten streak, and Boucher referred to them as the best team he'd ever seen.





Two years later in 1941-42, the Rangers were Regular Season Champions, thanks largely to the “Powerhouse Line”, the trio of Hextall, Lynn Patrick (Lester’s son), and Phil Watson, who finished first, second, and fourth, respectively, in league scoring.

Over their first 16 seasons, the Rangers missed the playoffs only once, and only twice did they fall lower than third place. By the early 1940s, the Blueshirts’ popularity contributed to the decline of the Americans, who eventually folded in 1942. During the 16-year span in which they were one of two New York hockey teams, the Rangers won one regular season championship, two American Division championships, and finished second in the league three times. In the process, Rangers games at The Garden became popular, attracting a ‘dinner-jacket’ crowd that often included sports figures, Broadway entertainers, New York’s society elite, and City Hall politicians.

### THE ORIGINAL SIX ERA

In 1942, the Rangers became the only hockey team in the New York metropolitan area – a distinction they would hold for the next 30 years. The folding of the Americans had left just six NHL teams to compete for the Stanley Cup from the 1942-43 season all the way through the 1966-67 season – the final year before the modern NHL expansion began. The six teams that played during these golden years would forever be known as the Original Six, even though several of them, including the Rangers, were not part of the NHL when the league began operating in 1917.

Unfortunately, the Original Six Era wasn’t good to New York. The club struggled throughout the 1940s, as several members of the Rangers’ all-star lineup served in their country’s armed forces during World War II. Between 1943 and 1955, the Rangers made the playoffs only twice, although the second trip in 1950 took the Blueshirts all the way to the Stanley Cup Finals. New York pushed Detroit to the second overtime of Game 7 despite having to play home games in Toronto because the circus was at MSG. The 1950 Rangers’ team was the ultimate Cinderella squad; they finished with a losing record in the regular season, yet stunned Montreal in the opening round before giving the regular-season champion Red Wings a major scare by taking a three-games-to-two lead after five games.

While the 1940s and most of the 1950s were lean years for the organization, each Rangers team featured outstanding individual talents: Buddy O’Connor became the first Ranger to win the Hart Trophy as NHL MVP in 1947-48, and goaltender Chuck Rayner won it again in 1949-50 en route to his dramatic effort in the 1950 Stanley Cup Finals. Rayner, a Hall of Fame goaltender who played eight seasons with the Blueshirts, was so impressive in goal that the Rangers were sometimes dubbed the “Rayngers” due to his importance to the team’s success.



A fertile farm system and deft trades would eventually improve the team's fortunes. Hall of Famers Andy Bathgate, Dean Prentice, Harry Howell, Bill Gadsby, and Gump Worsley boosted the team into the playoffs for three consecutive years from 1955-56 to 1957-58.

Bathgate became the club's captain and all-time leading scorer, and he won the Hart Trophy in 1958-59. Howell was a steady presence on the blue line and became recognized as one of the best defensemen in the NHL, receiving the Norris Trophy as the NHL's top blueliner in 1966-67. Worsley was the team's backbone, as he led the NHL in saves three times in a four-year span.



### **"WE DID IT ALL EXCEPT WIN IT ALL"**

A Rangers Renaissance took hold in the 1960s under the leadership of Head Coach and General Manager Emile Francis. Beginning in the last season of the Original Six Era of 1966-67, the team made the playoffs nine consecutive seasons and was the only NHL team of the period to do so. Led by Rod Gilbert, who eclipsed Bathgate's all-time franchise records for goals and points, and linemates Jean Ratelle and Vic Hadfield, the Rangers became a perennial NHL powerhouse for the first time since World War II. In addition to their offensive firepower, the Rangers were boosted by a pair of future Hall of Famers who became the backbone of the defense: goaltender Ed Giacomin and defenseman Brad Park.



The apex of that dominating stretch came in 1971-72. The Rangers finished the season with a 48-17-13 record, good enough for the second-best record in the NHL. Hadfield, Ratelle, and Gilbert, nicknamed the "G-A-G Line" (or Goal-A-Game Line), became the first linemates in NHL history to all score at least 40 goals

in the same season. Hadfield became the first Rangers player to record 50 goals in a season and Ratelle established a franchise record by tallying 109 points in just 63 games. The Blueshirts defeated Montreal and Chicago to advance to the Stanley Cup Finals, where they ultimately lost to Boston in six games.

At the end of the season, the Rangers learned they would not be New York's only hockey team any longer, as the NHL announced the formation of the New York Islanders, who would quickly emerge as the Blueshirts' most bitter local rival.



The Francis Era yielded four consecutive trips to the Semifinals from 1970-71 to 1973-74, which included the team's appearance in the Stanley Cup Finals in 1971-72. For all of the team's accomplishments during this stretch, bringing the Cup back to The Garden eluded their grasp. After losing the Islanders in the 1975 Stanley Cup Playoffs, Giacomin, Ratelle, and Park exited the organization early in the 1975-76 season, and Francis' departure soon followed. In looking back on his time with the Rangers, Francis said, "We did it all except win it all."

## RETURN TO THE FINALS

Following a two-year absence from post-season play in the mid-1970s, a new core of Rangers led the team to another Stanley Cup Finals run. After hiring Fred Shero as Head Coach and General Manager in 1978, the Rangers quickly signed Swedish superstars Ulf Nilsson and Anders Hedberg, who had dominated the World Hockey Association. Hedberg and Nilsson were joined by future Hall of Famer Phil Esposito and a cast of young, homegrown talent that included Ron Greschner, Steve Vickers, brothers Dave and Don Maloney, Don Murdoch, and Ron Duguay. Esposito, who was acquired from the Boston Bruins in the trade that sent Ratelle and Park to Boston in 1975, was named captain after he arrived in New York and became the team's inspirational leader following Gilbert's retirement during the 1977-78 season.

This group of Rangers, anchored by goaltender John Davidson, led the team to series victories over Los Angeles and Philadelphia in the first two rounds of the 1979 Playoffs. In the Semifinals, the Blueshirts upset the top-seeded Islanders in six games to advance to the Stanley Cup Finals, thanks in large part to the goaltending of "JD". The Rangers' remarkable run ended in the Finals, however, as the Montreal Canadiens defeated the Blueshirts in five games.



The trip to the 1979 Stanley Cup Finals was the second of 10 straight playoff appearances for the Rangers, stretching from 1977-78 to 1986-87. During this time, the team added many colorful characters and fan favorites, including defensemen Barry Beck and Reijo Ruotsalainen, forwards Mike Rogers, Mark Pavelich, Pierre Larouche and Jan Erixon, and goaltender John Vanbiesbrouck.

## THE WAITING IS OVER

In the mid-1980s, the Rangers drafted two players who would be instrumental in the team's success for the next two decades. First, the Rangers selected goaltender Mike Richter in the second round of the 1985 NHL Entry Draft. Then, in 1986, the Rangers used the ninth overall selection to draft a defenseman from Connecticut named Brian Leetch.

It was not, however, until 1991 that the Rangers truly took their first step down the road to a long-awaited Stanley Cup Championship. In September of that year, the team signed free agent forward Adam Graves, and one month later, acquired future Hall of Famer Mark Messier from the Edmonton Oilers. Messier, who was named captain prior to his first home game as a Ranger at MSG, led the Blueshirts to the Presidents' Trophy and won the Hart Trophy as the NHL's MVP in 1991-92. Despite the team's success during the regular season, the Rangers were eliminated by Pittsburgh in six games in the Patrick Division Finals.

In 1993-94, the Rangers once again finished with the NHL's top record and posted their best regular season record at the time with 52 wins and 112 points. After defeating the Islanders and Capitals in the first two rounds of the playoffs, the Blueshirts fell behind three-games-to-two to the New Jersey Devils in the Eastern Conference Finals. Facing elimination on the road in Game 6, Messier guaranteed that the Rangers would win the game, and then tallied a natural hat trick in the third period to lead the Rangers to a 4-2 victory. Two nights later, the Rangers advanced to the Finals with a 2-1 win in Game 7, as Stephane Matteau scored the game-winning goal in double-overtime.



After ousting New Jersey, the Rangers faced the Vancouver Canucks in the Finals. The series turned into another seven-game thriller for the Blueshirts, which ended with a 3-2 victory in Game 7 at MSG. The Rangers' fourth Cup and the numerous franchise records set that season continued a long, distinguished history marked by outstanding team

and individual performances. The emergence of superstars Leetch, Richter, and Graves, who broke Hadfield's team record with 52 goals in 1993-94, provided the organization with the on-ice skill and off-ice leadership in order to consistently have a Stanley Cup-caliber roster.

## LEGENDARY BLUESHIRTS

Just two years after winning the Cup, the Rangers made headlines again in 1996 by signing the greatest player in NHL history. Wayne Gretzky would play a big part in the team's run to the 1997 Conference Finals during the first of his three seasons with the Blueshirts. "The Great One" played the final game of his NHL career with the Rangers on April 18, 1999. During the pre-game ceremony, the NHL announced that Gretzky's No. 99 would never be worn by another player.

In the years that followed, the Rangers would also say goodbye to the legends that graced The Garden ice in the 1990s. The first departure was the premature retirement of Richter, who was forced to hang up his skates due to injuries. For 14 seasons, he had provided Rangers fans with some of the team's most historic moments, including his performance in the 1994 Stanley Cup run. Richter's accomplishments were celebrated by the team when his No. 35 was raised to the



rafters of Madison Square Garden on February 4, 2004, becoming just the third player after Gilbert and Giacomini to have such an honor bestowed on him.

The 2003-04 season featured another great moment as Messier passed Gordie Howe for second on the NHL's all-time scoring list, trailing only his friend and former teammate Gretzky. It was one of the final great accomplishments of Messier's career, because following the lockout season of 2004-05, the man known as "The Captain" announced his retirement. Messier had played 10 of his 25 NHL seasons in New York, and was recognized as the difference-maker on the 1994 Cup team. On January 12, 2006, the Rangers honored Messier's legacy by retiring his No. 11 in a special on-ice ceremony prior to the Rangers - Edmonton Oilers game.

Two years after Messier's number went to the MSG rafters, the Rangers retired Leetch's No. 2. Perhaps the greatest defenseman in Rangers history, Leetch rewrote every scoring record by a blueliner in his sparkling 17-year career in New York, netting 240 goals, 741 assists and 981 points. During his Rangers tenure, Leetch became the only NHL player other than Bobby Orr to win the Calder Trophy as Rookie of the Year, the Conn Smythe Trophy as playoff MVP, and the Norris Trophy as the league's top defenseman, which he did twice in his career.



In 2008-09, Graves was the fourth and final member of the 1994 Championship team to have his number raised to The Garden rafters.

Graves spent 10 years with the Rangers, and finished his career third on the Blueshirts' all-time goals list (280). The two-time Rangers' MVP (1992-93, 1993-94) will always be best known for his achievements and contributions to the Rangers magical 1994 Stanley Cup team, helping break a 54-year old championship drought.

That same year, the organization retired Howell's No. 3, and Bathgate's No. 9. Two of the classiest men to play for the Rangers, Howell and Bathgate were the premier Blueshirts during the 1950s and 1960s. Howell holds the team record for career games played (1,160), while Bathgate ranks fourth in team history in goals (272), assists (457), and points (729).

A decade later, the Rangers bestowed the highest honor a player can receive to two-thirds of the G-A-G Line. First Ratelle's No. 19 jersey was raised to The Garden rafters during the 2017-18 season. One of the best centers of his generation, Ratelle ranks second in franchise history in goals (336) and third on the Rangers' all-time list in assists (481) and points (817). Hadfield became the 10th player to have his jersey retired by the organization, as his No. 11 was immortalized in 2018-19.



## RETURN TO EXCELLENCE

Following the lockout that cancelled the 2004-05 season, the Rangers built a team around a combination of young, homegrown players and skilled veterans. The mix produced instant results, as the 2005-06 Blueshirts won 44 games and posted the sixth 100-point campaign in team history to return to the playoffs.

The Rangers were led by two players who represented the blend of experience and youth on the roster. Jaromir Jagr, who was acquired in the middle of the 2003-04 season, established Rangers single-season records with 54 goals and 123 points and won the Lester B. Pearson Award for the NHL's Most Outstanding Player as chosen by fellow players. While Jagr led the team offensively, the Blueshirts were anchored in goal by a 24-year-old from Sweden named Henrik Lundqvist, who established a Rangers rookie record with 30 wins and was named a finalist for the Vezina Trophy as the NHL's top goaltender.

The 2005-06 season was the start of a magical, 15-year run for Lundqvist with the Rangers. He captivated the hearts and minds of Rangers fans with his tremendous skill and unparalleled intensity on the ice. During



his tenure in New York, he rewrote the Rangers' record book and established numerous franchise records, including career appearances, wins, and shutouts by a goaltender. During this stretch, he was named Team MVP in seven consecutive seasons (2006-07 - 2012-13), setting franchise records for most consecutive Team MVPs and most overall Team MVPs. Not only did Lundqvist set franchise records, he became the

only goaltender in NHL history who earned at least 30 wins in 11 of his first 12 seasons in the league.

Lundqvist's arrival in New York also marked the start of an extended period of success for the Rangers. Beginning in 2005-06, the Rangers made the playoffs 11 different times over a 12-season span. While the Rangers were one of four teams that made the playoffs in 11 different seasons over that time period, they were the only NHL team that was not mathematically eliminated from playoff contention in any game during the stretch.

This consistent run of success, which was highlighted by seven consecutive playoff appearances from 2010-11 - 2016-17 and three trips to the Eastern Conference Final in a four-year span, provided memorable experiences for Rangers fans and added to the franchise's storied history. Led by Lundqvist, who won the Vezina Trophy as the NHL's Top Goaltender, the blue-collar Blueshirts posted a 51-24-7 record during the 2011-12 season to finish in first place in both the Atlantic Division and Eastern Conference for the first time since 1993-94.

That season featured several memorable games, including a come-from-behind, 3-2 win in the 2012 Winter Classic against the Flyers at Citizens Bank Park in Philadelphia, and the Rangers advanced to the Eastern Conference Final for the first time since 1997.

The next chapter of the Rangers' successful run took place in 2013-14. After defeating Philadelphia in a seven-game series in the First Round of the playoffs, the Rangers rallied from a three-games-to-one deficit against the Pittsburgh Penguins in the Second Round to win the series in seven games. The Rangers followed up their come-from-behind series win by securing their first appearance in the Stanley Cup Final in 20 years, defeating the Montreal Canadiens in six games in the Eastern Conference Final. The Rangers clinched the Eastern Conference Championship with a 1-0 win in Game 6 of the series at MSG. The Blueshirts' inspiring run was derailed in the Final, where they lost to the Los Angeles Kings in five games.



The Rangers were the class of the NHL during the 2014-15 season. Following their appearance in the Stanley Cup Final in 2013-14, the Blueshirts established single-season franchise records with 53 wins and 113 points and won the Presidents' Trophy for having the top record in the NHL. Once again, the Rangers faced a three-games-to-one deficit in the Second Round of the playoffs, but the Blueshirts were able to rally against the Washington Capitals. Trailing by a goal with less than two minutes remaining in Game 5, the Rangers tied the contest and extended the series by winning the game in overtime. Following a win in Game 6 in Washington, the Rangers returned to New York and won a memorable Game 7 in overtime. This run, however, ended in another Game 7, as the Rangers were defeated by the Tampa Bay Lightning in the Eastern Conference Final.

## THE NEXT GENERATION

Lundqvist's tenure with the Rangers ended following the 2019-20 season, but as a new decade began, a new generation of stars began to emerge for the Blueshirts. Artemi Panarin was named a Hart Trophy finalist in his first season with the Rangers in 2019-20, Adam Fox won the Norris Trophy in 2020-21, becoming just the second defenseman in NHL history to accomplish the feat in one of his first two seasons in the league, and Igor Shesterkin won the Vezina Trophy in his second full season in the league in 2021-22.

During the 2021-22 season, the stars aligned for a memorable season in New York. Boosted by Shesterkin's goaltending and a 52-goal season from Chris Kreider, the "No Quit in New York" Rangers earned 52 wins during the regular season, including a single-season

franchise record 27 comeback wins. The “No Quit in New York” mantra carried over into the playoffs, as the Rangers rallied from a three-games-to-one deficit in the First Round to defeat the Penguins in seven games, and then rallied from a three-games-to-two deficit in the Second Round against the Carolina Hurricanes to win the series and advance to the Eastern Conference Final.

From one generation to the next, the Rangers continue to build on their storied legacy.





## ALL-TIME MANAGEMENT

### RANGERS PRESIDENTS

---

JOHN S. HAMMOND	(1926-27 - 1931-32)
WILLIAM F. CAREY	(1932-33)
JOHN REED KILPATRICK	(1933-34)
JOHN S. HAMMOND	(1934-35)
JOHN REED KILPATRICK	(1935-36 - 1959-60)
JOHN J. BERGEN	(1960-61 - 1961-62)
WILLIAM M. JENNINGS	(1962-63 - 1980-81)
JOHN H. KRUMPE	(1981-82 - December 31, 1986)
RICHARD H. EVANS	(January 1, 1987 - June 28, 1990)
JOHN C. DILLER	(June 29, 1990 - April 22, 1991)
NEIL SMITH	(June 19, 1992 - March 28, 2000)
GLEN SATHER	(June 1, 2000 - May 17, 2019)
JOHN DAVIDSON	(May 17, 2019 - May 5, 2021)
CHRIS DRURY	(May 5, 2021 - present)

### RANGERS GENERAL MANAGERS

---

LESTER PATRICK	(October 27, 1926 - February 21, 1946)
FRANK BOUCHER	(February 21, 1946 - April 22, 1955)
MUZZ PATRICK	(April 22, 1955 - October 30, 1964)
EMILE FRANCIS	(October 30, 1964 - January 6, 1976)
JOHN FERGUSON	(January 7, 1976 - June 2, 1978)
FRED SHERO	(June 2, 1978 - November 21, 1980)
CRAIG PATRICK	(November 21, 1980 - July 14, 1986)
PHIL ESPOSITO	(July 14, 1986 - May 24, 1989)
NEIL SMITH	(July 17, 1989 - March 28, 2000)
GLEN SATHER	(June 1, 2000 - July 1, 2015)
JEFF GORTON	(July 1, 2015 - May 5, 2021)
CHRIS DRURY	(May 5, 2021 - present)

## ALL-TIME CAPTAINS

BILL COOK	(October 20, 1926 - July 7, 1937)
ART COULTER	(October 31, 1937 - September 30, 1942)
OTT HELLER	(October 31, 1942 - 1944-45)
NEIL COLVILLE	(1945-46 - December 21, 1948)
BUDDY O'CONNOR	(1949-50)
FRANK EDDOLLS	(1950-51 - December 6, 1951)
ALLAN STANLEY	(December 19, 1951 - November 3, 1953)
DON RALEIGH	(November 4, 1953 - October 6, 1955)
HARRY HOWELL	(October 7, 1955 - September 11, 1957)
GEORGE "RED" SULLIVAN	(September 12, 1957 - September 26, 1961)
ANDY BATHGATE	(October 9, 1961 - February 22, 1964)
CAMILLE HENRY	(February 24, 1964 - February 4, 1965)
BOB NEVIN	(February 5, 1965 - May 26, 1971)
VIC HADFIELD	(June 9, 1971 - May 28, 1974)
BRAD PARK	(August 12, 1974 - November 7, 1975)
PHIL ESPOSITO	(November 8, 1975 - October 10, 1978)
DAVE MALONEY	(October 11, 1978 - December 6, 1980)
WALT TKACZUK	(December 7, 1980 - February 3, 1981)
BARRY BECK	(February 4, 1981 - August 12, 1986)
RON GRESCHNER	(October 9, 1986 - December 3, 1987)
KELLY KISIO	(December 24, 1987 - May 30, 1991)
MARK MESSIER	(October 7, 1991 - July 27, 1997)
BRIAN LEETCH	(October 3, 1997 - July 12, 2000)
MARK MESSIER	(July 13, 2000 - September 12, 2005)
JAROMIR JAGR	(October 5, 2006 - July 3, 2008)
CHRIS DRURY	(October 3, 2008 - June 29, 2011)
RYAN CALLAHAN	(September 12, 2011 - March 5, 2014)
RYAN McDONAGH	(October 6, 2014 - February 26, 2018)
JACOB TROUBA	(August 9, 2022 - present)

# Retired Numbers



## ROD GILBERT

1960-61 - 1977-78

**Rod Gilbert had his famous No. 7 retired on October 14, 1979.**



A Rangers legend, Gilbert spent 15 full seasons with New York, skating in 1,065 career matches and tallying 406 goals and 615 assists for 1,021 points. His 406 career goals and 1,021 career points remain franchise records to this day, while his 615 assists are second only to Brian Leetch's 741. He also ranks third on the Rangers' all-time games played list with 1,065. At the time of his retirement, his 1,021 points ranked second among right wingers in NHL history behind Gordie Howe. Having played in eight NHL All-Star games (1964, 1965, 1967, 1969, 1970, 1972, 1975, 1977), his finest season came in 1971-72 when he registered 43 goals and 54 assists for 97 points and was named to the First NHL All-Star Team. That season, he combined with Jean Ratelle and Vic Hadfield to form the renowned G-A-G Line (Goal-A-Game). The three finished 3-4-5 in the NHL scoring race that season and helped the Rangers advance to the Stanley Cup Finals. He was also a Second All-Star Team selection in 1967-68. In 1976, Gilbert won the Bill Masterton Trophy for perseverance and dedication to hockey. Then, in 1982, he joined the immortals of the game upon his induction into the Hockey Hall of Fame. Later, he would be inducted into the Madison Square Garden Hall of Fame in 1984 and receive the Lester Patrick Trophy in 1991 for contributions to hockey in the United States. Gilbert passed away in August of 2021. In his honor, the Rangers started the Rod Gilbert "Mr. Ranger" Award, given out annually beginning with the 2021-22 season.


## ED GIACOMIN

**1965-66 - 1975-76**

**Ed Giacomini became the second player in team history to have his number retired when the Rangers honored his No. 1 on March 15, 1989.**

Always a fan favorite in New York, Giacomini spent over 10 seasons with the Rangers, appearing in 539 matches and posting a 267-172-89 mark, along with a 2.73 goals against average and 49 shutouts. On the Rangers all-time goaltending list, he ranked first overall in career wins (267) and shutouts (49), and second in appearances (539) at the time of his departure in 1975. The legendary goalie also ranked at or near the top of several single season Ranger records at the time of his departure, ranking first in wins for a season (38, 1968-69), tied for first in appearances for a season (70, 1968-69 and 1969-70) and tied for fourth in shutouts for a season (nine, 1966-67) at the time. Additionally, he is one of only two Ranger goalies in franchise history to reach the 30-win benchmark five times (1966-67, 1967-68,

1968-69, 1969-70, 1973-74). Giacomini played in six NHL All-Star Games (1967, 1968, 1969, 1970, 1971, 1973), including five straight appearances from 1967 to 1971. The netminder was selected as a First Team All-Star two times (1967, 1971), and was honored as a Second Team All-Star three times (1968, 1969, 1970). In 1970-71, he was awarded the Vezina Trophy as the NHL's top goaltender, sharing the honor with Gilles Villemure. In addition to his puckstopping ability, Giacomini made Rangers history on March 19, 1972 when he became the first Blueshirt goalie to register a multiple-point game with two assists against Toronto at Madison Square Garden. He was inducted into the Hockey Hall of Fame in 1987.



GIACOMINI

1






## MIKE RICHTER

**1988-89 - 2002-03**

**Mike Richter's No. 35 was raised to the rafters of Madison Square Garden on February 4, 2004.**



Drafted by the Rangers on June 15, 1985 as their second round selection, 28th overall, Richter spent his entire NHL career with the Blueshirts, fashioning a place in history as one of the finest goaltenders the franchise has ever known. In 666 career appearances, Richter posted

a record of 301-258-73, along with a 2.89 goals against average and a .904 save percentage. At the time of his retirement in 2003, his 666 career appearances and 301 wins were franchise records, while his 24 shutouts were tied for the fourth-most in franchise history. A three-time NHL All-Star (1992, 1994, 2000), Richter was named the Most Valuable Player at the 1994 contest at

MSG. Later that season, he would help provide Rangers fans with their greatest triumph, backstopping the club to the 1994 Stanley Cup championship. During the championship run, he would establish a franchise record for playoff wins in one season (16) and tied a team record with four playoff shutouts. Richter's brilliance was not confined to the NHL, as he stepped onto the national stage with Team USA. A three-time United States Olympian (1988, 1998, 2002), Richter helped Team USA capture a silver medal at the 2002 Winter Olympics in Salt Lake City, Utah. He also led the U.S. to the 1996 World Cup of Hockey championship and was named the Most Valuable Player of the tournament. Richter was inducted into the United States Hockey Hall of Fame in 2008 and received the Lester Patrick Trophy in 2009.




## MARK MESSIER

**1991-92 - 1996-97, 2000-01 - 2003-04**

**Mark Messier became the fourth player in Rangers history to have his number retired when No. 11 was raised to the Madison Square Garden rafters on January 12, 2006.**

Known simply as “The Captain,” Messier’s leadership skills and intangible qualities are as well-known and documented as his incredible list of on-ice accomplishments. At the time of his retirement in 2005, Messier ranked second in NHL history in points with 1,887 (only trailing Wayne Gretzky), seventh all-time in goals with 694, third in assists with 1,193, and second in games played with 1,756.

The 16-time NHL All-Star joined the Rangers on October 4, 1991, and in his first season with the club, guided the team to the Presidents’ Trophy. He led the team in scoring that season with 107 points and captured his second Hart Trophy as league MVP. He also set a Rangers record for most assists by a center, with 72. In 1993-94, Messier led



the Rangers to the team’s second Presidents’ Trophy in three seasons and carried the Rangers to their first Stanley Cup Championship in 54 years. He ranks second on the Rangers all-time playoff scoring list with 80 points and also places second in goals (29) and assists (51). A four-time NHL First Team All-Star and two-time winner of the Lester B. Pearson Award as the league MVP as voted by the players, Messier ranks fifth on the Rangers all-time scoring list with 691 points. Named the club’s MVP in 1991-92, 1994-95, and 1995-96, he places seventh on the franchise’s all-time list in goals with 250 and sixth in assists with 441. Messier, a two-time recipient of the Hart Trophy (’90, ’92), has appeared in the third-most playoff contests in National Hockey League history (236) and ranks second in goals (109), assists (186), and points (295). The winner of the Conn Smythe Trophy in 1984 as the Most Valuable Player of the Stanley Cup Playoffs, Messier is a six-time Stanley Cup Champion and the only player in NHL history who has served as captain for two different teams that won the Stanley Cup (the 1990 Edmonton Oilers and the 1994 New York Rangers). He was inducted into the Hockey Hall of Fame in 2007.






## BRIAN LEETCH

1987-88 - 2003-04

**Brian Leetch was honored on January 24, 2008 as the fifth Ranger and first defenseman to join the team's all-time legends when his No. 2 was retired at Madison Square Garden.**



Simply the best defenseman to ever wear the Blueshirt, Brian Leetch was drafted by the Rangers as their first round selection, ninth overall, on June 21, 1986. After a sparkling 18-year career, 17 of which were with the Rangers, Leetch finished with 247 goals and 781 assists for 1,028 points while skating in 1,205 games. As a Ranger, Leetch rewrote

every scoring record by a defenseman with 240 goals, 741 assists and 981 points. Additionally, his 741 assists rank first all-time amongst all skaters and only fellow Ranger great, Rod Gilbert, sits ahead of him on the Blueshirts' all-time scoring list. In 1988-89, he capped off an impressive rookie season by winning the Calder Memorial Trophy as the league's top rookie, becoming the first Ranger to win the award since Steve Vickers in 1972-73. In his playoff


career, the defenseman ranks first all-time in assists (61) and points (89) in 82 postseason contests with the Rangers. During the storied 1993-94 season, Leetch helped the Rangers capture the team's second Presidents' Trophy in three seasons and was honored with the Conn Smythe Trophy as the Most Valuable Player during the playoffs on his way to leading the Rangers to their first Stanley Cup Championship in 54 years. The Corpus Christi, Texas native is written into the NHL record books as one of the greatest American-born players ever to lace up the skates, placing second only to Phil Housley on the all-time defenseman scoring list. A two-time Norris Trophy winner as the league's top defenseman and a two-time NHL First Team All-Star ('92, '97), Leetch also enjoyed international success, capturing a silver medal with Team USA at the 2002 Winter Olympics in Salt Lake City, Utah. In June of 1997, he was honored as one of 12 players voted to the All-Time USA Hockey Team, and he was inducted into the Hockey Hall of Fame in 2009.

## ADAM GRAVES

1991-92 - 2000-01

**Adam Graves became the sixth player in Rangers history to have his number retired when his No. 9 jersey was raised to the Madison Square Garden rafters on February 3, 2009.**

One of the most popular figures to ever wear the Blueshirt, Adam Graves spent 10 years with the Rangers, setting a benchmark in professional sports for excellence both on and off the ice. Graves retired as a player in 2003 following a 16-year career, finishing with 329 goals and 287 assists for 616 points. The two-time Rangers' MVP ('93, '94) will always be best known for his achievements and contributions to the Rangers' magical 1994 Stanley Cup team, helping break a 54-year championship drought. Graves set the Rangers' single-season record for goals in the 1993-94 season, tallying 52 goals to break Vic Hadfield's 22-year mark of 50. His remarkable achievements during that storied season earned him an appearance in the NHL All-Star Game, and he was named as a NHL Second Team All-Star. Graves'



accomplishments on the ice were matched only by his contributions off the ice, as is evident by his numerous awards and accolades celebrating his work in the community. He was recognized by the NHL with its King Clancy Memorial Trophy in 1994, as well as the NHL Player Foundation award in 2000. In 2001, the Professional Hockey Writers Association honored Graves with the Bill Masterton Trophy. Outside his numerous league and team awards, Graves has been recognized with honors from countless organizations and publications for his achievements in the community, including USA Weekend's "Most Caring Athlete" Award, Sports Illustrated for Kids' "Good Sport" Award and The Sporting News' "Good Guy" Award. Graves returned to the Rangers on July 19, 2005, in a unique dual role that uses his myriad of abilities in both the on-ice and off-ice areas of the organization. In this multi-faceted capacity, Graves is a key element in the development of the team's prospects while continuing to develop and execute the organization's many community outreach initiatives.





## ANDY BATHGATE

1952-53 - 1963-64

Andy Bathgate joined the team's all-time legends when his No. 9 was raised to the rafters of Madison Square Garden on February 22, 2009.



Hall of Famer Andy Bathgate did it all for the Rangers in a remarkable 12-year span that saw him captain the team, win the NHL's Hart Trophy as league MVP, play in eight NHL All-Star

Games, and tie for the league scoring lead. In 1,069 career games, he recorded 349 goals and 624 assists for 973 points in 17 NHL seasons. Bathgate joined the Rangers organization as a 17-year-old in 1949 and got his first call-up to the Blueshirts early in the 1952-53 season. The four-time Rangers' MVP ('57, '58, '59, '62) led the team in scoring eight times (1955-56, 1956-57, 1957-58, 1958-59, 1959-60, 1960-61, 1961-62, 1962-63). His finest season came in 1958-59, when he became the first Rangers player to net 40 goals in a single season and was awarded the Hart Trophy as the league's MVP. A two-time NHL First Team All-Star ('59, '62) and two-time NHL Second Team All-Star ('58, '63), Bathgate tied for the NHL scoring title during the 1961-62 season, only to lose the Art Ross Trophy to Bobby Hull because he had fewer goals. Named team captain in 1961-62, Bathgate helped the Rangers snap a four-year playoff drought that season. He remained captain right up until he left the Rangers in February 22, 1964. Upon his departure from the Blueshirts, Bathgate was the owner of every major team scoring record. His record-setting stretch of goals in 10 straight games (11 goals) during the 1962-63 season still stands today. He joined the immortals in the game of hockey when he was inducted into the Hockey Hall of Fame in 1978. Bathgate passed away on February 26, 2016.



## HARRY HOWELL


**1952-53 - 1968-69**

**Harry Howell became the second defenseman in Rangers history to have his number retired when his No. 3 was honored on February 22, 2009 at Madison Square Garden.**

The benchmark for consistency and longevity, Harry Howell's NHL career spanned 21 seasons, including an amazing 17 consecutive seasons in a Rangers uniform. Howell skated in 1,411 career games, registering 94 goals and 324 assists for 418 points.

His franchise record of 1,160 regular season games as a Ranger might never be broken. Inducted into the Hockey Hall of Fame in 1979, Howell joined the team as a 19-year-old on October 18, 1952, recording a goal in his first NHL game. Over the next 17 years, he became a fixture on defense for the Blueshirts, missing only 40 out of 1,200 regular-season games.

Having played in six NHL All-Star Games as a member of the Rangers ('54, '63 - '65, '67, '68), his finest season came in 1966-67 when he registered 12 goals and 28 assists for 40 points to capture the Norris Trophy as the league's top defenseman and was selected to the NHL First All-Star Team. Howell was the last player to win the Norris Trophy before Bobby Orr won the award in each of the next eight seasons. The former team Captain ('55 - '57) was also honored as Rangers' MVP in 1964, and is one of only four Rangers - along with Andy Bathgate, Rod Gilbert, and Mark Messier - to have won the Frank Boucher Trophy in three consecutive seasons ('65 - '67). Howell passed away on March 10, 2019.






## JEAN RATELLE

1960-61 - 1975-76

**Jean Ratelle became the ninth player in Rangers history to have his number retired when his No. 19 jersey was raised to the Madison Square Garden rafters on February 25, 2018.**



One of the greatest centers of his generation, Jean Ratelle was the offensive catalyst for the Rangers for parts of 16 seasons. During his tenure with the Blueshirts, he tallied 336 goals and 481 assists for 817 points, along with a plus-167 rating in 861 games. He ranks second on the Rangers' all-time goals list, ranks third on the franchise's all-time assists list and all-time points list, and ranks sixth in career games played with the Blueshirts. As a member of the Rangers, Ratelle was the recipient of the team's Most Valuable Player Award twice (1971-72 and 1972-73), the Players' Player Award five times (1967-68, 1968-69, 1969-70, 1970-71, 1974-75), and the Frank Boucher Trophy as the team's most popular player on and off the ice (as selected by the Rangers Fan Club) twice (1971-72 and 1972-73). He was the center on the Rangers' famous Goal-A-Game Line (G-A-G Line) with left wing Vic Hadfield and right wing Rod Gilbert, and during the 1971-72 season, Ratelle, Hadfield, and Gilbert ranked third, fourth, and fifth, respectively, in the NHL in points during the regular season. Ratelle tallied 109 points (46 goals, 63 assists) and posted a plus-61 rating in 63 games during the 1971-72 season, becoming the first Ranger to tally 100 points in a season (along with Hadfield) and establishing a single-season franchise record for points. Ratelle received the Lester B. Pearson Award as the NHL's Most Outstanding Player as selected by the National Hockey League Players' Association (NHLPA) in 1971-72, as well as the Lady Byng Trophy for being the player "adjudged to have exhibited the best type of sportsmanship and gentlemanly conduct combined with a high standard of playing ability". A five-time NHL All-Star, Ratelle was inducted into the Hockey Hall of Fame in 1985, and in 2017, he was named one of the 100 Greatest NHL Players in league history.


## VIC HADFIELD

1961-62 - 1973-74

**Vic Hadfield became the 10th player in Rangers history to have his number retired when his No. 11 jersey was raised to the Madison Square Garden rafters on December 2, 2018.**



A premier power forward in the NHL during his 16-year career, Vic Hadfield was the ultimate teammate who possessed a unique combination of skill and toughness. He played 13 seasons with the Rangers, registering 262 goals and 310 assists for 572 points, along with 1,041 penalty minutes in 841 games. Hadfield is the only player who has recorded at least 200 goals and 1,000 or more penalty minutes as a member of the Rangers in franchise history. The left wing on the Rangers' Goal-A-Game Line (G-A-G Line) with center Jean Ratelle and right wing Rod Gilbert, Hadfield became the first Ranger in franchise history to score 50 goals in a season when he reached the milestone in 1971-72. Hadfield, along with Ratelle, and Gilbert, became the first linemates to all register 40 or more goals in the same season in NHL history. In addition, he tied for the team lead in goals (seven) and registered 16 points in 16 games during the Rangers' run to the Stanley Cup Finals in 1971-72. Hadfield ranks fifth in franchise history in goals, power play goals (83), and penalty minutes, ranks eighth in games played, ranks ninth in points, and ranks 10th in assists. Hadfield played in two NHL All-Star Games and was named to the NHL's Second All-Star Team in 1971-72. He was named the 14th captain in franchise history on June 9, 1971, and he served as the team's captain for the final three seasons of his tenure with the Rangers (1971-72 – 1973-74).







## HENRIK LUNDQVIST

**2005-06 - 2019-20**

**Henrik Lundqvist became the 11th player in Rangers history to have his number retired when his No. 30 jersey was raised to the Madison Square Garden rafters on January 28, 2022.**



Henrik Lundqvist left the Rangers holding over 50 team records, including wins, appearances by a goaltender, shutouts, save percentage (min. 75 appearances), playoff appearances (by either a skater or goaltender - 130), playoff wins (61), playoff shutouts (10), and playoff save percentage (min. 10 appearances - .921). In 2011-12, Lundqvist won the Vezina Trophy as the NHL's

Best Goaltender and was named an NHL All-Star five times (2009, 2011, 2012, 2018, 2019). From his rookie season in 2005-06 to 2016-17, Lundqvist led the Rangers to an incredible 11 playoff appearances in a 12-year span. With him in net, the Blueshirts made a run to a Stanley Cup Final in 2013-14, advanced to the Eastern Conference Final three times in a four-year span (2011-12, 2013-14, 2014-15), and won 11 different playoff series. Along the way, Lundqvist earned six Game 7 wins, tied for the most in NHL history, and he is the only goaltender in NHL history to win six consecutive Game 7s. Lundqvist earned numerous team awards during his 15 seasons with the Rangers. He was named the team's Most Valuable Player in nine different seasons, including seven consecutive seasons from 2006-07 - 2012-13; his nine Rangers MVP awards and seven consecutive

Rangers MVP Awards are both the most in franchise history. Lundqvist was twice named the winner of the Steven McDonald Extra Effort Award (2005-06 and 2017-18), which is presented annually to the Ranger who, as chosen by the fans, "goes above and beyond the call of duty." Lundqvist also received the Lars-Erik Sjöberg Award as the Rangers' Best Rookie in Training Camp (2005), the John Halligan Good Guy Award for cooperation with the media (2007-08), the Rangers Fan Club Frank Boucher Trophy as the team's Most Popular Player on and off the ice (2006-07 and 2009-10), the Rangers Fan Club Rookie of the Year (2005-06), and the Rangers Fan Club Ceil Sidel Memorial Award for dedication to the organization on and off the ice (2005-06 and 2008-09) during his tenure with the Rangers. Lundqvist was also named a finalist for the King Clancy Memorial Trophy in both 2018-19 and 2019-20; the King Clancy Memorial Trophy is awarded annually "to the player who best exemplifies leadership qualities on and off the ice and has made a noteworthy humanitarian contribution in his community." Off the ice, Lundqvist made just as much of an impact on his adopted home. In April of 2014, Henrik and his wife, Therese, founded the Henrik Lundqvist Foundation (HLF). Through its fundraising efforts and community outreach, HLF strives to create positive change in the lives of children and adults throughout the world through education and health services. Since its inception, \$3.8 million has been raised to benefit HLF community partners and HLF's own program, the HLF Young Ambassador Program. In addition, HLF has directly given grants and made commitments of over \$1.8 million supporting children's health and education. Lundqvist also became the official spokesperson for the Garden of Dreams Foundation (GDF) in January of 2009. In 2012, he received the Garden of Dreams Hero Award, which annually honors a person or organization who embodies the spirit and commitment of the Foundation, with active, on-going dedication to children facing obstacles. Over his final six seasons with the Rangers, Lundqvist hosted approximately 1,450 children from various Garden of Dreams partner organizations and their families in "Henrik's Crease" for a Rangers game experience at MSG, courtesy of donations from HLF. On June 21, 2023, Lundqvist was elected to the Hockey Hall of Fame.

# Rangers Jersey

The New York Rangers jersey has undergone several alterations throughout the team's history, but the original spirit has endured. Classic and timeless, representing the legacy of a storied franchise.



**1926-27**



**1927-28**



**1928-29 - 1940-41**



**1941-42**



**1942-43 - 1944-45;  
1947-48 - 1948-49**



**1945-46**



**1946-47**



**1949-50 - 1962-63**

HOME: 1950-51; 1955-56\* - 1962-63

AWAY: 1951-52 - 1955-56\*



## 1950-51 - 1962-63

AWAY: 1950-51; 1955-56\* - 1962-63

HOME: 1951-52 - 1955-56\*

\*In December of 1955, NHL teams switched from wearing color jerseys on the road to wearing them at home for the remainder of the 1955-56 season.

Prior to the 1958-59 season, the Rangers added jersey numbers to the sleeves of their jerseys for the first time in franchise history.



## 1963-64 - 1975-76

AWAY: 1963-64 - 1969-70

HOME: 1970-71 - 1975-76



## 1963-64 - 1975-76

HOME: 1963-64 - 1969-70

AWAY: 1970-71 - 1975-76

The Rangers added names to the back of their white jerseys when they became their home jerseys in 1970-71.

The Rangers had names added to the back of their blue road jerseys for Game 7 of the Semifinals in 1974 at Philadelphia.

The Rangers wore a patch on their jersey for the 1975-76 season to honor their 50th Anniversary.



## 1976-77 - 1977-78

HOME



## 1976-77 - 1977-78

AWAY

The Rangers permanently added names to the back of their road jerseys in 1977-78.



## 1978-79 - 1998-99

HOME



## 1978-79 - 1986-87

AWAY



**1987-88 - 1996-97**  
AWAY



**1991-92**  
ALTERNATE/THROWBACK  
- NHL 75TH ANNIVERSARY JERSEY

The Rangers wore a patch on their home, road, and alternate/throwback jersey in 1991-92 for the NHL's 75th Anniversary, a patch on their home and road jersey for the 100th Anniversary of the Stanley Cup in 1992-93, and a patch on their road jersey in 1993-94 for the 1994 NHL All-Star Game, which was held at MSG.

For the second half of the 1991-92 season, NHL teams wore their home uniforms on the road and their road uniforms at home as part of the league's 75th Anniversary Celebration.

Beginning with the 1990-91 season, the names on the back of jerseys were arched instead of straight across.



**1996-97 - 1997-98;  
1999-00 - 2006-07**  
ALTERNATE



**1997-98 - 2006-07**  
AWAY: 1997-98 - 2002-03  
HOME: 2003-04 - 2006-07

The Rangers wore a patch on all of their jerseys during the 1999-00 season, signifying the 1999-00 season.

The Rangers wore a special patch on all of their jerseys in 2000-01 to recognize their 75th Anniversary.

The Rangers wore a special ribbon on all of their jerseys during the 2001-02 season following the September 11, 2001 terrorist attacks.

The Rangers wore a special patch on their jersey when the organization retired Mark Messier's jersey No. 11 on January 12, 2006.



**1998-99**  
ALTERNATE



**1999-00 - 2006-07**  
HOME: 1999-00 - 2002-03  
AWAY: 2003-04 - 2006-07



On October 7, 2001, the Rangers played their first regular season home game following the September 11, 2001 terrorist attacks. The Rangers and their opponent, the Buffalo Sabres, wore commemorative jerseys with "New York" on the front.

**2001-02**

COMMEMORATIVE 9/11 JERSEY



**2003-04**

VINTAGE



**2003-04**

VINTAGE

The Rangers, along with several NHL teams, wore vintage jerseys for select games during the 2003-04 season. The Rangers, whose vintage jerseys were based off of the jerseys they wore for the 1976-77 and 1977-78 seasons, wore these jerseys for five games in 2003-04 (blue jersey for three games and white jersey for two games).



**2007-08 - 2016-17**

HOME



**2007-08 - 2016-17**

AWAY

The Rangers wore a special patch on all of their jerseys in 2010-11 to recognize their 85th Anniversary.

The Rangers wore a special patch on all of their jerseys in 2016-17 to recognize their 90th Season.

The Rangers wore a special patch on their jersey when the organization retired Brian Leetch's jersey No. 2 on January 24, 2008, Adam Graves' jersey No. 9 on February 3, 2009, and Harry Howell's jersey No. 3 and Andy Bathgate's jersey No. 9 on February 22, 2009.

The Rangers wore a special patch when they opened the 2008-09 regular season in Prague, Czech Republic and when they opened the 2011-12 regular season in Stockholm, Sweden.

The Rangers wore a special patch on all of their jerseys in 2017 to commemorate the NHL's 100th Anniversary.



**2010-11 - 2016-17**  
ALTERNATE



**2011-12**  
NHL WINTER CLASSIC JERSEY



**2013-14**  
NHL STADIUM SERIES JERSEY



**2017-18 - Present**  
HOME



**2017-18 - Present**  
AWAY



**2017-18**  
NHL WINTER CLASSIC JERSEY

The Rangers wore a special patch on their jersey when the organization retired Jean Ratelle's jersey No. 19 on February 25, 2018 and Vic Hadfield's jersey No. 11 on December 2, 2018.

The Rangers wore a special patch on all of their jerseys in 2017 to commemorate the NHL's 100th Anniversary.



**2020-21**  
REVERSE RETRO



**2022-23**  
REVERSE RETRO

# Rangers Jersey Patches

Patches the Rangers have worn on their jersey in either regular season or playoff games



RANGERS 25TH ANNIVERSARY  
1950-51



RANGERS 50TH ANNIVERSARY  
1975-76



NHL 75TH ANNIVERSARY  
1991-92



STANLEY CUP 100TH ANNIVERSARY  
1992-93



1994 NHL ALL-STAR GAME  
FIRST HALF OF 1993-94



1994 STANLEY CUP FINALS



NHL 1999-00 SEASON



HALL OF FAME GAME  
NOV. 20, 1999



RANGERS 75TH ANNIVERSARY  
2000-01



9/11 MEMORIAL RIBBON  
2001-02



KATRINA RELIEF FUND  
OCT. 6, 2005



MARK MESSIER NIGHT  
JAN. 12, 2006



GARTH BROOKS TEAMMATES FOR KIDS  
JAN. 4, 2007



HALL OF FAME GAME  
NOV. 10, 2007



BRIAN LEETCH NIGHT  
JAN. 24, 2008



NHL PREMIERE 2008 - PRAGUE  
OCT. 4-5, 2008



# Rangers Jersey Patches

Patches the Rangers have worn on their jersey in either regular season or playoff games



ADAM GRAVES NIGHT  
FEB. 3, 2009



BATHGATE/HOWELL NIGHT  
FEB. 22, 2009



RANGERS 85TH ANNIVERSARY  
2010-11



NHL PREMIERE 2011 - STOCKHOLM  
OCT. 7-8, 2011



2012 NHL WINTER CLASSIC



2014 NHL STADIUM SERIES



2014 STANLEY CUP FINAL



RANGERS 90TH SEASON  
2016-17



NHL 100TH ANNIVERSARY  
2017 CALENDAR YEAR



2018 NHL WINTER CLASSIC



JEAN RATELLE NIGHT  
FEB. 25, 2018



VIC HADFIELD NIGHT  
DEC. 2, 2018



ROD GILBERT MEMORIAM PATCH  
2021-22



HENRIK LUNDQVIST NIGHT  
JAN. 28, 2022

# Rangers Crest

The New York Rangers crest has remained largely unchanged since its inception in 1926 - “New York” across the top complements “Rangers” stretching diagonally from top left to bottom right in classic blue, red and white - reflecting both the tradition and nostalgia of a time-honored Original Six club.



1926-35



1936-47



1948-53



1954-62



1962-68



---

**1969-76**



---

**2012 NHL Winter Classic**



---

**2018 NHL Winter Classic**



---

**1976-78**



---

**2014 NHL Stadium Series**



---

**1978-Present**

# Liberty Jersey/Logo

In January of 1997, the Rangers unveiled a new alternate jersey featuring the Statue of Liberty. The iconic Liberty jersey and logo added to the storied history and tradition of the Broadway Blueshirts and resonated with a new generation of Rangers fans.



“(Lady Liberty) is not only a strong New York icon, but also a human form with patriotic nuances. (The Rangers) could be America’s Team - on another level.”

-Ed O’Hara, who helped design the jersey, in 1997



Mike Richter's iconic Statue of Liberty mask, which he wore from the start of the 1992-93 season through his retirement following the 2002-03 season.

# A Tradition of Rangers

## NHL TEAM AWARDS WON BY THE RANGERS

### STANLEY CUP (NHL CHAMPION)

1927-28

1932-33

1939-40

1993-94

### PRINCE OF WALES TROPHY\* (EASTERN CONFERENCE PLAYOFF CHAMPION)

1993-94

2013-14

### PRESIDENTS' TROPHY\*\* (BEST OVERALL REGULAR SEASON RECORD IN NHL)

1941-42

1991-92

1993-94

2014-15

\* The Prince of Wales Trophy was first awarded annually to the Wales/Eastern Conference playoff champion in 1981-82.

\*\* The Presidents' Trophy was first awarded annually for the 1985-86 season.

# INDIVIDUAL NHL AWARDS WON BY RANGERS PLAYERS

HART MEMORIAL TROPHY	
PLAYER	YEAR WON
Buddy O'Connor	1947-48
Chuck Rayner	1949-50
Andy Bathgate	1958-59
Mark Messier	1991-92

TED LINDSAY AWARD (FORMERLY LESTER B. PEARSON AWARD)	
PLAYER	YEAR WON
Jean Ratelle	1971-72
Mark Messier	1991-92
Jaromir Jagr	2005-06

VEZINA TROPHY	
PLAYER	YEAR WON
Dave Kerr	1939-40
Edmonton/Gilles	1970-71
John Vanbiesbrouck	1985-86
Henrik Lundqvist	2011-12
Igor Shesterkin	2021-22

JAMES NORRIS MEMORIAL TROPHY	
PLAYER	YEAR WON
Doug Harvey	1961-62
Harry Howell	1966-67
Brian Leetch	1991-92
Brian Leetch	1996-97
Adam Fox	2020-21

CALDER MEMORIAL TROPHY	
PLAYER	YEAR WON
Kilby MacDonald	1939-40
Grant Warwick	1941-42
Edgar Laprade	1945-46
Pentti Lund	1948-49
Lorne "Gump" Worsley	1952-53
Camille Henry	1953-54
Steve Vickers	1972-73
Brian Leetch	1988-89

ART ROSS TROPHY***	
PLAYER	YEAR WON
Bill Cook	1926-27
Bill Cook	1932-33
Bryan Hextall	1941-42

MAURICE "ROCKET" RICHARD TROPHY****	
PLAYER	YEAR WON
Bill Cook	1926-27
Bill Cook	1931-32
Bill Cook	1932-33
Bryan Hextall	1939-40
Bryan Hextall	1940-41
Lynn Patrick	1941-42

CONN SMYTHE TROPHY	
PLAYER	YEAR WON
Brian Leetch	1993-94

LADY BYNG MEMORIAL TROPHY	
PLAYER	YEAR WON
Frank Boucher	1927-28
Frank Boucher	1928-29
Frank Boucher	1929-30
Frank Boucher	1930-31
Frank Boucher	1932-33
Frank Boucher	1933-34
Frank Boucher	1934-35
Clint Smith	1938-39
Buddy O'Connor	1947-48
Edgar Laprade	1949-50
Andy Heberton	1956-57
Camille Henry	1957-58
Jean Ratelle	1971-72
Wayne Gretzky	1998-99

BILL MASTERTON MEMORIAL TROPHY	
PLAYER	YEAR WON
Jean Ratelle	1970-71
Rod Gilbert	1975-76
Anders Hedberg	1984-85
Adam Graves	2000-01
Dominic Moore	2013-14

KING CLANCY MEMORIAL TROPHY	
PLAYER	YEAR WON
Adam Graves	1993-94

LESTER PATRICK TROPHY	
PERSON	YEAR WON
William Jennings	1971
Terry Sawchuk	1971
Murray Murdoch	1974
Bill Chadwick	1975
Phil Esposito	1978
Fred Shero	1980
Emile Francis	1982
Lynn Patrick	1989
Rod Gilbert	1991
Frank Boucher	1993
Wayne Gretzky	1994
Brian Mullen	1995
Pat LaFontaine	1997
Craig Patrick	2000
Herb Brooks	2002
Larry Pleau	2002
John Davidson	2004
Marcel Dionne	2006
Brian Leetch	2007
John Halligan	2007
Mark Messier	2009
Mike Richter	2009
Bob Crocker	2015
Dr. Jack Blatherwick	2019

\*\*\* The Art Ross Trophy was first awarded annually for the 1947-48 season. The players listed prior to 1947-48 were the NHL's leaders in points for a given season.

\*\*\*\* The Maurice "Rocket" Richard Trophy was first awarded annually for the 1998-99 season. The players listed prior to 1998-99 were the NHL's leaders in goals for a given season.



# Hall of Fame Selections

## RANGERS IN THE HOCKEY HALL OF FAME

PLAYERS (55)	YEAR INDUCTED	PLAYERS (CONT'D)	YEAR INDUCTED
Howie Morenz	1945	Bobby Hull	1983
Lester Patrick	1947	Phil Esposito	1984
Bill Cook	1952	Jean Ratelle	1985
Frank Boucher	1958	Ed Giacomin	1987
Ching Johnson	1958	Guy Lafleur	1988
Earl Seibert	1963	Buddy O'Connor	1988
Doug Bentley	1964	Brad Park	1988
Babe Siebert	1964	Clint Smith	1991
Max Bentley	1966	Marcel Dionne	1992
Babe Pratt	1966	Edgar Laprade	1993
Neil Colville	1967	Fred "Bun" Cook	1995
Bryan Hextall	1969	Wayne Gretzky	1999
Bill Gadsby	1970	Mike Gartner	2001
Terry Sawchuk	1971	Jari Kurri	2001
Bernie Geoffrion	1972	Pat LaFontaine	2003
Doug Harvey	1973	Dick Duff	2006
Chuck Rayner	1973	Mark Messier	2007
Art Coulter	1974	Glenn Anderson	2008
Johnny Bower	1976	Brian Leetch	2009
Tim Horton	1977	Luc Robitaille	2009
Andy Bathgate	1978	Pavel Bure	2012
Jacques Plante	1978	Brendan Shanahan	2013
Harry Howell	1979	Eric Lindros	2016
Harry Lumley	1980	Martin St. Louis	2018
Lynn Patrick	1980	Vaclav Nedomansky	2019
Gump Worsley	1980	Sergei Zubov	2019
Allan Stanley	1981	Kevin Lowe	2020
Rod Gilbert	1982	Henrik Lundqvist	2023
BUILDERS (9)	YEAR INDUCTED	BUILDERS (CONT'D)	YEAR INDUCTED
John Kilpatrick	1960	Craig Patrick	2001
William Jennings	1975	Roger Neilson	2002
Emile Francis	1982	Herb Brooks	2006
Bud Poile	1990	Fred Shero	2013
Glen Sather	1997		

## RANGERS IN THE U.S. HOCKEY HALL OF FAME

PLAYERS (20)	YEAR INDUCTED	PLAYERS (CONT'D)	YEAR INDUCTED
Taffy Abel	1973	Brian Leetch	2008
Myles Lane	1973	Mike Richter	2008
Victor Desjardins	1974	Tony Amonte	2009
Bill Moe	1974	Kevin Hatcher	2010
Robert E. Dill	1979	Eddie Olczyk	2012
John W. McCartan	1983	Doug Weight	2013
Robbie Ftorek	1991	Chris Drury	2015
Pat LaFontaine	2003	Mathieu Schneider	2015
Bobby Carpenter	2007	Gordon "Red" Berenson	2018
John Vanbiesbrouck	2007	Tony Granato	2020
COACHES (1)	YEAR INDUCTED	ADMINISTRATORS (3)	
Herb Brooks	1990	William M. Jennings	1981
		Craig Patrick	1996
		Larry Pleau	2000

## NHL ALL-STAR AND ALL-ROOKIE TEAM SELECTIONS

FIRST TEAM	
PLAYER, POSITION	YEAR
Bill Cook, right wing	1930-31
Lester Patrick, coach	1930-31
Bill Cook, right wing	1931-32
Ching Johnson, defense	1931-32
Lester Patrick, coach	1931-32
Frank Boucher, center	1932-33
Bill Cook, right wing	1932-33
Ching Johnson, defense	1932-33
Lester Patrick, coach	1932-33
Frank Boucher, center	1933-34
Lester Patrick, coach	1933-34
Frank Boucher, center	1934-35
Earl Seibert, defense	1934-35
Lester Patrick, coach	1934-35
Lester Patrick, coach	1935-36
Cecil Dillon, right wing	1937-38
Lester Patrick, coach	1937-38
Bryan Hextall, right wing	1939-40
Dave Kerr, goaltender	1939-40
Bryan Hextall, right wing	1940-41
Bryan Hextall, right wing	1941-42
Lynn Patrick, left wing	1941-42
Frank Boucher, coach	1941-42
Bill Gadsby, defense	1955-56
Bill Gadsby, defense	1957-58
Bill Gadsby, defense	1958-59
Andy Bathgate, right wing	1958-59
Andy Bathgate, right wing	1961-62
Doug Harvey, defense	1961-62
Ed Giacomin, goaltender	1966-67
Harry Howell, defense	1966-67
Brad Park, defense	1969-70
Ed Giacomin, goaltender	1970-71
Brad Park, defense	1971-72
Rod Gilbert, right wing	1971-72
Brad Park, defense	1973-74
John Vanbiesbrouck, goaltender	1985-86
Mark Messier, center	1991-92
Brian Leetch, defense	1991-92
Brian Leetch, defense	1996-97
Jaromir Jagr, right wing	2005-06
Henrik Lundqvist, goaltender	2011-12
Artemi Panarin, left wing	2019-20
Adam Fox, defense	2020-21
Igor Shesterkin, goaltender	2021-22
Adam Fox, defense	2022-23

ALL-ROOKIE TEAM	
PLAYER, POSITION	YEAR
Tomas Sandstrom, right wing	1984-85
Mike Ridley, center	1985-86
Tony Granato, right wing	1988-89
Brian Leetch, defense	1988-89
Tony Amonte, right wing	1991-92
Mike York, center	1999-00
Dan Blackburn, goaltender	2001-02
Henrik Lundqvist, goaltender	2005-06
Michael Del Zotto, defense	2009-10

Brady Skjei, defense	2016-17
K'Andre Miller, defense	2020-21

SECOND TEAM	
PLAYER, POSITION	YEAR
Ching Johnson, defense	1930-31
Frank Boucher, center	1930-31
Bun Cook, left wing	1930-31
Ching Johnson, defense	1933-34
Bill Cook, right wing	1933-34
Cecil Dillon, right wing	1935-36
Cecil Dillon, right wing	1936-37
Dave Kerr, goaltender	1937-38
Art Coulter, defense	1937-38
Art Coulter, defense	1938-39
Neil Colville, center	1938-39
Art Coulter, defense	1939-40
Neil Colville, center	1939-40
Frank Boucher, coach	1939-40
Ott Heller, defense	1940-41
Phil Watson, center	1941-42
Bryan Hextall, right wing	1942-43
Lynn Patrick, left wing	1942-43
Buddy O'Connor, center	1947-48
Neil Colville, defense	1947-48
Chuck Rayner, goaltender	1948-49
Chuck Rayner, goaltender	1949-50
Tony Leswick, left wing	1949-50
Chuck Rayner, goaltender	1950-51
Hy Buller, defense	1951-52
Danny Lewicki, left wing	1954-55
Bill Gadsby, defense	1956-57
Andy Bathgate, right wing	1957-58
Camille Henry, left wing	1957-58
Dean Prentice, left wing	1959-60
Andy Bathgate, right wing	1962-63
Don Marshall, left wing	1966-67
Ed Giacomin, goaltender	1967-68
Jim Neilson, defense	1967-68
Rod Gilbert, right wing	1967-68
Ed Giacomin, goaltender	1968-69
Ed Giacomin, goaltender	1969-70
Brad Park, defense	1970-71
Vic Hadfield, left wing	1971-72
Jean Ratelle, center	1971-72
Brad Park, defense	1972-73
Steve Vickers, left wing	1974-75
Brian Leetch, defense	1990-91
Adam Graves, left wing	1993-94
Brian Leetch, defense	1993-94
Brian Leetch, defense	1995-96
Wayne Gretzky, center	1996-97
Wayne Gretzky, center	1997-98
Marian Gaborik, right wing	2011-12
Henrik Lundqvist, goaltender	2012-13
Artemi Panarin, left wing	2022-23

## NHL ALL-STAR GAME SELECTIONS AND STATISTICS

SEASON	TEAM	PLAYER	G	A	PTS
1947-48	NHL All-Stars	Edgar Laprade	0	1	1
	NHL All-Stars	Tony Leswick	0	0	0
	NHL All-Stars	Grant Warwick	1	0	1
1948-49	NHL All-Stars	Neil Colville	0	0	0
	NHL All-Stars	Edgar Laprade	0	0	0
	NHL All-Stars	Tony Leswick	0	0	0
1949-50	NHL All-Stars	Pat Egan	0	0	0
	NHL All-Stars	Edgar Laprade	0	1	1
	NHL All-Stars	Tony Leswick	0	0	0
	NHL All-Stars	Buddy O'Connor	0	0	0
	NHL All-Stars	Chuck Rayner	31:30, 0 GA	0	0
1950-51	NHL All-Stars	Tony Leswick	0	0	0
	NHL All-Stars	Chuck Rayner	31:12, 3 GA	0	0
	NHL All-Stars	Edgar Laprade	0	0	0
1951-52	First Team	Frank Eddolls	0	0	0
	First Team	Don Raleigh	0	1	1
	Second Team	Chuck Rayner	29:28, 1 GA	0	0
	First Team	Reg Sinclair	0	0	0
	First Team	Gaye Stewart	0	1	1
1952-53	Second Team	Hy Buller	0	1	1
	First Team	Chuck Rayner (Injured)	-	-	-
	First Team	Leo Reise, Jr.	0	0	0
1953-54	NHL All-Stars	Wally Hergesheimer	2	0	2
	NHL All-Stars	Leo Reise, Jr.	0	0	0
	NHL All-Stars	Paul Ronty	0	1	1
1954-55	NHL All-Stars	Harry Howell	0	0	0
	NHL All-Stars	Don Raleigh	0	0	0
	NHL All-Stars	Paul Ronty	0	0	0
1955-56	NHL All-Stars	Danny Lewicki	0	0	0
1956-57	NHL All-Stars	Dave Creighton	0	0	0
	NHL All-Stars	Bill Gadsby	0	0	0
	NHL All-Stars	Red Sullivan	0	0	0
1957-58	NHL All-Stars	Andy Bathgate	1	1	2
	NHL All-Stars	Bill Gadsby	0	0	0
	NHL All-Stars	Dean Prentice	1	2	3
1958-59	NHL All-Stars	Andy Bathgate	2	0	2
	NHL All-Stars	Bill Gadsby	0	0	0
	NHL All-Stars	Camille Henry	0	1	1
	NHL All-Stars	Red Sullivan	0	1	1
1959-60	NHL All-Stars	Andy Bathgate	0	0	0
	NHL All-Stars	Bill Gadsby	0	0	0
	NHL All-Stars	Red Sullivan	0	0	0

## NHL ALL-STAR GAME SELECTIONS AND STATISTICS

SEASON	TEAM	PLAYER	G	A	PTS
1960-61	NHL All-Stars	Andy Bathgate	0	0	0
	NHL All-Stars	Bill Gadsby	0	0	0
	NHL All-Stars	Andy Hebenton	1	0	1
1961-62	NHL All-Stars	Red Sullivan	0	1	1
	NHL All-Stars	Andy Bathgate	0	1	1
	NHL All-Stars	Doug Harvey	0	0	0
1962-63	NHL All-Stars	Gump Worsley	30:00, 0 GA	0	0
	NHL All-Stars	Andy Bathgate	0	0	0
	NHL All-Stars	Doug Harvey	0	0	0
1963-64	NHL All-Stars	Dean Prentice	0	0	0
	NHL All-Stars	Gump Worsley	20:00, 0 GA	0	0
	NHL All-Stars	Andy Bathgate	0	0	0
1964-65	NHL All-Stars	Camille Henry	0	1	1
	NHL All-Stars	Harry Howell	0	0	0
	NHL All-Stars	Rod Gilbert	0	0	0
1965-66	NHL All-Stars	Camille Henry	0	0	0
	NHL All-Stars	Harry Howell	0	1	1
	NHL All-Stars	Rod Gilbert	0	0	0
1966-67	NHL All-Stars	Vic Hadfield	0	0	0
	NHL All-Stars	Harry Howell	0	0	0
	NHL All-Stars	Ed Giacomini	30:00, 1 GA	0	0
1967-68	NHL All-Stars	Rod Gilbert	0	0	0
	NHL All-Stars	Harry Howell	0	0	0
	NHL All-Stars	Jim Neilson	0	0	0
1968-69	NHL All-Stars	Bob Nevin	0	0	0
	NHL All-Stars	Ed Giacomini	20:00, 1 GA	0	0
	NHL All-Stars	Harry Howell	0	0	0
1969-70	NHL All-Stars	Don Marshall	0	0	0
	East	Ed Giacomini	40:00, 2 GA	0	0
	East	Rod Gilbert	0	1	1
1970-71	East	Bob Nevin	1	0	1
	East	Ed Giacomini	30:00, 1 GA	0	0
	East	Rod Gilbert	0	0	0
1971-72	East	Jim Neilson	0	0	0
	East	Brad Park	0	0	0
	East	Jean Ratelle	0	0	0
1972-73	East	Walt Tkaczuk	1	0	1
	East	Dave Balon	0	1	1
	East	Ed Giacomini	31:00, 2 GA	0	0
1973-74	East	Jim Neilson	0	0	0
	East	Brad Park	0	0	0
	East	Jean Ratelle	0	0	0
1974-75	East	Gilles Villemure	29:00, 0 GA	0	0

## NHL ALL-STAR GAME SELECTIONS AND STATISTICS

SEASON	TEAM	PLAYER	G	A	PTS
1971-72	East	Rod Gilbert	0	1	1
	East	Vic Hadfield	0	0	0
	East	Brad Park	0	1	1
	East	Jean Ratelle	1	0	1
	East	Rod Seiling	0	1	1
1972-73	East	Gilles Villemure	29:26, 0 GA	0	0
	East	Ed Giacomin	30:44, 3 GA	0	0
	East	Brad Park	0	1	1
	East	Jean Ratelle	0	0	0
	East	Gilles Villemure	29:16, 1 GA	0	0
1973-74	East	Brad Park	0	0	0
1974-75	Campbell	Rod Gilbert	0	0	0
	Campbell	Brad Park	0	0	0
	Campbell	Steve Vickers	0	0	0
1975-76	Campbell	Carol Vadnais	0	0	0
	Campbell	Steve Vickers	1	0	1
1976-77	Campbell	Phil Esposito	1	0	1
	Campbell	Rod Gilbert	0	1	1
	Campbell	Don Murdoch	0	0	0
1977-78	Campbell	Phil Esposito	0	0	0
	Campbell	Carol Vadnais	0	0	0
1978-79	NHL (vs. USSR)	Anders Hedberg	0	0	0
	NHL (vs. USSR)	Ulf Nilsson	0	0	0
1979-80	Campbell	Phil Esposito	0	1	1
	Campbell	Ron Greschner	0	0	0
1980-81	Campbell	Ed Johnstone	0	2	2
1981-82	Wales	Barry Beck	0	1	1
	Wales	Ron Duguay	0	0	0
1982-83	Wales	Don Maloney	1	0	1
1983-84	Wales	Pierre Larouche	2	0	2
	Wales	Don Maloney (MVP)	1	3	4
1984-85	Wales	Anders Hedberg	1	0	1
1985-86	Wales	Reijo Ruotsalainen	0	0	0
1986-87	NHL (vs. USSR)	Tomas Sandstrom	0	0	0
1987-88	Wales	Tomas Sandstrom	1	0	1
1988-89	Wales	Brian Mullen	0	1	1
1989-90	Wales	Brian Leetch	0	0	0
1990-91	Wales	Brian Leetch	0	0	0
	Wales	Darren Turcotte	0	1	1
1991-92	Wales	Brian Leetch	0	0	0
	Wales	Mark Messier	0	1	1
	Wales	Mike Richter	20:00, 2 GA	0	0

## NHL ALL-STAR GAME SELECTIONS AND STATISTICS

SEASON	TEAM	PLAYER	G	A	PTS
1992-93	Wales	Mike Gartner (MVP)	4	1	5
	Wales	Kevin Lowe	0	1	1
	Wales	Brian Leetch (Injured)	-	-	-
1993-94	Wales	Mark Messier (Injured)	-	-	-
	Eastern	Adam Graves	0	2	2
	Eastern	Brian Leetch	0	0	0
	Eastern	Mark Messier	1	2	3
1995-96	Eastern	Mike Richter (MVP)	20:00, 2 GA	0	0
	Eastern	Brian Leetch	0	1	1
	Eastern	Mark Messier	0	1	1
1996-97	Eastern	Pat Verbeek	1	1	2
	Eastern	Wayne Gretzky	0	1	1
	Eastern	Brian Leetch	0	0	0
1997-98	Eastern	Mark Messier	1	2	3
	North America	Wayne Gretzky	0	2	2
	North America	Brian Leetch	0	0	0
1998-99	North America	Wayne Gretzky (MVP)	1	2	3
1999-00	North America	Mike Richter	20:00, 4 GA	0	0
2000-01	North America	Theoren Fleury	2	1	3
	North America	Brian Leetch	0	1	1
	North America	Brian Leetch	0	0	0
2001-02	North America	Eric Lindros (Injured)	-	-	-
	North America	Mike York	0	0	0
	Eastern	Brian Leetch (Injured)	-	-	-
2002-03	Eastern	Tom Poti	0	0	0
	Eastern	Mark Messier	1	1	2
2003-04	Eastern	Jaromir Jagr	0	1	1
	Eastern	Brendan Shanahan	0	0	0
2006-07	Eastern	Scott Gomez	0	1	1
2008-09	Eastern	Henrik Lundqvist	20:00, 6 GA	0	0
2010-11	Team Staal	Henrik Lundqvist	18:36, 3 GA	0	0
	Team Staal	Marc Staal	0	0	0
2011-12	Team Alfreds-	Henrik Lundqvist	19:49, 3GA	0	0
	Team Alfreds-	Dan Girardi	0	1	1
	Team Chara	Marian Gaborik (MVP)	3	1	4
2014-15	Team Toews	Rick Nash	2	0	2
2015-16	Metropolitan	Ryan McDonagh	0	0	0
2016-17	Metropolitan	Ryan McDonagh	0	0	0
2017-18	Metropolitan	Henrik Lundqvist	10:00, 2 GA	0	0
2018-19	Metropolitan	Henrik Lundqvist	20:00, 2 GA	0	0
2019-20	Metropolitan	Artemi Panarin (Injured)	-	-	-
	Metropolitan	Chris Kreider	0	0	0
2021-22	Metropolitan	Chris Kreider	1	1	2
	Metropolitan	Adam Fox (Injured)	-	-	-
	Metropolitan	Mika Zibanejad (DNP)	-	-	-
2022-23	Metropolitan	Adam Fox	0	1	1
	Metropolitan	Artemi Panarin	0	3	3
	Metropolitan	Igor Shesterkin	10:00, 4 GA	0	0

## MILESTONES ACCOMPLISHED BY RANGERS PLAYERS

PLAYER	DATE	OPPONENT	# PLAYER TO REACH MILESTONE IN NHL HISTORY
500TH CAREER NHL GOAL			
Mike Gartner	10/14/91	WSH	16th
Mark Messier	11/6/95	CGY	21st
600TH CAREER NHL GOAL			
Phil Esposito	11/4/77	at VAN	3rd
Mike Gartner	12/26/93	NJD	6th
Brendan Shanahan	10/5/06	WSH	15th
Jaromir Jagr	11/19/06	TBL	16th
700TH CAREER NHL GOAL			
Phil Esposito	2/2/80	at WSH	2nd
Marcel Dionne	10/31/87	at NYI	3rd
700TH CAREER NHL ASSIST			
Phil Esposito	10/26/76	at CLE	7th
Mark Messier	3/2/92	at NJD	22nd
Brian Leetch*	4/13/02	at PHI	T-37th**
800TH CAREER NHL ASSIST			
Phil Esposito	1/17/79	NYI	5th
Mark Messier	12/4/93	at TOR	13th
Jaromir Jagr	12/18/05	COL	25th
900TH CAREER NHL ASSIST			
Mark Messier	12/15/95	at BUF	8th
Jaromir Jagr	3/17/07	BOS	17th
1,000TH CAREER NHL ASSIST			
Marcel Dionne	11/7/87	at LAK	3rd
1,100TH CAREER NHL ASSIST			
Mark Messier	11/18/00	at CGY	4th
1,800TH CAREER NHL ASSIST			
Wayne Gretzky	12/13/96	at BUF	1st
1,900TH CAREER NHL ASSIST			
Wayne Gretzky	3/21/98	DET	1st

\* recorded all totals with the Rangers at the time he reached the milestone

\*\* Leetch and Chris Chelios reached the milestone on the same day



## MILESTONES ACCOMPLISHED BY RANGERS PLAYERS

PLAYER	DATE	OPPONENT	# PLAYER TO REACH MILESTONE IN NHL HISTORY
1,000TH CAREER NHL POINT			
Rod Gilbert*	2/19/77	at NYI	11th
Mike Gartner	1/4/92	at NJD	33rd
Steve Larmer	3/8/95	NJD	43rd
Pat LaFontaine	1/22/98	PHI	50th
Theo Fleury	10/29/01	DAL	61st
Martin St. Louis	11/28/14	at PHI	81st
1,100TH CAREER NHL POINT			
Mark Messier	1/23/92	at EDM	22nd
Mike Gartner	3/9/93	LAK	28th
1,200TH CAREER NHL POINT			
Phil Esposito	12/11/75	at BOS	7th
Mark Messier	1/13/93	WSH	16th
1,300TH CAREER NHL POINT			
Phil Esposito	1/9/77	LAK	4th
Mark Messier	2/24/94	at NJD	10th
Jaromir Jagr	3/5/04	WSH	26th
Brendan Shanahan	10/29/07	TBL	29th
1,400TH CAREER NHL POINT			
Phil Esposito	3/19/78	at MNS	2nd
Mark Messier	12/4/95	ANA	7th
Jaromir Jagr	3/2/06	at PHI	17th
1,500TH CAREER NHL POINT			
Phil Esposito	10/21/79	PIT	2nd
Mark Messier	12/22/96	FLA	5th
Jaromir Jagr	2/10/07	at WSH	12th
1,700TH CAREER NHL POINT			
Marcel Dionne	11/3/87	at CGY	2nd
1,800TH CAREER NHL POINT			
Mark Messier	12/15/01	BUF	3rd
2,700TH CAREER NHL POINT			
Wayne Gretzky	4/3/97	BOS	1st
2,800TH CAREER NHL POINT			
Wayne Gretzky	10/17/98	at PIT	1st

\* recorded all totals with the Rangers at the time he reached the milestone

## MILESTONES ACCOMPLISHED BY RANGERS PLAYERS

PLAYER	DATE	OPPONENT	# PLAYER TO REACH MILESTONE IN NHL HISTORY
1,000TH CAREER NHL GAME			
Doug Harvey	1/20/63	at CHI	4th
Harry Howell*	1/21/67	at BOS	9th
Ron Stewart	1/3/68	BOS	T-11th***
Don Marshall	3/16/69	DET	17th
Rod Gilbert*	12/12/76	MTL	37th
Phil Esposito	3/30/77	AFM	39th
Carol Vadnais	11/21/81	at NYI	46th
Guy Lafleur	1/30/89	NYI	67th
Mike Gartner	3/20/92	at DET	76th
Kevin Lowe	3/11/93	at CHI	85th
Mark Messier	4/7/93	at NJD	88th
Steve Larmer	4/20/95	HFD	103rd
Jay Wells	4/30/95	at PHI	105th
John MacLean	11/11/98	at FLA	131st
Ulf Samuelsson	1/13/99	NYI	133rd
Theo Fleury	1/23/02	BOS	172nd
Brian Leetch*	2/28/02	OTT	173rd
Jaromir Jagr	1/30/04	BUF	195th
Bobby Holik	2/14/04	at PHI	198th
Donald Brashear	11/12/09	ATL	246th
Dan Boyle	3/4/15	at DET	T-296th****
Rick Nash	10/26/17	ARI	312th

### 1,100TH CAREER NHL GAME

Harry Howell*	3/23/68	at TOR	7th
Ron Stewart	3/2/69	STL	10th
Phil Esposito	11/22/78	TOR	27th
Mike Gartner	10/28/93	MTL	42nd
Kevin Lowe	2/16/95	MTL	48th
Mark Messier	2/26/95	at BUF	49th
John MacLean	12/26/99	NJD	75th
Kevin Hatcher	4/5/00	MTL	77th
Brian Leetch*	1/1/04	at STL	111th
Jaromir Jagr	3/29/06	at NYI	121st
Markus Naslund	3/5/09	at NYI	141st
Martin St. Louis	1/13/15	NYI	177th

### 1,200TH CAREER NHL GAME

Tim Horton	10/10/70	at STL	8th
Ron Stewart	11/4/70	at CGS	9th
Phil Esposito	1/4/80	PHI	19th
Mark Messier	4/2/96	NJD	28th
Jaromir Jagr	10/25/07	NJD	71st

\* recorded all totals with the Rangers at the time he reached the milestone

\*\*\* Stewart and George Armstrong reached the milestone on the same day

\*\*\*\* Boyle and Alex Tanguay reached the milestone on the same day

## MILESTONES ACCOMPLISHED BY RANGERS PLAYERS

PLAYER	DATE	OPPONENT	# PLAYER TO REACH MILESTONE IN NHL HISTORY
1,300TH CAREER NHL GAME			
Marcel Dionne	3/12/88	at WSH	12th
Wayne Gretzky	1/12/97	NJD	15th
1,400TH CAREER NHL GAME			
Wayne Gretzky	3/12/98	at MTL	8th
Brendan Shanahan	1/29/07	at BOS	25th
1,500TH CAREER NHL GAME			
Mark Messier	11/22/00	at NYI	6th
1,600TH CAREER NHL GAME			
Mark Messier	2/8/02	at ATL	4th
1,700TH CAREER NHL GAME			
Mark Messier	11/23/03	OTT	2nd
300TH CAREER NHL WIN			
Mike Richter*	10/28/02	PHX	19th
Henrik Lundqvist*	3/9/14	DET	29th
400TH CAREER NHL WIN			
Henrik Lundqvist*	2/11/17	COL	12th
50TH CAREER NHL SHUTOUT			
Dave Kerr	2/25/41	at BOS	8th
Henrik Lundqvist*	3/22/14	at NJD	27th
500TH CAREER NHL APPEARANCE			
Gump Worsley*	2/3/62	at TOR	5th
Ed Giacomin*	10/12/74	at TOR	10th
Mike Richter*	10/30/99	at MTL	40th
Martin Biron	4/5/12	at PIT	60th
Henrik Lundqvist*	4/5/13	at PIT	61st
600TH CAREER NHL APPEARANCE			
Jacques Plante	2/2/64	MTL	5th
Kirk McLean	12/27/00	at CAR	28th
Mike Richter*	10/7/01	BUF	30th
Henrik Lundqvist*	12/27/14	NJD	43rd
700TH CAREER NHL APPEARANCE			
Henrik Lundqvist*	11/20/16	FLA	25th
800TH CAREER NHL APPEARANCE			
Henrik Lundqvist*	3/10/18	at FLA	15th

\* recorded all totals with the Rangers at the time he reached the milestone

## RANGERS WHO PLAYED IN INTERNATIONAL COMPETITION

### OLYMPICS

PLAYER	COUNTRY	YEAR	MEDAL
Wayne Gretzky	Canada	1998	-
Pat LaFontaine	United States	1998	-
Brian Leetch	United States	1998	-
Mike Richter	United States	1998	-
Ulf Samuelsson	Sweden	1998	-
Niklas Sundstrom	Sweden	1998	-
Radek Dvorak	Czech Republic	2002	-
Theo Fleury	Canada	2002	Gold
Brian Leetch	United States	2002	Silver
Eric Lindros	Canada	2002	Gold
Vladimir Malakhov	Russia	2002	Bronze
Mike Richter	United States	2002	Silver
Mike York	United States	2002	Silver
Marcel Hossa	Slovakia	2006	-
Jaromir Jagr	Czech Republic	2006	Bronze
Darius Kasparaitis	Russia	2006	-
Henrik Lundqvist	Sweden	2006	Gold
Marek Malik	Czech Republic	2006	Bronze
Ville Nieminen	Finland	2006	Silver
Martin Rucinsky	Czech Republic	2006	Bronze
Martin Straka	Czech Republic	2006	Bronze
Fedor Tyutin	Russia	2006	-
Ryan Callahan	United States	2010	Silver
Chris Drury	United States	2010	Silver
Marian Gaborik	Slovakia	2010	-
Olli Jokinen	Finland	2010	Bronze
Henrik Lundqvist	Sweden	2010	-
Ryan Callahan	United States	2014	-
Carl Hagelin	Sweden	2014	Silver
Henrik Lundqvist	Sweden	2014	Silver
Ryan McDonagh	United States	2014	-
Rick Nash	Canada	2014	Gold
Derek Stepan	United States	2014	-
Mats Zuccarello	Norway	2014	-

Note - in 2006, Petr Prucha was named to the Czech Republic roster but missed the tournament due to injury

The list above only includes players who played in the Olympics while also on the Rangers' roster (does not include players whose rights belonged to the Rangers but were not on the team at the time - ex: Brian Leetch and Mike Richter in 1988 Olympics)

## RANGERS WHO PLAYED IN INTERNATIONAL COMPETITION

### CANADA CUP / WORLD CUP OF HOCKEY

PLAYER	COUNTRY/TEAM	TOURNAMENT	WINNER/RUNNER-UP
Phil Esposito	Canada	1976 Canada Cup	Winner
Steve Baker	United States	1981 Canada Cup	-
Barry Beck	Canada	1981 Canada Cup	Runner-Up
Ron Duguay	Canada	1981 Canada Cup	Runner-Up
Anders Hedberg	Sweden	1981 Canada Cup	-
Mikko Leinonen	Finland	1981 Canada Cup	-
Ulf Nilsson	Sweden	1981 Canada Cup	-
Reijo Ruotsalainen	Finland	1981 Canada Cup	-
Dean Talafous	United States	1981 Canada Cup	-
Bob Brooke	United States	1984 Canada Cup	Runner-Up
Tomas Sandstrom	Sweden	1984 Canada Cup	Runner-Up
Peter Sundstrom	Sweden	1984 Canada Cup	Runner-Up
James Patrick	Canada	1987 Canada Cup	Winner
John Vanbiesbrouck	United States	1987 Canada Cup	-
Brian Leetch	United States	1991 Canada Cup	Runner-Up
Mike Richter	United States	1991 Canada Cup	Runner-Up
John Vanbiesbrouck	United States	1991 Canada Cup	Runner-Up
Adam Graves	Canada	1996 World Cup of Hockey	Runner-Up
Wayne Gretzky	Canada	1996 World Cup of Hockey	Runner-Up
Alexander Karpovtsev	Russia	1996 World Cup of Hockey	-
Alexei Kovalev	Russia	1996 World Cup of Hockey	-
Brian Leetch	United States	1996 World Cup of Hockey	Winner
Mark Messier	Canada	1996 World Cup of Hockey	Runner-Up
Sergei Nemchinov	Russia	1996 World Cup of Hockey	-
Mike Richter	United States	1996 World Cup of Hockey	Winner
Niklas Sundstrom	Sweden	1996 World Cup of Hockey	-
Jaromir Jagr	Czech Republic	2004 World Cup of Hockey	-
Darius Kasparaitis	Russia	2004 World Cup of Hockey	-
Henrik Lundqvist	Sweden	2016 World Cup of Hockey	-
Ryan McDonagh	United States	2016 World Cup of Hockey	-
J.T. Miller	Team North America	2016 World Cup of Hockey	-
Derek Stepan	United States	2016 World Cup of Hockey	-
Mats Zuccarello	Team Europe	2016 World Cup of Hockey	Runner-Up

## TEAM AWARD WINNERS

### RANGERS MVP (AS VOTED BY THE PROFESSIONAL HOCKEYWRITERS ASSOCIATION)

Lynn Patrick	1941-42
Lynn Patrick	1942-43
Ott Heller and Bryan Hextall	1943-44
Ab DeMarco	1944-45
Chuck Rayner	1945-46
Chuck Rayner	1946-47
Buddy O'Connor	1947-48
Edgar Laprade and Chuck Rayner	1948-49
Edgar Laprade	1949-50
Don Raleigh	1950-51
Hy Buller	1951-52
Paul Ronty	1952-53
Wally Hergesheimer	1953-54
Danny Lewicki	1954-55
Bill Gadsby	1955-56
Andy Bathgate	1956-57
Andy Bathgate	1957-58
Andy Bathgate	1958-59
Dean Prentice	1959-60
Gump Worsley	1960-61
Andy Bathgate	1961-62
Gump Worsley	1962-63
Harry Howell	1963-64
Don Marshall	1964-65
Bob Nevin	1965-66
Ed Giacomin	1966-67
Rod Gilbert	1967-68
Ed Giacomin	1968-69
Walter Tkaczuk	1969-70
Ed Giacomin	1970-71
Jean Ratelle	1971-72
Jean Ratelle	1972-73
Brad Park	1973-74
Rod Gilbert	1974-75
Rod Gilbert	1975-76
Dave Maloney	1976-77
Walter Tkaczuk	1977-78
Phil Esposito	1978-79
Anders Hedberg	1979-80
Eddie Johnstone	1980-81
Barry Beck and Mike Rogers	1981-82
Mark Pavelich	1982-83
Barry Beck	1983-84
Tomas Sandstrom	1984-85
John Vanbiesbrouck	1985-86
Walt Poddubny	1986-87
James Patrick	1987-88
Brian Leetch	1988-89
John Osgrodnick	1989-90
Brian Leetch	1990-91
Mark Messier	1991-92
Adam Graves	1992-93
Adam Graves	1993-94
Mark Messier	1994-95
Mark Messier	1995-96
Brian Leetch	1996-97
Wayne Gretzky	1997-98
Brian Leetch	1998-99
Mike Richter	1999-00
Brian Leetch	2000-01
Mike Richter	2001-02
Brian Leetch	2002-03
Bobby Holik	2003-04
Jaromir Jagr	2005-06
Henrik Lundqvist	2006-07
Henrik Lundqvist	2007-08
Henrik Lundqvist	2008-09
Henrik Lundqvist	2009-10
Henrik Lundqvist	2010-11
Henrik Lundqvist	2011-12
Henrik Lundqvist	2012-13
Ryan McDonagh	2013-14
Rick Nash	2014-15
Henrik Lundqvist	2015-16
Ryan McDonagh	2016-17
Henrik Lundqvist	2017-18
Mika Zibanejad	2018-19
Artemi Panarin	2019-20
Adam Fox	2020-21
Igor Shesterkin	2021-22
Mika Zibanejad	2022-23

### PLAYERS' PLAYER AWARD

Andy Heberton	1958-59
Red Sullivan and Andy Heberton	1959-60
Andy Heberton	1960-61
Earl Ingarfield	1961-62
Andy Bathgate	1962-63
Rod Gilbert and Phil Goyette	1963-64
Harry Howell	1964-65
Wayne Hillman and Don Marshall	1965-66
Harry Howell	1966-67
Jean Ratelle	1967-68
Jean Ratelle	1968-69
Jean Ratelle	1969-70
Jean Ratelle	1970-71
Vic Hadfield	1971-72
Walter Tkaczuk	1972-73
Ted Irvine	1973-74
Jean Ratelle	1974-75
John Davidson	1975-76
John Davidson and Phil Esposito	1976-77
John Davidson and Ron Greschner	1977-78
Ulf Nilsson	1978-79
Don Maloney	1979-80
Don Maloney	1980-81
Tom Laidlaw and Mark Pavelich	1981-82
Tom Laidlaw	1982-83
Glen Hanlon	1983-84
Reijo Ruotsalainen	1984-85
John Vanbiesbrouck	1985-86
Don Maloney	1986-87
James Patrick	1987-88
Guy Lafleur	1988-89
Kelly Kisio	1989-90
Mike Richter	1990-91
Adam Graves	1991-92
Adam Graves	1992-93
Eddie Olczyk	1993-94
Adam Graves	1994-95
Mark Messier	1995-96
Darren Langdon	1996-97
Darren Langdon	1997-98
Adam Graves	1998-99
Mike Richter	1999-00
Brian Leetch	2000-01
Brian Leetch	2001-02
Brian Leetch	2002-03
Brian Leetch	2003-04
Jed Ortmeyer and Kevin Weekes	2005-06
Brendan Shanahan	2006-07
Colton Orr and Jason Strudwick	2007-08
Chris Drury and Blair Betts	2008-09
Chris Drury	2009-10
Ryan Callahan	2010-11
Ryan Callahan	2011-12
Ryan Callahan	2012-13
Ryan McDonagh	2013-14
Rick Nash	2014-15
Jesper Fast	2015-16
Jesper Fast	2016-17
Jesper Fast	2017-18
Jesper Fast	2018-19
Jesper Fast	2019-20
Ryan Lindgren	2020-21
Jacob Trouba and Barclay Goodrow	2021-22
Ryan Lindgren	2022-23

### STEVEN MCDONALD EXTRA EFFORT AWARD

The Steven McDonald Extra Effort Award is presented annually to the player who, as chosen by the fans, "goes above and beyond the call of duty". The award, which has been given annually since the 1987-88 season, bears the name of New York City Police Detective Steven McDonald, who was shot and injured in the line of duty on July 12, 1986 and passed away on January 10, 2017.

Jan Erixon	1987-88
Tony Granato	1988-89
John Vanbiesbrouck and Kelly Kisio	1989-90
Jan Erixon	1990-91
Adam Graves	1991-92
Adam Graves	1992-93
Adam Graves	1993-94
Mark Messier	1994-95
Mark Messier	1995-96
Brian Leetch	1996-97

## TEAM AWARD WINNERS

Wayne Gretzky	1997-98
Adam Graves	1998-99
Adam Graves	1999-00
Sandy McCarthy	2000-01
Sandy McCarthy	2001-02
Matthew Barnaby	2002-03
Jed Ortmeyer	2003-04
Henrik Lundqvist	2005-06
Jed Ortmeyer	2006-07
Brandon Dubinsky	2007-08
Ryan Callahan	2008-09
Ryan Callahan	2009-10
Brandon Prust	2010-11
Ryan Callahan	2011-12
Ryan Callahan	2012-13
Mats Zuccarello	2013-14
Cam Talbot	2014-15
Mats Zuccarello	2015-16
Mats Zuccarello	2016-17
Henrik Lundqvist	2017-18
Mika Zibanejad	2018-19
Mika Zibanejad	2019-20
Adam Fox	2020-21
Chris Kreider	2021-22
Ryan Lindgren	2022-23

### JOHN HALLIGAN GOOD GUY AWARD (COOPERATION WITH MEDIA)

The John Halligan Good Guy Award recognizes a player for their cooperation with the media throughout the season. The award has been presented annually since the 1974-75 season, and was renamed in 2009-10 to honor the team's late public relations director. Halligan joined the Rangers organization in 1963, and served a number of roles in his 24 years with the Rangers, including Public Relations Director and Business Manager, Vice President of Communications, and Director of Community Relations and Special Projects. Following his distinguished 53-year career with the Rangers and the National Hockey League, Halligan was honored by USA Hockey and the NHL with the Lester Patrick Award in 2007 for his service to hockey in the United States. Halligan passed away on January 20, 2010.

John Davidson	1976-77
Rod Gilbert	1977-78
Dave Maloney	1978-79
Anders Hedberg	1979-80
Don Maloney	1980-81
Barry Beck	1981-82
Rob McClanahan	1982-83
Pierre Larouche	1983-84
John Vanbiesbrouck	1984-85
Ron Greschner	1985-86
James Patrick	1986-87
Bob Froese	1987-88
Tony Granato	1988-89
Kelly Kisio	1989-90
Mike Richter	1990-91
Ted Irvine	1974-75
Ron Harris	1975-76
Mark Messier	1991-92
Adam Graves	1992-93
Neil Smith	1993-94
Kevin Lowe	1994-95
Glenn Healy	1995-96
Wayne Gretzky	1996-97
Alex Kovalev	1997-98
Kevin Stevens	1998-99
Tim Taylor	1999-00
Petr Nedved	2000-01
Brian Leetch	2001-02
Bobby Holik	2002-03
Eric Lindros	2003-04
Jaromir Jagr	2005-06
Brendan Shanahan	2006-07
Henrik Lundqvist	2007-08
Tom Renney	2008-09
Vinny Prospal and Erik Christensen	2009-10
Ryan Callahan	2010-11
Brian Boyle	2011-12
Dan Girardi	2012-13
Marc Staal	2013-14
Derek Stepan	2014-15
Ryan McDonagh	2015-16
Rick Nash	2016-17
Brady Skjei	2017-18

Mika Zibanejad	2018-19
Chris Kreider	2019-20
Brendan Smith	2020-21
Ryan Strome	2021-22
Filip Chytil	2022-23

### LARS-ERIK SJOBERG AWARD (BEST ROOKIE OF TRAINING CAMP)

The Lars-Erik Sjöberg Award is presented annually to the top Rangers rookie during training camp. The award, which was first presented in 1988, bears the name of Lars-Erik Sjöberg, who was the Rangers chief European scout for eight years. During his time with the Blueshirts, Sjöberg played a prominent role in the team's decision to draft Europeans such as Tomas Sandstrom, Jan Erixon, and Ulf Dahlen. Prior to joining the Rangers as a scout, Sjöberg played five seasons with the Winnipeg Jets during their time in the World Hockey Association (WHA), and he also skated with Winnipeg in its inaugural NHL season in 1979-80. He passed away on October 20, 1987 at the age of 43.

Mike Richter	1988
Troy Mallette	1989
Steven Rice	1990
Tony Amonte	1991
Peter Andersson	1992
Mattias Norstrom	1993
Mattias Norstrom	1994
Niklas Sundstrom	1995
Eric Cairns	1996
Marc Savard	1997
Manny Malhotra	1998
Kim Johnsson	1999
Filip Novak	2000
Dan Blackburn	2001
Jamie Lundmark	2002
Dominic Moore	2003
Henrik Lundqvist	2005
Nigel Dawes and Brandon Dubinsky	2006
Marc Staal	2007
Lauri Korpikoski	2008
Matt Gilroy	2009
Derek Stepan	2010
Carl Hagelin	2011
Jesper Fast	2013
Anthony Duclair	2014
Oscar Lindberg	2015
Jimmy Vesey	2016
Filip Chytil	2017
Lias Andersson	2018
Adam Fox	2019
Nils Lundkvist	2021
Brennan Othmann	2022

### RANGERS FAN CLUB FRANK BOUCHER TROPHY (MOST POPULAR PLAYER ON AND OFF THE ICE)

The Frank Boucher Trophy was awarded annually to the Ranger who was considered the most popular player on and off the ice, as chosen by members of the Rangers Fan Club. The trophy bears the name of Rangers legend and Hall of Famer Frank Boucher, who was a member of the organization for 31 years as a player, coach, and general manager. During his 13-year playing career with the team, he won the Lady Byng Trophy seven times, the most of any player in NHL history, and captured the Stanley Cup in 1927-28 and 1932-33. He also led the Rangers to the franchise's third Stanley Cup in his first season as head coach in 1939-40. He is one of only two men, along with Lester Patrick, who have won three Stanley Cups with the Rangers.

Don Raleigh	1951-52
Wally Hergesheimer	1952-53
Johnny Bower	1953-54
Edgar Laprade	1954-55
Gump Worsley	1955-56
Andy Bathgate	1956-57
Andy Bathgate	1957-58
Andy Bathgate	1958-59
Dean Prentice	1959-60
Gump Worsley	1960-61
Andy Bathgate	1961-62
Gump Worsley	1962-63



## TEAM AWARD WINNERS

Rod Gilbert	1963-64
Harry Howell	1964-65
Harry Howell	1965-66
Harry Howell	1966-67
Rod Gilbert	1967-68
Ed Giacomin	1968-69
Walter Tkaczuk	1969-70
Dave Balon	1970-71
Jean Ratelle	1971-72
Jean Ratelle	1972-73
Brad Park	1973-74
Rod Gilbert	1974-75
Rod Gilbert	1975-76
Rod Gilbert	1976-77
Pat Hickey	1977-78
Phil Esposito	1978-79
Phil Esposito	1979-80
Eddie Johnstone	1980-81
Nick Fotiu	1981-82
Mark Pavelich	1982-83
Barry Beck and Nick Fotiu	1983-84
Anders Hedberg and Mike Rogers	1984-85
John Vanbiesbrouck	1985-86
Walt Poddubny	1986-87
Walt Poddubny	1987-88
Guy Lafleur	1988-89
Brian Mullen	1989-90
Mike Richter	1990-91
Mark Messier	1991-92
Mike Gartner	1992-93
Adam Graves	1993-94
Mark Messier	1994-95
Mark Messier	1995-96
Mark Messier	1996-97
Wayne Gretzky	1997-98
Mike Richter	1998-99
Mike Richter	1999-00
Brian Leetch	2000-01
Mike Richter	2001-02
Mike Dunham	2002-03
Eric Lindros	2003-04
Jaromir Jagr	2005-06
Henrik Lundqvist	2006-07
Sean Avery	2007-08
Blair Betts	2008-09
Henrik Lundqvist	2009-10

Adam Graves	1994-95
Adam Graves and Glenn Healy	1995-96
Adam Graves	1996-97
Adam Graves	1997-98
Adam Graves	1998-99
Adam Graves	1999-00
Adam Graves	2000-01
Brian Leetch	2001-02
Brian Leetch	2002-03
Mark Messier	2003-04
Henrik Lundqvist	2005-06
Brendan Shanahan	2006-07
Brendan Shanahan	2007-08
Henrik Lundqvist	2008-09
Erik Christensen	2009-10

### "CRUMB BUM" AWARD (FOR SERVICE TO NEW YORK YOUNGSTERS)

Ed Hospodar	1981
Barry Beck	1982
Nick Fotiu	1983
Dave and Don Maloney	1984
Ron Greshner	1985
John Vanbiesbrouck	1987
Pierre Larouche	1988
Guy Lafleur	1989
Carey Wilson	1990
Mike Gartner	1991
Kris King	1992
Adam Graves	1993
Brian Leetch	1994
Mark Messier	1995
Jeff Beukeboom	1996
Mike Richter	1997
Rod Gilbert	1999
Matthew Barnaby	2004

### ROD GILBERT "MR. RANGER" AWARD

Beginning with the 2021-22 season, the Rod Gilbert "Mr. Ranger" Award recognizes the Rangers player "who best honors Rod's legacy by exemplifying leadership qualities both on and off the ice and making a significant humanitarian contribution to his community."

Chris Kreider	2021-22
Jacob Trouba	2022-23

### RANGERS FAN CLUB ROOKIE OF THE YEAR

John Vanbiesbrouck	1984-85
Mike Ridley	1985-86
Terry Carkner	1986-87
Ulf Dahlen	1987-88
Brian Leetch and Tony Granato	1988-89
Darren Turcotte	1989-90
Mike Richter	1990-91
Tony Amonte	1991-92
Sergei Zubov	1992-93
Alexander Karpovtsev	1993-94
Mike York	1999-00
Tomas Kloucek	2000-01
Dan Blackburn	2001-02
Jamie Lundmark	2002-03
Jed Ortmeyer	2003-04
Henrik Lundqvist	2005-06
Dan Girardi	2006-07
Brandon Dubinsky	2007-08
Lauri Korpikoski	2008-09
Michael Dei Zotto	2009-10

### RANGERS FAN CLUB CEIL SAIDEL MEMORIAL AWARD (FOR DEDICATION TO THE ORGANIZATION ON AND OFF THE ICE)







The Ceil Saidel Memorial Award was given annually to recognize a player, as chosen by members of the Rangers Fan Club, for their dedication to the organization on and off the ice. The award, which was first presented in 1994-95, bears the name of Ceil Saidel, who was a longtime Rangers season ticket holder and member of the Fan Club since its inception in 1951. During the 1994 Stanley Cup Playoffs, Saidel's life was taken suddenly in an attempted robbery.

# The 50 Greatest Moments at Madison Square Garden

In 2006, Madison Square Garden unveiled the list of the 50 greatest moments that took place at The World's Most Famous Arena. The list not only features defining moments and events in the history of MSG, but some of the greatest moments in sports and entertainment history.

Ten of the 50 moments that were included were related to the Rangers. These 10 moments defined a franchise, honored some of the best players to ever play the game, and in turn, helped make Madison Square Garden the World's Most Famous Arena.

RANGERS MOMENTS INCLUDED IN  
THE 50 GREATEST MOMENTS AT MADISON SQUARE GARDEN

MOMENT #	MOMENT	
2	Rangers Win the Stanley Cup in 1994	
6	Stephane Matteau's Double OT Goal in 1994	
10	Wayne Gretzky's Final NHL Game in 1999	
11	Mark Messier Night in 2006	
18	Pete Stenkowski's Triple OT Goal in 1971	
28	Rangers Beat Islanders to Advance to 1979 Stanley Cup Finals	
31	Rangers' First Home Game After 9/11	
40	Mike Richter Named MVP of 1994 NHL All-Star Game	
41	Ed Giacomin's Return to MSG in 1975	
46	Wayne Gretzky's Hat Trick in 1997 Playoffs	

# #46 - Gretzky's Hat Trick

Throughout the history of the Rangers, several of the greatest players of all-time have donned the Blueshirt. In 1996, *the* greatest player of all-time became a Ranger.

Wayne Gretzky's arrival captivated the sports scene in New York. Reunited with his friend and former teammate with the Edmonton Oilers, Mark Messier, a rejuvenated Gretzky recorded 97 points in his first season with the Rangers in 1996-97, and he helped lead the team into the 1997 Stanley Cup Playoffs.

The Rangers' opponent in the Eastern Conference Quarterfinals was the Florida Panthers. After splitting the first two games of the series in Florida, the Rangers rallied to win Game 3 of the series in overtime at MSG. In Game 4, Gretzky delivered a virtuoso performance.

With the Blueshirts trailing the Panthers, 1-0, in the second period, Gretzky took a pass from Brian Leetch in the right circle and beat Panthers goalie John Vanbiesbrouck with a one-timer to tie the game. Just over three minutes later Gretzky scored again with a slapshot to give the Rangers a 2-1 lead. Near the midway point of the period, Gretzky completed his hat trick, as he initially faked a slapshot, held onto the puck to create a different angle, and then took a slapshot that went off the post and in the net.

With three goals in a span of 6:23, Gretzky's hat trick led the Rangers to a 3-2 win.



“I was so happy to see him do that - to play the way he did, score goals, and just give everyone in New York a glimpse of how great of a hockey player he was.”

- Mark Messier

## #41 - “Eddie! Eddie!”

For 10 seasons, Ed Giacomin was the heart of the New York Rangers and captivated the hearts of Rangers fans.


A tough, tenacious goaltender, Giacomin was the backbone of the Rangers team that rose to prominence in the late 1960's and early 1970's and ultimately advanced to the Stanley Cup Finals in 1971-72. In addition, his style of play and personality made him popular with the fans, who filled MSG with chants of “Eddie! Eddie!” during his tenure.

With the team in transition early in the 1975-76 season, Giacomin was placed on waivers by the Rangers. On Oct. 31, 1975, Giacomin's Rangers career ended, as he was claimed by the Detroit Red Wings.

Two nights later, he was back at Madison Square Garden, making his Red Wings debut against his now former team.

It didn't matter that Giacomin was wearing a red uniform with No. 31 on it, as opposed to the No. 1 jersey he wore for so many games with the Blueshirts. Rangers fans chanted “Eddie! Eddie” the moment he stepped on the ice, and didn't stop rooting for him until he made 42 saves and led Detroit to a 6-4 win over the Rangers.





“So many things have happened on that stage (at MSG). But I think the uniqueness of this particular moment, the fact that he was coming back with another team and having 17,500 people root for him, we’ll probably never see that again.”

- John Halligan, former Rangers PR Director



## #40 - Richter's All-Star Game MVP

The 1993-94 season featured several magical moments in Rangers history. One of those moments took place on January 22, 1994, when Madison Square Garden hosted the NHL All-Star Game for the second time in its history.

Four Rangers played for the Eastern Conference in the game – forwards Mark Messier and Adam Graves, defenseman Brian Leetch, and goaltender Mike Richter. Messier was the Rangers' captain (and the Eastern Conference captain), Graves was in the midst of a 52-goal season (a Rangers record at the time), and Leetch was a perennial All-Star who had already won a Norris Trophy as the NHL's Best Defenseman (and would win the Conn Smythe Trophy as Playoff MVP later that year).

But on that day, Richter was the star among all of the All-Stars.

Richter stopped 19 of 21 shots while playing the second period of the game, including five saves on the NHL's leading goal scorer, the Vancouver Canucks' Pavel Bure. One of those saves – a right pad save on a Bure breakaway – would prove to be prophetic several months later, when Richter made a near-identical save on Bure during a penalty shot in Game 4 of the 1994 Stanley Cup Finals.

Richter's performance earned him MVP honors at the 1994 All-Star Game, as the Eastern Conference defeated the Western Conference, 9-8.



“I think if a goalie plays as well as Mike did, it’s pretty much a shoo-in (for MVP).”

- Mark Messier

“There’s a truck in his driveway, and I gave it to him.”

- Pavel Bure

# #31 - Rangers' 9/11 Tribute

Like everyone in New York and throughout the world, the Rangers were shocked and saddened by the terrorist attacks that took place on September 11, 2001.

Less than a month later, on October 7, the Rangers played their first regular season game at Madison Square Garden since the attacks. Before the puck dropped for their game against the Buffalo Sabres, the Rangers held an emotional pre-game ceremony.

The 2001-02 Rangers were joined on the ice by members of the FDNY and NYPD hockey teams. During the ceremony, Mark Messier was given the fire helmet of Chief Ray Downey, who passed away on September 11. Messier wore the helmet throughout the pre-game ceremony, and in his address to the crowd, the Rangers' captain said "To all of the firefighters, the police department, the rescue workers, and all of the volunteers who helped out so heroically, we dedicate this entire season, from the top of the organization on down, to you."

For that night's game, the Rangers and Sabres wore special jerseys with "New York" on the front. The Rangers capped off the emotional evening with a 5-4 win in overtime, as Brian Leetch scored the game-winning goal.



“When you come back for that first game, there’s a lot of talk about when is it ok to resume life. Nobody has a great answer for that, but I think one of the things you have to think about in these situations is it’s important to (resume life). I think that was a very proud moment at The Garden and a very powerful one.”

- Mike Richter

## #28 - Rangers Eliminate Islanders

The Rangers have had rivalries with several teams throughout their history. Since the New York Islanders entered the NHL in 1972, they have been the Rangers' biggest rival.

The apex of the Rangers-Islanders rivalry occurred in 1979, when the two teams met in the Semifinals with a trip to the Stanley Cup Finals at stake. The Rangers entered the series as the underdog; the Islanders had posted the best regular season record in the NHL and had the league's top goal scorer and top point scorer that season.

The Rangers' roster featured veteran leader Phil Esposito, several young players such as Dave Maloney, Ron Duguay, and Ron Greschner, and 26-year-old goaltender John Davidson. Davidson led the Rangers throughout the series, and after five games, the Rangers led the series three-games-to-two and had a chance to close out the series in Game 6 at MSG.

The Islanders took a 1-0 lead in the first period, but goals by Don Murdoch and Greschner in the second period gave the Rangers a 2-1 lead. Protecting a one-goal lead, Davidson and the Rangers' defense stood tall for the final half of the game. The MSG crowd roared as the clock ticked down and the Rangers eliminated the Islanders to advance to the Stanley Cup Finals. Once the buzzer sounded, the entire team mobbed Davidson in the crease, recognizing his outstanding performance in leading the Rangers to one of the greatest playoff series wins in franchise history.





“To see the explosion of emotion in Madison Square Garden was astonishing. It was just flat out crazy. ... That run was significant because of the feeling of what New York gave back to us.”

- John Davidson

## #18 - Stemkowski's Triple OT Winner

For everyone who attended Game 6 of the 1971 Semifinals between the Rangers and Chicago Black Hawks at MSG – and for those who weren't there but remember the game fondly as if they were in attendance – the marathon battle remains an indelible moment.

The Rangers entered the game facing elimination, trailing Chicago three-games-to-two in the series. When the Black Hawks took a 2-0 lead in the second period, the Garden Faithful feared the Rangers' outstanding 1970-71 season may be over. But the Blueshirts rallied, as Rod Gilbert scored in the second period to cut the deficit in half and Jean Ratelle scored 4:21 into in the third period to tie the game. From there, the marathon began.

The Rangers had dominated the majority of the game, including in overtime, but had difficulty beating Chicago goaltender Tony Esposito. Early in the third overtime period, Tim Horton shot the puck into the Chicago zone. Instead of carrying around the boards, the puck came right out to Ted Irvine at the left circle. Irvine took a shot that Esposito stopped, but Esposito kicked out the rebound onto the stick of Pete Stemkowski. Stemkowski, at 1:29 of the third overtime period and just before midnight, etched his name into Rangers lore by scoring a goal on the rebound to win the game and tie the series.

The Rangers' triple overtime win against Chicago remains the longest game that the Rangers have won at MSG in franchise history.





“It was the finest game I’ve ever seen the New York Rangers play.”

- Emile Francis

# #11 - Mark Messier Night

Few players, if any, made as much of an impact on the New York Rangers as Mark Messier.

Known simply as “The Captain”, Messier provided some of the most memorable individual and team performances in franchise history during his 10 seasons with the Blueshirts, such as his famous “Guarantee” in Game 6 of the 1994 Eastern Conference Finals and the team’s Stanley Cup Championship in 1993-94.

Therefore, it came as no surprise that, upon announcing his retirement on September 12, 2005, the Rangers announced they would retire his No. 11 jersey on January 12, 2006.

The emotional ceremony included speeches from Messier, as well as his longtime teammates Adam Graves, Brian Leetch, and Mike Richter. Prior to seeing his banner going up to the rafters, Messier lifted the Stanley Cup at MSG one more time, to the delight of the MSG crowd. Messier and his family then watched his No. 11 jersey ascend to the Garden’s famed ceiling, cementing his place in Rangers history.



“I remember (Knicks legend Dave) DeBusschere’s retirement. I remember the night that they raised (Knicks legendary Head Coach Red) Holzman’s number to the rafters. I remember (Knicks legend) Willis Reed’s retirement. But I don’t think anything has ever topped Messier’s jersey going up to the rafters. That was a moment that your heart was in your throat. It was that special.”

- Bruce Beck, longtime New York City sportscaster

## #10 - The Great One Says Goodbye

For three seasons, Wayne Gretzky graced the Madison Square Garden ice as a member of the New York Rangers. But prior to the final game of the 1998-99 season, Gretzky announced that he would retire following the Rangers' game on April 18, 1999, ending the greatest career in NHL history.

In an on-ice ceremony prior to his final game, NHL Commissioner Gary Bettman announced that no NHL player would ever wear No. 99 again. With his family and several former teammates in attendance, Gretzky recorded the final point of his storied career, an assist on a Brian Leetch goal in the second period.

When the game ended, and he was named the game's First, Second, and Third Star, an emotional Gretzky skated around the Garden ice while the crowd gave him a standing ovation.

Years later, Gretzky said his last game was "one of the greatest days of my life. I wouldn't trade in the way I retired for anything ever in the world."



“The greatest place to play as a professional athlete is New York. ... Considering the Rangers’ storied past and time-honored traditions, I felt it was appropriate that it was a Rangers jersey that I wore for that final game.”

- Wayne Gretzky

## #6 - “Matteau! Matteau! Matteau!”

The Rangers have scored more than 20,000 regular season and playoff goals in franchise history, but none are as memorable as Stephane Matteau’s goal at 4:24 of the second overtime in Game 7 of the 1994 Eastern Conference Finals against the New Jersey Devils.

With a trip to the Stanley Cup Finals on the line, the Rangers held a 1-0 lead in Game 7 until New Jersey tied the game with 7.7 seconds remaining in regulation. In 24 minutes and 24 seconds of tension-filled, sudden-death overtime, the Rangers and Devils traded scoring chances until Matteau picked up a loose puck and beat Devils goaltender Martin Brodeur with a wraparound shot that sent the Rangers to the Finals and MSG into a frenzy.

In addition, Matteau’s iconic goal was cemented by the call from former Rangers radio announcer Howie Rose:

“Fetisov for the Devils plays it cross-ice, into the far corner. Matteau swoops in to intercept. Matteau behind the net. Swings it in front ... He scores! Matteau! Matteau! Matteau! Stephane Matteau! And the Rangers have one more hill to climb, baby, but it’s Mount Vancouver. The Rangers are headed to the Finals!”





“I had the best seat in the house (for the goal); I was over (the net). ... I was embarrassed at first (about the Matteau! Matteau! Matteau! call), but today I cherish it and I can share it with the fans.”

- Stephane Matteau



## #2 - The Waiting Is Over

In the most iconic game in franchise history, the Rangers faced the Vancouver Canucks in Game 7 of the 1994 Stanley Cup Finals with a chance to win the franchise's first Stanley Cup in 54 years.

The Rangers jumped out to a 2-0 lead on goals by Brian Leetch and Adam Graves in the first period. Vancouver cut the lead to one in the second period, but Mark Messier's power play goal at 13:29 of the second period gave the Rangers a 3-1 lead entering the third period.

The Canucks scored in the third period to cut the Rangers' lead to 3-2. As the MSG crowd held its collective breath, the Rangers were able to hold the lead. After a final faceoff with 1.6 seconds remaining, the Rangers and their fans erupted with joy, setting off a celebration that hadn't previously been known at The Garden.

The joy of winning the Stanley Cup and ending a 54-year drought was illustrated by MSG Network's Sam Rosen in his call at the end of Game 7:

"The waiting is over! The New York Rangers are the Stanley Cup Champions! And this one will last a lifetime!"



“I could remember when Brian Leetch and I were both young, we’d be walking through the city saying, ‘Could you imagine winning here? Could you imagine what it would be like?’ I’ve got a pretty vivid imagination, but it was better than anything I anticipated. It was more special than I ever could have dreamed.”

- Mike Richter









**IN THE PAST**

## SPECIAL TEAMS STATISTICS YEAR-BY-YEAR

YEAR	POWER PLAY				PENALTY KILLING			
	PPG	ADV	PCT	SHGA	PPGA	TSH	PCT	SHG
1967-68	46	217	21.2	7	42	223	81.2	1
1968-69	56	275	20.4	9	35	223	84.3	4
1969-70	52	295	17.6	7	40	269	85.1	7
1970-71	60	234	25.6	3	41	253	83.8	5
1971-72	60	257	23.3	10	44	282	84.4	14
1972-73	54	238	22.7	5	39	250	84.4	5
1973-74	66	222	29.7	2	45	239	81.2	9
1974-75	84	296	28.4	7	54	295	81.7	6
1975-76	67	323	20.7	11	68	277	75.5	3
1976-77	60	290	20.7	16	55	268	79.5	6
1977-78	78	271	28.8	6	48	243	80.2	10
1978-79	74	310	23.9	12	78	308	74.7	9
1979-80	78	304	25.7	7	54	304	82.2	8
1980-81	63	354	17.8	12	83	389	78.7	14
1981-82	68	306	22.2	12	75	316	76.3	7
1982-83	72	314	22.9	8	76	309	75.4	12
1983-84	74	295	25.1	11	76	347	78.1	12
1984-85	72	300	24.0	8	64	330	80.6	9
1985-86	73	363	20.1	4	81	364	77.7	9
1986-87	75	377	19.9	15	72	381	81.1	12
1987-88	111	491	22.6	11	82	423	80.6	6
1988-89	85	457	18.6	17	85	369	77.0	13
1989-90	103	442	23.3	8	77	362	78.7	7
1990-91	92	389	23.7	10	73	362	79.8	9
1991-92	81	387	20.9	12	60	395	84.8	14
1992-93	77	420	18.3	18	84	446	81.2	12
1993-94	96	417	23.0	5	67	435	84.6	20
1994-95	40	200	20.0	3	34	211	83.9	5
1995-96	85	429	19.8	11	89	495	82.0	6
1996-97	63	287	22.0	5	69	344	79.9	15
1997-98	62	351	17.7	13	55	377	85.4	0
1998-99	71	348	20.4	9	48	336	85.7	7
1999-00	55	325	16.9	9	49	292	83.2	5
2000-01	65	363	17.9	12	86	400	78.5	16
2001-02	48	326	14.7	5	80	398	79.9	8
2002-03	55	339	16.2	8	73	388	81.2	8
2003-04	46	322	14.3	8	80	388	79.4	6
2005-06	83	440	18.9	9	79	486	83.7	4
2006-07	75	406	18.5	6	65	400	83.8	11
2007-08	61	370	16.5	6	53	343	84.5	4
2008-09	48	346	13.9	14	40	329	87.8	9
2009-10	55	301	18.3	7	50	318	84.3	5
2010-11	49	290	16.9	5	42	257	83.7	11
2011-12	44	280	15.7	4	36	260	86.2	8
2012-13	24	153	15.7	4	28	148	81.1	5
2013-14	48	264	18.2	7	34	232	85.3	10
2014-15	39	232	16.8	6	37	235	84.3	9
2015-16	42	226	18.6	5	53	243	78.2	3
2016-17	47	233	20.2	5	45	223	79.8	9
2017-18	51	241	21.2	5	46	247	81.4	5
2018-19	44	227	19.4	4	58	266	78.2	7
2019-20	52	227	22.9	6	52	230	77.4	8
2020-21	37	179	20.7	4	30	169	82.2	8
2021-22	55	218	25.2	2	40	226	82.3	8
2022-23	59	245	24.1	5	42	223	81.2	8

# ALL-TIME LONGEST TEAM STREAKS

OVERALL		HOME		ROAD	
WINNING STREAK		WINNING STREAK		WINNING STREAK	
10	12/19/39 - 1/13/40	14	12/19/39 - 2/25/40	9	1/16/20 - 2/27/20
10	1/19/73 - 2/10/73	9	2/10/71 - 3/14/71	7	1/12/35 - 2/12/35
9	10/25/15 - 11/15/15	9	11/10/71 - 12/15/71	7	10/28/78 - 11/29/78
8	2/16/74 - 3/6/74	9	10/19/15 - 11/23/15	6	10/30/93 - 11/24/93
8	12/27/74 - 1/11/75	8	12/13/31 - 1/14/32	6	1/19/06 - 3/2/06
8	12/8/14 - 12/27/14	8	12/31/69 - 2/15/70	6	10/26/13 - 11/23/13
7	1/18/42 - 2/5/42	8	2/20/80 - 3/16/80	6	1/4/14 - 2/7/14
7	12/11/70 - 12/23/70	8	10/8/90 - 10/31/90	6	3/8/15 - 3/26/15
7	2/20/72 - 3/5/72	8	10/26/17 - 11/26/17	5	1/19/73 - 2/10/73
7	10/22/78 - 11/5/78	8	10/29/21 - 12/4/21	5	11/26/96 - 12/21/96
7	10/16/88 - 10/30/88	7	1/5/69 - 2/8/69	5	1/15/00 - 1/25/00
7	12/13/91 - 12/26/91	7	11/29/70 - 12/23/70	5	11/10/07 - 11/21/07
7	10/30/93 - 11/13/93	7	2/9/72 - 3/5/72	5	2/23/17 - 3/7/17
7	1/15/00 - 1/25/00	7	2/6/74 - 3/10/74	5	10/16/21 - 10/31/21
7	2/1/06 - 3/2/06	7	11/17/82 - 12/15/82	5	3/29/22 - 4/21/22
7	10/3/09 - 10/17/09	7	12/21/83 - 1/18/84	POINT STREAK	
7	10/31/11 - 11/15/11	7	10/31/11 - 11/29/11	11	11/5/39 - 1/13/40
7	11/21/21 - 12/7/21	7	10/23/18 - 11/21/18	10	11/12/30 - 1/3/31
7	12/5/22 - 12/18/22	POINT STREAK		10	12/20/72 - 2/10/73
7	1/27/23 - 2/17/23	24	10/24/95 - 2/15/96	10	1/31/08 - 3/10/08
POINT STREAK		24	10/14/70 - 1/31/71	9	2/8/58 - 3/22/58
19	11/23/39 - 1/13/40	18	11/28/39 - 2/25/40	9	1/16/20 - 2/27/20
16	2/6/72 - 3/11/72	18	1/5/69 - 3/30/69	8	2/3/68 - 3/9/68
16	1/7/73 - 2/11/73	10	10/17/71 - 12/29/71	8	12/2/81 - 1/15/82
14	11/7/69 - 12/10/69	16	10/24/93 - 1/5/94	8	12/23/88 - 1/23/89
14	10/16/71 - 11/14/71	13	11/25/41 - 2/5/42	8	12/5/09 - 1/9/10
14	10/24/93 - 11/24/93	12	12/28/69 - 2/25/70	7	1/12/35 - 2/12/35
13	1/3/35 - 2/5/35	11	11/7/73 - 12/12/73	7	10/28/78 - 11/29/78
13	2/9/08 - 3/10/08	11	1/6/74 - 3/10/74	7	3/4/15 - 3/26/15
13	10/18/15 - 11/15/15	11	1/14/92 - 3/1/92	7	10/16/21 - 11/5/21
11	12/10/31 - 1/5/32	11	2/16/08 - 4/4/08	LOSING STREAK	
11	2/20/71 - 3/14/71	10	11/2/69 - 12/10/69	10	10/30/43 - 12/23/43
10	11/17/63 - 12/5/63	10	10/11/72 - 11/15/72	10	2/8/61 - 3/15/61
10	2/10/74 - 3/6/74	10	1/7/73 - 2/28/73	9	11/27/54 - 1/8/55
10	11/7/90 - 11/26/90	10	1/31/15 - 3/15/15	9	1/19/65 - 2/13/65
10	11/27/95 - 12/13/95	10	10/18/15 - 11/23/15	8	1/23/44 - 3/4/44
10	2/8/15 - 2/26/15	10	12/22/15 - 2/14/16	8	2/9/49 - 3/16/49
10	1/23/23 - 2/18/23	LOSING STREAK		8	11/15/53 - 12/26/53
LOSING STREAK		7	10/20/76 - 11/14/76	WINLESS STREAK	
11	10/30/43 - 11/27/43	7	3/24/93 - 4/14/93	16	10/9/52 - 12/20/52
10	1/3/62 - 1/28/62	6	2/26/46 - 3/16/46	13	10/26/63 - 12/25/63
8	3/12/04 - 3/25/04	5	3/7/04 - 3/31/04	12	11/28/45 - 2/7/46
8	10/28/87 - 11/14/87	5	11/6/43 - 11/21/43	12	11/24/00 - 1/20/01
8	3/7/91 - 3/23/91	5	12/31/43 - 1/13/44	11	1/4/43 - 2/27/43
7	12/31/43 - 1/15/44	5	2/20/55 - 3/6/55	11	1/23/44 - 3/18/44
7	1/11/50 - 1/25/50	5	1/6/57 - 2/2/57	11	11/20/54 - 1/8/55
7	3/11/50 - 3/22/50	5	11/24/58 - 12/8/58	11	11/20/65 - 1/15/66
7	10/31/63 - 11/16/63	5	3/21/98 - 4/7/98	10	10/30/43 - 12/23/43
7	4/5/93 - 4/16/93	5	3/21/00 - 4/9/00	10	10/19/50 - 11/25/50
7	3/11/95 - 3/30/95	WINLESS STREAK		10	11/14/51 - 12/29/51
7	12/16/06 - 12/29/06	10	1/30/44 - 3/19/44	10	2/8/61 - 3/15/61
WINLESS STREAK		9	12/31/42 - 2/18/43	10	10/18/80 - 11/22/80
21	1/23/44 - 3/19/44	9	11/29/64 - 1/3/65		
19	12/31/42 - 2/20/43	9	2/15/96 - 3/24/96		
15	10/30/43 - 12/11/43	8	11/12/44 - 12/27/44		
15	10/19/50 - 11/19/50	8	12/1/54 - 12/26/54		
14	12/1/54 - 12/26/54	8	2/21/17 - 3/31/17		
11	11/25/65 - 12/18/65	7	2/23/46 - 3/16/46		
11	12/9/89 - 12/31/89	7	10/28/56 - 11/25/56		
10	10/28/56 - 11/21/56	7	12/25/57 - 1/29/58		
10	1/14/60 - 2/3/60	7	3/3/65 - 3/28/65		
10	1/3/62 - 1/28/62	7	10/20/76 - 11/14/76		
9	3/19/00 - 4/9/00	7	3/24/93 - 4/14/93		
9	12/20/00 - 1/13/01	7	3/13/00 - 4/9/00		
9	12/31/01 - 1/17/02				

\* For the 1999-00 season, the NHL awarded teams one point for a regulation tie (RT). Beginning in 2000-01, the NHL amended the rule, awarding teams one point for an overtime loss (OT). During the 2005-06 season, the NHL instituted the shootout to follow a scoreless five-minute overtime to eliminate ties. The winning team in the shootout gains two points and a win in the standings, while the losing team receives one point, recorded as an "OT" in the standings.

## LONGEST TEAM STREAKS YEAR-BY-YEAR

YEAR	WINNING STREAK	POINT STREAK	LOSING STREAK	WINLESS STREAK
1926-27	5 3/15 - 3/25	7 3/5 - 3/25	3 12/23 - 12/28	3 (2x) last - 3/1 - 3/13
1927-28	4 1/22 - 1/31	4 (2x) last - 2/23 - 2/28	2 (3x) last - 3/6 - 3/8	5 2/4 - 2/19
1928-29	4 12/11 - 12/20	6 (2x) last - 12/30 - 1/13	2 (3x) last - 3/5 - 3/10	4 (2x) last - 2/5 - 2/14
1929-30	4 1/14 - 1/23	4 (2x) last - 2/27 - 3/4	3 1/7 - 1/12	8 2/18 - 3/11
1930-31	3 12/23 - 12/28	5 12/20 - 12/30	4 1/18 - 1/29	8 1/11 - 1/31
1931-32	4 12/22 - 1/1	11 12/10 - 1/5	2 (5x) last - 3/15 - 3/17	5 2/9 - 2/21
1932-33	3 12/6 - 12/11	6 12/6 - 12/17	3 3/16 - 3/21	4 3/14 - 3/21
1933-34	3 (2x) last - 1/23 - 1/28	6 12/14 - 12/28	2 (4x) last - 3/15 - 3/17	3 (2x) last - 3/6 - 3/11
1934-35	5 1/27 - 2/5	13 1/3 - 2/5	4 (2x) last - 2/26 - 3/7	5 2/24 - 3/7
1935-36	4 3/12 - 3/22	9 1/28 - 2/25	4 1/18 - 1/26	6 2/25 - 3/10
1936-37	3 12/20 - 12/29	5 1/24 - 2/4	3 (3x) last - 3/11 - 3/16	5 (2x) last - 1/28 - 2/7
1937-38	5 (2x) last - 2/1 - 2/13	7 12/5 - 12/23	3 (2x) last - 2/17 - 2/22	4 11/21 - 12/2
1938-39	4 11/13 - 11/20	4 (3x) last - 1/31 - 2/5	3 2/26 - 3/5	5 2/25 - 3/7
1939-40	10 12/19 - 1/13	19 11/23 - 1/13	2 (2x) last - 2/18 - 2/22	4 11/5 - 11/16
1940-41	5 2/18 - 3/1	5 2/18 - 3/1	4 2/11 - 2/16	4 2/11 - 2/16
1941-42	7 1/18 - 2/5	7 (2x) last - 1/18 - 2/5	4 (2x) last - 2/10 - 2/17	4 (2x) last - 2/10 - 2/17
1942-43	3 12/25 - 12/29	3 12/25 - 12/29	5 1/10 - 1/21	19 12/31 - 2/20
1943-44	2 (3x) last - 1/16 - 1/22	2 (3x) last - 1/16 - 1/22	11 10/30 - 11/27	21 1/23 - 3/19
1944-45	2 (2x) last - 2/18 - 2/22	5 12/31 - 1/11	6 3/1 - 3/11	8 2/24 - 3/11
1945-46	2 3/13 - 3/17	4 12/30 - 1/6	5 1/16 - 1/26	6 (2x) last - 12/13 -
1946-47	3 (2x) last - 1/19 - 1/25	4 12/1 - 12/11	6 3/9 - 3/22	8 11/3 - 11/21
1947-48	4 11/16 - 11/30	7 12/6 - 12/17	5 11/6 - 11/15	7 (2x) last - 3/3 - 3/16
1948-49	3 12/19 - 12/25	6 12/12 - 12/25	5 (2x) last - 3/2 - 3/12	8 3/2 - 3/16
1949-50	4 (2x) last - 2/18 - 2/23	8 2/5 - 2/23	7 (2x) last - 3/11 - 3/22	9 1/8 - 1/28
1950-51	3 (2x) last - 2/11 - 2/15	6 12/10 - 12/24	5 3/14 - 3/21	15 10/19 - 11/19
1951-52	3 1/1 - 1/6	4 (3x) last - 2/17 - 2/24	3 (3x) last - 3/1 - 3/4	5 (4x) last - 2/27 - 3/4
1952-53	2 (3x) last - 3/7 - 3/8	4 2/1 - 2/11	4 10/9 - 10/18	8 11/27 - 12/14
1953-54	4 1/1 - 1/10	4 (2x) last - 2/14 - 2/21	3 (2x) last - 12/26 - 12/29	7 12/2 - 12/13
1954-55	2 (3x) last - 3/12 - 3/13	4 2/9 - 2/16	4 (2x) last - 2/27 - 3/6	14 12/1 - 12/26
1955-56	4 11/30 - 12/7	8 11/20 - 12/7	4 (2x) last - 2/18 - 2/23	4 (4x) last - 2/18 - 2/23
1956-57	3 2/16 - 2/20	7 2/24 - 3/10	6 10/31 - 11/14	10 10/28 - 11/21
1957-58	3 (4x) last - 2/23 - 3/1	9 2/14 - 3/8	5 12/25 - 1/5	8 12/25 - 1/12
1958-59	5 11/8 - 11/19	6 11/8 - 11/22	6 2/7 - 2/18	7 2/7 - 2/21
1959-60	3 12/5 - 12/13	5 3/5 - 3/13	5 1/14 - 1/23	10 1/14 - 2/3
1960-61	2 (5x) last 2/19 - 2/22	5 1/8 - 1/18	5 (2x) last - 12/28 - 1/7	8 10/27 - 11/13
1961-62	3 12/20 - 12/25	7 11/8 - 11/23	10 1/3 - 1/28	10 1/3 - 1/28
1962-63	3 11/18 - 11/22	5 12/27 - 1/5	3 (7x) last - 3/10 - 3/17	6 12/2 - 12/13
1963-64	4 1/1 - 1/9	5 1/25 - 2/2	7 10/31 - 11/16	9 11/28 - 12/14
1964-65	2 (5x) last - 2/27 - 2/28	3 (4x) last - 1/16 - 1/23	4 (4x) last - 2/13 - 2/20	7 (2x) last - 3/6 - 3/21
1965-66	2 (2x) last - 3/2 - 3/3	6 10/30 - 11/11	6 3/16 - 3/31	11 11/25 - 12/18
1966-67	5 12/7 - 12/17	5 (3x) last - 12/7 - 12/17	2 (9x) last - 4/1 - 4/2	9 2/26 - 3/18
1967-68	6 2/24 - 3/6	8 (2x) last - 2/3 - 2/18	3 10/30 - 3/14	4 3/9 - 3/14
1968-69	5 1/23 - 1/30	8 3/2 - 3/19	3 (2x) last - 2/12 - 2/15	8 12/5 - 12/21
1969-70	5 (2x) last - 1/30 - 2/11	14 11/17 - 12/10	3 (2x) last - 3/11 - 3/15	9 2/26 - 3/15
1970-71	7 12/11 - 12/23	11 2/20 - 3/14	3 3/18 - 3/21	4 (2x) last - 1/27 - 2/3
1971-72	7 2/20 - 3/5	16 2/6 - 3/11	2 (2x) last - 4/1 - 4/2	6 3/25 - 4/2
1972-73	10 1/19 - 2/10	16 1/7 - 2/11	4 3/24 - 3/31	5 3/24 - 4/1



## LONGEST TEAM STREAKS YEAR-BY-YEAR

YEAR	WINNING STREAK	POINT STREAK	LOSING STREAK	WINLESS STREAK
1973-74	8 2/16 - 3/6	10 (2x) last - 2/10 - 3/6	4 10/20 - 10/28	4 10/20 - 10/28
1974-75	8 12/27 - 1/11	8 12/27 - 1/11	3 10/31 - 11/5	4 (2x) last - 2/16 - 2/22
1975-76	3 (2x) last - 3/27 - 3/31	7 11/30 - 12/13	4 (2x) last - 3/20 - 3/25	9 2/20 - 3/11
1976-77	3 3/19 - 3/23	9 11/22 - 12/8	4 2/26 - 3/5	5 1/5 - 1/13
1977-78	5 3/22 - 3/29	6 3/19 - 3/29	6 1/20 - 2/1	7 (2x) last - 1/20 - 2/4
1978-79	7 10/22 - 11/5	7 10/22 - 11/5	2 (7x) last - 4/6 - 4/8	4 (2x) last - 3/25 - 4/1
1979-80	5 2/24 - 3/5	7 12/1 - 12/12	3 (3x) last - 3/19 - 3/23	5 (3x) last - 3/19 - 3/28
1980-81	5 12/3 - 12/12	5 12/3 - 12/12	4 10/12 - 10/19	9 10/28 - 11/14
1981-82	5 3/17 - 3/26	9 3/8 - 3/26	3 (2x) last - 10/25 - 10/31	5 11/21 - 11/29
1982-83	5 11/17 - 11/27	7 12/30 - 1/12	4 (2x) last - 3/3 - 3/11	8 1/12 - 1/27
1983-84	5 10/5 - 10/13	6 2/4 - 2/15	4 2/29 - 3/7	5 (3x) last - 2/28 - 3/7
1984-85	4 10/20 - 10/27	4 (2x) last - 12/30 - 1/6	5 1/31 - 2/7	7 1/31 - 2/10
1985-86	6 2/8 - 2/24	6 2/8 - 2/24	4 10/12 - 10/19	4 (3x) last - 1/23 - 1/31
1986-87	4 1/31 - 2/7	6 10/15 - 10/26	4 3/15 - 3/21	5 10/25 - 11/5
1987-88	4 (2x) last - 2/25 - 3/2	7 12/26 - 1/6	8 10/28 - 11/14	9 10/26 - 11/14
1988-89	7 10/16 - 10/30	7 (2x) last - 12/23 - 1/7	5 (2x) last - 3/26 - 4/2	5 (2x) last - 3/26 - 4/2
1989-90	4 2/23 - 3/2	8 10/15 - 10/28	4 12/10 - 12/17	11 12/9 - 12/31
1990-91	6 10/20 - 10/31	10 11/7 - 11/26	8 3/7 - 3/23	8 3/7 - 3/23
1991-92	7 12/13 - 12/26	8 (2x) last - 3/11 - 3/24	3 (2x) last - 3/4 - 3/9	3 (2x) last - 3/4 - 3/9
1992-93	4 12/6 - 12/13	5 10/18 - 10/26	7 4/5 - 4/16	7 4/5 - 4/16
1993-94	7 10/30 - 11/13	14 10/24 - 11/24	3 (2x) last - 1/5 - 1/10	3 (3x) last - 3/10 - 3/14
1994-95	3 4/12 - 4/16	4 2/26 - 3/3	7 3/11 - 3/30	7 3/11 - 3/30
1995-96	4 (2x) last - 11/29 - 12/4	10 11/27 - 12/13	5 4/7 - 4/14	5 (2x) last - 4/7 - 4/14
1996-97	5 12/13 - 12/22	7 11/26 - 12/9	3 (5x) last - 2/21 - 3/1	8 2/9 - 3/1
1997-98	3 11/14 - 11/18	5 10/3 - 10/11	4 3/21 - 3/26	8 (2x) last - 3/21 - 4/4
1998-99	5 11/29 - 12/7	6 (2x) last - 11/27 - 12/27	4 (2x) last - 1/15 - 1/21	5 10/9 - 10/17
1999-00	7 1/15 - 1/25	7 1/15 - 1/25	5 3/19 - 3/27	9 3/19 - 4/9
2000-01	4 3/28 - 4/1	5 (2x) last - 2/9 - 2/19	6 12/20 - 1/4	9 12/20 - 1/13
2001-02	6 11/3 - 11/14	6 11/3 - 11/14	6 12/31 - 1/12	9 12/31 - 1/17
2002-03	3 (2x) last - 3/17 - 3/22	5 2/25 - 3/7	5 (2x) last - 1/25 - 2/5	7 1/25 - 2/8
2003-04	2 (4x) last - 12/29 -	4 11/23 - 11/28	8 3/12 - 3/25	8 3/12 - 3/25
2005-06	7 2/1 - 3/2	9 1/28 - 3/2	5 4/9 - 4/18	6 3/4 - 3/14
2006-07	5 (2x) last - 3/17 - 3/25	7 2/27 - 3/11	7 12/16 - 12/29	7 12/16 - 12/29
2007-08	5 11/8 - 11/17	13 2/9 - 3/10	3 12/3 - 12/7	5 1/2 - 1/10
2008-09	5 10/4 - 10/13	5 10/4 - 10/13	2 (7x) last - 4/2 - 4/4	5 1/28 - 2/9
2009-10	7 10/3 - 10/17	7 (2x) last - 12/31 - 1/12	5 1/21 - 1/30	5 (3x) last - 1/21 - 1/30
2010-11	5 3/12 - 3/22	7 3/12 - 3/26	4 2/3 - 2/11	6 1/25 - 2/11
2011-12	7 10/31 - 11/15	8 10/29 - 11/15	3 3/6 - 3/9	3 3/6 - 3/9
2012-13	4 2/28 - 3/7	5 2/7 - 2/17	3 3/12 - 3/16	4 2/19 - 2/26
2013-14	5 3/18 - 3/26	5 (2x) last - 3/18 - 3/26	3 (2x) last - 12/8 - 12/12	4 12/7 - 12/12
2014-15	8 12/8 - 12/27	10 2/8 - 2/26	3 10/11 - 10/14	3 (2x) last - 11/13 - 11/17
2015-16	9 10/25 - 11/15	13 10/18 - 11/15	3 (2x) last - 12/17 - 12/20	3 (5x) last - 3/27 - 4/2
2016-17	6 2/2 - 2/13	6 2/2 - 2/13	3 1/13 - 1/17	3 (2x) last - 3/26 - 3/31
2017-18	6 10/31 - 11/11	6 10/31 - 11/11	6 2/13 - 2/23	7 2/13 - 2/25
2018-19	4 10/30 - 11/6	7 10/30 - 11/12	5 1/2 - 1/10	6 2/24 - 3/7
2019-20	5 2/19 - 2/27	5 (2x) last - 2/19 - 2/27	4 10/12 - 10/20	5 10/12 - 10/22
2020-21	4 4/13 - 4/18	6 4/9 - 4/18	5 4/29 - 5/6	5 4/29 - 5/6
2021-22	7 11/21 - 12/7	7 11/21 - 12/7	3 4/23 - 4/27	3 (2x) last - 4/23-4/27
2022-23	7 (2x) last - 1/27-2/17	10 1/23 - 2/18	3 (2x) last - 2/20 - 2/25	4 (2x) last - 2/18 - 2/25

## ALL-TIME RECORD YEAR-BY-YEAR

YEAR	GP	W	L	T	OT	GF	GA	PTS	FINISHED	DIVISION CHAMPION
1926-27	44	25	13	6	-	95	72	56	1st	RANGERS
1927-28	44	19	16	9	-	94	79	47	2nd	Boston
1928-29	44	21	13	10	-	72	65	52	2nd	Boston
1929-30	44	17	17	10	-	136	143	44	3rd	Boston
1930-31	44	19	16	9	-	106	87	47	3rd	Boston
1931-32	48	23	17	8	-	134	112	54	1st	RANGERS
1932-33	48	23	17	8	-	135	107	54	3rd	Boston
1933-34	48	21	19	8	-	120	113	50	3rd	Detroit
1934-35	48	22	20	6	-	137	139	50	3rd	Boston
1935-36	48	19	17	12	-	91	96	50	4th	Detroit
1936-37	48	19	20	9	-	117	106	47	3rd	Detroit
1937-38	48	27	15	6	-	149	96	60	2nd	Boston
1938-39	48	26	16	6	-	149	105	58	2nd	Boston
1939-40	48	27	11	10	-	136	77	64	2nd	Boston
1940-41	48	21	19	8	-	143	125	50	4th	Boston
1941-42	48	29	17	2	-	177	143	60	1st	RANGERS**
1942-43	50	11	31	8	-	161	253	30	6th	Detroit
1943-44	50	6	39	5	-	162	310	17	6th	Montreal
1944-45	50	11	29	10	-	154	247	32	6th	Montreal
1945-46	50	13	28	9	-	144	191	35	6th	Montreal
1946-47	60	22	32	6	-	167	186	50	5th	Montreal
1947-48	60	21	26	13	-	176	201	55	4th	Toronto
1948-49	60	18	31	11	-	133	172	47	6th	Detroit
1949-50	70	28	31	11	-	170	189	67	4th	Detroit
1950-51	70	20	29	21	-	169	201	61	5th	Detroit
1951-52	70	23	34	13	-	192	219	59	5th	Detroit
1952-53	70	17	37	16	-	152	211	50	6th	Detroit
1953-54	70	29	31	10	-	161	182	68	5th	Detroit
1954-55	70	17	35	18	-	150	210	52	5th	Detroit
1955-56	70	32	28	10	-	204	203	74	3rd	Montreal
1956-57	70	26	30	14	-	184	227	66	4th	Detroit
1957-58	70	32	25	13	-	195	188	77	2nd	Montreal
1958-59	70	26	32	12	-	201	217	64	5th	Montreal
1959-60	70	17	38	15	-	187	247	49	6th	Montreal
1960-61	70	22	38	10	-	204	248	54	5th	Montreal
1961-62	70	26	32	12	-	195	207	64	4th	Montreal
1962-63	70	22	36	12	-	211	233	56	5th	Toronto
1963-64	70	22	38	10	-	186	242	54	5th	Montreal
1964-65	70	20	38	12	-	179	246	52	5th	Detroit
1965-66	70	18	41	11	-	195	261	47	6th	Montreal
1966-67	70	30	28	12	-	188	189	72	4th	Chicago
1967-68	74	39	23	12	-	226	183	90	2nd	Montreal
1968-69	76	41	26	9	-	231	196	91	3rd	Montreal
1969-70	76	38	22	16	-	246	189	92	4th	Chicago
1970-71	78	49	18	11	-	259	177	109	2nd	Boston
1971-72	78	48	17	13	-	317	192	109	2nd	Boston
1972-73	78	47	23	8	-	297	208	102	3rd	Montreal

Note - The NHL did not have divisions with seven teams in the league from 1938-39 - 1941-42, or with six teams in the league from 1942-43 - 1966-67. The Division standing and champion for these years reflects the overall league standings.

\* Beginning in 2005-06, the NHL instituted the shootout to follow a scoreless five-minute overtime to eliminate ties. The winning team in the shootout gains two points and a win in the standings, while the losing team receives one point, recorded as an "OTL" in the standings.

\*\* Also finished with the best regular season record in the NHL

\*\*\* Also finished with the best regular season record in the Eastern Conference

^ 2019-20 regular season ended early due to COVID-19 pandemic

## ALL-TIME RECORD YEAR-BY-YEAR

YEAR	GP	W	L	T	OT	GF	GA	PTS	FINISHED	DIVISION CHAMPION
1973-74	78	40	24	14	-	300	251	94	3rd	Boston
1974-75	80	37	29	14	-	319	276	88	2nd	Philadelphia
1975-76	80	29	42	9	-	262	333	67	4th	Philadelphia
1976-77	80	29	37	14	-	272	310	72	4th	Philadelphia
1977-78	80	30	37	13	-	279	280	73	4th	NY Islanders
1978-79	80	40	29	11	-	316	292	91	3rd	NY Islanders
1979-80	80	38	32	10	-	308	284	86	3rd	Philadelphia
1980-81	80	30	36	14	-	312	317	74	4th	NY Islanders
1981-82	80	39	27	14	-	316	306	92	2nd	NY Islanders
1982-83	80	35	35	10	-	306	287	80	4th	Philadelphia
1983-84	80	42	29	9	-	314	304	93	4th	NY Islanders
1984-85	80	26	44	10	-	295	345	62	4th	Philadelphia
1985-86	80	36	38	6	-	280	276	78	4th	Philadelphia
1986-87	80	34	38	8	-	307	323	76	4th	Philadelphia
1987-88	80	36	34	10	-	300	283	82	5th	NY Islanders
1988-89	80	37	35	8	-	310	307	82	3rd	Washington
1989-90	80	36	31	13	-	279	267	85	1st	RANGERS
1990-91	80	36	31	13	-	297	265	85	2nd	Pittsburgh
1991-92	80	50	25	5	-	321	246	105	1st	RANGERS**
1992-93	84	34	39	11	-	304	308	79	6th	Pittsburgh
1993-94	84	52	24	8	-	299	231	112	1st	RANGERS**
1994-95	48	22	23	3	-	139	134	47	4th	Philadelphia
1995-96	82	41	27	14	-	272	237	96	2nd	Philadelphia
1996-97	82	38	34	10	-	258	231	86	4th	New Jersey
1997-98	82	25	39	18	-	197	231	68	5th	New Jersey
1998-99	82	33	38	11	-	217	227	77	4th	New Jersey
1999-00	82	29	38	12	3	218	246	73	4th	Philadelphia
2000-01	82	33	43	5	1	250	290	72	4th	New Jersey
2001-02	82	36	38	4	4	227	258	80	4th	Philadelphia
2002-03	82	32	36	10	4	210	231	78	4th	New Jersey
2003-04	82	27	40	7	8	206	250	69	4th	Philadelphia
2005-06	82	44	26	-	12	257	215	100	3rd	New Jersey
2006-07	82	42	30	-	10	242	216	94	3rd	New Jersey
2007-08	82	42	27	-	13	213	199	97	3rd	Pittsburgh
2008-09	82	43	30	-	9	210	218	95	4th	New Jersey
2009-10	82	38	33	-	11	222	218	87	4th	New Jersey
2010-11	82	44	33	-	5	233	198	93	3rd	Philadelphia
2011-12	82	51	24	-	7	226	187	109	1st	RANGERS***
2012-13	48	26	18	-	4	130	112	56	2nd	Pittsburgh
2013-14	82	45	31	-	6	218	193	96	2nd	Pittsburgh
2014-15	82	53	22	-	7	252	192	113	1st	RANGERS**
2015-16	82	46	27	-	9	236	217	101	3rd	Washington
2016-17	82	48	28	-	6	256	220	102	4th	Washington
2017-18	82	34	39	-	9	231	268	77	8th	Washington
2018-19	82	32	36	-	14	227	272	78	7th	Washington
2019-20^	70	37	28	-	5	234	222	79	7th	Washington
2020-21	56	27	23	-	6	177	157	60	5th	Pittsburgh
2021-22	82	52	24	-	6	250	204	110	2nd	Carolina
2022-23	82	47	22	-	13	277	219	107	3rd	Carolina

ALL-TIME HOME AND AWAY RECORD YEAR-BY-YEAR

	HOME								AWAY							
YEAR	GP	W	L	T	OT	GF	GA	PTS	GP	W	L	T	OT	GF	GA	PTS
1926-27	22	13	5	4	-	46	31	30	22	12	8	2	-	49	41	26
1927-28	22	10	8	4	-	47	36	24	22	9	8	5	-	47	43	23
1928-29	22	12	6	4	-	32	21	28	22	9	7	6	-	40	44	24
1929-30	22	11	5	6	-	79	54	28	22	6	12	4	-	57	89	16
1930-31	22	10	9	3	-	58	43	23	22	9	7	6	-	48	44	24
1931-32	24	13	7	4	-	66	54	30	24	10	10	4	-	68	58	24
1932-33	24	12	7	5	-	64	55	29	24	11	10	3	-	71	52	25
1933-34	24	11	7	6	-	58	47	28	24	10	12	2	-	62	66	22
1934-35	24	11	8	5	-	69	64	27	24	11	12	1	-	68	75	23
1935-36	24	11	6	7	-	49	42	29	24	8	11	5	-	42	54	21
1936-37	24	9	7	8	-	55	46	26	24	10	13	1	-	62	60	21
1937-38	24	15	5	4	-	79	50	34	24	12	10	2	-	70	46	26
1938-39	24	13	8	3	-	70	48	29	24	13	8	3	-	79	57	29
1939-40	24	17	4	3	-	82	33	37	24	10	7	7	-	54	44	27
1940-41	24	13	7	4	-	85	60	30	24	8	12	4	-	58	65	20
1941-42	24	15	8	1	-	97	72	31	24	14	9	1	-	80	71	29
1942-43	25	7	13	5	-	83	112	19	25	4	18	3	-	78	141	11
1943-44	25	4	17	4	-	78	137	12	25	2	22	1	-	84	173	5
1944-45	25	7	11	7	-	77	101	21	25	4	18	3	-	77	146	11
1945-46	25	8	12	5	-	72	85	21	25	5	16	4	-	72	106	14
1946-47	30	11	14	5	-	106	100	27	30	11	18	1	-	61	86	23
1947-48	30	11	12	7	-	90	96	29	30	10	14	6	-	86	105	26
1948-49	30	13	12	5	-	77	65	31	30	5	19	6	-	56	107	16
1949-50	35	19	12	4	-	89	73	42	35	9	19	7	-	81	116	25
1950-51	35	14	11	10	-	98	97	38	35	6	18	11	-	71	104	23
1951-52	35	16	13	6	-	112	97	38	35	7	21	7	-	80	122	21
1952-53	35	11	14	10	-	89	90	32	35	6	23	6	-	63	121	18
1953-54	35	18	12	5	-	95	90	41	35	11	19	5	-	66	92	27
1954-55	35	10	12	13	-	86	93	33	35	7	23	5	-	64	117	19
1955-56	35	20	7	8	-	122	78	48	35	12	21	2	-	82	125	26
1956-57	35	15	12	8	-	103	97	38	35	11	18	6	-	81	130	28
1957-58	35	14	15	6	-	92	93	34	35	18	10	7	-	103	95	43
1958-59	35	14	16	5	-	108	110	33	35	12	16	7	-	93	107	31
1959-60	35	10	15	10	-	103	105	30	35	7	23	5	-	84	142	19
1960-61	35	15	15	5	-	102	95	35	35	7	23	5	-	102	153	19
1961-62	35	16	11	8	-	105	91	40	35	10	21	4	-	90	116	24
1962-63	35	12	17	6	-	107	110	30	35	10	19	6	-	104	123	26
1963-64	35	14	13	8	-	97	102	36	35	8	25	2	-	89	140	18
1964-65	35	8	19	8	-	94	132	24	35	12	19	4	-	85	114	28
1965-66	35	12	16	7	-	95	104	31	35	6	25	4	-	100	157	16
1966-67	35	18	12	5	-	100	81	41	35	12	16	7	-	88	108	31
1967-68	37	22	8	7	-	118	87	51	37	17	15	5	-	108	96	39
1968-69	38	27	7	4	-	131	74	58	38	14	19	5	-	100	122	33
1969-70	38	22	8	8	-	125	84	52	38	16	14	8	-	121	105	40
1970-71	39	30	2	7	-	150	71	67	39	19	16	4	-	109	106	42
1971-72	39	26	6	7	-	173	88	59	39	22	11	6	-	144	104	50
1972-73	39	26	8	5	-	162	84	57	39	21	15	3	-	135	124	45

\* Beginning in 2005-06, the NHL instituted the shootout to follow a scoreless five-minute overtime to eliminate ties. The winning team in the shootout gains two points and a win in the standings, while the losing team receives one point, recorded as an "OTL" in the standings.

ALL-TIME HOME AND AWAY RECORD YEAR-BY-YEAR

	HOME								AWAY							
YEAR	GP	W	L	T	OT	GF	GA	PTS	GP	W	L	T	OT	GF	GA	PTS
1973-74	39	26	7	6	-	166	102	58	39	14	17	8	-	134	149	36
1974-75	40	21	11	8	-	174	120	50	40	16	18	6	-	145	156	38
1975-76	40	16	16	8	-	134	136	40	40	13	26	1	-	128	197	27
1976-77	40	17	18	5	-	139	147	39	40	12	19	9	-	133	163	33
1977-78	40	18	15	7	-	157	138	43	40	12	22	6	-	122	142	30
1978-79	40	19	13	8	-	161	140	46	40	21	16	3	-	155	152	45
1979-80	40	22	10	8	-	168	129	52	40	16	22	2	-	140	155	34
1980-81	40	17	13	10	-	166	143	44	40	13	23	4	-	146	174	30
1981-82	40	19	15	6	-	162	154	44	40	20	12	8	-	154	152	48
1982-83	40	24	13	3	-	186	135	51	40	11	22	7	-	120	152	29
1983-84	40	27	12	1	-	169	145	55	40	15	17	8	-	145	159	38
1984-85	40	16	18	6	-	150	153	38	40	10	26	4	-	145	192	24
1985-86	40	20	18	2	-	147	123	42	40	16	20	4	-	133	153	36
1986-87	40	18	18	4	-	152	156	40	40	16	20	4	-	155	167	36
1987-88	40	22	13	5	-	160	125	49	40	14	21	5	-	140	158	33
1988-89	40	21	17	2	-	160	147	44	40	16	18	6	-	150	160	38
1989-90	40	20	11	9	-	147	119	49	40	16	20	4	-	132	148	36
1990-91	40	22	11	7	-	161	114	51	40	14	20	6	-	136	151	34
1991-92	40	28	8	4	-	170	106	60	40	22	17	1	-	151	140	45
1992-93	42	20	17	5	-	158	142	45	42	14	22	6	-	146	166	34
1993-94	42	28	8	6	-	153	111	62	42	24	16	2	-	146	120	50
1994-95	24	11	10	3	-	80	72	25	24	11	13	0	-	59	62	22
1995-96	41	22	10	9	-	150	122	53	41	19	17	5	-	122	115	43
1996-97	41	21	14	6	-	139	110	48	41	17	20	4	-	119	121	38
1997-98	41	14	18	9	-	102	103	37	41	11	21	9	-	95	128	31
1998-99	41	17	19	5	-	105	102	39	41	16	19	6	-	112	125	38
1999-00	41	15	20	5	1	109	123	36	41	14	18	7	2	109	123	37
2000-01	41	17	20	3	1	125	136	38	41	16	23	2	0	125	154	34
2001-02	41	19	19	2	1	119	129	41	41	17	19	2	3	108	129	39
2002-03	41	17	18	4	2	100	107	40	41	15	18	6	2	110	124	38
2003-04	41	13	21	3	4	108	123	33	41	14	19	4	4	98	127	36
2005-06	41	25	10	-	6	126	94	56	41	19	16	-	6	131	121	44
2006-07	41	21	15	-	5	123	105	47	41	21	15	-	5	110	106	47
2007-08	41	25	13	-	3	106	90	53	41	17	14	-	10	107	109	44
2008-09	41	26	11	-	4	114	93	56	41	17	19	-	5	96	124	39
2009-10	41	18	17	-	6	123	113	42	41	20	16	-	5	98	105	45
2010-11	41	20	17	-	4	127	101	44	41	24	16	-	1	106	97	49
2011-12	41	27	12	-	2	115	88	56	41	24	12	-	5	111	99	53
2012-13	24	16	6	-	2	77	51	34	24	10	12	-	2	53	61	22
2013-14	41	20	17	-	4	105	93	44	41	25	14	-	2	113	100	52
2014-15	41	25	11	-	5	125	99	55	41	28	11	-	2	127	93	58
2015-16	41	27	10	-	4	130	101	58	41	19	17	-	5	106	116	43
2016-17	41	21	16	-	4	129	123	46	41	27	12	-	2	127	97	56
2017-18	41	21	16	-	4	126	127	46	41	13	23	-	5	105	141	31
2018-19	41	18	14	-	9	116	117	45	41	14	22	-	5	111	155	33
2019-20	36	18	16	-	2	123	117	38	34	19	12	-	3	111	105	41
2020-21	28	14	11	-	3	96	79	31	28	13	12	-	3	81	78	29
2021-22	41	27	10	-	4	129	93	58	41	25	14	-	2	121	111	52
2022-23	41	23	13	-	5	140	114	51	41	24	9	-	8	133	102	56

## ALL-TIME DIVISION OPPONENTS YEAR-BY-YEAR

YEAR	DIVISION	DIVISION OPPONENTS	GAMES VS. DIVISION
1926-27	American	Boston, Chicago, Detroit, Pittsburgh	24
1927-28	American	Boston, Chicago, Detroit, Pittsburgh	24
1928-29	American	Boston, Chicago, Detroit, Pittsburgh	24
1929-30	American	Boston, Chicago, Detroit, Pittsburgh	24
1930-31	American	Boston, Chicago, Detroit, Philadelphia	24
1931-32	American	Boston, Chicago, Detroit	24
1932-33	American	Boston, Chicago, Detroit	18
1933-34	American	Boston, Chicago, Detroit	18
1934-35	American	Boston, Chicago, Detroit	18
1935-36	American	Boston, Chicago, Detroit	24
1936-37	American	Boston, Chicago, Detroit	24
1937-38	American	Boston, Chicago, Detroit	24
1938-39	-	-	-
1939-40	-	-	-
1940-41	-	-	-
1941-42	-	-	-
1942-43	-	-	-
1943-44	-	-	-
1944-45	-	-	-
1945-46	-	-	-
1946-47	-	-	-
1947-48	-	-	-
1948-49	-	-	-
1949-50	-	-	-
1950-51	-	-	-
1951-52	-	-	-
1952-53	-	-	-
1953-54	-	-	-
1954-55	-	-	-
1955-56	-	-	-
1956-57	-	-	-
1957-58	-	-	-
1958-59	-	-	-
1959-60	-	-	-
1960-61	-	-	-
1961-62	-	-	-
1962-63	-	-	-
1963-64	-	-	-
1964-65	-	-	-
1965-66	-	-	-
1966-67	-	-	-
1967-68	East	Boston, Chicago, Detroit, Montreal, Toronto	50
1968-69	East	Boston, Chicago, Detroit, Montreal, Toronto	40
1969-70	East	Boston, Chicago, Detroit, Montreal, Toronto	40
1970-71	East	Boston, Buffalo, Detroit, Montreal, Toronto, Vancouver	36
1971-72	East	Boston, Buffalo, Detroit, Montreal, Toronto, Vancouver	36
1972-73	East	Boston, Buffalo, Detroit, Montreal, NY Islanders, Toronto, Vancouver	38

Note - The NHL did not have divisions with seven teams in the league from 1938-39 - 1941-42, or with six teams in the league from 1942-43 - 1966-67. The Division standing and champion for these years reflects the overall league standings.

From 1926-27 - 1929-30, "Pittsburgh" refers to the Pittsburgh Pirates.

In 1930-31, "Philadelphia" refers to the Philadelphia Quakers.

From 1974-75 - 1979-80, "Atlanta" refers to the Atlanta Flames.

^ 2019-20 regular season ended early due to COVID-19 pandemic

**ALL-TIME DIVISION OPPONENTS YEAR-BY-YEAR**

YEAR	DIVISION	DIVISION OPPONENTS	GAMES VS. DIVISION
1973-74	East	Boston, Buffalo, Detroit, Montreal, NY Islanders, Toronto, Vancouver	38
1974-75	Patrick	Atlanta, NY Islanders, Philadelphia	18
1975-76	Patrick	Atlanta, NY Islanders, Philadelphia	18
1976-77	Patrick	Atlanta, NY Islanders, Philadelphia	18
1977-78	Patrick	Atlanta, NY Islanders, Philadelphia	18
1978-79	Patrick	Atlanta, NY Islanders, Philadelphia	24
1979-80	Patrick	Atlanta, NY Islanders, Philadelphia, Washington	16
1980-81	Patrick	Calgary, NY Islanders, Philadelphia, Washington	16
1981-82	Patrick	NY Islanders, Philadelphia, Pittsburgh, Washington	32
1982-83	Patrick	New Jersey, NY Islanders, Philadelphia, Pittsburgh, Washington	35
1983-84	Patrick	New Jersey, NY Islanders, Philadelphia, Pittsburgh, Washington	35
1984-85	Patrick	New Jersey, NY Islanders, Philadelphia, Pittsburgh, Washington	35
1985-86	Patrick	New Jersey, NY Islanders, Philadelphia, Pittsburgh, Washington	35
1986-87	Patrick	New Jersey, NY Islanders, Philadelphia, Pittsburgh, Washington	35
1987-88	Patrick	New Jersey, NY Islanders, Philadelphia, Pittsburgh, Washington	35
1988-89	Patrick	New Jersey, NY Islanders, Philadelphia, Pittsburgh, Washington	35
1989-90	Patrick	New Jersey, NY Islanders, Philadelphia, Pittsburgh, Washington	35
1990-91	Patrick	New Jersey, NY Islanders, Philadelphia, Pittsburgh, Washington	35
1991-92	Patrick	New Jersey, NY Islanders, Philadelphia, Pittsburgh, Washington	35
1992-93	Patrick	New Jersey, NY Islanders, Philadelphia, Pittsburgh, Washington	37
1993-94	Atlantic	Florida, New Jersey, NY Islanders, Philadelphia, Tampa Bay, Washington	32
1994-95	Atlantic	Florida, New Jersey, NY Islanders, Philadelphia, Tampa Bay, Washington	24
1995-96	Atlantic	Florida, New Jersey, NY Islanders, Philadelphia, Tampa Bay, Washington	32
1996-97	Atlantic	Florida, New Jersey, NY Islanders, Philadelphia, Tampa Bay, Washington	32
1997-98	Atlantic	Florida, New Jersey, NY Islanders, Philadelphia, Tampa Bay, Washington	32
1998-99	Atlantic	New Jersey, NY Islanders, Philadelphia, Pittsburgh	20
1999-00	Atlantic	New Jersey, NY Islanders, Philadelphia, Pittsburgh	20
2000-01	Atlantic	New Jersey, NY Islanders, Philadelphia, Pittsburgh	20
2001-02	Atlantic	New Jersey, NY Islanders, Philadelphia, Pittsburgh	20
2002-03	Atlantic	New Jersey, NY Islanders, Philadelphia, Pittsburgh	20
2003-04	Atlantic	New Jersey, NY Islanders, Philadelphia, Pittsburgh	24
2005-06	Atlantic	New Jersey, NY Islanders, Philadelphia, Pittsburgh	32
2006-07	Atlantic	New Jersey, NY Islanders, Philadelphia, Pittsburgh	32
2007-08	Atlantic	New Jersey, NY Islanders, Philadelphia, Pittsburgh	32
2008-09	Atlantic	New Jersey, NY Islanders, Philadelphia, Pittsburgh	24
2009-10	Atlantic	New Jersey, NY Islanders, Philadelphia, Pittsburgh	24
2010-11	Atlantic	New Jersey, NY Islanders, Philadelphia, Pittsburgh	24
2011-12	Atlantic	New Jersey, NY Islanders, Philadelphia, Pittsburgh	24
2012-13	Atlantic	New Jersey, NY Islanders, Philadelphia, Pittsburgh	18
2013-14	Metropolitan	Carolina, Columbus, New Jersey, NY Islanders, Philadelphia, Pittsburgh, Washington	30
2014-15	Metropolitan	Carolina, Columbus, New Jersey, NY Islanders, Philadelphia, Pittsburgh, Washington	30
2015-16	Metropolitan	Carolina, Columbus, New Jersey, NY Islanders, Philadelphia, Pittsburgh, Washington	30
2016-17	Metropolitan	Carolina, Columbus, New Jersey, NY Islanders, Philadelphia, Pittsburgh, Washington	30
2017-18	Metropolitan	Carolina, Columbus, New Jersey, NY Islanders, Philadelphia, Pittsburgh, Washington	28
2018-19	Metropolitan	Carolina, Columbus, New Jersey, NY Islanders, Philadelphia, Pittsburgh, Washington	28
2019-20^	Metropolitan	Carolina, Columbus, New Jersey, NY Islanders, Philadelphia, Pittsburgh, Washington	22
2020-21	MassMutual NHL	Boston, Buffalo, New Jersey, NY Islanders, Philadelphia, Pittsburgh, Washington	56
2021-22	Metropolitan	Carolina, Columbus, New Jersey, NY Islanders, Philadelphia, Pittsburgh, Washington	26
2022-23	Metropolitan	Carolina, Columbus, New Jersey, NY Islanders, Philadelphia, Pittsburgh, Washington	26



## CONSECUTIVE HOME AND ROAD GAMES

### MOST CONSECUTIVE HOME GAMES

GAMES	FIRST GAME	LAST GAME	RECORD
9	12/7/13	12/23/13	3-4-2
7	11/23/69	12/10/69	4-0-3
7	12/21/72	1/7/73	4-3-0
7	2/27/78	3/18/78	3-3-1
7	12/10/01	12/23/01	3-2-1-1
7	3/11/12	3/23/12	4-3-0
7	1/30/21	2/16/21	2-3-2
6	2/16/48	3/2/48	3-2-1
6	12/6/99	12/21/99	4-1-0-1
6	10/16/03	10/30/03	3-1-2-0
6	2/22/07	3/5/07	3-1-2
6	10/25/07	11/5/07	5-1-0
6	10/27/11	11/6/11	4-1-1
6	10/14/17	10/26/17	2-2-2

### MOST CONSECUTIVE ROAD GAMES

GAMES	FIRST GAME	LAST GAME	RECORD
9	1/12/56	1/29/56	4-4-1
9	10/3/13	10/26/13	3-6-0
8*	1/27/82	2/13/82	5-1-2
7	1/10/60	1/24/60	1-5-1
7	1/31/85	2/10/85	0-6-1
7	1/19/88	2/6/88	4-2-1
7**	1/29/98	2/26/98	2-3-2
7	10/7/11	10/24/11	3-2-2
6	1/23/54	2/6/54	3-2-1
6	1/22/55	2/5/55	2-3-1
6	1/11/59	1/25/59	4-2-0
6	1/12/61	1/22/61	2-1-3
6	1/7/70	1/22/70	3-2-1
6	1/12/72	1/22/72	3-2-1
6	1/11/73	1/20/73	5-0-1
6	1/10/74	1/19/74	3-2-1
6	1/8/75	1/18/75	4-1-1
6	1/6/76	1/18/76	2-4-0
6	1/12/77	1/23/77	1-4-1
6	1/10/78	1/22/78	3-3-0
6	1/24/79	2/3/79	3-3-0
6	1/22/80	2/3/80	3-2-1
6	2/2/84	2/11/84	2-1-3
6*	1/27/86	2/8/86	2-3-1
6	11/29/88	12/10/88	2-3-1
6	1/18/89	1/28/89	4-1-1
6	11/16/91	11/29/91	3-3-0
6	11/16/96	11/27/96	3-3-0
6	12/28/01	1/5/02	2-3-0-1
6	2/15/03	2/25/03	2-3-1-0
6	3/25/10	4/6/10	4-1-1
6	3/4/21	3/13/21	3-3-0

\* the consecutive road games were broken up around the NHL All-Star Game

\*\* the consecutive road games were broken up around the Winter Olympics

## CONSECUTIVE TEAM GAMES AGAINST SAME OPPONENT

### MOST CONSECUTIVE TEAM GAMES AGAINST SAME OPPONENT

GAMES	OPPONENT	DATES	HOME/ROAD	RECORD
4	NJD	4/13/21, 4/15/21, 4/17/21, 4/18/21	Road, Home, Home, Road	4-0-0
3	BOS	1/20/54, 1/23/54, 1/24/54	Home, Road, Road	2-1-0
3	BOS	12/30/54, 1/1/55, 1/2/55	Home, Road, Home	1-1-1
3	DET	11/15/64, 11/17/64, 11/22/64	Home, Road, Home	1-1-1

### MOST CONSECUTIVE TEAM GAMES AGAINST SAME OPPONENT (BOTH AT HOME)

GAMES	OPPONENT	DATES	RECORD
2	DET	1/9/38, 1/13/38	1-0-1
2	MTL	11/9/49, 11/12/49	0-1-1
2	CHI	12/4/49, 12/7/49	2-0-0
2	TOR	11/28/65, 12/1/65	0-1-1
2	ATL	1/22/08, 1/24/08	2-0-0
2	NYI	1/14/21, 1/16/21	1-1-0
2	PIT	1/30/21, 2/1/21	1-0-1
2	BOS	2/10/21, 2/12/21	0-1-1
2	BOS	2/26/21, 2/28/21	1-1-0
2	PHI	3/15/21, 3/17/21	1-0-1
2	PIT	4/6/21, 4/8/21	1-1-0
2	NJD	4/15/21, 4/17/21	2-0-0
2	PHI	4/22/21, 4/23/21	1-1-0
2	BUF	4/25/21, 4/27/21	2-0-0
2	WSH	5/3/21, 5/5/21	0-2-0
2	PIT	3/16/23, 3/18/23	2-0-0

### MOST CONSECUTIVE TEAM GAMES AGAINST SAME OPPONENT (BOTH ON ROAD)

GAMES	OPPONENT	DATES	RECORD
2	BOS	1/24/53, 1/25/53	1-1-0
2	BOS	1/23/54, 1/24/54	1-1-0
2	DET	12/9/54, 12/11/54	0-2-0
2	BOS	1/22/55, 1/23/55	1-1-0
2	CHI	1/15/56, 1/17/56	1-0-1
2	SJS	2/20/93, 2/22/93	2-0-0
2	PIT	1/22/21, 1/24/21	0-1-1
2	BUF	1/26/21, 1/28/21	1-1-0
2	NJD	3/4/21, 3/6/21	2-0-0
2	PIT	3/7/21, 3/9/21	0-2-0
2	BOS	3/11/21, 3/13/21	1-1-0
2	WSH	3/19/21, 3/20/21	1-1-0
2	PHI	3/25/21, 3/27/21	1-1-0
2	BUF	4/1/21, 4/3/21	1-0-1
2	NYI	4/9/21, 4/11/21	1-0-1
2	BOS	5/6/21, 5/8/21	1-1-0

## OVERTIME RECORD YEAR-BY-YEAR

YEAR	OVERTIME RECORD
1926-27	3-4-6
1927-28	0-0-9
1928-29	2-0-10
1929-30	2-1-10
1930-31	1-2-9
1931-32	4-2-8
1932-33	1-0-8
1933-34	1-2-8
1934-35	2-0-6
1935-36	4-0-12
1936-37	4-2-9
1937-38	1-1-6
1938-39	1-2-6
1939-40	0-2-10
1940-41	0-5-8
1941-42	5-1-2
1942-43	2-0-0
1983-84	5-3-9
1984-85	2-5-10
1985-86	0-7-6
1986-87	5-6-8
1987-88	0-1-10
1988-89	1-1-8
1989-90	2-2-13
1990-91	1-2-13
1991-92	5-1-5
1992-93	2-4-11
1993-94	3-1-8
1994-95	0-0-3
1995-96	2-1-14
1996-97	3-0-10
1997-98	2-4-18

## OVERTIME RECORD YEAR-BY-YEAR

YEAR	OVERTIME RECORD
1998-99	5-3-11
1999-00	6-3-12
2000-01	5-1-5
2001-02	5-4-4
2002-03	6-4-10
2003-04	3-8-7
2005-06	11-12
2006-07	12-10
2007-08	12-13
2008-09	13-9
2009-10	4-11
2010-11	12-5
2011-12	12-7
2012-13	8-4
2013-14	6-6
2014-15	10-7
2015-16	7-9
2016-17	8-6
2017-18	10-9
2018-19	9-14
2019-20	6-5
2020-21	3-6
2021-22	8-6
2022-23	10-13
ALL-TIME OT RECORD	257-231-328

*Note - Record includes wins/losses in a shootout since 2005-06*

## OVERTIME RULE CHANGES

Regular Season Overtime Rule in 1926-27 (Rangers' first year in the NHL): Two, 10-minute overtime periods (sudden death) – game ended in a tie if neither team scored

1927-28: 10-minute overtime (sudden death) – game ended in a tie if neither team scored

1928-29: 10-minute overtime without sudden death – game ended in a tie if the score remained tied after the 10-minute overtime period

November 21, 1942: Due to wartime restrictions on train scheduling, overtime was discontinued

1983-84: 5-minute overtime (sudden death) – game ended in a tie if neither team scored

1999-00: Teams play 4-on-4 in overtime – game ended in a tie if neither team scored; if a team scored in overtime to win the game, the team that lost earned one point

2005-06: Games tied at the end of sudden death 5-minute overtime were decided in a shootout

2015-16: Teams play 3-on-3 in overtime

## GOALS SCORED IN OVERTIME (SINCE 1983-84)

DATE	OPPONENT	FINAL SCORE	GOAL SCORER	TIME
1983-84 (5-3-9)				
10/23/83	NYI	6-5	Sundstrom	1:13
10/30/83	EDM	4-5	Hughes	1:18
11/20/83	QUE	6-5	Andersson	0:08
11/26/83	at HFD	3-4	Stoughton	4:52
1/4/84	NJD	4-3	Ruotsalainen	4:47
2/19/84	PHI	2-3	Kerr	1:33
2/26/84	PIT	4-3	Osborne	2:18
3/9/84	at WIN	6-5	Osborne	0:43
1984-85 (2-5-10)				
11/9/84	NYI	5-4	Ruotsalainen	0:57
11/25/84	QUE	2-3	Hunter	3:36
12/7/84	PIT	3-4	Hillier	1:35
1/6/85	NJD	5-4	Sandstrom	1:14
1/9/85	at WIN	5-6	Hawerchuk	3:50
2/21/85	HFD	3-4	Cote	3:45
3/11/85	CHI	3-4	B. Wilson	1:36
1985-86 (0-7-6)				
10/13/85	NJD	2-3	Preston	3:41
11/2/85	at NJD	5-6	Bridgman	0:50
11/9/85	at MNS	3-4	Bjugstad	2:04
11/11/85	CHI	4-5	B. Murray	0:53
11/17/85	EDM	2-3	Napier	2:06
11/24/85	NYI	3-4	Gilbert	1:57
4/6/86	PIT	4-5	Lemieux	0:25
1986-87 (5-6-8)				
10/11/86	at PIT	5-6	Bodger	0:50
10/13/86	WSH	6-7	Gartner	3:20
10/22/86	LAK	5-4	Osborne	4:34
11/2/86	WIN	4-5	MacLean	3:23
11/5/86	at DET	4-5	Shedden	2:21
11/12/86	BUF	2-1	Poddubny	2:01
11/19/86	at EDM	4-5	Anderson	1:05
12/21/86	HFD	3-4	Dineen	2:57
12/31/86	NYI	4-3	Sandstrom	4:37
2/7/87	at WSH	5-4	Sandstrom	4:20
3/14/87	at PIT	3-2	Sandstrom	1:05
1987-88 (0-1-10)				
11/14/87	at PIT	2-3	Mantha	2:04
1988-89 (1-1-8)				
1/21/89	at VAN	5-4	Kisio	1:59
2/1/89	WSH	3-4	Ridley	1:51
1989-90 (2-2-13)				
11/17/89	at NJD	4-5	Muller	3:37
1/14/90	PHI	4-3	Leetch	1:16
2/14/90	PIT	3-4	Loney	3:33
2/19/90	NJD	4-3	Mullen	4:47
1990-91 (1-2-13)				
11/5/90	BOS	2-3	B. Sweeney	3:30
1/5/91	at STL	3-2	Nicholls	3:12
3/21/91	at PIT	4-5	Stevens	0:13
1991-92 (5-1-5)				
10/5/91	at MTL	2-1	Nemchinov	1:42
10/7/91	BOS	2-1	Gartner	0:31
11/29/91	at BUF	5-4	Messier	0:43
12/6/91	at DET	5-6	Fedyk	4:23
12/16/91	SJS	4-3	Leetch	0:23
2/23/92	PHI	2-1	Amonte	4:21

## GOALS SCORED IN OVERTIME (SINCE 1983-84)

DATE	OPPONENT	FINAL SCORE	GOAL SCORER	TIME
1992-93 (2-4-11)				
10/24/92	at OTT	3-2	Bourque	4:49
11/2/92	BUF	7-6	Turcotte	0:58
12/23/92	NJD	4-5	Richer	1:33
12/29/92	at WSH	3-4	Pivonka	1:28
3/17/93	EDM	3-4	MacTavish	0:32
4/2/93	NYI	2-3	Turgeon	3:41
1993-94 (3-1-8)				
1/27/94	at LAK	5-4	Messier	4:58
2/9/94	at MTL	3-4	Desjardins	1:27
2/12/94	at OTT	4-3	Gartner	2:37
2/21/94	PIT	4-3	Amonte	0:08
1994-95 (0-0-3)				
-				
1995-96 (2-1-14)				
12/8/95	DET	2-1	Verbeek	0:27
2/17/96	at OTT	2-1	Messier	2:31
2/18/96	at PIT	3-4	Lemieux	2:17
1996-97 (3-0-10)				
12/21/96	at MTL	3-2	Robitaille	0:42
3/3/97	SJS	5-4	Sundstrom	1:24
3/14/97	at OTT	4-3	Sundstrom	1:24
1997-98 (2-4-18)				
11/22/97	at PIT	3-4	Jagr	0:25
12/2/97	WSH	2-3	Juneau	3:45
3/18/98	MTL	2-1	Stevens	4:41
3/22/98	at PHI	4-5	Podein	4:39
3/25/98	OTT	2-3	Yashin	3:11
4/5/98	at CHI	2-1	Goneau	1:24
1998-99 (5-3-11)				
12/1/98	FLA	5-4	Graves	2:10
1/13/99	NYI	4-3	Graves	3:08
1/28/99	at CAR	2-3	Roberts	3:18
2/21/99	at EDM	2-1	Lacroix	0:45
3/8/99	TOR	3-2	Nedved	4:46
3/14/99	at NYI	3-2	Graves	4:05
3/19/99	BUF	2-3	Satan	1:18
4/18/99	PIT	1-2	Jagr	1:22
1999-00 (6-3-12)				
11/11/99	at WSH	5-4	Taylor	1:04
11/20/99	at TOR	3-4	Korolev	1:16
12/6/99	CGY	3-2	Taylor	0:32
12/8/99	EDM	2-1	Graves	3:15
12/17/99	WSH	2-3	Johansson	0:31
12/19/99	TBL	5-4	Fleury	0:45
12/29/99	at DAL	3-4	Langenbrunner	3:17
1/5/00	TOR	3-2	Graves	4:26
3/8/00	at ANA	4-3	Leetch	0:29
2000-01 (5-1-5)				
11/18/00	at CGY	5-4	Kamensky	2:44
11/22/00	at NYI	4-3	Fleury	4:25
12/23/00	NSH	2-3	Legwand	3:17
1/16/01	PHI	4-3	Fleury	2:46
1/18/01	TOR	2-1	Leetch	4:33
4/5/01	at TBL	4-3	Malhotra	3:23

## GOALS SCORED IN OVERTIME (SINCE 1983-84)

DATE	OPPONENT	FINAL SCORE	GOAL SCORER	TIME
2001-02 (5-4-4)				
10/7/01	BUF	5-4	Leetch	2:45
10/17/01	NJD	4-3	Fleury	1:20
10/27/01	at BOS	2-1	Fleury	4:35
11/11/01	MTL	3-2	Lindros	0:56
11/17/01	at PIT	0-1	Hrdina	4:41
12/10/01	CAR	3-4	Francis	2:36
1/3/02	at COL	2-3	Blake	1:41
3/5/02	at MIN	3-2	Leetch	3:44
3/9/02	at PIT	2-3	Hrdina	0:37
2002-03 (6-4-10)				
10/28/02	PHX	3-2	Nedved	2:20
11/7/02	CGY	1-0	Leetch	0:51
11/19/02	ANA	3-2	Bure	0:57
12/5/02	at PHI	2-3	Handzus	4:23
12/16/02	SJS	2-1	Nedved	2:25
12/28/02	at FLA	2-1	Kasparaitis	0:56
1/15/03	at WSH	2-1	Bouchard	1:58
1/30/03	COL	3-4	de Vries	2:29
3/13/03	at OTT	2-3	Redden	1:34
3/31/03	ATL	3-4	Tremblay	2:40
2003-04 (3-8-7)				
11/2/03	COL	2-3	Skrastins	1:14
11/8/03	PHI	1-2	Ragnarsson	1:01
12/26/03	TOR	5-6	Sundin	3:35
12/29/03	at PHX	3-2	Poti	1:00
12/30/03	at LAK	3-2	Poti	0:39
1/11/04	TBL	1-2	Cullimore	2:03
2/28/04	at NSH	1-2	Hutchinson	3:50
3/13/04	at FLA	2-3	Jokinen	2:54
3/18/04	at WSH	3-4	Miller	1:18
3/21/04	at PIT	3-4	Morozov	4:52
4/3/04	at WSH	3-2	Holik	1:08
2005-06 (11-12; 4-8 in five-minute OT period)				
10/6/05	MTL	3-4	Ryder	2:10
10/8/05	at NJD	2-3	Rafalski	3:17
12/7/05	at CHI	1-2	Arnason	1:20
12/10/05	at STL	5-4	Rucinsky	1:37
12/31/05	at PIT	3-4	Crosby	3:31
1/3/06	TBL	0-1	Prospal	3:47
1/5/06	PHI	3-4	Gagne	0:07
1/12/06	EDM	5-4	Jagr	0:14
1/30/06	PHI	2-3	Pitkanen	1:28
2/4/06	at PHI	4-3	Jagr	1:24
3/12/06	ATL	2-3	Savard	2:45
4/8/06	at BOS	4-3	Nylander	0:40
2006-07 (12-10; 3-5 in five-minute OT period)				
11/1/06	at ANA	4-3	Jagr	3:09
11/5/06	BUF	3-4	Briere	3:57
11/25/06	at PIT	2-1	Straka	4:57
11/26/06	BUF	2-3	Drury	1:36
11/28/06	ATL	4-5	Holik	2:55
3/10/07	at PIT	2-3	Armstrong	1:19
3/16/07	at ATL	1-2	Zhitnik	2:18
3/25/07	at NYI	2-1	Nylander	4:11



## GOALS SCORED IN OVERTIME (SINCE 1983-84)

DATE	OPPONENT	FINAL SCORE	GOAL SCORER	TIME
2007-08 (12-13; 4-4 in five-minute OT period)				
11/17/07	at PIT	4-3	Strudwick	1:40
12/9/07	NJD	1-0	Shanahan	0:30
12/12/07	at WSH	4-5	Green	3:41
12/21/07	at COL	3-4	Wolski	1:16
12/30/07	MTL	4-3	Shanahan	1:06
2/10/08	at WSH	2-3	Green	0:23
3/25/08	PHI	1-2	Richards	2:16
3/31/08	PIT	2-1	Drury	1:46
2008-09 (13-9; 3-3 in five-minute OT period)				
10/18/08	at DET	4-5	Hossa	0:23
12/10/08	at ATL	3-2	Gomez	0:18
12/17/08	at LAK	3-2	Rozsival	3:41
12/23/08	WSH	4-5	Morrisonn	0:59
1/16/09	at CHI	3-2	Drury	2:23
2/22/09	TOR	2-3	Hagman	3:00
2009-10 (4-11; 1-7 in five-minute OT period)				
10/24/09	at MTL	4-5	Cammalleri	2:42
12/9/09	at CHI	1-2	Byfuglien	3:43
12/26/09	NYI	2-3	Okposo	4:13
1/2/10	CAR	1-2	Whitney	3:45
2/12/10	at PIT	3-2	Jokinen	1:02
3/4/10	PIT	4-5	Malkin	3:42
3/7/10	BUF	1-2	Kaleta	2:22
3/27/10	at TOR	2-3	Kulemin	0:39
2010-11 (12-5; 3-2 in five-minute OT period)				
10/15/10	TOR	3-4	Kessel	3:08
11/11/10	BUF	3-2	Anisimov	1:32
11/15/10	at PIT	3-2	Callahan	3:38
1/1/11	at TBL	1-2	Thompson	0:19
1/5/11	CAR	2-1	Zuccarello	3:09
2011-12 (12-7; 8-2 in five-minute OT period)				
10/7/11	at LAK	2-3	Johnson	4:08
10/20/11	at CGY	3-2	McDonagh	4:58
1/5/12	FLA	3-2	Gaborik	3:29
1/21/12	at BOS	3-2	Gaborik	4:56
2/9/12	TBL	4-3	Richards	2:37
2/19/12	CBJ	3-2	Stepan	0:22
2/25/12	BUF	3-2	Callahan	2:59
3/2/12	at TBL	3-4	Malone	1:58
3/11/12	NYI	4-3	Gaborik	4:54
3/21/12	DET	2-1	Callahan	2:42
2012-13 (8-4; 4-0 in five-minute OT period)				
1/23/13	BOS	4-3	Gaborik	0:27
3/7/13	at NYI	2-1	Gaborik	0:42
4/13/13	at NYI	1-0	Girardi	3:11
4/25/13	at CAR	4-3	Callahan	2:55
2013-14 (6-6; 2-3 in five-minute OT period)				
10/26/13	at DET	3-2	Brassard	4:47
12/7/13	NJD	3-4	Gelinas	1:15
3/5/14	TOR	2-3	Bozak	1:51
3/24/14	PHX	4-3	McDonagh	1:56
4/12/14	at MTL	0-1	Gionta	2:04

## GOALS SCORED IN OVERTIME (SINCE 1983-84)

DATE	OPPONENT	FINAL SCORE	GOAL SCORER	TIME
2014-15 (10-7; 6-2 in five-minute OT period)				
10/21/14	at NJD	4-3	Klein	2:42
11/5/14	DET	4-3	Brassard	1:50
12/8/14	PIT	4-3	Klein	3:45
1/20/15	OTT	3-2	Hagelin	2:55
2/8/15	DAL	2-3	Hemsky	1:02
3/4/15	at DET	1-2	Zidlicky	1:09
3/8/15	at CHI	1-0	Brassard	0:32
4/6/15	CBJ	4-3	Stepan	4:10
2015-16 (7-9; 4-7 in five-minute OT period)				
10/18/15	NJD	1-2	Stempniak	3:07
11/21/15	at FLA	5-4	Nash	2:01
12/12/15	at CGY	4-5	Brodie	2:09
12/22/15	ANA	3-2	Zuccarello	2:37
1/9/16	WSH	3-4	Ovechkin	1:25
1/19/16	VAN	3-2	Miller	3:54
2/12/16	LAK	4-5	Pearson	3:10
2/21/16	DET	1-0	Klein	1:59
3/12/16	at DET	2-3	Helm	3:03
3/17/16	at LAK	3-4	Kopitar	1:34
3/27/16	PIT	2-3	Crosby	4:30
2016-17 (8-6; 5-2 in five-minute OT period)				
12/9/16	at CHI	1-0	Holden	0:55
1/22/17	at DET	1-0	Miller	1:56
2/2/17	at BUF	2-1	Kreider	3:56
2/25/17	at NJD	4-3	Zibanejad	1:16
3/6/17	at TBL	1-0	Zibanejad	3:56
3/21/17	at NJD	2-3	Blandisi	4:05
3/28/17	at SJS	4-5	Burns	3:10
2017-18 (10-9; 7-4 in five-minute OT period)				
10/17/17	PIT	4-5	Malkin	0:58
11/2/17	at TBL	2-1	Miller	1:19
11/4/17	at FLA	5-4	Shattenkirk	1:08
11/24/17	DET	2-1	Zuccarello	0:37
12/16/17	at BOS	3-2	Zuccarello	1:56
1/1/18	at BUF	3-2	Miller	2:43
2/25/18	DET	2-3	Daley	4:54
2/28/18	at VAN	6-5	Gilmour	1:22
3/14/18	PIT	4-3	Zibanejad	2:53
3/17/18	at STL	3-4	Schenn	1:02
3/28/18	at WSH	2-3	Kuznetsov	0:38

## GOALS SCORED IN OVERTIME (SINCE 1983-84)

DATE	OPPONENT	FINAL SCORE	GOAL SCORER	TIME
2018-19 (9-14; 3-9 in five-minute OT period)				
10/11/18	SJS	3-2	Skjei	0:37
10/17/18	at WSH	3-4	Niskanen	2:18
11/9/18	at DET	2-3	Larkin	4:54
12/14/18	ARI	3-4	Stepan	4:28
12/16/18	VGK	3-4	Tuch	2:11
12/27/18	CBJ	3-4	Dubois	0:31
2/4/19	LAK	3-4	Toffoli	0:25
2/24/19	at WSH	5-6	Kuznetsov	4:20
2/27/19	TBL	3-4	Hedman	3:25
3/11/19	at EDM	2-3	Draisaitl	0:35
3/23/19	at TOR	2-1	Strome	1:48
4/6/19	at PIT	4-3	Strome	2:09
2019-20 (6-5; 5-3 in five-minute OT period)				
10/22/19	ARI	2-3	Dvorak	1:04
11/12/19	PIT	3-2	Kakko	2:24
11/25/19	MIN	3-2	DeAngelo	0:32
11/29/19	at BOS	2-3	Krejci	1:40
12/28/19	at TOR	5-4	DeAngelo	0:52
2/25/20	at NYI	4-3	Zibanejad	0:28
3/5/20	WSH	6-5	Zibanejad	0:33
3/11/20	at COL	2-3	Compher	2:50
2020-21 (3-6; 2-4 in five-minute OT period)				
1/28/21	at BUF	3-2	Lafrenière	2:47
1/30/21	PIT	4-5	Crosby	2:27
2/10/21	BOS	2-3	Marchand	0:36
3/15/21	PHI	4-5	Voracek	3:47
4/1/21	at BUF	3-2	Zibanejad	4:32
4/11/21	at NYI	2-3	Pulock	1:13
2021-22 (8-6; 4-3 in five-minute OT period)				
10/14/21	DAL	2-3	Heiskanen	1:38
10/18/21	at TOR	2-1	Panarin	3:48
11/2/21	at VAN	2-3	J. Miller	2:22
11/5/21	at EDM	5-6	Draisaitl	3:27
3/15/22	ANA	4-3	Fox	0:55
3/27/22	BUF	5-4	K. Miller	2:02
3/30/22	at DET	5-4	Copp	1:34
2022-23 (10-13; 6-10 in five-minute OT period)				
10/20/22	SJS	2-3	Karlsson	0:49
11/1/22	PHI	1-0	Kreider	4:07
11/6/22	DET	2-3	Kubalik	2:43
11/17/22	at SEA	2-3	Schultz	3:39
12/2/22	OTT	2-3	Tkachuk	4:42
12/12/22	NJD	4-3	Chytil	2:15
1/7/23	at NJD	3-4	Severson	2:47
1/12/23	DAL	2-1	Fox	1:16
1/25/23	at TOR	2-3	Marner	0:19
2/6/23	CGY	5-4	Lafreniere	1:37
2/18/23	at CGY	2-3	Backlund	1:28
3/1/23	at PHI	3-2	Tarasenko	2:32
3/11/23	at BUF	2-1	Panarin	2:02
3/12/23	at PIT	2-3	Letang	1:38
3/31/23	at BUF	2-3	Skinner	1:50
4/6/23	at STL	2-3	Kapanen	1:16

## ALL-TIME LEADERS IN OVERTIME GOALS (SINCE 1983-84)

PLAYER	OT GOALS
Brian Leetch	7
Mika Zibanejad	6
Theo Fleury	5
Marian Gaborik	5
Adam Graves	5
Ryan Callahan	4
J.T. Miller	4
Tomas Sandstrom	4
Mats Zuccarello	4
Derick Brassard	3
Jaromir Jagr	3
Kevin Klein	3
Mark Messier	3
Petr Nedved	3
Mark Osborne	3

## SINGLE-SEASON LEADERS IN OVERTIME GOALS (SINCE 1983-84)

PLAYER	SEASON	OT GOALS
Tomas Sandstrom	1986-87	3
Adam Graves	1998-99	3
Marian Gaborik	2011-12	3
Mark Osborne	1983-84	2
Niklas Sundstrom	1996-97	2
Tim Taylor	1999-00	2
Adam Graves	1999-00	2
Theo Fleury	2000-01	2
Theo Fleury	2001-02	2
Brian Leetch	2001-02	2
Petr Nedved	2002-03	2
Tom Poti	2003-04	2
Jaromir Jagr	2005-06	2
Brendan Shanahan	2007-08	2
Ryan Callahan	2011-12	2
Marian Gaborik	2012-13	2
Kevin Klein	2014-15	2
Derick Brassard	2014-15	2
Mika Zibanejad	2016-17	2
Mats Zuccarello	2017-18	2
J.T. Miller	2017-18	2
Ryan Strome	2018-19	2
Tony DeAngelo	2019-20	2
Mika Zibanejad	2019-20	2

**FASTEST GOALS SCORED FROM THE START OF OVERTIME (SINCE 1983-84)**

DATE	OPPONENT	FINAL SCORE	GOAL SCORER	TIME
11/20/83	QUE	6-5	Andersson	0:08
2/21/94	PIT	4-3	Amonte	0:08
1/12/06	EDM	5-4	Jagr	0:14
12/10/08	at ATL	3-2	Gomez	0:18
2/19/12	CBJ	3-2	Stepan	0:22
12/16/91	SJS	4-3	Leetch	0:23
1/23/13	BOS	4-3	Gaborik	0:27
12/8/95	DET	2-1	Verbeek	0:27
2/25/20	at NYI	4-3	Zibanejad	0:28
3/8/00	at ANA	4-3	Leetch	0:29

**LATEST GOALS SCORED IN OVERTIME (SINCE 1983-84)**

DATE	OPPONENT	FINAL SCORE	GOAL SCORER	TIME ELAPSED	TIME ON CLOCK
1/27/94	at LAK	5-4	Messier	4:58	:01.5
10/20/11	at CGY	3-2	McDonagh	4:58	:01.8
11/25/06	at PIT	2-1	Straka	4:57	:02.2
1/21/12	at BOS	3-2	Gaborik	4:56	:03.6
3/11/12	NYI	4-3	Gaborik	4:54	:05.8
10/24/92	at OTT	3-2	Bourque	4:49	:11.6
10/26/13	at DET	3-2	Brassard	4:47	:12.9
1/4/84	NJD	4-3	Ruotsalainen	4:47	:13.0
2/19/90	NJD	4-3	Mullen	4:47	:13.0
3/8/99	TOR	3-2	Nedved	4:46	:13.7

**PLAYERS WHO HAVE SCORED AN OVERTIME GOAL****FOR THE RANGERS AND AGAINST THE RANGERS (SINCE 1983-84)**

PLAYER	OT GOALS FOR THE RANGERS AND AGAINST THE RANGERS
Chris Drury	2 with the Rangers, 1 against the Rangers (with BUF)
Mike Gartner	2 with the Rangers, 1 against the Rangers (with WSH)
Bobby Holik	1 with the Rangers, 1 against the Rangers (with ATL)
Jaromir Jagr	3 with the Rangers, 2 against the Rangers (with PIT)
Olli Jokinen	1 with the Rangers, 1 against the Rangers (with FLA)
J.T. Miller	4 with the Rangers, 1 against the Rangers (with VAN)
Derek Stepan	2 with the Rangers, 1 against the Rangers (with ARI)
Kevin Stevens	1 with the Rangers, 1 against the Rangers (with PIT)

# ALL-TIME SHOOTOUTS

DATE	OPP	GAME	SHOOTOUT	ROUNDS	NYR	OPP	GDG (RD)	NYR GOALS
2005-06 (7-4)								
10/19/05	NYI	2-3	0-1	3	Lundqvist	DiPietro	Satan (2)	-
11/5/05	NJD	3-2	2-1	4	Weekes	Prucha (4)	Nylander, Prucha	
11/9/05	at FLA	4-3	1-0	4	Lundqvist	Luongo	Prucha (4)	Prucha
11/22/05	at BUF	3-2	3-2	3	Weekes	Noronen/ Jagr (3)	Straka, Nylander, Jagr	
11/26/05	WSH	3-2	4-3	15	Lundqvist	Kolzig	Malik (15)	Nylander, Nieminen, Strudwick, Malik
1/21/06	at BOS	3-2	2-1	6	Lundqvist	Thomas	Sykora (6)	Jagr, Sykora
3/8/06	at ATL	2-3	2-3	4	Lundqvist	Lehtonen	Hossa (4)	Nylander, Sykora
3/24/06	at FLA	2-3	1-2	3	Weekes	Luongo	Jokinen (3)	Sykora
3/25/06	at TBL	3-4	0-1	3	Lundqvist	Grahame	Richards (2)	-
3/27/06	BUF	5-4	1-0	3	Lundqvist	Miller	Sykora (1)	Sykora
4/4/06	PHI	3-2	2-1	3	Weekes	Esche	Sykora (2)	Nylander, Sykora
2006-07 (9-5)								
10/7/06	at PHI	5-4	1-0	13	Lundqvist	Niittymaki	Hossa (13)	Hossa
10/21/06	at TOR	5-4	1-0	3	Lundqvist	Raycroft	Shanahan	Shanahan
11/8/06	at FLA	4-3	1-0	3	Lundqvist	Belfour	Nylander (1)	Nylander
12/1/06	at BUF	3-4	0-1	3	Weekes	Miller	Briere (1)	-
12/7/06	PIT	3-2	1-0	3	Lundqvist	Fleury	Shanahan	Shanahan
1/2/07	at NJD	3-2	4-3	8	Lundqvist	Brodeur	Hossa (8)	Nylander, Shanahan, Cullen, Hossa
2/6/07	at NJD	2-3	0-1	3	Lundqvist	Brodeur	Gionta (1)	-
2/22/07	NJD	2-3	1-2	4	Lundqvist	Brodeur		Nylander
3/1/07	PIT	3-4	0-1	3	Lundqvist	Fleury	Crosby (3)	-
3/3/07	STL	3-2	3-2	4	Valiquette	Sanford	Hossa (4)	Nylander, Jagr, Hossa
3/5/07	NYI	2-1	1-0	3	Lundqvist	DiPietro	Cullen (2)	Cullen
3/11/07	CAR	2-1	2-0	3	Lundqvist	Grahame	Cullen (2)	Cullen, Jagr
3/24/07	at BOS	2-1	2-1	3	Lundqvist		Jagr (3)	Nylander, Jagr
4/3/07	at NYI	2-3	0-1	3	Lundqvist		Satan (1)	-
2007-08 (8-9)								
10/20/07	at BOS	0-1	0-1	3	Lundqvist	Fernandez	Kessel (3)	-
11/3/07	NJD	2-1	1-0	3	Lundqvist	Brodeur	Prucha (2)	Prucha
11/10/07	at TOR	3-2	2-0	2	Valiquette	Toskala	Shanahan	Shanahan, Hossa
11/15/07	at PHI	4-3	1-0	3	Lundqvist	Biron	Shanahan	Shanahan
11/23/07	at FLA	2-3	0-1	5	Valiquette	Vokoun	Jokinen (5)	-
1/5/08	at EDM	2-3	0-1	3	Lundqvist	Garon	Gagner (1)	-
1/19/08	at BOS	3-4	0-2	3	Lundqvist	Thomas	Kessel (2)	-
1/24/08	ATL	2-1	1-0	3	Lundqvist	Hedberg	Shanahan	Shanahan
2/19/08	at MTL	5-6	0-1	3	Lundqvist	Huet	Koivu (2)	-
3/2/08	PHI	5-4	2-0	2	Valiquette	Biron	Shanahan	Shanahan, Dawes
3/4/08	NYI	3-4	1-2	6	Lundqvist		Tambellini	Dawes
3/9/08	BOS	1-0	1-0	3	Lundqvist	Auld	Dawes (2)	Dawes
3/10/08	at BUF	3-2	2-1	3	Lundqvist	Miller	Gomez (3)	Shanahan, Gomez
3/19/08	at NJD	2-1	1-0	3	Lundqvist	Brodeur	Dawes (2)	Dawes
3/21/08	at PHI	3-4	0-2	2	Valiquette	Biron	Richards (1)	-
4/4/08	NYI	3-4	2-3	4	Lundqvist		Park (4)	Dawes, Sjostrom
4/6/08	at NJD	2-3	1-2	4	Lundqvist	Brodeur	Elias (4)	Gomez
2008-09 (10-6)								
10/17/08	TOR	1-0	2-1	3	Valiquette	Toskala	Sjostrom	Zherdev, Sjostrom
10/25/08	PIT	3-2	1-0	3	Lundqvist	Fleury	Sjostrom	Sjostrom
11/10/08	EDM	2-3	0-1	3	Lundqvist	Drouin-	Hemsky (2)	-
11/15/08	BOS	3-2	1-0	4	Lundqvist	Thomas	Drury (4)	Drury
11/17/08	OTT	2-1	1-0	3	Lundqvist	Auld	Zherdev (1)	Zherdev
11/26/08	at TBL	3-2	2-0	2	Lundqvist	Smith	Naslund (1)	Naslund, Zherdev
11/28/08	at FLA	4-3	2-1	3	Lundqvist	Anderson	Zherdev (2)	Naslund, Zherdev
12/3/08	PIT	3-2	3-1	3	Lundqvist	Sabourin	Zherdev (2)	Naslund, Zherdev, Sjostrom
12/13/08	CAR	3-2	1-0	5	Lundqvist	Ward	Drury (5)	Drury
1/9/09	at BUF	1-2	0-1	3	Valiquette	Miller	Kotalik (1)	-
2/3/09	ATL	1-2	1-2	3	Lundqvist	Lehtonen	Kozlov (2)	Naslund
2/11/09	WSH	5-4	2-1	4	Lundqvist	Theodore	Callahan	Dawes, Callahan
2/13/09	at FLA	1-2	0-1	4	Lundqvist	Vokoun	Zednik (4)	-
2/25/09	at TOR	1-2	0-1	3	Lundqvist	Toskala	Kulemin (1)	-
3/17/09	at MTL	4-3	3-2	3	Lundqvist	Price	Drury (3)	Naslund, Antropov, Drury
3/26/09	at ATL	4-5	0-1	6	Valiquette	Hedberg	White (6)	-

## ALL-TIME SHOOTOUTS

DATE	OPP	GAME	SHOOTOUT	ROUNDS	NYR	OPP	GDG (RD)	NYR GOALS
2009-10 (3-4)								
11/14/09	at OTT	2-1	3-2	7	Lundqvist	Elliott	Parenteau (7)	Kotalik, Prospal, Parenteau
11/25/09	at FLA	2-1	1-0	3	Lundqvist	Vokoun	Parenteau (2)	Parenteau
12/14/09	ATL	2-3	0-2	2	Lundqvist	Hedberg	Kovalchuk	-
1/7/10	at ATL	1-2	1-2	5	Johnson	Hedberg	Little (5)	Gaborik
1/12/10	NJD	0-1	0-1	4	Lundqvist	Brodeur	Elias (4)	-
3/25/10	at NJD	4-3	1-0	3	Lundqvist	Brodeur	Christensen	Christensen
4/11/10	at PHI	1-2	1-2	3	Lundqvist	Boucher	Giroux (3)	Parenteau
2010-11 (9-3)								
11/27/10	at NSH	2-1	1-0	3	Lundqvist	Rinne	Christensen	Christensen
12/16/10	PHX	4-3	1-0	3	Biron	LaBarbera	Christensen	Christensen
12/23/10	TBL	3-4	2-3	11	Lundqvist	Ellis	Malone (11)	Christensen, Zuccarello
1/7/11	at DAL	3-2	1-0	3	Lundqvist	Lehtonen	Zuccarello	Zuccarello
1/22/11	at ATL	3-2	1-0	3	Lundqvist	Pavelec	Zuccarello	Zuccarello
1/24/11	at WSH	2-1	3-2	4	Biron	Holtby	Anisimov (4)	Wolski, Zuccarello, Anisimov
2/1/11	PIT	3-4	0-1	7	Lundqvist	Fleury	Jeffrey (7)	-
2/17/11	LAK	4-3	2-1	3	Lundqvist	Bernier	Zuccarello	Christensen, Zuccarello
2/22/11	at CAR	4-3	1-0	3	Lundqvist	Ward	Wolski (3)	Wolski
3/12/11	at SJS	3-2	2-1	6	Lundqvist	Niemi	Dubinsky	Wolski, Dubinsky
3/24/11	OTT	1-2	0-1	5	Lundqvist	Anderson	Karlsson (5)	-
4/3/11	at PHI	3-2	2-0	2	Lundqvist	Bobrovsky	Christensen	Christensen, Wolski
2011-12 (4-5)								
10/8/11	at ANA	1-2	0-1	4	Lundqvist	Hiller	Ryan (4)	-
10/29/11	OTT	4-5	0-1	3	Lundqvist	Anderson	Michalek (1)	-
11/3/11	ANA	2-1	2-1	3	Lundqvist	Hiller	Gaborik (3)	Christensen, Gaborik
12/8/11	TBL	2-3	0-1	3	Lundqvist	Garon	Moore (2)	-
1/10/12	PHX	2-1	2-1	6	Lundqvist	Smith	Stepan (6)	Gaborik, Stepan
1/31/12	at NJD	3-4	0-1	3	Biron	Brodeur	Kovalchuk	-
2/1/12	at BUF	1-0	2-1	5	Lundqvist	Miller	Callahan (5)	Gaborik, Callahan
2/24/12	at NYI	3-4	1-2	4	Biron	Nabokov	Moulson (4)	Gaborik
3/24/12	at TOR	4-3	2-1	3	Lundqvist		Callahan (3)	Richards, Callahan
2012-13 (4-4)								
2/12/13	at BOS	4-3	2-1	4	Lundqvist	Rask	Callahan (4)	Nash, Callahan
2/14/13	NYI	3-4	0-2	2	Biron	Nabokov	Nielsen (1)	-
2/21/13	at OTT	2-3	1-2	7	Lundqvist	Bishop	Daugavins	Callahan
3/3/13	BUF	3-2	2-0	2	Lundqvist	Miller	Nash (1)	Nash, Callahan
3/18/13	CAR	2-1	2-0	3	Lundqvist	Ellis	Nash (1)	Nash, Miller
3/24/13	WSH	2-3	1-2	4	Lundqvist	Holtby	Backstrom	Stepan
4/5/13	at PIT	1-2	0-1	3	Lundqvist	Fleury	Jokinen (1)	-
4/10/13	TOR	3-2	1-0	3	Lundqvist	Reimer	Zuccarello	Zuccarello
2013-14 (4-3)								
12/15/13	CGY	4-3	4-3	7	Lundqvist	Ramo	Pouliot (7)	Zuccarello, Richards, D. Moore, Pouliot
12/18/13	PIT	3-4	0-1	5	Lundqvist	Fleury	Sutter (5)	-
12/23/13	TOR	2-1	2-1	3	Talbot	Bernier	Stepan (2)	Zuccarello, Stepan
12/31/13	at FLA	2-1	1-0	3	Lundqvist	Thomas	Richards (3)	Richards
1/6/14	CBJ	3-4	0-2	2	Lundqvist	Bobrovsky	Letestu (1)	-
2/7/14	at PIT	4-3	2-1	3	Lundqvist	Fleury	Richards (3)	Zuccarello, Richards
4/3/14	at COL	2-3	0-1	3	Lundqvist	Varlamov	Barrie (1)	-
2014-15 (4-5)								
10/16/14	CAR	2-1	1-0	3	Lundqvist	Khudobin	Nash (3)	Nash
11/1/14	WPG	0-1	1-2	4	Lundqvist	Pavelec	Kane (4)	Zuccarello
11/3/14	STL	3-4	1-2	3	Talbot	Elliott	Tarasenko	Stempniak
11/13/14	COL	3-4	1-2	3	Lundqvist	Varlamov	Tangway (3)	Stepan
11/15/14	at PIT	2-3	1-2	4	Lundqvist	Fleury	Sutter (4)	Stepan
12/20/14	at CAR	3-2	1-0	3	Lundqvist	Ward	Zuccarello	Zuccarello
2/19/15	VAN	4-5	0-2	2	Talbot	Miller	Burrows (1)	-
2/22/15	CBJ	4-3	2-1	3	Talbot		Nash (3)	St. Louis, Nash
3/21/15	at CAR	3-2	1-0	3	Talbot	Khudobin	Zuccarello	Zuccarello



## ALL-TIME SHOOTOUTS

DATE	OPP.	GAME	SHOOTOUT	ROUNDS	NYR	OPP. GOALIE	GDG (RD)	NYR GOALS
2015-16 (3-2)								
10/24/15	at PHI	2-3	1-2	3	Lundqvist	Mason	Giroux (2)	Stepan
11/14/15	at OTT	2-1	2-1	3	Lundqvist	Anderson	Boyle (3)	Zuccarello, Boyle
12/2/15	at NYI	1-2	0-1	3	Lundqvist	Halak	Okposo (1)	-
1/16/16	at PHI	3-2	1-0	3	Lundqvist	Mason	Zuccarello (1)	Zuccarello
2/6/16	at PHI	3-2	2-0	2	Lundqvist	Mason	Zuccarello (1)	Zuccarello, Stepan
2016-17 (3-4)								
11/20/16	FLA	2-3	0-2	2	Lundqvist	Reimer	Trocheck (1)	-
12/17/16	at NSH	2-1	2-0	2	Lundqvist	Saros	Vesey (1)	Vesey, Zuccarello
12/18/16	NJD	3-2	2-1	4	Lundqvist	Schneider	Hayes (4)	Zuccarello, Hayes
2/21/17	MTL	2-3	1-2	5	Lundqvist	Price	Byron (5)	Zuccarello
2/23/17	at TOR	2-1	2-1	3	Lundqvist	Andersen	Zibanejad (2)	Zuccarello, Zibanejad
3/17/17	FLA	3-4	0-1	3	Raanta	Reimer	Barkov (2)	-
3/31/17	PIT	3-4	0-2	2	Lundqvist	Murray	Kessel (1)	-
2017-18 (3-5)								
10/19/17	NYI	3-4	1-2	3	Lundqvist	Halak	Tavares (2)	Zuccarello
11/26/17	VAN	4-3	3-2	7	Lundqvist	Markstrom	Vesey (7)	Shattenkirk, Nash, Vesey
12/11/17	DAL	1-2	1-2	3	Pavelec	Lehtonen	Spezza (3)	Zuccarello
12/21/17	at NJD	3-4	1-2	4	Lundqvist	Schneider	Boyle (4)	Zibanejad
12/27/17	WSH	1-0	2-0	2	Pavelec	Grubauer	Zuccarello (1)	Zuccarello, Zibanejad
12/29/17	at DET	2-3	0-1	3	Lundqvist	Howard	Nielsen (1)	-
1/6/18	at ARI	2-1	1-0	3	Lundqvist	Raanta	Zibanejad (1)	Zibanejad
3/10/18	at FLA	3-4	1-2	3	Lundqvist	Luongo	Trocheck (3)	Zuccarello
2018-19 (6-5)								
10/16/18	COL	3-2	2-1	3	Lundqvist	Varlamov	Shattenkirk	Zuccarello, Shattenkirk
10/30/18	at SJS	4-3	1-0	3	Lundqvist	Jones	Shattenkirk	Shattenkirk
11/1/18	at ANA	3-2	2-0	2	Georgiev	Gibson	Zuccarello (1)	Zuccarello, Zibanejad
11/10/18	at CBJ	5-4	3-2	5	Georgiev	Korpisalo	Vesey (5)	Zibanejad, Shattenkirk, Vesey
12/2/18	WPG	3-4	1-2	3	Lundqvist	Hellebuyck	Scheifele (3)	Zibanejad
12/8/18	at FLA	5-4	3-1	3	Lundqvist	Luongo	Shattenkirk	Zibanejad, Shattenkirk, Hayes
12/23/18	PHI	2-3	0-1	4	Lundqvist	Neuvirth	Patrick (4)	-
2/6/19	BOS	4-3	2-1	7	Georgiev	Halak	DeAngelo (7)	Zibanejad, DeAngelo
3/3/19	WSH	2-3	2-3	4	Georgiev	Holtby	Ovechkin (4)	Shattenkirk, DeAngelo
3/7/19	at DET	2-3	0-1	3	Lundqvist	Howard	Athanasious (2)	-
4/5/19	CBJ	2-3	0-1	3	Georgiev	Bobrovsky	Panarin (2)	-
2019-20 (1-2)								
11/10/19	FLA	5-6	1-2	3	Lundqvist	Montembeault	Trocheck (3)	Kakko
12/14/19	at ANA	3-4	1-2	4	Lundqvist	Gibson	Silfverberg (4)	Zibanejad
2/13/20	at MIN	4-3	2-0	2	Georgiev	Stalock	Zibanejad (1)	Zibanejad, Panarin
2020-21 (1-2)								
1/22/21	at PIT	3-4	1-2	3	Shesterkin	Jarry	Letang (3)	Panarin
2/18/21	at PHI	3-2	2-1	3	Georgiev	Hart	Panarin (2)	Kakko, Panarin
4/3/21	at BUF	2-3	0-1	3	Shesterkin	Ullmark	Thompson (2)	-
2021-22 (4-3)								
11/14/21	NJD	4-3	4-3	7	Georgiev	Bernier	Kreider (7)	Kakko, Panarin, Strome, Kreider
12/17/21	VGK	2-3	0-1	3	Georgiev	Brossoit	Marchessault	-
12/31/21	at TBL	4-3	1-0	3	Shesterkin	Elliott	Zibanejad (3)	Zibanejad
1/24/22	LAK	3-2	3-2	6	Shesterkin	Quick	Fox (6)	Panarin, Lafreniere, Fox
2/15/22	BOS	2-1	3-2	9	Shesterkin	Swayman	Miller (9)	Zibanejad, Panarin, Miller
2/17/22	DET	2-3	1-2	6	Shesterkin	Greiss	Suter (6)	Zibanejad
4/3/22	PHI	3-4	0-1	3	Shesterkin	Jones	Hayes (3)	-
2022-23 (4-3)								
10/25/23	COL	2-3	1-2	4	Shesterkin	Georgiev	Rodrigues (4)	Panarin
12/9/23	at COL	2-1	2-0	3	Shesterkin	Georgiev	Panarin (3)	Zibanejad, Panarin
12/29/23	at TBL	1-2	1-2	6	Shesterkin	Vasilevskiy	Killorn (6)	Panarin
1/10/23	MIN	4-3	2-1	3	Shesterkin	Fleury	Panarin (3)	Kakko, Panarin
2/17/23	at EDM	5-4	2-1	6	Shesterkin	Campbell	N-Hopkins (1)	Kakko
3/9/23	at MTL	4-3	1-0	3	Shesterkin	Montembeault	Zibanejad (2)	Zibanejad
4/10/23	BUF	2-3	1-2	5	Shesterkin	Levi	Mittelstadt (4)	Tarasenko

## ALL-TIME SHOOTOUT GOALTENDER REGISTER

GOALTENDER	WINS	LOSSES	SHOTS AGAINST	GOALS AGAINST	SAVES	SV%
Henrik Lundqvist	61	50	406	113	293	.722
Igor Shesterkin	7	7	62	18	44	.710
Alexandar	6	3	35	12	23	.657
Steve Valiquette	4	4	27	8	19	.704
Martin Biron	2	3	16	7	9	.563
Kevin Weekes	3	2	16	7	9	.563
Cam Talbot	3	2	14	6	8	.571
Ondrej Pavelec	1	1	5	2	3	.600
Chad Johnson	0	1	5	2	3	.600
Antti Raanta	0	1	2	1	1	.500

## SINGLE-SEASON SHOOTOUT LEADERS - GOALTENDERS

SHOOTOUT WINS		
GOALTENDER	SEASON	SHOOTOUT WINS
Henrik Lundqvist	2008-09	9
Henrik Lundqvist	2006-07	8
Henrik Lundqvist	2010-11	7
Henrik Lundqvist	2007-08	6
Igor Shesterkin	2022-23	4
Henrik Lundqvist	2005-06	4
Henrik Lundqvist	2011-12	4
Henrik Lundqvist	2012-13	4
Kevin Weekes	2005-06	3
Henrik Lundqvist	2009-10	3
Henrik Lundqvist	2013-14	3
Henrik Lundqvist	2015-16	3
Henrik Lundqvist	2016-17	3
Henrik Lundqvist	2018-19	3
Alexandar Georgiev	2018-19	3
Igor Shesterkin	2021-22	3

SHOOTOUT SAVES		
GOALTENDER	SEASON	SHOOTOUT SAVES
Henrik Lundqvist	2006-07	41
Henrik Lundqvist	2010-11	39
Henrik Lundqvist	2008-09	30
Henrik Lundqvist	2007-08	29
Henrik Lundqvist	2005-06	28
Igor Shesterkin	2022-23	21
Igor Shesterkin	2021-22	20
Henrik Lundqvist	2012-13	19
Henrik Lundqvist	2011-12	18
Henrik Lundqvist	2009-10	15
Henrik Lundqvist	2013-14	15
Henrik Lundqvist	2017-18	13
Alexandar Georgiev	2018-19	13

SHOOTOUT SV% (min. five shootout shots against)		
GOALTENDER	SEASON	SHOOTOUT SV%
Henrik Lundqvist	2010-11	.848
Henrik Lundqvist	2006-07	.820
Henrik Lundqvist	2012-13	.760
Henrik Lundqvist	2005-06	.757
Henrik Lundqvist	2008-09	.750
Steve Valiquette	2008-09	.750

## NHL SHOOTOUT RECORDS HELD BY RANGERS

RECORD	GOALTENDER
Career shootout appearances	Henrik Lundqvist (111)
Career shootout wins	Henrik Lundqvist (61) - tied
Career shootout saves	Henrik Lundqvist (293)
Consecutive saves in the shootout	Henrik Lundqvist (25 - Mar. 27, 2006 to Dec. 7, 2006)
Shots faced in one shootout without allowing	Henrik Lundqvist (13 - Oct. 7, 2006 at Philadelphia)

# ALL-TIME SHOOTOUT PLAYER REGISTER

PLAYER	POS.	GOALS	SHOTS	S%	GDG
Mats Zuccarello	RW	25	50	50.0	10
Mika Zibanejad	C	16	40	40.0	6
Michael Nylander	C	10	24	41.7	1
Brendan Shanahan	LW	8	23	34.8	6
Jaromir Jagr	RW	5	22	22.7	2
Derek Stepan	C	7	21	33.3	2
Ryan Callahan	RW	6	20	30.0	4
Rick Nash	LW	6	19	31.6	4
Artemi Panarin	LW	10	18	55.6	2
Brad Richards	C	4	17	23.5	2
Marian Gaborik	RW	5	16	31.3	1
Petr Prucha	RW	3	15	20.0	3
Nigel Dawes	LW	6	15	40.0	2
Erik Christensen	C	7	15	46.7	4
Nikolai Zherdev	RW	5	14	35.7	3
Chris Drury	C	3	13	23.1	3
Kaapo Kakko	RW	5	13	38.5	0
Markus Naslund	LW	5	12	41.7	1
Kevin Shattenkirk	D	6	12	50.0	3
Fredrik Sjostrom	LW	4	11	36.4	2
Artem Anisimov	C	1	9	11.1	1
Martin Straka	LW	1	9	11.1	0
Marcel Hossa	LW	4	9	44.4	3
Wojtek Wolski	LW	4	9	44.4	1
Jimmy Vesey	LW	3	8	37.5	3
Matt Cullen	C	3	8	37.5	2
Filip Chytil	C	0	7	0.0	0
Tony DeAngelo	D	2	7	28.6	1
Brandon Dubinsky	C	1	7	14.3	1
Kevin Hayes	C	2	6	33.3	1
Scott Gomez	C	2	6	33.3	1
Petr Sykora	RW	5	6	83.3	3
Alexis Lafreniere	LW	2	6	33.3	1
Ryan Strome	C	1	5	20.0	0
J.T. Miller	C	1	5	20.0	0
Dominic Moore	C	1	5	20.0	0
Adam Fox	D	1	4	25.0	1
Chris Kreider	LW	1	4	25.0	1
Pavel Buchnevich	RW	0	4	0.0	0
Michal Rozsival	D	0	4	0.0	0
John Mitchell	C	0	4	0.0	0
Dan Boyle	D	1	4	25.0	1
Martin St. Louis	RW	1	4	25.0	0
Ales Kotalik	RW	1	4	25.0	0

## ALL-TIME SHOOTOUT PLAYER REGISTER

PLAYER	POS.	GOALS	SHOTS	S%	GDG
Benoit Pouliot	LW	1	3	33.3	1
Lee Stempniak	RW	1	3	33.3	0
PA Parenteau	RW	3	3	100.0	2
Vincent Trocheck	C	0	2	0.0	0
Vladimir Tarasenko	RW	1	2	50.0	0
Adam Hall	RW	0	2	0.0	0
Ryan Hollweg	LW	0	2	0.0	0
Martin Rucinsky	LW	0	2	0.0	0
Brian Boyle	C	0	2	0.0	0
David Desharnais	C	0	2	0.0	0
Ryan Spooner	C	0	2	0.0	0
Jason Ward	RW	0	2	0.0	0
Blair Betts	C	0	2	0.0	0
Nik Antropov	RW	1	2	50.0	0
K'Andre Miller	D	1	1	100.0	1
Kevin Rooney	C	0	1	0.0	0
Dryden Hunt	L	0	1	0.0	0
Chris Higgins	LW	0	1	0.0	0
Derick Brassard	C	0	1	0.0	0
Michael Grabner	RW	0	1	0.0	0
Sean Avery	LW	0	1	0.0	0
Carl Hagelin	LW	0	1	0.0	0
Brandon Pirri	RW	0	1	0.0	0
Patrick Kane	RW	0	1	0.0	0
Olli Jokinen	C	0	1	0.0	0
Alex Frolov	LW	0	1	0.0	0
Marc Staal	D	0	1	0.0	0
Enver Lisin	RW	0	1	0.0	0
Maxim Kondratiev	D	0	1	0.0	0
Michael Del Zotto	D	0	1	0.0	0
Matt Gilroy	D	0	1	0.0	0
Jed Ortmeyer	RW	0	1	0.0	0
Vinny Prospal	LW	1	1	100.0	0
Marek Malik	D	1	1	100.0	1
Jason Strudwick	D	1	1	100.0	0
Ville Nieminen	LW	1	1	100.0	0

## ALL-TIME SHOOTOUT LEADERS - SKATERS

### SHOOTOUT GOALS

PLAYER	SHOOTOUT GOALS
Mats Zuccarello	25
Mika Zibanejad	16
Michael Nylander	10
Artemi Panarin	10
Brendan Shanahan	8
Derek Stepan	7
Erik Christensen	7

### GAME-DECIDING GOALS

PLAYER	GDG
Mats Zuccarello	10
Brendan Shanahan	6
Mika Zibanejad	6
Ryan Callahan	4
Rick Nash	4
Erik Christensen	4
Jimmy Vesey	3
Petr Prucha	3
Petr Sykora	3
Nikolai Zherdev	3
Chris Drury	3
Kevin Shattenkirk	3
Marcel Hossa	3

## LONGEST SHOOTOUTS (IN TERMS OF ROUNDS)

DATE	OPPONENT	ROUNDS	GAME SCORE	SHOOTOUT SCORE
11/26/05	WSH	15	3-2	4-3
10/7/06	at PHI	13	5-4	1-0
12/23/10	TBL	11	3-4	2-3
2/15/22	BOS	9	2-1	3-2
1/2/07	at NJD	8	3-2	4-3
11/14/09	at OTT	7	2-1	3-2
2/1/11	PIT	7	3-4	0-1
2/21/13	at OTT	7	2-3	1-2
12/15/13	CGY	7	4-3	4-3
11/26/17	VAN	7	4-3	3-2
2/6/19	BOS	7	4-3	2-1
11/14/21	NJD	7	4-3	4-3

## SINGLE-SEASON SHOOTOUT LEADERS - SKATERS

SHOOTOUT GOALS			
PLAYER	POS.	SEASON	SHOOTOUT GOALS
Michael Nylander	C	2005-06	5
Petr Sykora	RW	2005-06	5
Michael Nylander	C	2006-07	5
Brendan Shanahan	LW	2007-08	5
Nigel Dawes	LW	2007-08	5
Nikolai Zherdev	RW	2008-09	5
Markus Naslund	LW	2008-09	5
Mats Zuccarello	RW	2010-11	5
Erik Christensen	C	2010-11	5
Kevin Shattenkirk	D	2018-19	5
Mika Zibanejad	C	2018-19	5
Wojtek Wolski	LW	2010-11	4
Marian Gaborik	RW	2011-12	4
Mats Zuccarello	RW	2016-17	4
Mats Zuccarello	RW	2017-18	4
Artemi Panarin	RW	2022-23	4
SHOOTOUT ATTEMPTS			

PLAYER	POS.	SEASON	SHOOTOUT ATTEMPTS
Brendan Shanahan	LW	2007-08	15
Nikolai Zherdev	RW	2008-09	14
Michael Nylander	C	2006-07	13
Markus Naslund	LW	2008-09	12
Michael Nylander	C	2005-06	11
Mika Zibanejad	C	2018-19	11
Jaromir Jagr	RW	2006-07	9
Nigel Dawes	LW	2007-08	9
Fredrik Sjostrom	LW	2008-09	9
Mats Zuccarello	RW	2010-11	9
Brad Richards	C	2011-12	9

GAME-DECIDING GOALS			
PLAYER	POS.	SEASON	GDG
Brendan Shanahan	LW	2007-08	4
Petr Sykora	RW	2005-06	3
Marcel Hossa	LW	2006-07	3
Nikolai Zherdev	RW	2008-09	3
Chris Drury	C	2008-09	3
Mats Zuccarello	RW	2010-11	3
Erik Christensen	C	2010-11	3
Kevin Shattenkirk	D	2018-19	3

## ALL-TIME HAT TRICK LEADERS

PLAYER	3GG	4GG	5GG	TOTAL	PLAYER	3GG	4GG	5GG	TOTAL
Bill Cook	8	1	0	9	Andrew Copp	1	0	0	1
*Mika Zibanejad	6	0	1	7	Bill Fairbairn	1	0	0	1
Camille Henry	5	1	0	6	Bill Hicke	1	0	0	1
Frank Boucher	6	0	0	6	Bob Brooke	1	0	0	1
Mark Messier	5	1	0	6	Brad Richards	1	0	0	1
Jean Ratelle	5	1	0	6	Brendan Shanahan	1	0	0	1
Petr Nedved	6	0	0	6	Brian Mullen	1	0	0	1
Phil Esposito	5	1	0	6	Brian Noonan	1	0	0	1
Steve Vickers	4	2	0	6	Bruce MacGregor	1	0	0	1
Adam Graves	5	0	0	5	Buddy O'Connor	1	0	0	1
Andy Bathgate	5	0	0	5	Butch Keeling	1	0	0	1
Ron Duguay	5	0	0	5	Cal Gardner	1	0	0	1
Marian Gaborik	4	1	0	5	Carl Hagelin	1	0	0	1
*Chris Kreider	5	0	0	5	Carol Vadnais	1	0	0	1
Bun Cook	4	0	0	4	Chris Drury	1	0	0	1
Cecil Dillon	3	1	0	4	Clint Smith	1	0	0	1
Darren Turcotte	4	0	0	4	Dave Creighton	1	0	0	1
Dave Balon	3	1	0	4	Dave Maloney	1	0	0	1
Dean Prentice	3	1	0	4	Derek Sanderson	1	0	0	1
Don Maloney	4	0	0	4	Don Marshall	1	0	0	1
Don Raleigh	3	1	0	4	Dutch Hiller	1	0	0	1
Grant Warwick	4	0	0	4	Ed Olczyk	1	0	0	1
Pierre Larouche	4	0	0	4	Ed Slowinski	1	0	0	1
Tomas Sandstrom	3	1	0	4	Edgar Laprade	1	0	0	1
Wally Hergesheimer	3	1	0	4	Fern Gauthier	1	0	0	1
Alex Shibicky	3	0	0	3	Gene Carr	1	0	0	1
Anders Hedberg	2	1	0	3	Guy Lafleur	1	0	0	1
Brad Park	3	0	0	3	Hank Goldup	1	0	0	1
Derek Stepan	3	0	0	3	Jeff Toms	1	0	0	1
Don Murdoch	2	0	1	3	Jimmy Bartlett	1	0	0	1
Jaromir Jagr	3	0	0	3	Jimmy Vesey	1	0	0	1
Lynn Patrick	3	0	0	3	Kelly Kisio	1	0	0	1
Michael Grabner	3	0	0	3	Kevin Stevens	1	0	0	1
Tony Granato	2	1	0	3	Leo Bourgeault	1	0	0	1
Ulf Nilsson	3	0	0	3	Mats Zuccarello	1	0	0	1
Alexei Kovalev	2	0	0	2	Matt Puempel	1	0	0	1
Andy Henton	2	0	0	2	Mike Allison	1	0	0	1
*Artemi Panarin	1	1	0	2	Mike Ridley	1	0	0	1
Bob Nevin	2	0	0	2	Murray Murdoch	1	0	0	1
Bryan Hextall Sr.	2	0	0	2	Nick Mickoski	0	1	0	1
Earl Ingarfield	2	0	0	2	Ozzie Aubuchon	1	0	0	1
Eric Lindros	2	0	0	2	Paul Broten	1	0	0	1
Greg Polis	1	1	0	2	Pavel Buchnevich	1	0	0	1
Jan Hlavac	2	0	0	2	Pavel Bure	1	0	0	1
Mark Pavelich	1	0	1	2	Ray Ferraro	1	0	0	1
Martin Straka	2	0	0	2	Reg Sinclair	1	0	0	1
Mike Gartner	2	0	0	2	Reijo Ruotsalainen	1	0	0	1
Mike Rogers	2	0	0	2	Rick Middleton	0	1	0	1
Pat Hickey	2	0	0	2	Rob McClanahan	1	0	0	1
Pat Verbeek	2	0	0	2	Ron Greschner	1	0	0	1
Pete Stenkowski	2	0	0	2	Ron Murphy	1	0	0	1
Peter Sundstrom	2	0	0	2	Sergei Nemchinov	1	0	0	1
Phil Goyette	2	0	0	2	Ted Irvine	1	0	0	1
Phil Watson	2	0	0	2	Theoren Fleury	1	0	0	1
Radek Dvorak	1	1	0	2	Tony Amonte	1	0	0	1
Rick Nash	2	0	0	2	Tony DeAngelo	1	0	0	1
Ryan Callahan	1	1	0	2	Tony Leswick	1	0	0	1
Tony McKegney	1	1	0	2	Ulf Dahlen	1	0	0	1
Vic Hadfield	2	0	0	2	Walt Poddubny	1	0	0	1
Wayne Dillon	2	0	0	2	Walt Tkaczuk	1	0	0	1
					Wayne Gretzky	1	0	0	1



## ALL-TIME HAT TRICKS

DATE	PLAYER	OPPONENT	SITE		GOALTENDER(S)
02/11/23	Artemi Panarin	CAR	Carolina	6-2	Frederik Andersen
04/21/22	Andrew Copp	NYI	Belmont	6-3	Seymour Varlamov
01/22/22	Chris Kreider	ARI	MSG	7-3	Karel Vejmelka (2), Scott Wedge-
01/02/22	Mika Zibanejad	TBL	MSG	4-0	Andrei Vasilevskiy
04/25/21	Mika Zibanejad	BUF	MSG	6-3	Dustin Tokarski
04/17/21	Pavel Buchnevich	NJD	MSG	6-3	Aaron Dell (2), empty net (1)
03/25/21	Mika Zibanejad	PHI	Philadelphia	8-3	Carter Hart
03/17/21	Mika Zibanejad	PHI	MSG	9-0	Carter Hart
03/04/21	Chris Kreider	NJD	New Jersey	6-1	Mackenzie Blackwood
02/24/21	Chris Kreider	PHI	Philadelphia	3-4	Brian Elliott
03/05/20	Mika Zibanejad (5)	WSH	MSG	6-5	Ilya Samsonov
01/09/20	Tony DeAngelo	NJD	MSG	6-3	Mackenzie Blackwood
12/12/19	Artemi Panarin	SJS	San Jose	6-3	Martin Jones (2), empty net (1)
10/05/19	Mika Zibanejad	OTT	Ottawa	4-1	Craig Anderson
01/31/19	Mika Zibanejad	NJD	New Jersey	4-3	Keith Kinkaid
03/12/18	Jimmy Vesey	CAR	MSG	6-3	Scott Darling (2), empty net (1)
12/01/17	Michael Grabner	CAR	MSG	5-1	Scott Darling (1), empty net (2)
01/07/17	Michael Grabner	CBJ	Columbus	5-4	Curtis McElhinney
12/31/16	Chris Kreider	COL	Colorado	6-2	Calvin Pickard
12/29/16	Matt Puempel	ARI	Arizona	6-3	Mike Smith
10/30/16	Michael Grabner	TBL	MSG	6-1	Ben Bishop
11/21/15	Rick Nash	FLA	Florida	5-4	Roberto Luongo
10/30/15	Mats Zuccarello	TOR	MSG	3-1	Jonathan Bernier (2), empty net (1)
12/27/14	Derek Stepan	NJD	MSG	3-1	Cory Schneider (2), empty net (1)
12/23/14	Rick Nash	WSH	MSG	4-2	Braden Holtby
03/14/14	Carl Hagelin	WPG	Winnipeg	4-2	Ondrej Pavelec (1), Al Montoya (2)
11/30/13	Chris Kreider	VAN	MSG	5-2	Roberto Luongo (2), Eddie Lack (1)
11/02/13	Derek Stepan	CAR	MSG	5-1	Justin Peters
04/19/13	Brad Richards	BUF	Buffalo	8-4	Ryan Miller (1), Jhonas Enroth (2)
01/23/13	Marian Gaborik	BOS	MSG	4-3	Tuukka Rask
02/11/12	Ryan Callahan	PHI	Philadelphia	5-2	Sergei Bobrovsky
03/06/11	Ryan Callahan (4)	PHI	MSG	7-0	Brian Boucher (3), Sergei Bobrovsky
01/19/11	Marian Gaborik (4)	TOR	MSG	7-0	Jonas Gustavsson
12/02/10	Marian Gaborik	NYI	Uniondale	6-5	Rick DiPietro
11/14/10	Marian Gaborik	EDM	MSG	8-2	Nikolai Khabibulin
10/09/10	Derek Stepan	BUF	Buffalo	6-3	Ryan Miller
01/31/10	Marian Gaborik	COL	Colorado	3-1	Craig Anderson
11/06/08	Chris Drury	TBL	MSG	5-2	Mike Smith
01/04/07	Martin Straka	PHI	MSG	3-2	Robert Esche
12/03/06	Brendan Shanahan	NYI	MSG	4-7	Rick DiPietro
03/29/06	Martin Straka	NYI	Uniondale	5-1	Rick DiPietro
03/22/06	Jaromir Jagr	PHI	MSG	3-6	Robert Esche
11/12/05	Jaromir Jagr	PIT	Pittsburgh	6-1	Jocelyn Thibault
10/20/05	Jaromir Jagr	NYI	Uniondale	4-5	Rick DiPietro
01/13/03	Petr Nedved	TOR	MSG	5-1	Trevor Kidd
12/03/02	Pavel Bure	CBJ	MSG	5-3	Marc Denis
03/02/02	Eric Lindros	PHI	MSG	6-5	Roman Cechmanek (1), Brian
01/23/02	Jeff Toms	BOS	MSG	8-4	Byron Dafoe
11/18/01	Eric Lindros	ATL	MSG	6-2	Milan Hnilička (1), Damian Rhodes
03/29/01	Radek Dvorak (4)	NYI	Uniondale	6-4	Rick DiPietro (3), empty net (1)
02/17/01	Petr Nedved	TBL	Tampa	5-4	Kevin Weekes
01/06/01	Jan Hlavac	NJD	MSG	5-5	Martin Brodeur
11/01/00	Theoren Fleury	TBL	MSG	6-1	Kevin Weekes
02/25/00	Petr Nedved	BUF	Buffalo	6-3	Dominik Hasek (2), empty net (1)
02/11/00	Jan Hlavac	BOS	MSG	5-2	Byron Dafoe
01/31/00	Radek Dvorak	NSH	MSG	5-1	Mike Dunham
01/24/00	Petr Nedved	ATL	Atlanta	6-3	Norm Maracle (2), Scott Fankhouser
01/08/00	Petr Nedved	TOR	Toronto	5-3	Glenn Healy
02/28/99	Petr Nedved	PHI	MSG	6-5	John Vanbiesbrouck

## ALL-TIME HAT TRICKS

DATE	PLAYER	OPPONENT	SITE		GOALTENDER(S)
10/11/97	Wayne Gretzky	VAN	Vancouver	6-3	Kirk McLean
03/14/97	Adam Graves	OTT	Ottawa	4-3	Ron Tugnutt
02/08/97	Mark Messier	NYI	Uniondale	5-2	Eric Fichaud
11/26/96	Mark Messier	PHX	Phoenix	3-1	Nikolai Khabibulin (2), empty net (1)
10/16/96	Alexei Kovalev	PIT	MSG	8-1	Tom Barrasso (2), Ken Wregget (1)
01/03/96	Ray Ferraro	MTL	MSG	7-4	Jocelyn Thibault (2), Pat Jablonski (1)
12/02/95	Pat Verbeek	OTT	Ottawa	4-2	Don Beaupre
11/21/95	Pat Verbeek	PIT	MSG	9-4	Tom Barrasso
11/06/95	Mark Messier	CGY	MSG	4-2	Rick Tabaracci
03/01/95	Brian Noonan	HFD	Hartford	5-2	Jeff Reese (2), empty net (1)
01/30/95	Adam Graves	OTT	MSG	6-2	Don Beaupre
02/02/94	Adam Graves	NYI	MSG	4-4	Ron Hexall
01/31/94	Mike Gartner	PIT	MSG	5-3	Ken Wregget
03/24/93	Ed Olczyk	PHI	MSG	4-5	Tommy Soderstrom
01/29/93	Sergei Nemchinov	BUF	Buffalo	4-6	Tom Draper
12/27/92	Alexei Kovalev	BOS	MSG	6-5	Andy Moog
11/25/92	Adam Graves	PIT	Pittsburgh	11-3	Tom Barrasso (1), Ken Wregget (2)
04/16/92	Darren Turcotte	PIT	MSG	7-1	Ken Wregget (2), Wendell Young (1)
03/22/92	Mark Messier (4)	NJD	MSG	6-3	Chad Erickson
03/14/92	Tony Amonte	STL	St. Louis	6-0	Pat Jablonski
03/11/92	Mike Gartner	CHI	MSG	7-1	Dominik Hasek
03/01/92	Paul Broten	HFD	MSG	9-4	Kay Whitmore
02/14/92	Adam Graves	NYI	MSG	9-2	Mark Fitzpatrick (2), Glenn Healy (1)
12/13/91	Mark Messier	WSH	Washington	5-3	Don Beaupre (2), empty net (1)
11/19/91	Mark Messier	VAN	Vancouver	4-3	Kirk McLean
03/30/91	Darren Turcotte	DET	Detroit	5-6	Tim Cheveldae
02/26/90	Darren Turcotte	BOS	MSG	6-1	Reggie Lemelin (2), Andy Moog (1)
03/01/89	Darren Turcotte	TOR	MSG	7-4	Allan Bester
02/27/89	Guy Lafleur	LAK	MSG	6-4	Glenn Healy
01/18/89	Tony Granato	CHI	Chicago	6-4	Ed Belfour
01/14/89	Tony Granato	PIT	Pittsburgh	4-4	Tom Barrasso
10/30/88	Tony Granato (4)	PIT	MSG	9-2	Steve Guenette (1), Frank Pietrangelo
10/19/88	Brian Mullen	WSH	MSG	5-1	Clint Malarchuk
10/23/87	Ulf Dahlen	CHI	MSG	7-3	Darren Pang
03/04/87	Tomas Sandstrom	NYI	MSG	7-5	Billy Smith
02/24/87	Tony McKegney	BUF	Buffalo	6-3	Tom Barrasso (2), empty net (1)
02/01/87	Pierre Larouche	BOS	MSG	5-4	Bill Ranford (2), Doug Keans (1)
01/14/87	Tomas Sandstrom	CGY	Calgary	8-5	Reggie Lemelin (1), Mike Vernon (2)
01/11/87	Tomas Sandstrom (4)	VAN	MSG	8-3	Richard Brodeur
12/31/86	Tomas Sandstrom	NYI	MSG	4-3	Kelly Hrudey
12/26/86	Kelly Kisio	NJD	New Jersey	7-4	Kirk McLean (2), Alain Chevrier (1)
12/17/86	Mike Ridley	WSH	MSG	6-1	Bob Mason
12/05/86	Walt Poddubny	WIN	Winnipeg	6-3	Eldon Reddick
11/21/86	Tony McKegney (4)	VAN	Vancouver	8-5	Richard Brodeur (1), Wendell Young
11/20/85	Bob Brooke	TOR	MSG	7-3	Don Edwards
02/22/85	Peter Sundstrom	PIT	Pittsburgh	8-3	Brian Ford
10/25/84	Anders Hedberg	NJD	New Jersey	11-2	Hannu Kampuri (2), Ron Low (1)
03/22/84	Pierre Larouche	NJD	New Jersey	5-3	Glenn Resch
01/25/84	Pierre Larouche	PIT	Pittsburgh	6-3	Roberto Romano (2), Michel Dion (1)
01/18/84	Pierre Larouche	STL	MSG	6-2	Michel Larocque
01/16/84	Peter Sundstrom	DET	MSG	8-5	Corrado Micallef
02/23/83	Mark Pavelich (5)	HFD	MSG	11-3	Greg Millen
11/24/82	Rob McClanahan	MNS	MSG	8-5	Don Beaupre
11/21/82	Mark Pavelich	NYI	MSG	7-3	Billy Smith (1), Roland Melanson (2)
11/20/82	Mike Rogers	TOR	Toronto	6-3	Mike Palmateer
03/17/82	Reijo Ruotsalainen	PHI	MSG	5-2	Pelle Lindbergh
02/02/82	Mike Rogers	VAN	Vancouver	4-3	Glen Hanlon
12/27/81	Ron Duguay	PIT	MSG	5-3	Paul Harrison
11/05/81	Ron Duguay	PHI	Philadelphia	6-2	Rick St. Croix
02/21/81	Don Maloney	WSH	MSG	6-4	Mike Palmateer
02/04/81	Don Maloney	NYI	MSG	9-3	Billy Smith
11/16/80	Anders Hedberg	HFD	MSG	7-3	Ken Holland
10/26/80	Anders Hedberg (4)	DET	MSG	7-6	Gilles Gilbert
10/11/80	Mike Allison	TOR	Toronto	8-3	Jiri Crha
03/31/80	Don Maloney	DET	MSG	7-5	Rogie Vachon
03/15/80	Ulf Nilsson	TOR	Toronto	8-4	Mike Palmateer (2), Jiri Crha (1)
03/09/80	Dave Maloney	MNS	MSG	4-2	Gilles Meloche
01/22/80	Ron Duguay	LAK	Los Angeles	5-4	Ron Grahame
01/06/80	Don Maloney	AFM	MSG	5-5	Dan Bouchard
10/18/79	Phil Esposito	VAN	MSG	6-3	Glen Hanlon

## ALL-TIME HAT TRICKS

DATE	PLAYER	OPPONENT	SITE		GOALTENDER(S)
03/15/79	Phil Esposito (4)	BOS	Boston	7-4	Jim Pettie
02/18/79	Phil Esposito	WSH	MSG	6-6	Gary Inness
01/21/79	Ulf Nilsson	PHI	MSG	5-5	Bernie Parent
01/14/79	Don Murdoch	AFM	Atlanta	6-4	Dan Bouchard
01/05/79	Ulf Nilsson	VAN	MSG	6-4	Dunc Wilson
11/15/78	Pat Hickey	CHI	MSG	8-1	Tony Esposito
03/24/78	Ron Duguay	WSH	Washington	11-4	Bernie Wolfe (1), Jim Bedard (2)
03/24/78	Phil Esposito	WSH	Washington	11-4	Bernie Wolfe
03/22/78	Ron Greschner	STL	St. Louis	6-1	Phil Myre
03/08/78	Don Murdoch	CLE	MSG	6-1	Gilles Meloche
02/23/78	Pat Hickey	CHI	MSG	6-2	Eddie Johnston
12/18/77	Ron Duguay	DET	MSG	6-2	Ron Low
11/30/77	Phil Esposito	STL	St. Louis	4-0	Ed Staniowski
10/26/77	Steve Vickers (4)	STL	MSG	6-2	Ed Staniowski
01/09/77	Phil Esposito	LAK	MSG	4-5	Rogie Vachon
12/08/76	Wayne Dillon	STL	MSG	4-4	Eddie Johnston
10/12/76	Don Murdoch (5)	MNS	Minnesota	10-4	Gary Smith
03/13/76	Wayne Dillon	VAN	Vancouver	7-3	Gary Smith
02/18/76	Steve Vickers	WSH	MSG	11-4	Ron Low
02/07/76	Rod Gilbert (4)	DET	Detroit	5-4	Doug Grant
01/04/76	Carol Vadnais	TOR	MSG	6-8	Wayne Thomas
03/30/75	Steve Vickers (4)	KCS	MSG	8-2	Peter McDuffe
03/02/75	Greg Polis	PIT	MSG	6-8	Michel Plasse
02/15/75	Greg Polis (4)	MNS	Minnesota	9-2	Pete LoPresti
02/02/75	Rod Gilbert (4)	DET	MSG	5-5	Jim Rutherford
01/08/75	Brad Park	KCS	Kansas City	6-1	Michel Plasse
12/18/74	Derek Sanderson	MNS	MSG	7-0	Cesare Maniago
11/17/74	Rick Middleton (4)	CGS	MSG	10-0	Gary Simmons
11/06/74	Rod Gilbert	CGS	Oakland	7-3	Gary Simmons
10/23/74	Bill Fairbairn	STL	MSG	5-1	Eddie Johnston
02/06/74	Steve Vickers	NYI	MSG	6-0	Billy Smith
11/24/73	Jean Ratelle	LAK	MSG	5-5	Rogie Vachon
02/04/73	Pete Stelmowski	AFM	MSG	6-0	Phil Myre
02/03/73	Walt Tkaczuk	BOS	Boston	7-3	Eddie Johnston
01/11/73	Pete Stelmowski	BUF	Buffalo	4-2	Dave Dryden (2), empty net (1)
12/31/72	Jean Ratelle	STL	MSG	6-1	Bob Johnson (2), Jacques Caron (1)
12/17/72	Gene Carr	PIT	MSG	9-1	Denis Herron
11/15/72	Steve Vickers	PHI	MSG	7-3	Michel Belhumeur
11/12/72	Steve Vickers	LAK	MSG	5-1	Gary Edwards
02/15/72	Jean Ratelle	VAN	Vancouver	5-1	Dunc Wilson (2), empty net (1)
02/12/72	Brad Park	PIT	Pittsburgh	8-3	Jim Rutherford
01/05/72	Jean Ratelle	STL	MSG	9-1	Ernie Wakely
12/12/71	Brad Park	PIT	MSG	6-1	Jim Rutherford
11/21/71	Jean Ratelle (4)	CGS	MSG	12-1	Gilles Meloche
03/07/71	Ted Irvine	LAK	MSG	4-2	Denis DeJordy (2), empty net (1)
03/03/71	Bruce MacGregor	CGS	MSG	8-1	Gary Smith
01/24/71	Dave Balon (4)	MNS	MSG	6-2	Gilles Gilbert
12/22/70	Dave Balon	BUF	Buffalo	7-2	Roger Crozier
04/05/70	Dave Balon	DET	MSG	9-5	Roger Crozier
02/01/70	Dave Balon	PIT	MSG	6-0	Al Smith
11/02/69	Vic Hadfield	STL	MSG	6-4	Ernie Wakely
10/20/68	Phil Goyette	LAK	MSG	7-0	Wayne Rutledge (1), Gerry Desjardins
03/20/68	Bob Nevin	CHI	Chicago	5-3	Dave Dryden
02/24/68	Rod Gilbert (4)	MTL	Montreal	6-1	Rogie Vachon
01/07/68	Jean Ratelle	TOR	MSG	6-2	Bruce Gamble
12/17/67	Rod Gilbert	STL	MSG	5-3	Seth Martin
03/29/67	Don Marshall	DET	MSG	10-5	Roger Crozier (1), George Gardner (2)
03/29/67	Rod Gilbert	DET	MSG	10-5	Roger Crozier (1), George Gardner (2)
10/22/66	Rod Gilbert	TOR	Toronto	4-4	Johnny Bower
12/26/65	Bob Nevin	BOS	MSG	6-4	Bernie Parent (2), Eddie Johnston (1)
12/18/65	Earl Ingarfield	TOR	Toronto	4-8	Johnny Bower
01/17/65	Camille Henry	DET	Detroit	4-2	Roger Crozier
01/09/65	Bill Hicke	MTL	Montreal	6-5	Charlie Hodge
10/30/63	Phil Goyette	BOS	MSG	4-3	Eddie Johnston
03/20/63	Vic Hadfield	BOS	MSG	5-1	Eddie Johnston
02/28/63	Andy Bathgate	CHI	Chicago	6-1	Glenn Hall
02/26/63	Camille Henry	DET	Detroit	4-3	Terry Sawchuk
12/16/62	Andy Heberton	DET	MSG	5-2	Terry Sawchuk
12/23/61	Camille Henry	CHI	MSG	7-3	Glenn Hall
11/19/61	Earl Ingarfield	TOR	MSG	5-3	Johnny Bower (2), empty net (1)
10/12/61	Andy Bathgate	BOS	MSG	6-3	Don Head
03/05/61	Camille Henry	DET	MSG	8-3	Terry Sawchuk
01/22/61	Dean Prentice	DET	Detroit	5-3	Hank Bassen
11/23/60	Andy Bathgate	BOS	MSG	6-3	Bruce Gamble
03/19/60	Dean Prentice	DET	Detroit	3-6	Terry Sawchuk
12/06/59	Jimmy Bartlett	TOR	MSG	6-0	Johnny Bower
03/11/59	Andy Bathgate	CHI	MSG	3-5	Glenn Hall
03/08/59	Andy Heberton	DET	MSG	4-2	Terry Sawchuk
11/19/58	Dean Prentice (4)	TOR	MSG	7-4	Johnny Bower
03/12/58	Dave Creighton	CHI	Chicago	3-2	Glenn Hall

## ALL-TIME HAT TRICKS

DATE	PLAYER	OPPONENT	SITE	SCORE	GOALTENDER(S)
01/08/58	Camille Henry	TOR	MSG	5-5	Ed Chadwick
12/16/56	Andy Bathgate	MTL	MSG	4-2	Jacques Plante
11/24/55	Wally Hergesheimer	BOS	Boston	5-0	Terry Sawchuk
10/07/55	Ron Murphy	CHI	Chicago	7-4	Al Rollins
12/30/54	Dean Prentice	BOS	MSG	6-1	John Henderson
03/13/54	Camille Henry (4)	DET	Detroit	5-2	Terry Sawchuk
03/03/54	Don Raleigh	TOR	Toronto	3-3	Harry Lumley
11/12/52	Wally Hergesheimer	CHI	MSG	5-2	Al Rollins
10/22/52	Wally Hergesheimer	BOS	MSG	3-3	Jim Henry
03/12/52	Wally Hergesheimer	CHI	MSG	10-2	Harry Lumley
02/10/52	Ed Slowinski	TOR	MSG	3-4	Al Rollins
03/25/51	Reg Sinclair	CHI	MSG	5-2	Harry Lumley
03/11/51	Don Raleigh	MTL	MSG	5-5	Gerry McNeil
12/24/50	Nick Mickoski (4)	CHI	MSG	6-1	Harry Lumley
03/08/50	Don Raleigh	CHI	Chicago	4-2	Frank Brimsek
11/20/49	Tony Leswick	CHI	Chicago	5-2	Frank Brimsek
02/25/48	Don Raleigh (4)	CHI	MSG	4-7	Emile Francis
12/11/47	Phil Watson	MTL	Montreal	4-2	Bill Durnan
11/02/47	Buddy O'Connor	TOR	MSG	7-4	Turk Broda
02/26/47	Grant Warwick	CHI	MSG	7-9	Emile Francis
02/19/47	Grant Warwick	BOS	MSG	6-0	Frank Brimsek
12/08/46	Cal Gardner	BOS	Boston	6-4	Frank Brimsek
02/27/46	Edgar Laprade	TOR	Toronto	6-4	Turk Broda
12/19/45	Hank Goldup	BOS	Boston	7-8	Frank Brimsek
03/04/44	Fern Gauthier	BOS	Boston	9-10	Bert Gardiner
01/09/44	Dutch Hiller	MTL	MSG	5-6	Bill Durnan
12/25/43	Ozzie Aubuchon	TOR	Toronto	5-3	Paul Bibeault
11/08/42	Grant Warwick	MTL	Montreal	4-10	Paul Bibeault
02/07/42	Lynn Patrick	TOR	Toronto	4-6	Turk Broda
01/25/42	Grant Warwick	DET	MSG	11-2	Johnny Mowers
01/13/42	Alex Shibicky	BRK	MSG	9-2	Chuck Rayner
12/31/41	Bryan Hextall Sr.	BRK	MSG*	4-3	Chuck Rayner
12/11/41	Lynn Patrick	BRK	MSG*	5-3	Chuck Rayner
01/05/41	Phil Watson	NYA	MSG*	6-2	Earl Robertson
12/15/40	Bryan Hextall Sr.	NYA	MSG	6-3	Earl Robertson
01/23/40	Lynn Patrick	NYA	MSG*	5-3	Earl Robertson
12/22/38	Alex Shibicky	MTL	Montreal	5-2	Claude Bourque
12/08/38	Clint Smith	MTL	Montreal	6-5	Claude Bourque
02/01/38	Alex Shibicky	CHI	MSG	6-1	Mike Karakas
12/29/36	Butch Keeling	NYA	MSG*	5-1	Roy Worters
12/12/36	Cecil Dillon	TOR	Toronto	5-3	Turk Broda
02/04/36	Cecil Dillon	DET	MSG	4-4	Normie Smith
02/12/35	Cecil Dillon	SLE	St. Louis	5-1	Bill Beveridge
01/22/35	Frank Boucher	MTL	Montreal	7-0	Wilf Cude
01/25/34	Bun Cook	SEN	Ottawa	6-3	Bill Beveridge
03/12/33	Bill Cook (4)	NYA	MSG*	8-2	Roy Worters
01/28/33	Cecil Dillon (4)	SEN	Ottawa	9-2	Alec Connell (1), Bill Beveridge (3)
11/29/31	Bill Cook	CHI	Chicago	5-0	Charlie Gardiner
02/26/31	Bill Cook	TOR	MSG	4-1	Lorne Chabot
12/25/30	Bun Cook	SEN	Ottawa	4-1	Alec Connell
12/23/30	Bill Cook	MTL	MSG	5-1	George Hainsworth
12/04/30	Bill Cook	MTL	Montreal	4-5	George Hainsworth
01/23/30	Bun Cook	SEN	MSG	6-3	Alec Connell
01/05/30	Frank Boucher	PIR	MSG	8-3	Joe Miller
12/17/29	Bun Cook	NYA	MSG	6-2	Roy Worters
12/12/29	Leo Bourgeault	MTL	MSG	8-3	George Hainsworth
11/17/29	Bill Cook	DCG	MSG	5-5	Dolly Dolson
03/21/28	Frank Boucher	CHI	Chicago	6-1	Charlie Gardiner
03/18/28	Frank Boucher	NYA	MSG	7-3	Jake Forbes
01/29/28	Bill Cook	NYA	MSG*	7-0	Joe Miller
12/04/27	Frank Boucher	DCG	Detroit	3-1	Hap Holmes
03/26/27	Frank Boucher	BOS	Boston	3-4 (OT)	Hal Winkler
03/22/27	Bill Cook	PIR	MSG	4-1	Roy Worters
02/12/27	Bill Cook	PIR	Pittsburgh	3-2 (OT)	Roy Worters
01/16/27	Murray Murdoch	CHI	MSG	5-4	Hugh Lehman

\* Rangers were the road team against the Americans at MSG

## ALL-TIME SHUTOUTS

GOALTENDER	REGULAR SEASON	PLAYOFFS	TOTAL
Lundqvist	64	10	74
Giacomin	49	1	50
Kerr	40	7	47
Roach	30	5	35
Richter	24	9	33
Rayner	24	1	25
Worsley	24	0	24
Chabot	21	2	23
Vanbiesbrouck	16	2	18
Aitkenhead	11	3	14
Villemure	13	0	13
Talbot	8	0	8
Davidson	7	1	8
Dunham	7	0	7
Georgiev	6	0	6
Healy	6	0	6
Shesterkin	5	0	5
Bower	5	0	5
Plante	5	0	5
Raanta	5	0	5
Thomas	5	0	5
Henry	4	1	5
Valiquette	4	0	4

GOALTENDER	REGULAR SEASON	PLAYOFFS	TOTAL
Baker	3	0	3
Biron	2	0	2
Maniago	2	0	2
Markkanen	2	0	2
Mio	2	0	2
Paille	2	0	2
Winkler	2	0	2
Hanlon	1	1	2
Halak	1	0	1
Beveridge	1	0	1
Blackburn	1	0	1
Froese	1	0	1
Kinkaid	1	0	1
McAuley	1	0	1
McCartan	1	0	1
Pavelec	1	0	1
Sawchuk	1	0	1
Skapski	1	0	1
Soetaert	1	0	1
Weeks	1	0	1
Miller	0	1	1

## MOST DECISIVE VICTORIES

HOME		
SCORE	OPPONENT	DATE
12-1	vs. California	Nov. 21, 1971
10-0	vs. California	Nov. 17, 1974
9-0	vs. Montreal	Feb. 4, 1940
9-0	vs. Chicago	Jan. 5, 1947
9-0	vs. Montreal	Jan. 30, 1949
9-0	vs. Boston	Feb. 23, 1969
9-0	vs. New Jersey	Mar. 31, 1986
9-0	vs. Philadelphia	Mar. 17, 2021
11-2	vs. Detroit	Jan. 25, 1942
8-0	vs. Los Angeles	Jan. 9, 1972
9-1	vs. St. Louis	Jan. 5, 1972
9-1	vs. Pittsburgh	Dec. 17, 1972
10-2	vs. Chicago	Mar. 12, 1952
10-2	vs. Edmonton	Oct. 24, 1979
10-2	vs. Detroit	Dec. 23, 1985
11-3	vs. Hartford	Feb. 23, 1983

ROAD		
SCORE	OPPONENT	DATE
11-2	at New Jersey	Oct. 25, 1984
11-3	at Pittsburgh	Nov. 25, 1992
10-2	at Tampa Bay	Nov. 10, 1998
7-0	at NY Americans*	Jan. 29, 1928
7-0	at Montreal	Jan. 22, 1935
7-0	at NY Americans*	Feb. 2, 1939
7-0	at Toronto	Mar. 22, 1958
8-1	at Oakland	Nov. 7, 1969
8-1	at California	Nov. 5, 1971
8-1	at Minnesota	Dec. 30, 1974
9-2	at Ottawa	Jan. 28, 1933
9-2	at Minnesota	Feb. 15, 1975
11-4	at Minnesota	Dec. 4, 1976
11-4	at Washington	Mar. 24, 1978

\* Rangers were the road team against the

## MOST DECISIVE DEFEATS

HOME		
SCORE	OPPONENT	DATE
3-13	Boston	Jan. 2, 1944
0-9	Detroit	Dec. 6, 1950
1-10	Toronto	Mar. 21, 1965
0-8	Toronto	Mar. 9, 1944
0-8	Chicago	Apr. 2, 1967
0-7	Toronto	Jan. 28, 1945
1-8	Atlanta	Dec. 31, 1975
1-8	Montreal	Feb. 27, 1977
1-8	Minnesota	Jan. 15, 1979
5-12	Winnipeg	Feb. 25, 1985

ROAD		
SCORE	OPPONENT	DATE
0-15	at Detroit	Jan. 23, 1944
1-14	at Toronto	Mar. 16, 1957
3-14	at Boston	Jan. 21, 1945
2-12	at Detroit	Feb. 3, 1944
1-10	at Chicago	Jan. 28, 1943
2-11	at Montreal	Mar. 18, 1944
1-10	at Boston	Feb. 12, 1947
0-9	at Boston	Jan. 24, 1953
2-11	at Montreal	Jan. 21, 1960

## ALL-TIME 10-GOAL GAMES

DATE	SCORE	OPPONENT
Mar. 16, 1939	11-5	at NY Americans
Jan. 25, 1942	11-2	vs. Detroit
Mar. 12, 1952	10-2	vs. Chicago
Mar. 29, 1967	10-5	vs. Detroit
Nov. 21, 1971	12-1	vs. California
Nov. 17, 1974	10-0	vs. California
Feb. 18, 1976	11-4	vs. Washington
Oct. 12, 1976	10-4	at Minnesota
Dec. 4, 1976	11-4	at Minnesota
Mar. 24, 1978	11-4	at Washington
Oct. 24, 1979	10-2	vs. Edmonton
Feb. 23, 1983	11-3	vs. Hartford
Oct. 25, 1984	11-2	at New Jersey
Dec. 23, 1985	10-2	vs. Detroit
Nov. 25, 1992	11-3	at Pittsburgh
Dec. 13, 1992	10-5	vs. Montreal
Nov. 10, 1998	10-2	at Tampa Bay

## ALL-TIME 10-GOAL GAMES VS. RANGERS

DATE	SCORE	OPPONENT
Nov. 5, 1942	5-12	at Detroit
Nov. 8, 1942	4-10	at Montreal
Jan. 28, 1943	1-10	at Chicago
Mar. 16, 1943	5-11	at Boston
Nov. 14, 1943	5-10	at Chicago
Dec. 4, 1943	4-11	at Toronto
Jan. 2, 1944	3-13	vs. Boston
Jan. 23, 1944	0-15	at Detroit
Feb. 3, 1944	2-12	at Detroit
Mar. 4, 1944	9-10	at Boston
Mar. 18, 1944	2-11	at Montreal
Nov. 2, 1944	3-10	at Detroit
Dec. 21, 1944	3-11	at Detroit
Jan. 21, 1945	3-14	at Boston
Mar. 11, 1945	5-11	vs. Montreal
Feb. 12, 1947	1-10	at Boston
Feb. 19, 1955	2-10	at Montreal
Mar. 16, 1957	1-14	at Toronto
Jan. 21, 1960	2-11	at Montreal
Mar. 21, 1965	1-10	vs. Toronto
Nov. 15, 1973	2-10	at Boston
Dec. 19, 1974	3-11	at Boston
Apr. 3, 1976	2-10	at NY Islanders
Mar. 10, 1977	3-10	at Boston
Nov. 13, 1979	5-10	at NY Islanders
Nov. 17, 1984	4-10	at NY Islanders
Feb. 25, 1985	5-12	vs. Winnipeg
Mar. 7, 1985	5-11	at Calgary
Dec. 4, 1988	6-10	at Edmonton
Feb. 17, 1989	6-10	vs. Toronto
Dec. 31, 1992	6-11	at Buffalo
Mar. 6, 1993	2-10	at Quebec
Apr. 9, 1993	4-10	vs. Pittsburgh
Feb. 6, 2009	2-10	at Dallas



## ALL-TIME O-O GAMES

DATE	OPPONENT/SITE	GOALTENDERS
Mar. 5, 1927	vs. Montreal at Montreal (Maroons)	Lorne Chabot and Clint Benedict
Feb. 7, 1928	vs. Ottawa at MSG	Lorne Chabot and Alec Connell
Feb. 9, 1928	vs. Ottawa at Ottawa	Lorne Chabot and Alec Connell
Feb. 26, 1928	vs. Detroit at Detroit	Lorne Chabot and Hap Holmes
Dec. 6, 1928	vs. Pittsburgh at Pittsburgh (Pirates)	John Ross Roach and Joe Miller
Jan. 6, 1929	vs. NY Americans at MSG*	John Ross Roach and Roy Worters
Jan. 19, 1929	vs. Montreal at Montreal	John Ross Roach and George Hainsworth
Feb. 28, 1929	vs. Chicago at Chicago**	John Ross Roach and Charlie Gardiner
Nov. 18, 1930	vs. NY Americans at MSG	John Ross Roach and Roy Worters
Mar. 15, 1931	vs. NY Americans at MSG	John Ross Roach and Roy Worters
Dec. 7, 1933	vs. Montreal at MSG	Andy Aitkenhead and Lorne Chabot
Dec. 21, 1933	vs. Ottawa at MSG	Andy Aitkenhead and Bill Beveridge
Dec. 30, 1934	vs. Boston at MSG	Dave Kerr and Tiny Thompson
Feb. 24, 1935	vs. Boston at MSG	Dave Kerr and Tiny Thompson
Jan. 5, 1936	vs. NY Americans at MSG*	Dave Kerr and Roy Worters
Mar. 3, 1936	vs. Toronto at MSG	Dave Kerr and George Hainsworth
Mar. 10, 1936	vs. Montreal at Montreal (Maroons)	Dave Kerr and Lorne Chabot
Dec. 8, 1936	vs. Chicago at MSG	Dave Kerr and Mike Karakas
Dec. 17, 1939	vs. Detroit at Detroit	Dave Kerr and Tiny Thompson
Mar. 14, 1940	vs. Boston at MSG	Dave Kerr and Frank Brimsek
Jan. 7, 1945	vs. Chicago at MSG	Ken McAuley and Mike Karakas
Dec. 31, 1945	vs. Montreal at MSG	Chuck Rayner and Bill Durnan
Dec. 24, 1949	vs. Montreal at Montreal	Chuck Rayner and Bill Durnan
Oct. 22, 1950	vs. Boston at Boston	Chuck Rayner and Jack Gelineau
Mar. 5, 1954	vs. Chicago at Chicago	Johnny Bower and Al Rollins
Jan. 12, 1955	vs. Toronto at MSG	Gump Worsley and Harry Lumley
Dec. 8, 1956	vs. Toronto at Toronto	Gump Worsley and Ed Chadwick
Mar. 8, 1964	vs. Montreal at MSG	Jacques Plante and Charlie Hodge
Mar. 8, 1970	vs. Pittsburgh at MSG	Ed Giacomin and Al Smith
Mar. 30, 1981	vs. Philadelphia at MSG	Steve Baker and Rick St. Croix
Dec. 9, 1989	vs. NY Islanders at NY Islanders	John Vanbiesbrouck and Mark Fitzpatrick
Feb. 28, 1995	vs. Florida at MSG	Mike Richter and John Vanbiesbrouck
Oct. 27, 1998	vs. Buffalo at MSG	Mike Richter and Dominik Hasek
Oct. 16, 2003	vs. Atlanta at MSG	Mike Dunham and Pasi Nurminen
Oct. 20,	vs. Boston at Boston (0-1, SO)	Henrik Lundqvist and Manny Fernandez
Mar. 9, 2008	vs. Boston at MSG (1-0, SO)	Henrik Lundqvist and Alex Auld
Oct. 17, 2008	vs. Toronto at MSG (1-0, SO)	Steve Valiquette and Vesa Toskala
Jan. 12, 2010	vs. New Jersey at MSG (0-1, SO)	Henrik Lundqvist and Martin Brodeur
Feb. 1, 2012	vs. Buffalo at Buffalo (1-0, SO)	Henrik Lundqvist and Ryan Miller
Nov. 1, 2014	vs. Winnipeg at MSG (0-1, SO)	Henrik Lundqvist and Ondrej Pavelec
Dec. 27, 2017	vs. Washington at MSG (1-0, SO)	Ondrej Pavelec and Philipp Grubauer

\*Rangers were road team in game against NY Americans

\*\* Game played at Detroit Olympia

## ALL-TIME REGULAR SEASON NEUTRAL SITE GAMES

DATE	VENUE	LOCATION	OPPONENT	HOME TEAM	SCORE
2/2/29	Detroit Olympia	Detroit, MI	Chicago	Chicago	3-2
2/28/29	Detroit Olympia	Detroit, MI	Chicago	Chicago	0-0
12/28/29	Atlantic City Auditorium	Atlantic City, NJ	Ottawa	Ottawa	3-1
2/19/54	Indiana State Fairgrounds	Indianapolis, IN	Chicago	Chicago	3-0
3/16/55	St. Louis Arena	St. Louis, MO	Chicago	Chicago	1-1
1/17/56	Ak-Sar-Ben Coliseum	Omaha, NE	Chicago	Chicago	2-2
3/8/56	St. Louis Arena	St. Louis, MO	Chicago	Chicago	6-4
11/8/68	Cow Palace	Daly City, CA	Oakland	Oakland	3-2
12/9/92	Miami Arena	Miami, FL	Tampa Bay	NY Rangers	6-5
2/22/93	ARCO Arena	Sacramento, CA	San Jose	San Jose	4-0
10/31/93	Halifax Metro Centre	Halifax, NS	New Jersey	NY Rangers	4-1
3/9/94	Halifax Metro Centre	Halifax, NS	Washington	Washington	7-5
10/4/08	O2 Arena	Prague, CZE	Tampa Bay	Tampa Bay	2-1
10/5/08	O2 Arena	Prague, CZE	Tampa Bay	NY Rangers	2-1
10/7/11	Ericsson Globe	Stockholm, SWE	Los Angeles	Los Angeles	2-3 (OT)
10/8/11	Ericsson Globe	Stockholm, SWE	Anaheim	Anaheim	1-2 (OT)
1/2/12 <sup>1</sup>	Citizens Bank Park	Philadelphia, PA	Philadelphia	Philadelphia	3-2
1/26/14 <sup>2</sup>	Yankee Stadium	Bronx, NY	New Jersey	New Jersey	7-3
1/29/14 <sup>3</sup>	Yankee Stadium	Bronx, NY	NY Islanders	NY Islanders	2-1
1/1/18 <sup>4</sup>	Citi Field	Queens, NY	Buffalo	Buffalo	3-2 (OT)
Rangers All-Time Record in Regular Season Neutral Site Games				15-0-3-2	

<sup>1</sup> 2012 NHL Winter Classic  
<sup>2</sup> 2014 NHL Stadium Series  
<sup>3</sup> 2014 NHL Stadium Series  
<sup>4</sup> 2018 NHL Winter Classic

## ALL-TIME PLAYOFF NEUTRAL SITE GAMES

DATE	VENUE	LOCATION	OPPONENT	HOME TEAM	SCORE
4/7/32	Boston Garden	Boston, MA	Toronto	NY Rangers	2-6
4/13/50	Maple Leaf Gardens	Toronto, ON	Detroit	NY Rangers	3-1
4/15/50	Maple Leaf Gardens	Toronto, ON	Detroit	NY Rangers	0-4
8/1/20	Scotiabank Arena	Toronto, ON	Carolina	Carolina	2-3
8/3/20	Scotiabank Arena	Toronto, ON	Carolina	Carolina	1-4
8/4/20	Scotiabank Arena	Toronto, ON	Carolina	NY Rangers	1-4
Rangers All-Time Record in Playoff Neutral Site Games				1-5	

## ALL-TIME ROAD GAMES AT MADISON SQUARE GARDEN

DATE	OPPONENT	SCORE
12/26/26	NY Americans	2-5
2/27/27	NY Americans	4-1
11/20/27	NY Americans	2-1
1/29/28	NY Americans	7-0
11/18/28	NY Americans	1-1
1/6/29	NY Americans	0-0
3/17/29	Pittsburgh Pirates*	4-3
1/2/30	NY Americans	1-7
2/4/30	NY Americans	3-5
3/16/30	Pittsburgh Pirates*	4-3 (OT)
12/30/30	NY Americans	2-2
2/5/31	NY Americans	2-0
3/17/31	Ottawa*	3-1
11/17/31	NY Americans	3-0
12/25/31	NY Americans	6-0
3/10/32	NY Americans	1-5
12/15/32	NY Americans	3-2
1/24/33	NY Americans	3-2
3/12/33	NY Americans	8-2
12/24/33	NY Americans	3-1
1/16/34	NY Americans	1-2
3/13/34	NY Americans	2-1
11/25/34	NY Americans	1-3
1/12/35	NY Americans	3-1
1/27/35	NY Americans	4-2
11/26/35	NY Americans	1-0
1/5/36	NY Americans	0-0
3/15/36	NY Americans	2-1
11/26/36	NY Americans	3-1
12/29/36	NY Americans	5-1
3/9/37	NY Americans	7-5 (OT)
12/16/37	NY Americans	2-0
1/16/38	NY Americans	4-0
3/6/38	NY Americans	1-3
12/4/38	NY Americans	6-1
1/10/39	NY Americans	0-1 (OT)
2/2/39	NY Americans	7-0
3/16/39	NY Americans	11-5
11/18/39	NY Americans	3-1
1/4/40	NY Americans	6-2
1/23/40	NY Americans	5-3
2/22/40	NY Americans	0-1 (OT)
11/28/40	NY Americans	1-2
1/5/41	NY Americans	6-2
2/4/41	NY Americans	2-2
2/18/41	NY Americans	5-2
12/11/41	Brooklyn	5-3
12/31/41	Brooklyn	4-3
2/3/42	Brooklyn	3-2 (OT)
3/3/42	Brooklyn	4-4

\* games were originally scheduled for the opponent's city, but switched to MSG to draw a larger crowd

## ALL-TIME PENALTY SHOTS

PLAYER	DATE	SCORE	GOALTENDER	RESULT
Bun Cook	11/18/34	Eagles 0 at NYR 5	Bill Beveridge	Save
Bun Cook	11/22/34	Detroit 3 at NYR 4	Normie Smith	Save
Bun Cook	12/8/34	NYR 5 at Toronto 2	George Hainsworth	Save
Bert Connelly	1/24/35	Chicago 3 at NYR 3	Lorne Chabot	Save
Bert Connelly	1/31/35	NYR 3 at Toronto 2	George Hainsworth	Save
Bert Connelly	1/16/36	Toronto 0 at NYR 1	George Hainsworth	Goal
Neil Colville	12/16/37	NYR 2 at NY Americans	Earl Robertson	Save
Alex Shibicky	2/1/38	Chicago 1 at NYR 6	Mike Karakas	Goal
Alex Shibicky	12/8/38	NYR 6 at Canadiens 5	Claude Bourque	Save
Mac Colville	12/27/41	NYR 4 at Canadiens 2	Paul Bibeault	Goal
Ab DeMarco Sr.	2/19/44	NYR 2 at Canadiens 5	Bill Durnan	Save
Chuck Scherza	11/30/44	NYR 7 at Canadiens 5	Bill Durnan	Goal
Fred Thurier	1/18/45	NYR 3 at Detroit 7	Harry Lumley	Goal
Alex Shibicky	11/25/45	NYR 4 at Detroit 1	Harry Lumley	Goal
Danny Lewicki	10/24/56	Montreal 2 at NYR 3	Gerry McNeil	Goal
Camille Henry	3/8/58	NYR 3 at Montreal 2	Jacques Plante	Goal
Andy Bathgate	3/14/62	Detroit 2 at NYR 3	Hank Bassen	Goal
Camille Henry	2/26/63	NYR 4 at Detroit 3	Terry Sawchuk	Goal
Andy Heberton	3/21/63	NYR 2 at Boston 2	Eddie Johnston	Save
Don Marshall	11/3/63	Canadiens 5 at NYR 3	Charlie Hodge	Save
Rod Gilbert	11/27/63	Detroit 2 at NYR 3	Terry Sawchuk	Goal
Bob Nevin	11/5/66	NYR 1 at Toronto 3	Terry Sawchuk	Goal
Greg Polis	2/1/76	North Stars 2 at NYR 3	Cesare Maniago	Save
Don Murdoch	11/3/76	NYR 6 at Vancouver 1	Curt Ridley	Goal
Bill Goldsworthy	11/14/76	Pittsburgh 5 at NYR 1	Dunc Wilson	Save
Don Murdoch	1/9/77	Los Angeles 5 at NYR 4	Rogie Vachon	Save
Don Murdoch	1/28/78	NYR 2 at Islanders 6	Glenn Resch	Save
Claude Larose	1/7/80	Hartford 2 at NYR 5	Al Smith	Save
Ron Greschner	10/28/80	NYR 4 at St. Louis 5	Mike Liut	Goal
Mike Rogers	12/5/81	NYR 2 at Colorado 1	Glenn Resch	Save
Pierre Larouche	2/16/86	Detroit 1 at NYR 3	Corrado Micallef	Save
Mike Ridley	2/16/86	Detroit 1 at NYR 3	Corrado Micallef	Save
Peter Sundstrom	3/2/86	Washington 4 at NYR 2	Al Jensen	Goal
Jan Erixon	10/24/87	NYR 5 at Philadelphia 3	Mark Laforest	Goal
Guy Lafleur	11/29/88	NYR 4 at Winnipeg 3	Eldon Reddick	Save
Lindy Ruff	11/26/89	Quebec 1 at NYR 3	Mario Brunetta	Goal
Kelly Kisio	2/26/90	Boston 1 at NYR 6	Rejean Lemelin	Save
Darren Turcotte	12/29/91	Pittsburgh 6 at NYR 3	Wendell Young	Save
Paul Broten	1/16/92	Calgary 4 at NYR 6	Mike Vernon	Goal
Alexei Kovalev	10/5/93	Boston 4 at NYR 3	Jon Casey	Save
Steve Larmer	1/16/94	NYR 5 at Chicago 1	Ed Belfour	Goal
Tony Amonte	1/27/94	NYR 5 at Los Angeles 4	Kelly Hrudey	Save
Mike Keane	10/24/97	Tampa Bay 3 at NYR 4	Corey Schwab	Goal

## ALL-TIME PENALTY SHOTS

PLAYER	DATE	SCORE	GOALTENDER	RESULT
Kevin Stevens	3/22/98	NYR 4 at Philadelphia 5	Sean Burke	Save
John MacLean	1/10/99	Tampa Bay 2 at NYR 5	Bill Ranford	Goal
Radek Dvorak	3/13/00	Dallas 4 at NYR 3	Manny Fernandez	Save
Manny Malhotra	1/14/02	Columbus 2 at NYR 2	Marc Denis	Save
Pavel Bure	10/19/02	Nashville 2 at NYR 2	Tomas Vokoun	Goal
Pavel Bure	3/13/03	NYR 2 at Ottawa 3	Patrick Lalime	Goal
Jan Hlavac	11/6/03	NYR 3 at Carolina 6	Kevin Weekes	Goal
Matthew Barnaby	2/16/04	Ottawa 4 at NYR 1	Patrick Lalime	Save
Michael Nylander	10/5/05	NYR 5 at Philadelphia 3	Robert Esche	Save
Martin Straka	2/2/06	NYR 5 at Islanders 2	Rick DiPietro	Goal
Jason Ward	3/8/06	NYR 2 at Atlanta 3	Kari Lehtonen	Save
Martin Straka	3/14/06	NYR 3 at Carolina 5	Martin Gerber	Save
Karel Rachunek	12/30/06	Washington 1 at NYR 4	Olaf Kolzig	Save
Jed Ortmeyer	1/13/07	Boston 1 at NYR 3	Tim Thomas	Goal
Brendan Shanahan	1/29/07	NYR 6 at Boston 1	Hannu Toivonen	Goal
Chris Drury	11/8/08	NYR 1 at Washington 3	Brent Johnson	Save
Michal Rozsival	12/17/08	NYR 3 at Los Angeles 2	Jason LaBarbera	Goal
Lauri Korpikoski	3/21/09	Buffalo 3 at NYR 5	Patrick Lalime	Save
Ryan Callahan	12/6/09	Detroit 3 at NYR 1	Jimmy Howard	Save
Sean Avery	2/14/10	Tampa Bay 2 at NYR 5	Mike Smith	Goal
Marian Gaborik	10/11/10	NYR 4 at Islanders 6	Rick DiPietro	Save
Ryan Callahan	10/30/10	NYR 2 at Toronto 0	Jean-Sebastien	Goal
Marian Gaborik	2/11/11	NYR 2 at Atlanta 3	Ondrej Pavelec	Save
Marian Gaborik	1/10/12	Phoenix 1 at NYR 2	Mike Smith	Save
Marian Gaborik	3/14/13	NYR 1 at Winnipeg 3	Ondrej Pavelec	Save
Chris Kreider	11/19/13	Boston 2 at NYR 1	Tuukka Rask	Save
Rick Nash	11/21/13	NYR 3 at Dallas 2	Kari Lehtonen	Save
Derek Stepan	1/26/14	NYR 7 at New Jersey 3	Cory Schneider	Goal
Martin St. Louis	12/13/14	NYR 5 at Vancouver 1	Ryan Miller	Save
Carl Hagelin	2/2/15	Florida 3 at NYR 6	Roberto Luongo	Save
Rick Nash	10/10/15	Columbus 2 at NYR 5	Sergei Bobrovsky	Save
Chris Kreider	11/19/15	NYR 1 at Tampa Bay 2	Ben Bishop	Save
Chris Kreider	11/21/15	NYR 5 at Florida 4	Roberto Luongo	Save
Dan Boyle	12/9/15	NYR 1 at Vancouver 2	Ryan Miller	Goal
Keith Yandle	12/17/15	NYR 2 at Minnesota 5	Devan Dubnyk	Save
Jesper Fast	2/21/16	Detroit 0 at NYR 1	Jimmy Howard	Save
Brady Skjei	12/29/17	NYR 2 at Detroit 3	Jimmy Howard	Save
Jimmy Vesey	1/4/19	NYR 1 at Colorado 6	Philipp Grubauer	Save
Pavel Buchnevich	12/28/19	NYR 5 at Toronto 4	Frederik Andersen	Save
Julien Gauthier	2/22/20	San Jose 2 at NYR 3	Aaron Dell	Save
Pavel Buchnevich	2/18/21	NYR 3 at Philadelphia 2	Carter Hart	Save
Chris Kreider	4/8/21	Pittsburgh 5 at NYR 2	Tristan Jarry	Save

## ALL-TIME PENALTY SHOTS VS. RANGERS

PLAYER, TEAM	DATE	SCORE	GOALTENDER	RESULT
Ebbie Goodfellow, Detroit	11/15/34	NYR 2 at Detroit 8	Percy Jackson	Save
Ebbie Goodfellow, Detroit	11/22/34	Detroit 3 at NYR 4	Andy Aitkenhead	Save
Armand Mondou, Montreal	12/4/34	NYR 3 at Canadiens 5	Andy Aitkenhead	Goal
Charlie Conacher, Toronto	12/11/34	Toronto 8 at NYR 4	Andy Aitkenhead	Goal
Ebbie Goodfellow, Detroit	2/17/35	NYR 5 at Detroit 3	Dave Kerr	Save
Hap Emms, NY Americans	12/16/37	NYR 2 at NY Americans 0	Dave Kerr	Save
Paul Thompson, Chicago	2/1/38	Chicago 1 at NYR 6	Dave Kerr	Save
Sid Abel, Detroit	2/26/42	Detroit 4 at NYR 7	Jim Henry	Goal
Bob Goldham, Toronto	3/7/42	NYR 2 at Toronto 4	Jim Henry	Goal
Bud Poile, Toronto	11/19/42	Toronto 7 at NYR 3	Steve Buzinski	Goal
Ray Getliffe, Montreal	2/20/43	NYR 1 at Canadiens 6	Bill Beveridge	Save
Tod Sloan, Toronto	2/17/51	NYR 0 at Toronto 2	Chuck Rayner	Save
Bernie Geoffrion, Montreal	10/16/52	NYR 1 at Montreal 3	Gump Worsley	Goal
Gordie Howe, Detroit	3/5/53	NYR 1 at Detroit 7	Gump Worsley	Goal
Dallas Smith, Boston	12/21/66	Boston 1 at NYR 5	Ed Giacomin	Save
Johnny Bucyk, Boston	2/4/67	NYR 4 at Boston 3	Ed Giacomin	Goal
Eddie Joyal, Los Angeles	10/31/67	NYR 6 at Los Angeles 1	Ed Giacomin	Save
Norm Ferguson, Oakland	11/24/68	Oakland 2 at NYR 3	Ed Giacomin	Goal
Charlie Burns, Pittsburgh	2/5/69	NYR 2 at Pittsburgh 3	Ed Giacomin	Save
Keith McCreary, Pittsburgh	3/18/70	NYR 2 at Pittsburgh 0	Ed Giacomin	Save
Butch Goring, Los Angeles	2/13/72	Los Angeles 2 at NYR 4	Gilles Villemure	Goal
Stan Mikita, Chicago	3/15/72	NYR 1 at Chicago 3	Ed Giacomin	Save
Ron Schock, Pittsburgh	3/10/73	NYR 5 at Pittsburgh 4	Ed Giacomin	Save
Jacques Lemaire, Montreal	3/31/73	NYR 1 at Montreal 5	Ed Giacomin	Goal
Paul Henderson, Toronto	10/20/73	NYR 2 at Toronto 3	Gilles Villemure	Save
Yvan Cournoyer, Montreal	12/29/73	NYR 1 at Montreal 7	Ed Giacomin	Save
Rolf Edberg, Washington	2/2/80	NYR 6 at Washington 3	Doug Soetaert	Goal
Mike Gartner, Washington	12/10/80	Washington 2 at NYR 6	Wayne Thomas	Goal
Bob MacMillan, Calgary	1/13/81	NYR 4 at Calgary 4	Doug Soetaert	Save
Mike Rogers, Hartford	2/22/81	NYR 5 at Hartford 6	Doug Soetaert	Save
Petr Klima, Detroit	2/17/87	Detroit 2 at NYR 6	John Vanbiesbrouck	Save
Pat Verbeek, New Jersey	3/27/88	NYR 2 at New Jersey 7	John Vanbiesbrouck	Goal
Ray Bourque, Boston	11/11/88	Boston 4 at NYR 4	John Vanbiesbrouck	Save
Kevin Dineen, Hartford	10/19/89	Hartford 3 at NYR 7	Mike Richter	Save
Pelle Eklund, Philadelphia	1/14/90	Philadelphia 3 at NYR 4	Mike Richter	Save
Keith Acton, Philadelphia	3/25/90	Philadelphia 3 at NYR 7	John Vanbiesbrouck	Goal
Troy Murray, Winnipeg	11/27/91	NYR 2 at Winnipeg 3	Mike Richter	Save
Pavel Bure, Vancouver	2/17/92	Vancouver 3 at NYR 3	John Vanbiesbrouck	Save
Steve Konowalchuk,	3/5/95	NYR 2 at Washington 4	Mike Richter	Save
Ken Klee, Washington	3/12/97	Washington 2 at NYR 3	Mike Richter	Save
Doug Weight, Edmonton	10/8/97	NYR 3 at Edmonton 3	Mike Richter	Goal
Marc Bureau, Montreal	3/12/98	NYR 1 at Montreal 4	Mike Richter	Save

## ALL-TIME PENALTY SHOTS VS. RANGERS

PLAYER, TEAM	DATE	SCORE	GOALTENDER	RESULT
Claude Lapointe, NY Islanders	10/22/98	NY Islanders 2 at NYR 3	Mike Richter	Save
Richard Zednik, Washington	11/11/99	NYR 5 at Washington 4	Mike Richter	Save
Randy Robitaille, Nashville	1/31/00	Nashville 1 at NYR 5	Mike Richter	Save
David Legwand, Nashville	12/23/00	Nashville 3 at NYR 2	Kirk McLean	Goal
Colin White, New Jersey	12/19/01	New Jersey 2 at NYR 2	Mike Richter	Save
Patrick Marleau, San Jose	11/11/02	NYR 5 at San Jose 4	Dan Blackburn	Goal
Michal Handzus, Philadelphia	12/5/02	NYR 2 at Philadelphia 3	Dan Blackburn	Goal
Rem Murray, Nashville	1/23/03	NYR 4 at Nashville 2	Mike Dunham	Save
Miroslav Satan, Buffalo	2/15/03	NYR 4 at Buffalo 5	Mike Dunham	Goal
Eric Meloche, Pittsburgh	1/3/04	NYR 4 at Pittsburgh 1	Jussi Markkanen	Save
Zigmund Palffy, Pittsburgh	11/7/05	Pittsburgh 3 at NYR 2	Kevin Weekes	Save
Joe Sakic, Colorado	12/18/05	Colorado 2 at NYR 1	Kevin Weekes	Goal
Jordan Staal, Pittsburgh	11/25/06	NYR 2 at Pittsburgh 1	Henrik Lundqvist	Save
Nils Ekman, Pittsburgh	12/7/06	Pittsburgh 2 at NYR 3	Henrik Lundqvist	Goal
Marian Hossa, Atlanta	1/20/07	Atlanta 3 at NYR 1	Henrik Lundqvist	Save
Dmitry Afanasev, Philadelphia	2/17/07	Philadelphia 5 at NYR 3	Steve Valiquette	Save
Jordan Staal, Pittsburgh	10/23/07	NYR 0 at Pittsburgh 1	Henrik Lundqvist	Save
Vincent Lecavalier, Tampa Bay	10/29/07	Tampa Bay 1 at NYR 3	Henrik Lundqvist	Goal
Sergei Kostitsyn, Montreal	2/3/08	NYR 5 at Montreal 3	Henrik Lundqvist	Goal
Sidney Crosby, Pittsburgh	1/18/09	NYR 0 at Pittsburgh 3	Henrik Lundqvist	Save
Marco Sturm, Boston	1/9/10	NYR 3 at Boston 1	Henrik Lundqvist	Save
Daniel Paille, Boston	3/21/10	NYR 1 at Boston 2	Henrik Lundqvist	Save
Daniel Briere, Philadelphia	1/2/12	NYR 3 at Philadelphia 2	Henrik Lundqvist	Save
Jonathan Toews, Chicago	2/16/12	Chicago 4 at NYR 2	Martin Biron	Goal
Mikhail Grabovski, Washington	12/8/13	Washington 4 at NYR 1	Henrik Lundqvist	Goal
Cal Clutterbuck, NY Islanders	12/20/13	NY Islanders 5 at NYR 3	Henrik Lundqvist	Goal
Tyler Bozak, Toronto	3/5/14	Toronto 3 at NYR 2	Henrik Lundqvist	Goal
Jeff Skinner, Carolina	3/7/14	NYR 4 at Carolina 2	Henrik Lundqvist	Goal
Brian Gionta, Montreal	4/12/14	NYR 0 at Montreal 1	Cam Talbot	Goal
Gustav Nyquist, Detroit	11/5/14	Detroit 3 at NYR 4	Henrik Lundqvist	Save
Tobias Rieder, Arizona	2/14/15	NYR 5 at Arizona 1	Cam Talbot	Save
Reilly Smith, Florida	11/21/15	NYR 5 at Florida 4	Henrik Lundqvist	Save
Brandon Saad, Columbus	2/26/17	Columbus 5 at NYR 2	Henrik Lundqvist	Save
David Perron, Vegas	10/31/17	Vegas 4 at NYR 6	Henrik Lundqvist	Goal
Jeff Skinner, Carolina	12/1/17	Carolina 1 at NYR 5	Henrik Lundqvist	Save
Evgeni Malkin, Pittsburgh	3/14/18	Pittsburgh 3 at NYR 4	Alexandar Georgiev	Save
Evgeny Kuznetsov, Washington	3/28/18	NYR 2 at Washington 3	Henrik Lundqvist	Save
Taylor Hall, New Jersey	4/3/18	NYR 2 at New Jersey 5	Henrik Lundqvist	Goal
Jakub Vrana, Washington	10/18/19	NYR 2 at Washington 5	Henrik Lundqvist	Save
Matt Nieto, Colorado	3/11/20	NYR 2 at Colorado 3	Alexandar Georgiev	Save
Joel Farabee, Philadelphia	4/22/21	Philadelphia 3 at NYR 2	Igor Shesterkin	Save
Frederick Gaudreau, Minnesota	1/28/22	Minnesota 3 at NYR 2	Igor Shesterkin	Save
Jack Hughes, New Jersey	12/12/22	New Jersey 3 at NYR 4 (OT)	Igor Shesterkin	Save



## SCORING LEADERS YEAR-BY-YEAR

YEAR	GOALS	PLAYER	ASSISTS	PLAYER	POINTS	PLAYER
1926-27	33	Bill Cook	15	Frank Boucher	37	Bill Cook
1927-28	23	Frank Boucher	14	Bun Cook	35	Frank Boucher
1928-29	15	Bill Cook	16	Frank Boucher	26	Frank Boucher
1929-30	29	Bill Cook	36	Frank Boucher	62	Frank Boucher
1930-31	30	Bill Cook	27	Frank Boucher	42	Bill Cook
1931-32	33	Bill Cook	24	Frank Boucher	47	Bill Cook
1932-33	28	Bill Cook	28	Frank Boucher	50	Bill Cook
1933-34	18	Bun Cook	30	Frank Boucher	44	Frank Boucher
1934-35	25	Cecil Dillon	32	Frank Boucher	45	Frank Boucher
1935-36	18	Cecil Dillon	18	Frank Boucher	32	Cecil Dillon
1936-37	22	Butch Keeling	18	Neil Colville	31	Cecil Dillon
1937-38	21	Cecil Dillon	25	Phil Watson	39	Cecil Dillon
1938-39	24	Alex Shibicky	23	Ott Heller	41	Clint Smith
1939-40	24	Bryan Hextall	28	Phil Watson	40	Bryan Hextall
1940-41	26	Bryan Hextall	28	Neil Colville	47	Bryan Hextall
1941-42	32	Lynn Patrick	37	Phil Watson	56	Bryan Hextall
1942-43	27	Bryan Hextall	39	Lynn Patrick	61	Lynn Patrick
1943-44	21	Bryan Hextall	33	Bryan Hextall	54	Bryan Hextall
1944-45	24	Ab DeMarco, Sr.	30	Ab DeMarco, Sr.	54	Ab DeMarco, Sr.
1945-46	20	Ab DeMarco, Sr.	27	Ab DeMarco, Sr.	47	Ab DeMarco, Sr.
1946-47	27	Tony Leswick	25	Edgar Laprade	41	Tony Leswick
1947-48	24	Buddy O'Connor	36	Buddy O'Connor	60	Buddy O'Connor
	24	Tony Leswick				
1948-49	18	Edgar Laprade	24	Buddy O'Connor	35	Buddy O'Connor
1949-50	22	Edgar Laprade	25	Tony Leswick	44	Edgar Laprade
			25	Don Raleigh	44	Tony Leswick
1950-51	20	Nick Mickoski	24	Don Raleigh	39	Don Raleigh
					39	Reg Sinclair
1951-52	26	Wally Hergesheimer	42	Don Raleigh	61	Don Raleigh
1952-53	30	Wally Hergesheimer	38	Paul Ronty	59	Wally Hergesheimer
1953-54	27	Wally Hergesheimer	33	Paul Ronty	46	Paul Ronty
1954-55	29	Danny Lewicki	32	Don Raleigh	53	Danny Lewicki
1955-56	24	Dean Prentice	47	Andy Bathgate	66	Andy Bathgate
	24	Andy Heberton				
1956-57	27	Andy Bathgate	50	Andy Bathgate	77	Andy Bathgate
1957-58	32	Camille Henry	48	Andy Bathgate	78	Andy Bathgate
1958-59	40	Andy Bathgate	48	Andy Bathgate	88	Andy Bathgate
1959-60	32	Dean Prentice	48	Andy Bathgate	74	Andy Bathgate
1960-61	29	Andy Bathgate	48	Andy Bathgate	77	Andy Bathgate
1961-62	28	Andy Bathgate	56	Andy Bathgate	84	Andy Bathgate
1962-63	37	Camille Henry	46	Andy Bathgate	81	Andy Bathgate
1963-64	29	Camille Henry	43	Andy Bathgate	65	Phil Goyette
1964-65	25	Rod Gilbert	36	Rod Gilbert	61	Rod Gilbert
1965-66	29	Bob Nevin	33	Bob Nevin	62	Bob Nevin
1966-67	28	Rod Gilbert	49	Phil Goyette	61	Phil Goyette
1967-68	32	Jean Ratelle	48	Rod Gilbert	78	Jean Ratelle
1968-69	32	Jean Ratelle	49	Rod Gilbert	78	Jean Ratelle
1969-70	33	Dave Balon	50	Walt Tkaczuk	77	Walt Tkaczuk
1970-71	36	Dave Balon	49	Walt Tkaczuk	75	Walt Tkaczuk
1971-72	50	Vic Hadfield	63	Jean Ratelle	109	Jean Ratelle
1972-73	41	Jean Ratelle	59	Rod Gilbert	94	Jean Ratelle
1973-74	36	Rod Gilbert	57	Brad Park	82	Brad Park
1974-75	41	Steve Vickers	61	Rod Gilbert	97	Rod Gilbert
1975-76	36	Rod Gilbert	53	Steve Vickers	86	Rod Gilbert

## SCORING LEADERS YEAR-BY-YEAR

YEAR	GOALS	PLAYER	ASSISTS	PLAYER	POINTS	PLAYER
1976-77	34	Phil Esposito	48	Rod Gilbert	80	Phil Esposito
1977-78	40	Pat Hickey	48	Ron Greschner	81	Phil Esposito
1978-79	42	Phil Esposito	45	Anders Hedberg	78	Phil Esposito
					78	Anders Hedberg
1979-80	34	Phil Esposito	48	Don Maloney	78	Phil Esposito
1980-81	30	Anders Hedberg	41	Ron Greschner	70	Anders Hedberg
	30	Eddie Johnstone				
1981-82	40	Ron Duguay	65	Mike Rogers	103	Mike Rogers
1982-83	37	Mark Pavelich	53	Reijo Ruotsalainen	76	Mike Rogers
1983-84	48	Pierre Larouche	53	Mark Pavelich	82	Mark Pavelich
1984-85	29	Tomas Sandstrom	45	Reijo Ruotsalainen	73	Reijo Ruotsalainen
1985-86	25	Tomas Sandstrom	43	Mike Ridley	65	Mike Ridley
1986-87	40	Walt Poddubny	47	Walt Poddubny	87	Walt Poddubny
	40	Tomas Sandstrom				
1987-88	38	Walt Poddubny	55	Kelly Kisio	88	Walt Poddubny
1988-89	36	Tony Granato	56	Tomas Sandstrom	88	Tomas Sandstrom
1989-90	43	John Ogradnick	45	Brian Leetch	74	John Ogradnick
1990-91	49	Mike Gartner	72	Brian Leetch	88	Brian Leetch
1991-92	40	Mike Gartner	80	Brian Leetch	107	Mark Messier
1992-93	45	Mike Gartner	66	Mark Messier	91	Mark Messier
1993-94	52	Adam Graves	77	Sergei Zubov	89	Sergei Zubov
1994-95	17	Adam Graves	39	Mark Messier	53	Mark Messier
1995-96	47	Mark Messier	70	Brian Leetch	99	Mark Messier
1996-97	36	Mark Messier	72	Wayne Gretzky	97	Wayne Gretzky
1997-98	23	Adam Graves	67	Wayne Gretzky	90	Wayne Gretzky
	23	Wayne Gretzky				
	23	Alex Kovalev				
	23	Pat LaFontaine				
1998-99	38	Adam Graves	53	Wayne Gretzky	62	Wayne Gretzky
1999-00	26	Mike York	49	Theoren Fleury	68	Petr Nedved
2000-01	32	Petr Nedved	58	Brian Leetch	79	Brian Leetch
2001-02	37	Eric Lindros	45	Brian Leetch	73	Eric Lindros
2002-03	27	Petr Nedved	37	Tom Poti	58	Petr Nedved
2003-04	25	Bobby Holik	31	Bobby Holik	56	Bobby Holik
2005-06	54	Jaromir Jagr	69	Jaromir Jagr	123	Jaromir Jagr
2006-07	30	Jaromir Jagr	66	Jaromir Jagr	96	Jaromir Jagr
2007-08	25	Chris Drury	54	Scott Gomez	71	Jaromir Jagr
	25	Jaromir Jagr				
2008-09	24	Markus Naslund	42	Scott Gomez	58	Scott Gomez
						Nikolai Zherdev
2009-10	42	Marian Gaborik	44	Marian Gaborik	86	Marian Gaborik
2010-11	24	Brandon Dubinsky	30	Brandon Dubinsky	54	Brandon Dubinsky
2011-12	41	Marian Gaborik	41	Brad Richards	76	Marian Gaborik
2012-13	21	Rick Nash	26	Derek Stepan	44	Derek Stepan
2013-14	26	Rick Nash	40	Derek Stepan	59	Mats Zuccarello
			40	Mats Zuccarello		
2014-15	42	Rick Nash	41	Derick Brassard	69	Rick Nash
2015-16	27	Derick Brassard	42	Keith Yandle	61	Mats Zuccarello
2016-17	28	Chris Kreider	44	Mats Zuccarello	59	Mats Zuccarello
2017-18	27	Mika Zibanejad	37	Mats Zuccarello	53	Mats Zuccarello
2018-19	30	Mika Zibanejad	44	Mika Zibanejad	74	Mika Zibanejad
2019-20	41	Mika Zibanejad	63	Artemi Panarin	95	Artemi Panarin
2020-21	24	Mika Zibanejad	42	Adam Fox	58	Artemi Panarin
2021-22	52	Chris Kreider	74	Artemi Panarin	96	Artemi Panarin
2022-23	39	Mika Zibanejad	63	Artemi Panarin	92	Artemi Panarin

LONGEST GOAL STREAKS YEAR-BY-YEAR (SINCE 1950)

YEAR	PLAYER	GAMES	DATE	TOTALS
1950-51	Nick Mickoski	3	Dec. 17 to Dec. 24, 1950	(6 goals)
	Tony Leswick	3	Jan. 13 to Jan. 17, 1951	(3 goals)
1951-52	Camille Henry	3	Nov. 4 to Nov. 11, 1951	(4 goals)
	Camille Henry	3	Dec. 9 to Dec. 12, 1951	(3 goals)
	Don Raleigh	3	Dec. 20 to Dec. 25, 1951	(3 goals)
1952-53	Nick Mickoski	4	Dec. 28 to Jan. 7, 1953	(4 goals)
1953-54	Wally Hergesheimer	3	Jan. 17 to Jan. 23, 1954	(4 goals)
1954-55	Danny Lewicki	3	Nov. 13 to Nov. 17, 1954	(5 goals)
	Dean Prentice	3	Dec. 25 to Dec. 30, 1954	(5 goals)
1955-56	Andy Bathgate	5	Nov. 27 to Dec. 7, 1955	(6 goals)
1956-57	Andy Hebenton	3	Jan. 9 to Jan. 12, 1957	(5 goals)
	Andy Bathgate	3	Nov. 28 to Dec. 2, 1956	(4 goals)
	Camille Henry	3	Feb. 7 to Feb. 10, 1957	(3 goals)
	Camille Henry	3	Feb. 14 to Feb. 20, 1957	(3 goals)
	Red Sullivan	3	Nov. 14 to Nov. 18, 1956	(3 goals)
1957-58	Andy Bathgate	4	Feb. 23 to Mar. 2, 1958	(6 goals)
1958-59	Andy Bathgate	7	Nov. 8 to Nov. 23, 1958	(9 goals)
1959-60	Andy Bathgate	4	Nov. 18 to Nov. 26, 1959	(6 goals)
	Dean Prentice	4	Nov. 28 to Dec. 5, 1959	(6 goals)
	Andy Hebenton	4	Dec. 27 to Jan. 3, 1960	(4 goals)
1960-61	Andy Hebenton	4	Jan. 8 to Jan. 15, 1961	(4 goals)
	Camille Henry	4	Nov. 13 to Nov. 23, 1960	(4 goals)
1961-62	Johnny Wilson	4	Feb. 15 to Feb. 21, 1962	(5 goals)
1962-63	Andy Bathgate	10*	Dec. 15 to Jan. 5, 1963	(11 goals)
1963-64	Rod Gilbert	7	Jan. 9 to Jan. 23, 1964	(7 goals)
1964-65	Rod Gilbert	4	Dec. 29 to Jan. 6, 1965	(4 goals)
1965-66	Jean Ratelle	3	Jan. 1 to Jan. 8, 1966	(4 goals)
	Don Marshall	3	Nov. 20 to Nov. 24, 1965	(3 goals)
	Don Marshall	3	Jan. 26 to Jan. 30, 1966	(3 goals)
	Rod Gilbert	3	Oct. 30 to Nov. 6, 1965	(3 goals)
	Rod Seiling	3	Nov. 13 to Nov. 17, 1965	(3 goals)
	Vic Hadfield	3	Jan. 30 to Feb. 5, 1966	(3 goals)
	Reg Fleming	3	Feb. 20 to Feb. 26, 1966	(3 goals)
	Rod Gilbert	5	Dec. 7 to Dec. 17, 1966	(7 goals)
	Jean Ratelle	3	Feb. 11 to Feb. 18, 1968	(5 goals)
	Jean Ratelle	3	Feb. 24 to Feb. 29, 1968	(4 goals)
1966-67	Vic Hadfield	3	Oct. 21 to Oct. 25, 1967	(4 goals)
	Vic Hadfield	3	Mar. 2 to Mar. 6, 1968	(4 goals)
	Vic Hadfield	3	Dec. 30 to Jan. 3, 1968	(3 goals)
1967-68	Phil Goyette	3	Oct. 18 to Oct. 22, 1967	(4 goals)
	Phil Goyette	3	Jan. 13 to Jan. 19, 1968	(3 goals)
	Rod Gilbert	3	Dec. 31 to Jan. 6, 1968	(3 goals)
	Rod Gilbert	3	Feb. 4 to Feb. 11, 1968	(3 goals)
	Bob Nevin	3	Nov. 29 to Dec. 3, 1967	(3 goals)
	Reg Fleming	5	Dec. 21 to Dec. 28, 1968	(5 goals)
	Dave Balon	5	Feb. 1 to Feb. 13, 1970	(7 goals)
	Bruce MacGregor	5	Feb. 27 to Mar. 6, 1971	(6 goals)
	Rod Gilbert	5	Jan. 31 to Feb. 9, 1971	(5 goals)
	Jean Ratelle	8	Feb. 12 to Feb. 23, 1972	(12 goals)
1972-73	Jean Ratelle	8	Feb. 15 to Mar. 4, 1973	(10 goals)
1973-74	Rod Gilbert	5	Dec. 16 to Dec. 26, 1973	(5 goals)
1974-75	Steve Vickers	4	Mar. 19 to Mar. 23, 1975	(6 goals)
	Jean Ratelle	4	Jan. 23 to Jan. 28, 1975	(4 goals)
1975-76	Rod Gilbert	7	Jan. 25 to Feb. 7, 1976	(12 goals)
1976-77	Rod Gilbert	3	Nov. 22 to Nov. 27, 1976	(4 goals)
	Phil Esposito	3	Oct. 13 to Oct. 17, 1976	(3 goals)
1977-78	Phil Esposito	5	Mar. 22 to Mar. 29, 1978	(8 goals)
1978-79	Ron Duguay	6	Jan. 24 to Feb. 3, 1979	(7 goals)
1979-80	Phil Esposito	5	Jan. 22 to Feb. 2, 1980	(6 goals)
1980-81	Ron Greschner	5	Oct. 25 to Nov. 1, 1980	(5 goals)
1981-82	Ed Johnstone	7	Mar. 4 to Mar. 28, 1982	(8 goals)
1982-83	Don Maloney	4	Jan. 3 to Jan. 9, 1983	(5 goals)
	Anders Hedberg	4	Oct. 20 to Oct. 27, 1982	(4 goals)
	Mark Pavelich	4	Oct. 24 to Oct. 31, 1982	(4 goals)
	Don Maloney	4	Nov. 10 to Nov. 17, 1982	(4 goals)
1983-84	Pierre Larouche	5	Dec. 12 to Dec. 30, 1983	(7 goals)
	Anders Hedberg	5	Mar. 22 to Mar. 31, 1984	(5 goals)
	Don Maloney	5	Nov. 13 to Nov. 23, 1983	(5 goals)
1984-85	Tomas Sandstrom	5	Dec. 30 to Jan. 9, 1985	(6 goals)
1985-86	Pierre Larouche	7	Feb. 5 to Feb. 24, 1986	(10 goals)
1986-87	Tomas Sandstrom	5	Jan. 14 to Jan. 26, 1987	(8 goals)
1987-88	Walt Poddubny	5	Dec. 20 to Dec. 29, 1987	(7 goals)
	Ulf Dahlen	5	Dec. 31 to Jan. 8, 1988	(6 goals)

\*Denotes Rangers all-time leader

# LONGEST GOAL STREAKS YEAR-BY-YEAR (SINCE 1950)

YEAR	PLAYER	GAMES	DATE	TOTALS
1988-89	Tony Granato	6	Jan. 9 to Jan. 21, 1989	(10 goals)
1989-90	Mike Gartner	7	Mar. 12 to Mar. 27, 1990	(8 goals)
1990-91	Mike Gartner	7	Jan. 30 to Feb. 13, 1991	(7 goals)
1991-92	Sergei Nemchinov	6	Dec. 2 to Dec. 14, 1991	(6 goals)
1992-93	Mike Gartner	6	Jan. 2 to Jan. 13, 1993	(9 goals)
	Darren Turcotte	6	Nov. 30 to Dec. 11, 1992	(7 goals)
	Darren Turcotte	6	Oct. 31 to Nov. 11, 1992	(7 goals)
1993-94	Adam Graves	4	Oct. 11 to Oct. 16, 1993	(4 goals)
	Adam Graves	4	Nov. 3 to Nov. 10, 1993	(4 goals)
	Adam Graves	4	Nov. 16 to Nov. 24, 1993	(4 goals)
	Alex Kovalev	4	Mar. 27 to Apr. 2, 1994	(4 goals)
	Mark Messier	4	Oct. 7 to Oct. 13, 1993	(4 goals)
	Mark Messier	4	Jan. 25 to Jan. 31, 1994	(6 goals)
1994-95	Sergei Zubov	5	Apr. 16 to Apr. 24, 1995	(5 goals)
1995-96	Mark Messier	5	Nov. 3 to Nov. 11, 1995	(7 goals)
	Pat Verbeek	5	Jan. 5 to Jan. 22, 1996	(8 goals)
1996-97	Daniel Goneau	5	Oct. 12 to Oct. 20, 1996	(5 goals)
1997-98	Alex Kovalev	4	Mar. 25 to Mar. 30, 1998	(5 goals)
	Wayne Gretzky	4	Mar. 4 to Mar. 11, 1998	(5 goals)
1998-99	Adam Graves	3	Feb. 28 to Mar. 4, 1999	(4 goals)
	Brian Leetch	3	Feb. 4 to Feb. 12, 1999	(3 goals)
	Adam Graves	3	Dec. 14 to Dec. 19, 1998	(3 goals)
	Wayne Gretzky	3	Nov. 29 to Dec. 2, 1998	(3 goals)
	Brian Leetch	3	Nov. 27 to Dec. 1, 1998	(3 goals)
1999-00	John MacLean	3	Jan. 16 to Jan. 20, 2000	(5 goals)
	Mike York	3	Nov. 7 to Nov. 11, 1999	(4 goals)
	Valeri Kamensky	3	Jan. 15 to Jan. 18, 2000	(3 goals)
2000-01	Radek Dvorak	4	Feb. 12 to Feb. 23, 2001	(4 goals)
	Petr Nedved	4	Jan. 29 to Feb. 9, 2001	(6 goals)
	Theoren Fleury	4	Oct. 29 to Nov. 4, 2000	(6 goals)
	Theoren Fleury	4	Oct. 14 to Oct. 22, 2000	(5 goals)
2001-02	Eric Lindros	4	Apr. 4 to Apr. 10, 2002	(4 goals)
	Eric Lindros	4	Nov. 2 to Nov. 8, 2001	(4 goals)
	Theoren Fleury	4	Nov. 3 to Nov. 10, 2001	(4 goals)
	Pavel Bure	4	Mar. 27 to Apr. 1, 2002	(6 goals)
2002-03	Eric Lindros	4	Dec. 3 to Dec. 8, 2002	(4 goals)
2003-04	Jaromir Jagr	4	Feb. 19 to Feb. 26, 2004	(5 goals)
2005-06	Jaromir Jagr	6	Feb. 2 to Mar. 2, 2006	(9 goals)
	Petr Prucha	6	Dec. 3 to Dec. 13, 2005	(9 goals)
2006-07	Martin Straka	4	Nov. 25 to Dec. 1, 2006	(5 goals)
	Brendan Shanahan	4	Oct. 28 to Nov. 2, 2006	(4 goals)
	Brendan Shanahan	4	Oct. 10 to Oct. 16, 2006	(4 goals)
2007-08	Chris Drury	4	Jan. 31 to Feb. 5, 2008	(5 goals)
	Jaromir Jagr	4	Mar. 31 to Apr. 6, 2008	(5 goals)
2008-09	Nik Antropov	3	Mar. 14 to Mar. 17, 2009	(3 goals)
	Sean Avery	3	Mar. 12 to Mar. 15, 2009	(4 goals)
	Scott Gomez	3	Feb. 28 to Mar. 8, 2009	(3 goals)
	Nikolai Zherdev	3	Feb. 28 to Mar. 8, 2009	(3 goals)
	Markus Naslund	3	Feb. 26 to Mar. 5, 2009	(3 goals)
2009-10	Marian Gaborik	4	Oct. 22 to Nov. 9, 2009	(5 goals)
	Marian Gaborik	4	Nov. 17 to Nov. 25, 2009	(6 goals)
2010-11	Ryan Callahan	4	Oct. 24 to Oct. 30, 2010	(4 goals)
	Derek Stepan	4	Dec. 16 to Dec. 27, 2010	(4 goals)
2011-12	Marian Gaborik	5	Dec. 17 to Dec. 26, 2011	(7 goals)
2012-13	Rick Nash	5	Feb. 28 to Mar. 8, 2013	(6 goals)
2013-14	Rick Nash	5	Jan. 18 to Jan. 26, 2014	(7 goals)
2014-15	Rick Nash	4	Oct. 9 to Oct. 14, 2014	(6 goals)
	Rick Nash	4	Nov. 19 to Nov. 28, 2014	(4 goals)
	Rick Nash	4	Jan. 31 to Feb. 7, 2015	(5 goals)
2015-16	Rick Nash	4	Nov. 21 to Nov. 27, 2015	(6 goals)
2016-17	Kevin Hayes	4	Nov. 1 to Nov. 6, 2016	(4 goals)
	Pavel Buchnevich	4	Nov. 5 to Nov. 12, 2016	(4 goals)
	Rick Nash	4	Mar. 21 to Mar. 26, 2017	(4 goals)
2017-18	Mika Zibanejad	5	Mar. 14 to Mar. 24, 2018	(7 goals)
2018-19	Filip Chytil	5	Nov. 12 to Nov. 21, 2018	(5 goals)
2019-20	Mika Zibanejad	6	Feb. 16 to Feb. 27, 2020	(6 goals)
	Mika Zibanejad	6	Mar. 1 to Mar. 11, 2020	(11 goals)
2020-21	Artemi Panarin	3	Jan. 28 to Feb. 1, 2021	(3 goals)
	Chris Kreider	3	Feb. 20 to Feb. 26, 2021	(5 goals)
	Artemi Panarin	3	Mar. 15 to Mar. 19, 2021	(3 goals)
	Colin Blackwell	3	Apr. 6 to Apr. 9, 2021	(3 goals)
	Artemi Panarin	3	Apr. 13 to Apr. 17, 2021	(4 goals)
2021-22	Chris Kreider	6	Jan.13 to Jan. 24, 2022	(9 goals)
2022-23	Mika Zibanejad	6	Feb. 6 to Feb. 17, 2023	(8 goals)

\*Denotes Rangers all-time leader

## LONGEST ASSIST STREAKS YEAR-BY-YEAR (SINCE 1950)

YEAR	PLAYER	GAMES	DATE	TOTALS
1950-51	Reg Sinclair	5	Feb. 2 to Mar. 7, 1951	(7 assists)
1951-52	Don Raleigh	4	Dec. 1 to Dec. 9, 1951	(7 assists)
	Steve Kraftcheck	4	Jan. 13 to Jan. 20, 1952	(4 assists)
1952-53	Wally Hergesheimer	3	Dec. 17 to Dec. 20, 1952	(5 assists)
	Don Raleigh	3	Feb. 1 to Feb. 8, 1953	(4 assists)
	Hy Buller	3	Oct. 19 to Oct. 26, 1952	(3 assists)
	Hy Buller	3	Mar. 5 to Mar. 8, 1953	(3 assists)
	Wally Hergesheimer	3	Oct. 16 to Oct. 19, 1952	(3 assists)
	Paul Ronty	3	Mar. 14 to Mar. 18, 1953	(3 assists)
	Neil Strain	3	Dec. 14 to Dec. 18, 1952	(3 assists)
1953-54	Paul Ronty	5	Feb. 14 to Feb. 24, 1954	(6 assists)
1954-55	Don Raleigh	6	Feb. 5 to Feb. 16, 1955	(7 assists)
1955-56	Andy Bathgate	7	Dec. 25 to Jan. 11, 1956	(10 assists)
1956-57	Andy Bathgate	5	Feb. 10 to Feb. 20, 1957	(6 assists)
	Camille Henry	5	Feb. 7 to Feb. 16, 1957	(6 assists)
	Camille Henry	5	Feb. 20 to Mar. 2, 1957	(5 assists)
1957-58	Andy Bathgate	6	Feb. 14 to Feb. 26, 1958	(8 assists)
1958-59	Andy Bathgate	6	Jan. 14 to Jan. 28, 1959	(7 assists)
1959-60	Andy Heberton	4	Oct. 24 to Nov. 1, 1959	(4 assists)
	Andy Bathgate	4	Dec. 5 to Dec. 13, 1959	(4 assists)
1960-61	Earl Ingarfield	7	Jan. 22 to Feb. 5, 1961	(8 assists)
1961-62	Andy Bathgate	6	Oct. 11 to Oct. 19, 1961	(8 assists)
	Andy Bathgate	6	Jan. 3 to Jan. 17, 1962	(7 assists)
1962-63	Dean Prentice	5	Dec. 12 to Dec. 31, 1962	(6 assists)
	Andy Bathgate	5	Feb. 12 to Feb. 23, 1963	(5 assists)
1963-64	Phil Goyette	6	Jan. 15 to Jan. 25, 1964	(6 assists)
1964-65	Rod Gilbert	7	Mar. 14 to Mar. 28, 1965	(10 assists)
1965-66	Phil Goyette	5	Nov. 17 to Nov. 25, 1965	(7 assists)
1966-67	Earl Ingarfield	5	Nov. 20 to Nov. 30, 1966	(6 assists)
	Phil Goyette	5	Feb. 8 to Feb. 26, 1967	(5 assists)
1967-68	Rod Gilbert	6	Feb. 4 to Feb. 17, 1968	(10 assists)
	Rod Gilbert	6	Feb. 24 to Mar. 6, 1968	(7 assists)
1968-69	Rod Gilbert	10	Mar. 5 to Mar. 26, 1969	(14 assists)
1969-70	Rod Gilbert	8	Nov. 22 to Dec. 10, 1969	(10 assists)
1970-71	Walt Tkaczuk	7	Dec. 19 to Dec. 29, 1970	(9 assists)
1971-72	Jean Ratelle	7	Nov. 28 to Dec. 12, 1971	(14 assists)
	Rod Gilbert	7	Feb. 13 to Feb. 23, 1972	(10 assists)
	Vic Hadfield	7	Oct. 31 to Nov. 14, 1971	(9 assists)
1972-73	Jean Ratelle	9	Oct. 25 to Nov. 8, 1972	(10 assists)
1973-74	Rod Gilbert	5	Dec. 1 to Dec. 9, 1973	(6 assists)
1974-75	Rod Gilbert	7	Nov. 27 to Dec. 12, 1974	(8 assists)
1975-76	Rod Gilbert	6	Oct. 8 to Oct. 19, 1975	(8 assists)
1976-77	Rod Gilbert	7	Nov. 28 to Dec. 8, 1976	(10 assists)
1977-78	Carol Vadnais	4	Oct. 25 to Oct. 30, 1977	(4 assists)
	Walt Tkaczuk	4	Mar. 8 to Mar. 18, 1978	(4 assists)
1978-79	Steve Vickers	8	Nov. 22 to Dec. 9, 1978	(9 assists)
1979-80	Don Maloney	7	Dec. 3 to Dec. 15, 1979	(6 assists)
1980-81	Tom Laidlaw	5	Feb. 19 to Feb. 28, 1981	(7 assists)
	Steve Vickers	5	Dec. 3 to Dec. 12, 1980	(5 assists)
1981-82	Don Maloney	8	Mar. 8 to Mar. 24, 1982	(12 assists)
	Mike Rogers	8	Mar. 4 to Mar. 20, 1982	(10 assists)

\*Denotes Rangers all-time leader

## LONGEST ASSIST STREAKS YEAR-BY-YEAR (SINCE 1950)

YEAR	PLAYER	GAMES	DATE	TOTALS
1982-83	Dave Maloney	7	Nov. 11 to Dec. 12, 1982	(8 assists)
1983-84	Mikko Leinonen	6	Feb. 11 to Feb. 25, 1984	(7 assists)
1984-85	Tomas Sandstrom	5	Dec. 30 to Jan. 9, 1985	(6 assists)
1985-86	Mike Ridley	7	Feb. 8 to Feb. 25, 1986	(11 assists)
	Reijo Ruotsalainen	7	Oct. 25 to Mar. 9, 1985	(9 assists)
1986-87	Pierre Larouche	5	Feb. 7 to Feb. 19, 1987	(7 assists)
	Curt Giles	5	Dec. 21 to Dec. 30, 1986	(6 assists)
1987-88	Kelly Kisio	6	Jan. 19 to Feb. 4, 1988	(8 assists)
	Walt Poddubny	6	Feb. 29 to Mar. 12, 1988	(8 assists)
	Brian Leetch	6	Mar. 22 to Apr. 1, 1988	(7 assists)
1988-89	Brian Leetch	7	Feb. 17 to Mar. 1, 1989	(11 assists)
	Carey Wilson	7	Jan. 9 to Jan. 23, 1989	(9 assists)
1989-90	Brian Mullen	6	Feb. 21 to Mar. 3, 1990	(10 assists)
1990-91	Darren Turcotte	9	Oct. 8 to Oct. 25, 1990	(11 assists)
1991-92	Brian Leetch	15*	Nov. 29 to Dec. 31, 1991	(23 assists)
1992-93	Mark Messier	8	Feb. 12 to Feb. 27, 1993	(11 assists)
1993-94	Brian Leetch	5	Nov. 14 to Nov. 24, 1993	(7 assists)
	Sergei Zubov	5	Oct. 22 to Oct. 31, 1993	(8 assists)
	Sergei Zubov	5	Jan. 14 to Jan. 27, 1994	(8 assists)
1994-95	Mark Messier	8	Apr. 12 to Apr. 26, 1995	(19 assists)
1995-96	Brian Leetch	9	Jan. 3 to Jan. 31, 1996	(9 assists)
1996-97	Brian Leetch	7	Nov. 16 to Dec. 1, 1996	(8 assists)
1997-98	Wayne Gretzky	8	Jan. 20 to Feb. 4, 1998	(9 assists)
1998-99	Wayne Gretzky	6	Nov. 7 to Nov. 19, 1998	(8 assists)
1999-00	Theoren Fleury	8	Nov. 7 to Nov. 26, 1999	(10 assists)
2000-01	Theoren Fleury	7	Dec. 9 to Dec. 23, 2000	(8 assists)
2001-02	Brian Leetch	6	Dec. 15 to Dec. 28, 2001	(8 assists)
	Theoren Fleury	6	Nov. 3 to Nov. 14, 2001	(6 assists)
2002-03	Tom Poti	4	Oct. 21 to Oct. 26, 2002	(4 assists)
	Matthew Barnaby	4	Dec. 29 to Jan. 6, 2003	(4 assists)
2003-04	Alex Kovalev	6	Nov. 18 to Nov. 28, 2003	(8 assists)
2005-06	Michael Nylander	7	Mar. 22 to Apr. 4, 2006	(10 assists)
2006-07	Martin Straka	7	Nov. 28 to Dec. 12, 2006	(9 assists)
2007-08	Scott Gomez	7	Nov. 5 to Nov. 17, 2007	(9 assists)
2008-09	Nikolai Zherdev	4	Nov. 22 to Nov. 28, 2008	(4 assists)
	Aaron Voros	4	Oct. 5 to Oct. 13, 2008	(4 assists)
2009-10	Vinny Prospal	6	Oct. 5 to Oct. 17, 2009	(8 assists)
2010-11	Ryan Callahan	5	Oct. 21 to Oct. 29, 2010	(5 assists)
	Vinny Prospal	5	Mar. 6 to Mar. 18, 2011	(6 assists)
2011-12	Brad Richards	5	Nov. 29 to Dec. 8, 2011	(6 assists)
2012-13	Rick Nash	6	Feb. 10 to Feb. 17, 2013	(6 assists)
2013-14	Derek Stepan	6	Feb. 27 to Mar. 9, 2014	(8 assists)
2014-15	Derick Brassard	6	Feb. 10 to Feb. 20, 2015	(8 assists)
2015-16	Keith Yandle	5	Feb. 10 to Feb. 18, 2016	(5 assists)
2016-17	Ryan McDonagh	8	Oct. 17 to Nov. 1, 2016	(9 assists)
2017-18	Neal Pionk	7	Mar. 10 to Mar. 24, 2018	(9 assists)
2018-19	Tony DeAngelo	8	Feb. 12 to Feb. 27, 2019	(9 assists)
2019-20	Artemi Panarin	6	Nov. 6 to Nov. 16, 2019	(8 assists)
	Artemi Panarin	6	Feb. 21 to Mar. 1, 2020	(9 assists)
2020-21	Ryan Strome	10	Mar. 15 to Apr. 1, 2021	(14 assists)
2021-22	Adam Fox	7	Jan. 13 to Jan. 27, 2022	(9 assists)
	Adam Fox	7	Nov. 21 to Dec. 7, 2021	(10 assists)
	Ryan Strome	7	Nov. 13 to Nov. 26, 2021	(8 assists)
2022-23	Artemi Panarin	6	Feb. 6 to Feb. 18, 2023	(9 assists)

\*Denotes Rangers all-time leader

LONGEST POINT STREAKS YEAR-BY-YEAR (SINCE 1950)

YEAR	PLAYER	GAMES	DATE	TOTALS
1950-51	Jack McLeod	6	Nov. 5 to Nov. 18, 1950	(3 goals and 4 assists)
	Buddy O'Connor	6	Feb. 1 to Feb. 15, 1951	(3 goals and 4 assists)
1951-52	Hy Buller	6	Jan. 9 to Jan. 20, 1952	(4 goals and 3 assists)
1952-53	Wally Hergesheimer	9	Dec. 7 to Dec. 28, 1952	(3 goals and 9 assists)
1953-54	Paul Ronty	5	Feb. 14 to Feb. 24, 1954	(1 goal and 6 assists)
1954-55	Danny Lewicki	6	Feb. 5 to Feb. 16, 1955	(4 goals and 5 assists)
	Don Raleigh	6	Feb. 5 to Feb. 16, 1955	(2 goals and 7 assists)
	Dean Prentice	6	Nov. 27 to Dec. 8, 1954	(2 goals and 5 assists)
1955-56	Dave Creighton	8	Oct. 7 to Oct. 26, 1955	(4 goals and 8 assists)
1956-57	Camille Henry	11	Feb. 7 to Mar. 2, 1957	(8 goals and 12 assists)
1957-58	Andy Bathgate	8	Feb. 14 to Mar. 2, 1958	(8 goals and 9 assists)
1958-59	Andy Bathgate	12	Jan. 10 to Feb. 7, 1959	(8 goals and 11 assists)
1959-60	Dean Prentice	8	Mar. 6 to Mar. 20, 1960	(6 goals and 6 assists)
1960-61	Red Sullivan	8	Jan. 4 to Feb. 18, 1961	(4 goals and 4 assists)
1961-62	Dean Prentice	9	Jan. 31 to Feb. 15, 1962	(5 goals and 7 assists)
1962-63	Andy Bathgate	13	Dec. 9 to Jan. 5, 1963	(12 goals and 6 assists)
1963-64	Rod Gilbert	11	Dec. 29 to Jan. 23, 1964	(8 goals and 7 assists)
1964-65	Rod Gilbert	7	Mar. 14 to Mar. 28, 1965	(2 goals and 10 assists)
1965-66	Don Marshall	7	Feb. 19 to Mar. 3, 1966	(5 goals and 5 assists)
1966-67	Earl Ingarfield	6	Nov. 19 to Nov. 30, 1966	(2 goals and 6 assists)
1967-68	Rod Gilbert	10	Dec. 25 to Jan. 17, 1968	(6 goals and 11 assists)
1968-69	Rod Gilbert	13	Nov. 8 to Dec. 5, 1968	(5 goals and 12 assists)
	Jean Ratelle	13	Mar. 5 to Mar. 30, 1969	(12 goals and 10 assists)
1969-70	Walt Tkaczuk	13	Dec. 28 to Jan. 28, 1978	(9 goals and 12 assists)
1970-71	Rod Gilbert	10	Jan. 20 to Feb. 9, 1971	(9 goals and 3 assists)
1971-72	Jean Ratelle	13	Feb. 3 to Feb. 27, 1972	(16 goals and 12 assists)
1972-73	Rod Gilbert	14	Oct. 7 to Nov. 8, 1972	(11 goals and 12 assists)
1973-74	Rod Gilbert	5	Dec. 1 to Dec. 9, 1973	(5 goals and 6 assists)
1974-75	Rod Gilbert	7	Nov. 27 to Dec. 12, 1974	(7 goals and 8 assists)
1975-76	Rod Gilbert	8	Jan. 23 to Feb. 7, 1976	(12 goals and 3 assists)
1976-77	Rod Gilbert	10	Nov. 20 to Dec. 8, 1976	(7 goals and 11 assists)
1977-78	Don Murdoch	8	Feb. 23 to Mar. 15, 1978	(7 goals and 6 assists)
1978-79	Mike McEwen	5	Oct. 12 to Oct. 21, 1978	(3 goals and 5 assists)
1979-80	Don Maloney	7	Dec. 3 to Dec. 15, 1979	(3 goals and 6 assists)
1980-81	Don Maloney	7	Nov. 26 to Dec. 10, 1980	(4 goals and 5 assists)
1981-82	Mike Rogers	16	Feb. 14 to Mar. 20, 1982	(10 goals and 18 assists)
1982-83	Don Maloney	10	Nov. 6 to Nov. 27, 1982	(7 goals and 7 assists)
1983-84	Mike Rogers	10	Oct. 10 to Oct. 30, 1983	(3 goals and 9 assists)
1984-85	Reijo Ruotsalainen	14	Feb. 5 to Mar. 7, 1985	(9 goals and 11 assists)
1985-86	Pierre Larouche	9	Feb. 5 to Feb. 27, 1986	(10 goals and 4 assists)
1986-87	Walt Poddubny	15	Jan. 11 to Feb. 17, 1987	(11 goals and 8 assists)
1987-88	Walt Poddubny	11	Oct. 12 to Nov. 1, 1987	(9 goals and 9 assists)
1988-89	Carey Wilson	14	Dec. 26 to Jan. 26, 1989	(7 goals and 17 assists)
1989-90	Brian Mullen	12	Feb. 14 to Mar. 10, 1990	(6 goals and 14 assists)

\*Denotes Rangers all-time leader



## LONGEST POINT STREAKS YEAR-BY-YEAR (SINCE 1950)

YEAR	PLAYER	GAMES	DATE	TOTALS
1990-91	Darren Turcotte	11	Oct. 4 to Oct. 25, 1990	(6 goals and 13 assists)
1991-92	Brian Leetch	17*	Nov. 23 to Dec. 31, 1991	(5 goals and 24 assists)
1992-93	Mark Messier	9	Oct. 12 to Oct. 29, 1992	(6 goals and 10 assists)
1993-94	Tony Amonte	9	Mar. 6 to Mar. 26, 1993	(3 goals and 11 assists)
	Alex Kovalev	11	Mar. 16 to Apr. 8, 1994	(10 goals and 5 assists)
1994-95	Mark Messier	11	Jan. 14 to Feb. 9, 1994	(10 goals and 11 assists)
	Mark Messier	8	Apr. 12 to Apr. 26, 1995	(19 assists)
1995-96	Luc Robitaille	10	Oct. 16 to Nov. 3, 1995	(5 goals and 9 assists)
1996-97	Pat Verbeek	10	Dec. 30 to Jan. 24, 1996	(10 goals and 8 assists)
	Wayne Gretzky	15	Oct. 6 to Nov. 4, 1996	(7 goals and 15 assists)
1997-98	Wayne Gretzky	8	Jan. 20 to Feb. 4, 1998	(1 goal and 9 assists)
	Wayne Gretzky	8	Oct. 24 to Nov. 12, 1997	(3 goals and 8 assists)
1998-99	John MacLean	9	Feb. 19 to Mar. 8, 1999	(3 goals and 11 assists)
1999-00	Theoren Fleury	10	Nov. 3 to Nov. 26, 1999	(1 goal and 12 assists)
2000-01	Theoren Fleury	14	Dec. 2 to Dec. 31, 2000	(6 goals and 15 assists)
2001-02	Eric Lindros	7	Mar. 27 to Apr. 10, 2002	(7 goals and 5 assists)
	Pavel Bure	7	Mar. 27 to Apr. 10, 2002	(9 goals and 6 assists)
	Eric Lindros	7	Nov. 2 to Nov. 14, 2001	(5 goals and 4 assists)
2002-03	Bobby Holik	9	Dec. 28 to Jan. 13, 2003	(5 goals and 7 assists)
2003-04	Alex Kovalev	7	Nov. 18 to Nov. 30, 2003	(2 goals and 10 assists)
2004-05	Brian Leetch	7	Nov. 23 to Dec. 4, 2003	(5 goals and 4 assists)
	Jaromir Jagr	12	Mar. 12 to Apr. 4, 2006	(9 goals and 14 assists)
2005-06	Jaromir Jagr	12	Oct. 12 to Nov. 5, 2005	(12 goals and 7 assists)
	Martin Straka	11	Nov. 19 to Dec. 12, 2006	(7 goals and 12 assists)
2007-08	Scott Gomez	13	Dec. 6 to Jan. 2, 2008	(4 goals and 15 assists)
2008-09	Ryan Callahan	6	Mar. 12 to Mar. 22, 2009	(4 goals and 4 assists)
2009-10	Marian Gaborik	8	Oct. 2 to Oct. 17, 2009	(6 goals and 12 assists)
	Marian Gaborik	8	Nov. 5 to Nov. 25, 2009	(8 goals and 6 assists)
2010-11	Vinny Prospal	8	Mar. 1 to Mar. 18, 2011	(2 goals and 8 assists)
2011-12	Brad Richards	7	Nov. 25 to Dec. 8, 2011	(4 goals and 7 assists)
	Ryan Callahan	7	Dec. 25 to Jan. 6, 2012	(2 goals and 6 assists)
2012-13	Ryan Callahan	7	Apr. 16 to Apr. 27, 2013	(5 goals and 6 assists)
2013-14	Derick Brassard	8	Jan. 26 to Mar. 1, 2014	(5 goals and 5 assists)
2014-15	Rick Nash	11	Nov. 19 to Dec. 16, 2014	(8 goals and 6 assists)
2015-16	Keith Yandle	5	Feb. 10 to Feb. 18, 2016	(5 assists)
	Keith Yandle	5	Mar. 4 to Mar. 13, 2016	(1 goal and 4 assists)
	Derek Stepan	5	Mar. 4 to Mar. 13, 2016	(2 goals and 5 assists)
	Derek Stepan	5	Mar. 31 to Apr. 7, 2016	(4 goals and 5 assists)
2016-17	Ryan McDonagh	8	Oct. 17 to Nov. 1, 2016	(9 assists)
2017-18	Jesper Fast	8	Mar. 8 to Mar. 24, 2018	(3 goals and 7 assists)
2018-19	Kevin Hayes	9	Dec. 8 to Dec. 29, 2018	(5 goals and 11 assists)
2019-20	Artemi Panarin	13	Feb. 7 to Mar. 1, 2020	(5 goals and 14 assists)
2020-21	Adam Fox	12	Mar. 17 to Apr. 8, 2021	(3 goals and 19 assists)
2021-22	Mika Zibanejad	8	Jan. 6 to Jan. 22, 2022	(4 goals and 8 assists)
	Ryan Strome	8	Nov. 8 to Nov. 26, 2021	(2 goals and 8 assists)
2022-23	Adam Fox	9	Nov. 3 to Nov. 22, 2022	(4 goals and 10 assists)

\*Denotes Rangers all-time leader

# REGULAR SEASON SCORING STATISTICS

1926-27	GP	G	A	PTS	PIM
Bill Cook	44	33	4	37	56
Frank Boucher	44	13	15	28	17
Bun Cook	44	14	11	25	42
Taffy Abel	44	8	4	12	78
Paul Thompson	43	7	3	10	12
Murray Murdoch	44	6	4	10	12
Stan Brown	24	6	3	9	14
Bill Boyd	44	4	1	5	42
Ching Johnson	27	3	2	5	68
Leo Bourgeault	20	1	1	2	30
NYR Total	42	2	1	3	72
Lester Patrick	1	0	0	0	2
Ollie Reinikka	16	0	0	0	0
Reg Mackey	41	0	0	0	16
Hal Winkler	8	0	0	0	0
Lorne Chabot	37	0	0	0	0

1927-28	GP	G	A	PTS	PIM
Frank Boucher	44	23	12	35	12
Bun Cook	44	14	14	28	45
Bill Cook	43	18	6	24	42
Ching Johnson	42	10	6	16	146
Murray Murdoch	44	7	3	10	16
Alex Gray	43	7	1	8	28
Paul Thompson	42	4	3	7	24
Leo Bourgeault	37	7	0	7	72
Bill Boyd	43	4	0	4	11
Taffy Abel	23	0	1	1	28
Laurie Scott	23	0	1	1	6
Patsy Callighen	36	0	0	0	32
Lorne Chabot	44	0	0	0	0

1928-29	GP	G	A	PTS	PIM
Frank Boucher	44	10	16	26	8
Bill Cook	43	15	8	23	47
Bun Cook	43	13	5	18	74
Paul Thompson	44	10	7	17	40
Murray Murdoch	44	8	6	14	22
Butch Keeling	43	6	3	9	39
Leo Bourgeault	44	2	3	5	59
Taffy Abel	44	3	1	4	45
Sparky Vail	18	3	0	3	16
Russell Oatman	27	1	1	2	8
NYR Total	38	2	1	3	20
Myles Lane	24	1	0	1	32
Bill Boyd	11	0	0	0	5
Gerry Carson	8	0	0	0	5
NYR Total	39	0	0	0	7
Ching Johnson	8	0	0	0	18
John Ross Roach	44	0	0	0	0

1929-30	GP	G	A	PTS	PIM
Frank Boucher	42	26	36	62	16
Bill Cook	44	29	30	59	56
Bun Cook	43	24	18	42	59
Butch Keeling	43	19	7	26	34
Murray Murdoch	44	13	12	25	22
Paul Thompson	44	7	12	19	36
Leo Bourgeault	44	7	6	13	56
Ching Johnson	30	3	3	6	84
Leo Reise	14	0	1	1	8
NYR Total	38	3	3	6	20
Leroy Goldsworthy	44	4	1	5	16
Leo Quenneville	25	0	3	3	10
Ralph Taylor	22	2	0	2	32
NYR Total	39	3	0	3	74
Sparky Vail	32	1	1	2	10
Obs Heximer	19	1	0	1	4
Yip Foster	31	0	0	0	16
Bill Regan	9	0	0	0	2
John Ross Roach	44	0	0	0	0

1930-31	GP	G	A	PTS	PIM
Bill Cook	44	30	12	42	39
Frank Boucher	44	12	27	39	18
Bun Cook	44	18	17	35	74
Butch Keeling	44	13	9	22	35
Murray Murdoch	44	7	7	14	6
Paul Thompson	44	7	7	14	38
Joe Jerwa	33	4	7	11	72
Cecil Dillon	25	7	3	10	15
Ching Johnson	44	2	6	8	79
Bud Maracle	11	1	3	4	4
Frank Waite	17	1	3	4	4
Bill Regan	42	2	1	3	53
Eddie Rodden	19	0	3	3	8
Gene Carrigan	33	2	0	2	13
Leo Bourgeault	10	0	1	1	12
John Ross Roach	44	0	1	1	0
Sam McAdam	5	0	0	0	0
Ernest Kenny	6	0	0	0	0
Frank Peters	43	0	0	0	57

1931-32	GP	G	A	PTS	PIM
Bill Cook	48	33	14	47	33
Cecil Dillon	48	23	15	38	22
Frank Boucher	48	12	24	36	14
Bun Cook	45	14	20	34	47
Art Somers	48	11	15	26	47
Murray Murdoch	48	5	17	22	32
Butch Keeling	48	17	3	20	38
Ching Johnson	47	3	10	13	106
Dutch Gainer	46	3	9	12	9
Earl Seibert	46	4	6	10	88
Doug Brennan	38	4	3	7	38
Vic Desjardins	48	3	3	6	16
Ott Heller	21	2	2	4	9
Hib Milks	48	0	4	4	14
John Ross Roach	48	0	0	0	0

1932-33	GP	G	A	PTS	PIM
Bill Cook	48	28	22	50	51
Bun Cook	48	22	15	37	35
Frank Boucher	46	7	28	35	4
Cecil Dillon	48	21	10	31	12
Art Somers	48	7	15	22	28
Babe Siebert	43	9	10	19	38
Ching Johnson	48	8	9	17	127
Murray Murdoch	48	5	11	16	23
Ozzie Asmundson	48	5	10	15	20
Butch Keeling	47	8	6	14	22
Ott Heller	40	5	7	12	31
Doug Brennan	48	5	4	9	91
Earl Seibert	45	2	3	5	92
Carl Voss	10	2	1	3	4
Gord Pettinger	34	1	2	3	18
Andy Aitkenhead	48	0	0	0	0

1933-34	GP	G	A	PTS	PIM
Frank Boucher	48	14	30	44	4
Cecil Dillon	48	13	26	39	10
Bun Cook	48	18	15	33	36
Murray Murdoch	48	17	10	27	29
Bill Cook	48	13	13	26	21
Earl Seibert	48	13	10	23	66
Butch Keeling	48	15	5	20	20
Vic Ripley	34	5	12	17	10
NYR Total	48	7	13	20	16
Danny Cox	13	5	0	5	2
NYR Total	42	5	4	9	2

1934-35	GP	G	A	PTS	PIM
Ozzie Asmundson	46	2	6	8	8
Ching Johnson	48	2	6	8	86
Ott Heller	48	2	5	7	29
Duke Dutkowski	29	0	6	6	18
NYR Total	43	0	7	7	31
Albert Ledue	7	0	0	0	6
NYR Total	42	1	3	4	40
Art Somers	8	1	2	3	5
Jean Pusie	19	0	2	2	17
Babe Siebert	13	0	1	1	16
Lorne Carr	14	0	0	0	0
Doug Brennan	37	0	0	0	18
Andy Aitkenhead	48	0	0	0	0

1934-35	GP	G	A	PTS	PIM
Frank Boucher	48	13	32	45	2
Bill Cook	48	21	15	36	23
Cecil Dillon	48	25	9	34	4
Bun Cook	48	13	21	34	26
Murray Murdoch	48	14	11	25	6
Earl Seibert	48	6	19	25	86
Lynn Patrick	48	9	13	22	17
Bert Connelly	47	10	11	21	23
Butch Keeling	47	15	4	19	14
Charlie Mason	46	5	9	14	14
Ott Heller	47	3	11	14	31
Ching Johnson	29	2	3	5	34
Art Somers	41	0	5	5	4
Alex Levinsky	20	0	4	4	6
Vic Ripley	4	0	2	2	2
Bill MacKenzie	20	1	0	1	10
NYR Total	26	1	0	1	10
Harold Starr	33	0	0	0	30
Percy Jackson	1	0	0	0	0
Andy Aitkenhead	10	0	0	0	0
Dave Kerr	37	0	0	0	0

1935-36	GP	G	A	PTS	PIM
Cecil Dillon	48	18	14	32	12
Frank Boucher	48	11	18	29	2
Lynn Patrick	48	11	14	25	29
Howie Morenz	18	2	5	7	6
NYR Total	42	6	15	21	26
Butch Keeling	46	13	5	18	22
Bill Cook	44	7	10	17	16
Glenn Brydson	30	4	13	17	9

# REGULAR SEASON SCORING STATISTICS

1935-36 (CONT'D)					
Ott Heller	45	2	11	13	40
Murray Murdoch	48	2	9	11	9
Bun Cook	26	4	5	9	12
Ching Johnson	47	5	3	8	58
Art Coulter	23	1	6	7	26
NYR Total	45	1	7	8	44
	18	4	2	6	6
	28	1	5	6	8
	17	2	3	5	6
	18	1	4	5	6
	25	2	2	4	10
	28	0	4	4	38
	17	1	1	2	16
	24	0	2	2	24
	1	0	0	0	0
Joe Cooper	1	0	0	0	0
Harold Starr	16	0	0	0	12
Bert Gardiner	1	0	0	0	0
Dave Kerr	47	0	0	0	0
1936-37					
Cecil Dillon	48	20	11	31	13
Phil Watson	48	11	17	28	22
Neil Colville	45	10	18	28	33
Butch Keeling	48	22	4	26	24
Lynn Patrick	45	8	16	24	23
Alex Shibicky	47	14	8	22	30
Frank Boucher	44	7	13	20	5
Mac Colville	46	7	12	19	10
Ott Heller	48	5	12	17	42
Babe Pratt	47	8	7	15	23
Murray Murdoch	48	0	14	14	16
Art Coulter	47	1	5	6	27
Bill Cook	21	1	4	5	2
Joe Cooper	48	0	3	3	42
Eddie Wares	2	2	0	2	0
Clint Smith	2	1	0	1	0
Bryan Hextall	3	0	1	1	0
Ching Johnson	35	0	0	0	20
Joe Krol	1	0	0	0	0
Dave Kerr	48	0	0	0	0
1937-38					
Cecil Dillon	48	21	18	39	6
Clint Smith	48	14	23	37	0
Neil Colville	45	18	19	37	11
Alex Shibicky	48	16	18	34	26
Lynn Patrick	48	15	19	34	24
Phil Watson	48	7	25	32	52
Mac Colville	48	14	14	28	18
Bryan Hextall	48	17	4	21	6
Babe Pratt	47	5	14	19	56
Butch Keeling	38	8	9	17	12
Ott Heller	48	2	14	16	68
Art Coulter	43	5	10	15	90
Bobby Kirk	39	4	8	12	14
Joe Cooper	46	3	2	5	56
Muzz Patrick	1	0	2	2	0
Frank Boucher	18	0	1	1	2
Dutch Hiller	8	0	1	1	2
Larry Molyneaux	2	0	0	0	2
Dave Kerr	48	0	0	0	0
1938-39					
Clint Smith	48	21	20	41	2
Neil Colville	48	18	20	38	12
Phil Watson	48	15	22	37	42
Bryan Hextall	48	20	16	36	18
Alex Shibicky	48	24	9	33	24
Lynn Patrick	35	8	21	29	25
Dutch Hiller	48	10	18	28	22
Cecil Dillon	48	12	15	27	6
Mac Colville	48	7	19	26	24
Ott Heller	48	0	23	23	42
Babe Pratt	48	2	19	21	20
George Allen	19	6	6	12	10
Art Coulter	44	4	8	12	58
Muzz Patrick	48	1	10	11	70
Joe Krol	1	1	1	2	0
Bill Carse	1	0	1	1	0
Larry Molyneaux	43	0	1	1	18
Dave Kerr	48	0	0	0	0
1939-40					
Bryan Hextall	48	24	16	40	52
Neil Colville	48	19	18	37	22
Phil Watson	48	8	28	36	62
Alex Shibicky	44	11	21	32	33
Dutch Hiller	48	13	18	31	57

1939-40 (CONT'D)					
Kilby MacDonald	45	15	13	28	19
Lynn Patrick	48	12	16	28	34
Clint Smith	41	8	16	24	2
Mac Colville	47	7	14	21	12
Ott Heller	47	4	14	18	28
Alf Pike	47	8	9	17	38
Babe Pratt	48	4	13	17	61
Art Coulter	48	1	9	10	68
Muzz Patrick	44	2	4	6	44
John Polich	1	0	0	0	0
Stan Smith	1	0	0	0	0
Cliff Barton	3	0	0	0	0
Dave Kerr	48	0	0	0	0
1940-41					
Bryan Hextall	48	26	21	47	16
Lynn Patrick	48	20	24	44	12
Neil Colville	48	14	28	42	28
Phil Watson	40	11	25	36	49
Mac Colville	47	14	17	31	18
Clint Smith	48	14	11	25	0
Alex Shibicky	41	10	15	25	14
Babe Pratt	48	3	17	20	52
Alf Pike	48	6	13	19	23
Art Coulter	36	5	14	19	42
Dutch Hiller	44	8	10	18	20
Ott Heller	48	2	16	18	42
Kilby MacDonald	47	5	6	11	12
Muzz Patrick	47	2	8	10	21
Stan Smith	8	2	1	3	0
Herb Foster	5	1	0	1	0
Bill Allum	1	0	1	1	0
John Polich	2	0	1	1	0
Bill Juzda	5	0	0	0	2
Dave Kerr	48	0	0	0	0
1941-42					
Bryan Hextall	48	24	32	56	30
Lynn Patrick	47	32	23	55	18
Phil Watson	48	15	37	52	58
Clint Smith	47	10	25	35	4
Alex Shibicky	45	20	14	34	16
Grant Warwick	44	16	17	33	36
Neil Colville	48	8	25	33	37
Mac Colville	46	14	16	30	26
Babe Pratt	47	4	24	28	65
Alf Pike	34	8	19	27	16
Alan Kuntz	31	10	11	21	10
Art Coulter	47	1	16	17	31
Bill Juzda	45	4	8	12	29
Ott Heller	35	6	5	11	22
Hub Macey	9	3	5	8	0
Norm Tustin	18	2	4	6	0
Norm Burns	11	0	4	4	2
Jim Henry	48	0	0	0	0
1942-43					
Lynn Patrick	50	22	39	61	28
Bryan Hextall	50	27	32	59	28
Phil Watson	47	14	28	42	44
Hank Goldup	35	11	20	31	33
NYR Total	44	12	27	39	37
	50	17	18	35	31
	47	12	21	33	4
	49	12	12	24	6
	41	6	16	22	48
	35	8	11	19	0
	45	4	14	18	14
	21	6	8	14	57
	25	6	8	14	13
	20	5	9	14	6
Joe Bell	15	2	5	7	6
Hub Macey	9	3	3	6	0
Gord Davidson	35	2	3	5	4
Lin Bend	8	3	1	4	2
Bill Gooden	12	0	4	4	0
Red Garrett	23	1	1	2	18
Babe Pratt	6	0	2	2	6
Billy Warwick	1	0	1	1	4
Vic Lynn	1	0	0	0	0
Spence Tatchell	1	0	0	0	0
Lionel Bouvette	1	0	0	0	0
Steve Buzinski	9	0	0	0	0
Bill Beveridge	17	0	0	0	0
Jimmy Franks	23	0	0	0	0
1943-44					
Bryan Hextall	50	21	33	54	41
Dutch Hiller	50	18	22	40	15
Ott Heller	50	8	27	35	29
Ab DeMarco	38	14	20	34	2
NYR Total	39	14	20	34	2

# REGULAR SEASON SCORING STATISTICS

1943-44 (CONT'D)		GP	G	A	PTS	PIM
John Mahaffy		28	9	20	29	0
Ozzie Aubuchon	NYR	38	16	12	28	4
Total		47	17	12	29	4
Fern Gauthier		33	14	11	25	0
Jack McDonald		43	10	9	19	6
Bill Gooden		41	9	8	17	15
Grant Warwick		18	8	9	17	14
Bucko McDonald	NYR	39	5	6	11	14
Total		50	7	10	17	22
Kilby MacDonald		24	7	9	16	4
Bob Dill		28	6	10	16	66
Frank Boucher		15	4	10	14	2
Aldo Palazzari	NYR	11	2	0	2	0
Total		35	8	3	11	4
Chuck Scherza	NYR	5	3	2	5	11
Total		14	4	3	7	17
Billy Warwick		13	3	2	5	12
Don Raleigh		15	2	2	4	2
Gord Davidson		16	1	3	4	4
Roger Leger		7	1	2	3	2
Tom Dewar		9	0	2	2	4
Charlie Sands		9	0	2	2	0
Hank Damore		4	1	0	1	2
Archie Fraser		3	0	1	1	0
Jim Jamieson		1	0	1	1	0
Tony Demers		1	0	0	0	0
Henry Dyck		1	0	0	0	0
Max Labovitch		5	0	0	0	4
Jack Mann		3	0	0	0	0
Robert McDonald		1	0	0	0	0
Lloyd Mohns		1	0	0	0	0
Art Strobel		7	0	0	0	0
Harry Lumley		1	0	0	0	0
Ken McAuley		50	0	0	0	0

1944-45	GP	G	A	PTS	PIM
Ab DeMarco	50	24	30	54	10
Grant Warwick	42	20	22	42	25
Hank Goldup	48	17	25	42	25
Fred Thurier	50	16	19	35	14
Fred Hunt	44	13	9	22	6
Joe Shack	50	4	18	22	14
Walt Atanas	49	13	8	21	40
Phil Watson	45	11	8	19	24
Ott Heller	45	7	12	19	26
Kilby MacDonald	36	9	6	15	12
Bob Dill	48	9	5	14	69
Bucko McDonald	40	2	9	11	0
Jack Mann	6	3	4	7	0
Bill Moe	35	2	4	6	14
Chuck Scherza	22	2	3	5	18
Guy Labrie	27	2	2	4	14
Neil Colville	4	0	1	1	2
Hal Cooper	8	0	0	0	2
Jim Drummond	2	0	0	0	0
Alex Ritson	1	0	0	0	0
Len Wharton	1	0	0	0	0
Doug Stevenson	4	0	0	0	0
Ken McAuley	46	0	0	0	0

1945-46	GP	G	A	PTS	PIM
Ab DeMarco	50	20	27	47	20
Grant Warwick	45	19	18	37	19
Edgar Laprade	49	15	19	34	0
Phil Watson	49	12	14	26	43
Tony Leswick	50	15	9	24	26
Alf Pike	33	7	9	16	18
Alex Shibicky	33	10	5	15	12
Lynn Patrick	38	8	6	14	30
Mac Colville	39	7	6	13	8
Cal Gardner	16	8	2	10	2
Neil Colville	49	5	4	9	25
Bill Moe	48	4	4	8	14
Rene Trudell	16	3	5	8	4
Hank Goldup	19	6	1	7	11
Ott Heller	34	2	3	5	14
Church Russell	17	0	5	5	2
Bill Juzda	32	1	3	4	17
Harold Brown	13	2	1	3	2
Hal Laycoe	17	0	2	2	6
Muzz Patrick	24	0	2	2	4
Bryan Hextall	3	0	1	1	0
Alan Kuntz	14	0	1	1	2
Jim Henry	10	0	0	0	0
Chuck Rayner	41	0	0	0	6

1946-47	GP	G	A	PTS	PIM
Tony Leswick	59	27	14	41	51
Grant Warwick	54	20	20	40	24
Edgar Laprade	58	15	25	40	9
Bryan Hextall	60	20	10	30	18

1946-47 (CONT'D)	GP	G	A	PTS	PIM
Cal Gardner	52	13	16	29	30
Church Russell	54	20	8	28	8
Rene Trudell	59	8	16	24	38
Neil Colville	60	4	16	20	16
Ab DeMarco	44	9	10	19	2
Alf Pike	31	7	11	18	2
Phil Watson	48	6	12	18	17
Bill Moe	59	4	10	14	44
Hal Laycoe	58	1	12	13	25
Joe Bell	47	6	4	10	12
Joe Cooper	59	2	8	10	36
Bill Juzda	45	3	5	8	60
Jean-Paul Lamirande	14	1	1	2	14
Joe Levandoski	8	1	1	2	0
Huddy Bell	1	0	1	1	0
Jean-Paul Denis	6	0	1	1	0
Mac Colville	14	0	0	0	8
Jack Lancien	1	0	0	0	0
Norm Larson	1	0	0	0	0
Mel Read	6	0	0	0	8
Sherman White	1	0	0	0	0
Jim Henry	2	0	0	0	0
Chuck Rayner	58	0	0	0	0

Chuck Rayner	GP	G	A	PTS	PIM	
1947-48	58	0	0	0	0	
Buddy O'Connor	60	24	36	60	8	
Edgar Laprade	59	13	34	47	7	
Tony Leswick	60	24	16	40	76	
Phil Watson	54	18	15	33	54	
Don Raleigh	52	15	18	33	2	
Eddie Kullman	51	15	17	32	32	
Grant Warwick	40	17	12	29	28	
Cal Gardner	58	7	18	25	71	
Bryan Hextall	43	8	14	22	18	
Rene Trudell	54	13	7	20	30	
Billy Taylor	NVR	2	0	0	0	0
Total	41	4	16	20	25	
Frank Eddolls	58	6	13	19	16	
Neil Colville	55	4	12	16	25	
Bill Moe	59	1	15	16	31	
Bill Juzda	60	3	9	12	70	
Ed Slowinski	38	6	5	11	2	
Church Russell	19	0	3	3	2	
Ron Rowe	5	1	0	1	0	
Fred Shero	19	1	0	1	2	
Jean-Paul Lamirande	18	0	1	1	6	
Hub Anslow	2	0	0	0	0	
Herb Foster	1	0	0	0	0	
Bing Jukes	2	0	0	0	0	
Larry Kwong	1	0	0	0	0	
Fern Perreault	2	0	0	0	0	
Bob DeCourcy	1	0	0	0	0	
Chuck Rayner	12	0	0	0	0	

1948-49	GP	G	A	PTS	PIM
Buddy O'Connor	46	11	24	35	0
Alex Kaleta	56	12	19	31	18
Edgar Laprade	56	18	12	30	12
Pentti Lund	59	14	16	30	16
Tony Leswick	60	13	14	27	70
Don Raleigh	41	10	16	26	8
Dunc Fisher	60	9	16	25	40
Nick Mickoski	54	13	9	22	18
Clint Albright	59	14	5	19	19
Jack Gordon	31	3	9	12	0
Allan Stanley	40	2	8	10	22
Eddie Kullman	18	4	5	9	14
Fred Shero	59	3	6	9	16
Wally Stanowski	60	1	8	9	64
Bill Moe	60	0	9	9	60
Frank Eddolls	34	4	2	6	10
Neil Colville	14	0	5	5	2
Wes Trainor	17	1	2	3	6
Ed Slowinski	20	1	1	2	2
Ray Manson	1	0	1	1	0
Moe Morris	18	0	1	1	6
Al Staley	1	0	1	1	0
Bucky Buchanan	2	0	0	0	0
Val Delory	1	0	0	0	0
Jack Evans	3	0	0	0	4
Emile Francis	2	0	0	0	0
Chuck Rayner	58	0	0	0	2

1949-50	GP	G	A	PTS	PIM
Edgar Laprade	60	22	22	44	2
Tony Leswick	69	19	25	44	87
Ed Slowinski	63	14	23	37	12
Don Raleigh	70	12	25	37	11
Dunc Fisher	70	12	21	33	42

# REGULAR SEASON SCORING STATISTICS

1949-50 (CONT'D)		GP	G	A	PTS	PIM
Buddy O'Connor		66	11	22	33	4
Alex Kaleta		67	17	14	31	40
Pentti Lund		64	18	9	27	18
Nick Mickoski		47	10	10	20	10
Pat Egan		70	5	11	16	50
Jackie McLeod		38	6	9	15	2
Fred Shero		67	2	8	10	71
Bud Poile		28	3	6	9	8
Allan Stanley		55	4	4	8	58
Gus Kyle		70	3	5	8	143
Frank Eddolls		58	2	6	8	20
Jean-Paul Lamirande		16	4	3	7	6
Jack Lancien		43	1	4	5	27
Bing Juckes		14	2	1	3	6
Odie Lowe		3	1	1	2	0
Don Smith		10	1	1	2	0
Wally Stanowski		37	1	1	2	10
Sherman White		3	0	2	2	0
Douglas Adam		4	0	1	1	0
Jean-Paul Denis		4	0	1	1	2
Jack Evans		3	0	0	0	2
Jack Gordon		1	0	0	0	0
Bill Kyle		2	0	0	0	0
Bill McDonagh		4	0	0	0	2
Fern Perreault		1	0	0	0	0
John Webster		14	0	0	0	4
Emile Francis		1	0	0	0	0
Chuck Rayner		69	0	0	0	6
1950-51		GP	G	A	PTS	PIM
Reg Sinclair		70	18	21	39	70
Don Raleigh		64	15	24	39	18
Buddy O'Connor		66	16	20	36	0
Nick Mickoski		64	20	15	35	12
Eddie Kullman		70	14	18	32	88
Ed Slowinski		69	14	18	32	15
Zellio Toppazzini	NYR	55	14	13	27	27
Total		59	14	14	28	27
Tony Leswick		70	15	11	26	112
Edgar Laprade		42	10	13	23	0
Allan Stanley		70	7	14	21	75
Pentti Lund		59	4	16	20	6
Pat Egan		70	5	10	15	70
Jackie McLeod		41	5	10	15	2
Frank Eddolls		68	3	8	11	24
Alex Kaleta		58	3	4	7	26
Wally Stanowski		49	1	5	6	28
Gus Kyle		64	2	3	5	92
Bill Kyle		1	0	3	3	0
Ed Harrison	NYR	5	1	0	1	0
Total		13	2	0	2	2
Jack Evans		49	1	0	1	95
Vic Howe		3	1	0	1	0
Jack Gordon		4	0	1	1	0
Jack Lancien		19	0	1	1	8
Dunc Fisher		12	0	0	0	0
Dick Kotanen		1	0	0	0	0
Robert Wood		1	0	0	0	0
Bill Wylie		1	0	0	0	0
Emile Francis		5	0	0	0	0
Chuck Rayner		66	0	0	0	6
1951-52		GP	G	A	PTS	PIM
Don Raleigh		70	19	42	61	14
Ed Slowinski		64	21	22	43	18
Paul Ronty		65	12	31	43	16
Gaye Stewart		69	15	25	40	22
Wally Hergesheimer		68	26	12	38	6
Edgar Laprade		70	9	29	38	8
Hy Buller		68	12	23	35	96
Reg Sinclair		69	20	10	30	33
Herb Dickenson		37	14	13	27	8
Eddie Kullman		64	11	10	21	61
Nick Mickoski		43	7	13	20	20
Allan Stanley		50	5	14	19	52
Stephen Kraftcheck		58	8	9	17	30
Jim Ross		51	2	9	11	25
Frank Eddolls		42	3	5	8	18
Jack Evans		52	1	6	7	83
Jack Stoddard		20	4	2	6	2
Jackie McLeod		13	2	3	5	2
Clare Martin	NYR	15	0	1	1	8
Total		45	1	3	4	14
Jim Conacher	NYR	16	0	1	1	2
Total		21	1	2	3	2
Zellio Toppazzini		16	1	1	2	4
Lloyd Ailsby		3	0	0	0	2
Lorne Anderson		3	0	0	0	0
Emile Francis		14	0	0	0	0
Chuck Rayner		53	0	0	0	4

1952-53		GP	G	A	PTS	PIM
Wally Hergesheimer		70	30	29	59	10
Paul Ronty		70	16	38	54	20
Nick Mickoski		70	19	16	35	39
Jack Stoddard		60	12	13	25	29
Hy Buller		70	7	18	25	73
Neil Strain		52	11	13	24	12
Don Raleigh		55	4	18	22	2
Leo Reise Jr.		61	4	15	19	53
Eddie Kullman		70	8	10	18	61
Pete Babando	NYR	29	4	4	8	4
Total		58	9	9	18	18
Allan Stanley		70	5	12	17	52
Harry Howell		67	3	8	11	46
Stephen Kraftcheck		69	2	9	11	45
Dean Prentice		55	6	3	9	20
Herb Dickenson		11	4	4	8	2
Aldo Guidolin		30	4	4	8	24
Ed Slowinski		37	2	5	7	14
George Senick		13	2	3	5	8
Jim Conacher		17	1	4	5	2
Ron Murphy		15	3	1	4	0
Edgar Laprade		11	2	1	3	2
Gaye Stewart		18	1	2	3	8
Jim Ross		11	0	2	2	4
Kelly Burnett		3	1	0	1	0
Aggie Kukulowicz		3	1	0	1	0
Andy Bathgate		18	0	1	1	6
Gord Haworth		2	0	1	1	0
Frank Bathgate		2	0	0	0	2
Mike Labadie		3	0	0	0	0
Ian Mackintosh		4	0	0	0	4
Jackie McLeod		3	0	0	0	2
Chuck Rayner		20	0	0	0	2
Gump Worsley		50	0	0	0	2
1953-54		GP	G	A	PTS	PIM
Paul Ronty		70	13	33	46	18
Don Raleigh		70	15	30	45	16
Wally Hergesheimer		66	27	16	43	42
Camille Henry		66	24	15	39	10
Nick Mickoski		68	19	16	35	22
Max Bentley		57	14	18	32	15
Dean Prentice		52	4	13	17	18
Hy Buller		41	3	14	17	40
Harry Howell		67	7	9	16	58
Ike Hildebrand		32	6	10	16	12
Eddie Kullman		70	4	10	14	44
Ivan Irwin		56	2	12	14	109
Doug Bentley		20	2	10	12	2
Bob Chrystal		64	5	5	10	44
Jack Evans		44	4	4	8	73
Leo Reise Jr.		70	3	5	8	71
Aldo Guidolin		68	2	6	8	51
Edgar Laprade		35	1	6	7	2
Andy Bathgate		20	2	2	4	18
Ron Murphy		27	1	3	4	20
Glen Sonmor		15	2	0	2	17
Billy Dea		14	1	1	2	2
Allan Stanley		10	0	2	2	11
Chick Chalmers		1	0	0	0	0
Vic Howe		1	0	0	0	0
Aggie Kukulowicz		1	0	0	0	0
Bill McCreary		2	0	0	0	2
Johnny Bower		70	0	0	0	0
1954-55		GP	G	A	PTS	PIM
Danny Lewicki		70	29	24	53	8
Andy Bathgate		70	20	20	40	37
Don Raleigh		69	8	32	40	19
Dean Prentice		70	16	15	31	20
Ron Murphy		66	14	16	30	36
Larry Popein		70	11	17	28	27
Bill Gadsby	NYR	52	8	7	15	42
Total		70	11	13	24	61
Pete Conacher	NYR	52	10	7	17	10
Total		70	12	11	23	12
Harry Howell		70	2	14	16	87
Bob Chrystal		68	6	9	15	68
Paul Ronty		54	4	11	15	10
Nick Mickoski		18	1	14	15	6
Edgar Laprade		60	3	11	14	0
Ivan Irwin		60	0	13	13	85
Camille Henry		21	5	2	7	2
Aldo Guidolin		70	2	5	7	34
Wally Hergesheimer		14	4	2	6	4
Vic Howe		29	2	4	6	10
Jack Evans		47	0	5	5	91
Bill Ezinicki		16	2	2	4	22
Lou Fontinato		28	2	2	4	60
Jackie McLeod		11	1	1	2	2

# REGULAR SEASON SCORING STATISTICS

1954-55 (CONT'D)	GP	G	A	PTS	PIM
Bill McCreary	8	0	2	2	0
Allan Stanley	12	0	2	2	2
Dick Bouchard	1	0	0	0	0
Ron Howell	2	0	0	0	0
Glen Sonmor	13	0	0	0	4
Johnny Bower	5	0	0	0	0
Gump Worsley	65	0	0	0	4
1955-56	GP	G	A	PTS	PIM
Andy Bathgate	70	19	47	66	59
Dave Creighton	70	20	31	51	43
Bill Gadsby	70	9	42	51	84
Danny Lewicki	70	18	27	45	26
Ron Murphy	66	16	28	44	69
Dean Prentice	70	24	18	42	47
Wally Hergesheimer	70	22	18	40	26
Larry Popein	64	14	25	39	37
Andy Heberton	70	24	14	38	8
Bronco Horvath	66	12	17	29	38
Pete Conacher	41	11	11	22	8
Lou Fontinato	70	3	15	18	206
Harry Howell	70	3	15	18	77
Don Raleigh	29	1	12	13	4
Jean-Guy Gendron	63	5	7	12	38
Jack Evans	70	2	9	11	99
Aldo Guidolin	14	1	0	1	8
Jim Bartlett	12	0	1	1	8
Ivan Irwin	34	0	1	1	20
Ron Howell	1	0	0	0	0
Gump Worsley	70	0	0	0	2
1956-57	GP	G	A	PTS	PIM
Andy Bathgate	70	27	50	77	60
Andy Heberton	70	21	23	44	15
Dean Prentice	68	19	23	42	38
Bill Gadsby	70	4	37	41	72
Dave Creighton	70	18	21	39	40
Danny Lewicki	70	18	20	38	47
Larry Popein	67	11	19	30	20
Camille Henry	36	14	15	29	2
Red Sullivan	42	6	17	23	36
Ron Murphy	33	7	12	19	14
Gerry Foley	69	7	9	16	48
Jean-Guy Gendron	70	9	6	15	38
Parker MacDonald	45	7	8	15	24
Lou Fontinato	70	3	12	15	139
Harry Howell	65	2	10	12	70
Larry Cahan	61	5	4	9	65
Jack Evans	70	3	6	9	116
Bruce Cline	30	2	3	5	10
Bronco Horvath	7	1	2	3	4
Johnny Bower	2	0	0	0	0
Gump Worsley	68	0	0	0	19
1957-58	GP	G	A	PTS	PIM
Andy Bathgate	65	30	48	78	42
Camille Henry	70	32	24	56	0
Dave Creighton	70	17	35	52	40
Bill Gadsby	65	14	32	46	48
Red Sullivan	70	11	35	46	61
Andy Heberton	70	21	24	45	17
Larry Popein	70	12	22	34	22
Danny Lewicki	70	11	19	30	26
Jean-Guy Gendron	70	10	17	27	66
Dean Prentice	38	13	9	22	14
Parker MacDonald	70	8	10	18	28
Jack Evans	70	4	8	12	108
Harry Howell	70	4	7	11	62
Lou Fontinato	70	3	8	11	152
Hank Ciesla	62	2	6	8	14
Gerry Foley	68	2	5	7	39
Larry Cahan	40	1	1	2	18
Ivan Irwin	1	0	0	0	0
Marcel Paille	33	0	0	0	0
Gump Worsley	37	0	0	0	0
1958-59	GP	G	A	PTS	PIM
Andy Bathgate	70	40	48	88	48
Red Sullivan	70	21	42	63	54
Andy Heberton	70	33	29	62	8
Camille Henry	70	23	35	58	2
Bill Gadsby	70	5	46	51	56
Dean Prentice	70	17	33	50	11
Larry Popein	61	13	21	34	28
Eddie Shack	67	7	14	21	105
Jim Bartlett	70	11	9	20	118
Hank Ciesla	69	6	14	20	21
Harry Howell	70	4	10	14	101
Les Colwill	69	7	6	13	16
Lou Fontinato	64	7	6	13	149
John Hanna	70	1	10	11	83
Wally Hergesheimer	22	3	0	3	6

1958-59 (CONT'D)	GP	G	A	PTS	PIM
Jack Bownass	35	1	2	3	20
Earl Ingarfield	35	1	2	3	6
Larry Cahan	16	1	0	1	8
Julian Klymkiv	1	0	0	0	0
Marcel Paille	1	0	0	0	0
Bruce Gamble	3	0	0	0	0
Gump Worsley	66	0	0	0	10
1959-60	GP	G	A	PTS	PIM
Andy Bathgate	70	26	48	74	28
Dean Prentice	70	32	34	66	43
Andy Heberton	70	19	27	46	4
Red Sullivan	70	12	25	37	81
Larry Popein	66	14	22	36	16
Bill Gadsby	65	9	22	31	60
Ken Schinkel	69	13	16	29	27
Brian Cullen	64	8	21	29	6
Camille Henry	49	12	15	27	6
Eddie Shack	62	8	10	18	110
Bob Kabel	43	5	11	16	30
Harry Howell	67	7	6	13	58
Lou Fontinato	64	2	11	13	134
Jim Bartlett	44	8	4	12	48
John Hanna	61	4	8	12	87
Jack Bownass	37	2	5	7	34
Art Stratton	18	2	5	7	2
Mel Pearson	23	1	5	6	13
Earl Ingarfield	20	1	2	3	2
Irv Spencer	32	1	2	3	20
Bill Sweeney	4	1	0	1	0
Ian Cushenan	17	0	1	1	22
Dave Balon	4	0	0	0	0
Parker MacDonald	4	0	0	0	0
Noel Price	7	0	0	0	2
Joe Schaefer	1	0	0	0	0
Jack McCartan	4	0	0	0	0
Al Rollins	10	0	0	0	0
Marcel Paille	17	0	0	0	0
Gump Worsley	39	0	0	0	12
1960-61	GP	G	A	PTS	PIM
Andy Bathgate	70	29	48	77	22
Andy Heberton	70	26	28	54	10
Camille Henry	53	28	25	53	8
Dean Prentice	56	20	25	45	17
Red Sullivan	70	9	31	40	64
Bill Gadsby	65	9	26	35	49
Earl Ingarfield	66	13	21	34	18
Brian Cullen	42	11	19	30	6
Johnny Wilson	56	14	12	26	24
Nyr Total	59	14	13	27	24
	53	11	9	20	24
Pat Hannigan	69	6	14	20	4
Ted Hampson	70	7	10	17	62
Harry Howell	29	5	9	14	0
Floyd Smith	46	1	8	9	34
John Hanna	56	1	8	9	30
Irv Spencer	38	2	6	8	18
Ken Schinkel	63	1	7	8	34
Don Johns	19	1	6	7	6
Jim Morrison	11	0	6	6	2
Orland Kurtenbach	53	2	3	5	100
Lou Fontinato	3	2	1	3	0
Jean Ratelle	13	2	1	3	10
Len Ronson	13	1	2	3	8
Dave Balon	12	1	2	3	17
Eddie Shack	4	2	0	2	0
Danny Belisle	4	0	2	2	2
Bob Kabel	4	0	2	2	4
Al LeBrun	3	0	1	1	0
Bob Cunningham	1	0	1	1	2
Rod Gilbert	4	0	1	1	0
Larry Popein	4	0	0	0	0
Wayne Hall	9	0	0	0	0
Ron Hutchinsonson	4	0	0	0	2
Phil Latreille	1	0	0	0	2
Noel Price	1	0	0	0	2
Leon Rochefort	1	0	0	0	0
Joe Schaefer	1	0	0	0	0
Marcel Paille	4	0	0	0	0
Jack McCartan	8	0	0	0	0
Gump Worsley	59	0	0	0	10
1961-62	GP	G	A	PTS	PIM
Andy Bathgate	70	28	56	84	44
Dean Prentice	68	22	38	60	20
Earl Ingarfield	70	26	31	57	18
Andy Heberton	70	18	24	42	10
Camille Henry	60	23	15	38	8
Doug Harvey	69	6	24	30	42
Ken Schinkel	65	7	21	28	17
Ted Hampson	68	4	24	28	10

# REGULAR SEASON SCORING STATISTICS

1961-62 (CONT'D)	GP	G	A	PTS	PIM
Jean-Guy Gendron	69	14	11	25	71
Albert Langlois	69	7	18	25	90
Pat Hannigan	56	8	14	22	34
Harry Howell	66	6	15	21	89
Dave Balon	30	4	11	15	11
Johnny Wilson	40	11	3	14	14
Jean Ratelle	31	4	8	12	4
Irv Spencer	43	2	10	12	31
Pete Goegan	7	0	2	2	6
NYR Total	46	5	7	12	30
Larry Cahan	57	2	7	9	85
Vic Hadfield	44	3	1	4	22
Jack Bownass	4	0	0	0	4
Bob Cunningham	1	0	0	0	0
Rod Gilbert	1	0	0	0	0
Mel Pearson	3	0	0	0	2
Dave Dryden	1	0	0	0	0
Dan Olseovich	1	0	0	0	0
Marcel Paille	10	0	0	0	0
Gump Worsley	60	0	0	0	12

1962-63	GP	G	A	PTS	PIM
Andy Bathgate	70	35	46	81	54
Camille Henry	60	37	23	60	8
Don McKenney	21	8	16	24	4
NYR Total	62	22	35	57	6
Earl Ingarfield	69	19	24	43	30
Doug Harvey	68	4	35	39	92
Dean Prentice	49	13	25	38	18
Andy Heberton	70	15	22	37	8
Rod Gilbert	70	11	20	31	20
Harry Howell	70	5	20	25	55
Dave Balon	70	11	13	24	72
Bronco Horvath	41	7	15	22	34
Jean Ratelle	47	11	9	20	8
Larry Cahan	56	6	14	20	47
Jim Neilson	69	5	11	16	36
Albert Langlois	60	2	14	16	62
Ken Schinkel	69	6	9	15	15
Vic Hadfield	36	5	6	11	32
Leon Rochefort	23	5	4	9	6
Ted Hampson	47	4	2	6	2
Don Johns	6	0	4	4	4
Bryan Hextall Jr.	21	0	2	2	8
Ralph Keller	3	1	0	1	6
Mel Pearson	5	1	0	1	4
Duane Rupp	2	0	0	0	0
Marcel Pelletier	2	0	0	0	0
Marcel Paille	3	0	0	0	0
Gump Worsley	67	0	0	0	14

1963-64	GP	G	A	PTS	PIM
Phil Goyette	67	24	41	65	15
Rod Gilbert	70	24	40	64	62
Andy Bathgate	56	16	43	59	26
Camille Henry	68	29	26	55	8
Harry Howell	70	5	31	36	75
Jim Neilson	69	5	24	29	93
Bob Nevin	14	5	4	9	9
NYR Total	63	12	16	28	35
Earl Ingarfield	63	15	11	26	26
Don McKenney	55	9	17	26	6
Vic Hadfield	69	14	11	25	151
Val Fonteyne	69	7	18	25	4
Dick Duff	14	4	4	8	2
NYR Total	66	11	14	25	61
Don Marshall	70	11	12	23	8
Ron Ingram	16	1	3	4	8
NYR Total	66	4	9	13	58
Larry Cahan	53	4	8	12	80
Don Johns	57	1	9	10	26
Dick Meissner	35	3	5	8	0
Jean Ratelle	15	0	7	7	6
Albert Langlois	44	4	2	6	32
Dave Richardson	34	3	1	4	21
Doug Harvey	14	0	2	2	10
Marc Dufour	10	1	0	1	2
Howie Glover	25	1	0	1	9
Mike McMahon	18	0	1	1	16
Rod Seiling	2	0	1	1	0
Jacques Plante	65	0	1	1	6
Gord Labossiere	15	0	0	0	8
Sandy McGregor	2	0	0	0	0
Ken Schinkel	4	0	0	0	0
Gilles Villemure	5	0	0	0	0

1964-65	GP	G	A	PTS	PIM
Rod Gilbert	70	25	36	61	54
Phil Goyette	52	12	34	46	6
Vic Hadfield	70	18	20	38	102
Camille Henry	48	21	15	36	18

1964-65 (CONT'D)	GP	G	A	PTS	PIM
Don Marshall	69	20	15	35	2
Jean Ratelle	54	14	21	35	14
Doug Robinson	21	8	14	22	2
NYR Total	61	10	23	33	10
Bob Nevin	64	16	14	30	28
Earl Ingarfield	69	15	13	28	40
Rod Seiling	68	4	22	26	44
Harry Howell	68	2	20	22	63
Bill Hicke	40	6	11	17	26
NYR Total	57	6	12	18	28
Lou Angotti	70	9	8	17	20
Jim Neilson	62	0	13	13	54
Dick Duff	29	3	9	12	20
Arnie Brown	58	1	11	12	145
Wayne Hillman	22	1	7	8	26
NYR Total	41	1	8	9	34
John Brenneman	22	3	3	6	6
NYR Total	39	4	3	7	8
Larry Cahan	26	0	5	5	32
Jim Mikol	30	1	3	4	6

Val Fonteyne	27	0	1	1	2
Don Johns	22	0	1	1	4
Dave Richardson	7	0	1	1	2
Marcel Paille	39	0	1	1	2
Jacques Plante	33	0	1	1	6
Marc Dufour	2	0	0	0	0
Trevor Fahey	1	0	0	0	0
Sandy Fitzpatrick	4	0	0	0	2
Ron Ingram	3	0	0	0	2
Jim Johnson	1	0	0	0	0
Gord Labossiere	1	0	0	0	0
Mike McMahon	1	0	0	0	0
Dick Meissner	1	0	0	0	0
Mel Pearson	5	0	0	0	4
Bob Plager	10	0	0	0	18
Ulf Sterner	4	0	0	0	0
Billy Taylor	2	0	0	0	0
Ted Taylor	4	0	0	0	4

1965-66	GP	G	A	PTS	PIM
Bob Nevin	69	29	33	62	10
Don Marshall	69	26	28	54	6
Jean Ratelle	67	21	30	51	10
Phil Goyette	60	11	31	42	4
Earl Ingarfield	68	20	16	36	37
Vic Hadfield	69	16	19	35	117
NYR Total	35	10	14	24	124
Harry Howell	69	14	20	34	166
Bill Hicke	70	4	29	33	92
Rod Gilbert	49	9	18	27	21
Rod Gilbert	34	10	15	25	20
Jim Neilson	65	4	19	23	84
Doug Robinson	51	8	12	20	8
Wayne Hillman	68	3	17	20	70
Rod Seiling	52	5	10	15	24
Mike McMahon	41	0	12	12	32
John McKenzie	35	6	5	11	36
Garry Peters	63	7	3	10	42
Arnie Brown	64	1	7	8	106
Bob Plager	18	0	5	5	22
Lou Angotti	21	2	2	4	2
Ray Cullen	8	1	3	4	0
Paul Andrea	4	1	1	2	0
Cesare Maniago	28	0	2	2	2
Jim Johnson	5	1	0	1	0
Ted Taylor	4	0	1	1	2
John Brenneman	11	0	0	0	14
Al Hamilton	4	0	0	0	0
Al LeBrun	2	0	0	0	0
Dunc McCallum	2	0	0	0	2
Larry Mickey	7	0	0	0	0
Don Simmons	12	0	0	0	0
Ed Giacomin	36	0	0	0	10

1966-67	GP	G	A	PTS	PIM
Phil Goyette	70	12	49	61	6
Rod Gilbert	64	28	18	46	12
Don Marshall	70	24	22	46	4
Bob Nevin	67	20	24	44	6
Bernie Geoffrion	58	17	25	42	42
Harry Howell	70	12	28	40	54
Orland Kurtenbach	60	11	25	36	58
Earl Ingarfield	67	12	22	34	10
Vic Hadfield	69	13	20	33	80
Reggie Fleming	61	15	16	31	146
Jim Neilson	62	4	11	15	68
Wayne Hillman	67	2	12	14	43
Arnie Brown	69	2	10	12	59
Jean Ratelle	41	6	5	11	4
Ken Schinkel	20	6	3	9	0



# REGULAR SEASON SCORING STATISTICS

1966-67 (CONT'D)		GP	G	A	PTS	PIM
Bill Hicke		48	3	4	7	11
Red Berenson		30	0	5	5	2
Al MacNeil		58	0	4	4	44
Rod Seiling		12	1	1	2	6
Jim Johnson		2	0	0	0	0
Larry Mickey		8	0	0	0	2
Bob Plager		1	0	0	0	0
Doug Robinson		1	0	0	0	0
Cesare Maniago		6	0	0	0	0
Ed Giacomini		68	0	0	0	8
1967-68		GP	G	A	PTS	PIM
Jean Ratelle		74	32	46	78	18
Rod Gilbert		73	29	48	77	12
Phil Goyette		72	25	40	65	10
Bob Nevin		74	28	30	58	20
Don Marshall		70	19	30	49	2
Vic Hadfield		59	20	19	39	45
Orland Kurtenbach		73	15	20	35	82
Jim Neilson		67	6	29	35	60
Harry Howell		74	5	24	29	62
Arnie Brown		74	1	25	26	85
Ron Stewart	NYR	55	7	7	14	19
	Total	74	14	12	26	30
Reggie Fleming		73	17	7	24	132
Bernie Geoffrion		59	5	16	21	11
Camille Henry		36	8	12	20	0
Rod Seiling		71	5	11	16	44
Ron Attwell	NYR	4	0	0	0	2
	Total	22	1	7	8	8
Larry Jeffrey		47	2	4	6	15
Wayne Hillman		62	0	5	5	46
Red Berenson		19	2	1	3	2
Larry Mickey		4	0	2	2	0
Al Hamilton		2	0	0	0	0
Walt Tkaczuk		2	0	0	0	0
Gilles Villemure		4	0	0	0	0
Don Simmons		5	0	0	0	0
Ed Giacomini		66	0	0	0	4
1968-69		GP	G	A	PTS	PIM
Jean Ratelle		75	32	46	78	26
Rod Gilbert		66	28	49	77	22
Vic Hadfield		73	26	40	66	108
Bob Nevin		71	31	25	56	14
Phil Goyette		67	13	32	45	8
Jim Neilson		76	10	34	44	95
Don Marshall		74	20	19	39	12
Walt Tkaczuk		71	12	24	36	28
Dave Balon		75	10	21	31	57
Ron Stewart		75	18	11	29	20
Brad Park		54	3	23	26	70
Arnie Brown		74	10	12	22	50
Rod Seiling		73	4	17	21	75
Reggie Fleming		72	8	12	20	138
Harry Howell		56	4	7	11	36
Larry Jeffrey		75	1	6	7	12
Dennis Hextall		13	1	4	5	25
Bob Blackburn		11	0	0	0	0
Bill Fairbairn		1	0	0	0	0
Al Hamilton		16	0	0	0	8
Bob Jones		2	0	0	0	0
Orland Kurtenbach		2	0	0	0	2
Wayne Rivers		4	0	0	0	0
Guy Trottier		2	0	0	0	0
Gilles Villemure		4	0	0	0	0
Don Simmons		5	0	0	0	0
Ed Giacomini		70	0	0	0	2
1969-70		GP	G	A	PTS	PIM
Walt Tkaczuk		76	27	50	77	38
Jean Ratelle		75	32	42	74	28
Dave Balon		76	33	37	70	100
Bill Fairbairn		76	23	33	56	23
Vic Hadfield		71	20	34	54	69
Rod Gilbert		72	16	37	53	22
Bob Nevin		68	18	19	37	8
Brad Park		60	11	26	37	98
Arnie Brown		73	15	21	36	78
Tim Horton	NYR	15	1	5	6	16
	Total	74	4	24	28	107
Ted Irvine	NYR	17	0	3	3	10
	Total	75	11	16	27	38
Rod Seiling		76	5	21	26	68
Ron Stewart		76	14	10	24	14
Don Marshall		57	9	15	24	6
Jim Neilson		62	3	20	23	75
Juha Widing		44	7	7	14	10
Orland Kurtenbach		53	4	10	14	47
Real Lemieux		55	4	6	10	51
Al Hamilton		59	0	5	5	54
Jack Eggers		6	3	0	3	2

1969-70 (CONT'D)		GP	G	A	PTS	PIM
Don Luce		12	1	2	3	8
Larry Brown		15	0	3	3	8
Ed Giacomini		70	0	2	2	2
Terry Sawchuk		8	0	1	1	0
Don Blackburn		3	0	0	0	0
Ab DeMarco Jr.		3	0	0	0	0
Mike Robitaille		4	0	0	0	8
1970-71		GP	G	A	PTS	PIM
Walt Tkaczuk		77	26	49	75	48
Jean Ratelle		78	26	46	72	14
Rod Gilbert		78	30	31	61	65
Dave Balon		78	36	24	60	34
Pete Stelmowski	NYR	68	16	29	45	61
Total		78	18	31	49	69
Bruce MacGregor	NYR	27	12	13	25	4
Total		74	18	29	47	22
Bob Nevin		78	21	25	46	10
Vic Hadfield		63	22	22	44	38
Brad Park		68	7	37	44	114
Ted Irvine		76	20	18	38	137
Jim Neilson		77	8	24	32	69
Bill Fairbairn		56	7	23	30	32
Rod Seiling		68	5	22	27	34
Tim Horton		78	2	18	20	57
Dale Rolfe	NYR	14	0	7	7	23
Total		58	3	16	19	71
Jack Eggers		60	7	10	17	50
Arnie Brown		48	3	12	15	24
Glen Sather	NYR	31	2	0	2	52
Total		77	10	3	13	148
Ron Stewart		76	5	6	11	19
Syl Apps		31	1	2	3	11
Andre Dupont		7	1	2	3	21
Larry Brown		31	1	1	2	10
Mike Robitaille		11	1	1	2	7
Jim Krulicki		27	0	2	2	6
Ab DeMarco Jr.		2	0	1	1	0
Don Luce		9	0	1	1	0
Don Blackburn		1	0	0	0	0
Gilles Villemure		34	0	0	0	0
Ed Giacomini		45	0	0	0	4
1971-72		GP	G	A	PTS	PIM
Jean Ratelle		63	46	63	109	4
Vic Hadfield		78	50	56	106	142
Rod Gilbert		73	43	54	97	64
Brad Park		75	24	49	73	130
Walt Tkaczuk		76	24	42	66	65
Bill Fairbairn		78	22	37	59	53
Bobby Rousseau		78	21	36	57	12
Rod Seiling		78	5	36	41	62
Bruce MacGregor		75	19	21	40	22
Jim Neilson		78	7	30	37	56
Ted Irvine		78	15	21	36	66
Pete Stelmowski		59	11	17	28	53
Phil Goyette	NYR	8	1	4	5	0
Total		45	4	25	29	14
Jim Dorey	NYR	1	0	0	0	0
Total		51	4	19	23	56
Gene Carr	NYR	60	8	8	16	25
Total		74	11	10	21	34
Dale Rolfe		68	2	14	16	67
Glen Sather		76	5	9	14	77
Gary Doak	NYR	50	1	10	11	54
Total		55	1	11	12	77
Ab DeMarco Jr.		48	4	7	11	4
Dave Balon		16	4	5	9	2
Pierre Jarry		34	3	3	6	20
Ron Stewart	NYR	13	0	2	2	2
Total		55	3	3	6	12
Jack Eggers		17	2	1	3	14
Ed Giacomini		44	0	3	3	4
Gilles Villemure		37	0	2	2	6
Norm Gratton		3	0	1	1	0
Jim Lorentz		5	0	0	0	0
Mike McMahon		1	0	0	0	0
Tom Williams		3	0	0	0	2
1972-73		GP	G	A	PTS	PIM
Jean Ratelle		78	41	53	94	12
Rod Gilbert		76	25	59	84	25
Walt Tkaczuk		76	27	39	66	59
Bill Fairbairn		78	30	33	63	23
Vic Hadfield		63	28	34	62	60
Pete Stelmowski		78	22	37	59	71
Steve Vickers		61	30	23	53	37
Brad Park		52	10	43	53	51
Mike Murphy	NYR	15	4	4	8	5
Total		79	22	31	53	53
Bobby Rousseau		78	8	37	45	14

# REGULAR SEASON SCORING STATISTICS

1972-73 (CONT'D)					
	GP	G	A	PTS	PIM
Rod Seiling	72	9	33	42	36
Dale Rolfe	72	7	25	32	74
Bruce MacGregor	52	14	12	26	12
Glen Sather	77	11	15	26	64
Ted Irvine	53	8	12	20	54
Jim Neilson	52	4	16	20	35
Gene Carr	50	9	10	19	50
Ron Harris	47	3	10	13	17
	NYR				
Ab DeMarco Jr.	70	5	14	19	25
Bert Marshall	51	4	13	17	15
	NYR				
	8	0	0	0	14
Total	63	2	6	8	85
Ed Giacomini	43	0	2	2	6
Randy Legge	12	0	2	2	2
Jerry Butler	8	1	0	1	4
Bill Heindel	4	1	0	1	0
Larry Sacharuk	8	1	0	1	0
Curt Bennett	16	0	1	1	11
Sheldon Kannegiesser	3	0	1	1	4
	NYR				
	6	0	1	1	4
Ron Stewart	11	0	1	1	0
Tom Williams	8	0	1	1	0
Peter McDuffe	1	0	0	0	0
Gilles Villemure	34	0	0	0	2
1973-74					
	GP	G	A	PTS	PIM
Brad Park	78	25	57	82	148
Rod Gilbert	75	36	41	77	20
Pete Stelmowski	78	25	45	70	74
Jean Ratelle	68	28	39	67	16
Walt Tkaczuk	71	21	42	63	58
Bill Fairbairn	78	18	44	62	12
Steve Vickers	75	34	24	58	18
Vic Hadfield	77	27	28	55	75
Bobby Rousseau	72	10	41	51	4
Ted Irvine	75	26	20	46	105
Bruce MacGregor	66	17	27	44	6
	NYR				
Gilles Marotte	46	2	17	19	28
Total	68	3	28	31	51
Rod Seiling	68	7	23	30	32
Jerry Butler	26	6	10	16	24
Dale Rolfe	48	3	12	15	56
Ron Harris	63	2	12	14	25
Jim Neilson	72	4	7	11	38
Larry Sacharuk	23	2	4	6	4
Gene Carr	29	1	5	6	15
Jack Eggers	28	1	3	4	6
	NYR				
Total	34	1	4	5	12
Sheldon Kannegiesser	12	1	3	4	6
Mike Murphy	16	2	1	3	0
Tom Williams	14	1	2	3	4
Bert Wilson	5	1	1	2	2
Ed Giacomini	56	0	1	1	4
Real Lemieux	8	0	0	0	0
Glen Sather	2	0	0	0	0
Peter McDuffe	6	0	0	0	0
Gilles Villemure	21	0	0	0	0
1974-75					
	GP	G	A	PTS	PIM
Rod Gilbert	76	36	61	97	22
Jean Ratelle	79	36	55	91	26
Steve Vickers	80	41	48	89	64
Bill Fairbairn	80	24	37	61	10
Pete Stelmowski	77	24	35	59	63
Brad Park	65	13	44	57	104
Derek Sanderson	75	25	25	50	106
Ron Greschner	70	8	37	45	93
Greg Polis	76	26	15	41	55
Rick Middleton	47	22	18	40	19
Walt Tkaczuk	62	11	25	36	34
Gilles Marotte	77	4	32	36	69
Ted Irvine	79	17	17	34	66
Jerry Butler	78	17	16	33	102
Nick Beverley	67	3	15	18	19
John Bednarski	35	1	10	11	37
Dale Rolfe	42	1	8	9	30
Ron Harris	34	1	7	8	22
Bert Wilson	61	5	1	6	66
Bobby Rousseau	8	2	2	4	0
Bob MacMillan	22	1	2	3	4
Dave Maloney	4	0	2	2	0
Joe Zanussi	8	0	2	2	4
Jerry Holland	1	1	0	1	0
Hartland Monahan	6	0	1	1	4
Rod Seiling	4	0	1	1	0
Curt Ridley	2	0	0	0	0
Dunc Wilson	3	0	0	0	0
	NYR				
Total	28	0	0	0	6
Ed Giacomini	37	0	0	0	20
Gilles Villemure	45	0	0	0	2
1975-76					
	GP	G	A	PTS	PIM
Rod Gilbert	70	36	50	86	32

1975-76 (CONT'D)					
	GP	G	A	PTS	PIM
Steve Vickers	80	30	53	83	40
Phil Esposito	62	29	38	67	28
	NYR				
Total	74	35	48	83	36
Carol Vadnais	64	20	30	50	104
	NYR				
Total	76	22	35	57	121
Rick Middleton	77	24	26	50	14
Wayne Dillon	79	21	24	45	10
Pete Stelmowski	75	13	28	41	49
Greg Polis	79	15	21	36	77
Pat Hickey	70	14	22	36	36
Walt Tkaczuk	78	8	28	36	56
Bill Fairbairn	80	13	15	28	8
Ron Greschner	77	6	21	27	93
Gilles Marotte	57	4	17	21	34
Jean Ratelle	13	5	10	15	2
Larry Sacharuk	42	6	7	13	14
Jerry Holland	36	7	4	11	6
John Bednarski	59	1	8	9	77
Nick Beverley	63	1	8	9	46
Bill Collins	50	4	4	8	38
Brad Park	13	2	4	6	23
Dave Maloney	21	1	3	4	66
Doug Jarrett	45	0	4	4	19
Eddie Johnstone	10	2	1	3	4
John Davidson	56	0	2	2	8
Ron Harris	3	0	1	1	0
Doug Soetaert	8	0	1	1	0
Greg Holst	2	0	0	0	0
Dale Lewis	8	0	0	0	0
Derek Sanderson	8	0	0	0	4
Ed Giacomini	4	0	0	0	0
Dunc Wilson	20	0	0	0	11
1976-77					
	GP	G	A	PTS	PIM
Phil Esposito	80	34	46	80	52
Rod Gilbert	77	27	48	75	50
Ken Hodge	78	21	41	62	43
Don Murdoch	59	32	24	56	47
Steve Vickers	75	22	31	53	26
Walt Tkaczuk	80	12	38	50	38
Carol Vadnais	74	11	37	48	131
Ron Greschner	80	11	36	47	89
Wayne Dillon	78	17	29	46	33
Mike McEwen	80	14	29	43	38
Pat Hickey	80	23	17	40	35
Greg Polis	77	16	23	39	44
Bill Goldsworthy	61	10	12	22	43
	NYR				
Total	77	12	15	27	49
Dave Maloney	66	3	18	21	100
Dave Farrish	80	2	17	19	102
Dan Newman	41	9	8	17	37
Pete Stelmowski	61	2	13	15	8
Nick Fotiu	70	4	8	12	174
Bill Fairbairn	9	1	2	3	0
Mark Heaslip	19	1	0	1	31
John Bednarski	5	0	0	0	0
Nick Beverley	9	0	0	0	2
Greg Holst	5	0	0	0	0
Larry Huras	2	0	0	0	0
Doug Jarrett	9	0	0	0	4
Larry Sacharuk	2	0	0	0	0
Dave Tataryn	2	0	0	0	0
Doug Soetaert	12	0	0	0	0
John Davidson	39	0	0	0	6
Gilles Gratton	41	0	0	0	13
1977-78					
	GP	G	A	PTS	PIM
Phil Esposito	78	38	43	81	53
Pat Hickey	80	40	33	73	47
Ron Greschner	78	24	48	72	100
Walt Tkaczuk	80	26	40	66	30
Steve Vickers	79	19	44	63	30
Don Murdoch	66	27	28	55	41
Carol Vadnais	80	6	40	46	115
Ron Duguay	71	20	20	40	43
Lucien DeBlois	71	22	8	30	27
Eddie Johnstone	53	13	13	26	44
Greg Polis	37	7	16	23	12
Dave Maloney	56	2	19	21	63
Wayne Dillon	59	5	13	18	15
Mike McEwen	57	5	13	18	52
Dan Newman	59	5	13	18	22
Mark Heaslip	29	5	10	15	34
Don Awrey	78	2	8	10	38
Nick Fotiu	59	2	7	9	105
Rod Gilbert	19	2	7	9	6
Dave Farrish	66	3	5	8	62
Ken Hodge	18	2	4	6	8
Dallas Smith	29	1	4	5	23
Jerry Byers	7	2	1	3	0

# REGULAR SEASON SCORING STATISTICS

1977-78 (CONT'D)	GP	G	A	PTS	PIM
Mario Marois	8	1	1	2	15
Bill Goldsworthy	7	0	1	1	12
Wayne Thomas	41	0	1	1	9
Benoit Gosselin	7	0	0	0	33
Greg Hickey	1	0	0	0	0
Greg Holst	4	0	0	0	0
Mike Keating	1	0	0	0	0
Bud Stefanski	1	0	0	0	0
Hardy Astrom	4	0	0	0	0
Doug Soetaert	6	0	0	0	0
John Davidson	34	0	0	0	10

1978-79	GP	G	A	PTS	PIM
Phil Esposito	80	42	36	78	37
Anders Hedberg	80	33	45	78	33
Pat Hickey	80	34	41	75	56
Ulf Nilsson	59	27	39	66	21
Ron Duguay	79	27	36	63	35
Mike McEwen	80	20	38	58	35
Ron Greschner	60	17	36	53	66
Steve Vickers	66	13	34	47	24
Carol Vadnais	77	8	37	45	86
Walt Tkaczuk	77	15	27	42	38
Don Murdoch	40	15	22	37	6
Pierre Plante	70	6	25	31	37
Mario Marois	71	5	26	31	153
Dean Talafous	68	13	16	29	29
Lucien DeBlois	62	11	17	28	26
Dave Maloney	76	11	17	28	151
Don Maloney	28	9	17	26	39
Dave Farrish	71	1	19	20	61
Eddie Johnstone	30	5	3	8	27
Nick Fotiu	71	3	5	8	190
Greg Polls	6	1	1	2	8
Dan Clark	4	0	1	1	6
Mike Korney	18	0	1	1	18
Frank Beaton	2	0	0	0	0
Tim Bothwell	1	0	0	0	2
Andre Dore	2	0	0	0	0
Mike McDougal	1	0	0	0	0
Dean Turner	1	0	0	0	0
Doug Soetaert	17	0	0	0	4
Wayne Thomas	31	0	0	0	0
John Davidson	39	0	0	0	12

1979-80	GP	G	A	PTS	PIM
Phil Esposito	80	34	44	78	73
Don Maloney	79	25	48	73	97
Anders Hedberg	80	32	39	71	21
Barry Beck	61	14	45	59	98
Total	71	15	50	65	106
Steve Vickers	75	29	33	62	38
Ron Greschner	76	21	37	58	103
Ulf Nilsson	50	14	44	58	20
Ron Duguay	73	28	22	50	37
Don Murdoch	56	23	19	42	16
Dave Maloney	77	12	25	37	186
Walt Tkaczuk	76	12	25	37	36
Eddie Johnstone	78	14	21	35	60
Mario Marois	79	8	23	31	142
Dean Talafous	55	10	20	30	26
Carol Vadnais	66	3	20	23	118
Cam Connor	12	0	3	3	37
Total	50	7	16	23	173
Warren Miller	55	7	6	13	17
Claude Larose	25	4	7	11	2
Doug Sulliman	31	4	7	11	2
Tim Bothwell	45	4	6	10	20
Mike McEwen	9	1	7	8	8
Jocelyn Guevremont	20	2	5	7	6
Pat Conacher	17	0	5	5	4
Lucien DeBlois	6	3	1	4	7
Pat Hickey	7	2	2	4	10
Frank Beaton	23	1	1	2	43
Ray Markham	14	1	1	2	21
John Davidson	41	0	2	2	2
Ed Hospodar	20	0	1	1	76
Andre Dore	2	0	0	0	0
Bill Lochead	7	0	0	0	4
Jim Mayer	4	0	0	0	0
Dave Silk	2	0	0	0	0
Doug Soetaert	8	0	0	0	0
Wayne Thomas	12	0	0	0	0
Steve Baker	27	0	0	0	2

1980-81	GP	G	A	PTS	PIM
Anders Hedberg	80	30	40	70	52
Eddie Johnstone	80	30	38	68	100
Ron Greschner	74	27	41	68	112
Mike Allison	75	26	38	64	83
Steve Vickers	73	19	39	58	40

1980-81 (CONT'D)	GP	G	A	PTS	PIM
Don Maloney	61	29	23	52	99
Dave Maloney	79	11	36	47	132
Ulf Nilsson	51	14	25	39	42
Ron Duguay	50	17	21	38	83
Barry Beck	75	11	23	34	231
Dean Talafous	50	13	17	30	28
Tom Laidlaw	80	6	23	29	100
Walt Tkaczuk	43	6	22	28	28
Dave Silk	59	14	12	26	58
Jere Gillis	35	10	10	20	4
Total	46	10	14	24	8

1981-82	GP	G	A	PTS	PIM
Lance Nethery	33	11	12	23	12
Carol Vadnais	74	3	20	23	91
Phil Esposito	41	7	13	20	20
Ed Hospodar	61	5	14	19	214
Nick Fotiu	27	5	6	11	91
Total	69	9	9	18	170
Chris Kotsopoulos	54	4	12	16	153
Peter Wallin	12	1	5	6	2
Doug Sulliman	32	4	1	5	32
Dan McCarthy	5	4	0	4	4
Gary Burns	11	2	2	4	18
Cam Connor	15	1	3	4	44
Andre Dore	15	1	3	4	15
Mario Marois	8	1	2	3	46
Wayne Thomas	10	0	2	2	2
Jeff Bandura	2	0	1	1	0
Tim Bothwell	3	0	1	1	0
John Davidson	10	0	1	1	2
Mike McDougal	2	0	0	0	0
Steve Weeks	1	0	0	0	0
Steve Baker	21	0	0	0	5
Doug Soetaert	39	0	0	0	2

1982-83	GP	G	A	PTS	PIM
Mike Rogers	80	38	65	103	43
Ron Duguay	72	40	36	76	82
Mark Pavelich	79	33	43	76	67
Eddie Johnstone	68	30	28	58	57
Don Maloney	54	22	36	58	73
Reijo Ruotsalainen	78	18	38	56	27
Dave Maloney	64	13	36	49	105
Robbie Ftorek	30	8	24	32	24
Total	49	9	32	41	28
Barry Beck	60	9	29	38	111
Dave Silk	64	15	20	35	39
Mikko Leinonen	53	11	20	31	18
Pat Hickey	53	15	14	29	32
Mike Allison	48	7	15	22	74
Tom Laidlaw	79	3	18	21	104
Steve Vickers	34	9	11	20	13
Andre Dore	56	4	16	20	64
Nick Fotiu	70	8	10	18	151
Rob McClanahan	22	5	9	14	10
Total	39	5	12	17	21
Ron Greschner	29	5	11	16	16
Dean Talafous	29	6	7	13	8
Jere Gillis	26	3	9	12	16
Carol Vadnais	50	5	6	11	45
Ed Hospodar	41	3	8	11	152
Peter Wallin	40	2	9	11	12
Tom Youngmans	47	3	5	8	17
Total	50	4	5	9	17
Tim Bothwell	13	0	3	3	10
Steve Weeks	49	0	3	3	0
Mark Morrison	9	1	1	2	0
Mike Backman	3	0	2	2	4
Anders Hedberg	4	0	1	1	0
Lance Nethery	5	0	0	0	0
John Davidson	1	0	0	0	2
John Vanbiesbrouck	1	0	0	0	0
Steve Baker	6	0	0	0	0
Eddie Mio	25	0	0	0	4

1982-83	GP	G	A	PTS	PIM
Mike Rogers	71	29	47	76	28
Mark Pavelich	78	37	38	75	52
Don Maloney	78	29	40	69	88
Reijo Ruotsalainen	77	16	53	69	22
Anders Hedberg	78	25	34	59	12
Mikko Leinonen	78	17	34	51	23
Dave Maloney	78	8	42	50	132
Rob McClanahan	78	22	26	48	46
Ron Duguay	72	19	25	44	58
Eddie Johnstone	52	15	21	36	27
Barry Beck	66	12	22	34	112
Robbie Ftorek	61	12	19	31	41
Vaclav Nedomansky	35	12	8	20	0
Total	57	14	17	31	2
Kent-Erik Andersson	71	8	20	28	14

# REGULAR SEASON SCORING STATISTICS

1982-83 (CONT'D)	GP	G	A	PTS	PIM
Nick Fotiu	72	8	13	21	90
Mike Allison	39	11	9	20	37
Bill Baker	70	4	14	18	64
Chris Kontos	44	8	7	15	33
Andre Dore	39	3	12	15	39
Rick Chartraw	26	2	2	4	37
NYR Total	57	5	7	12	68
Scot Kleinendorst	30	2	9	11	8
Tom Laidlaw	80	0	10	10	75
Ron Greschner	10	3	5	8	0
Ulf Nilsson	10	2	4	6	2
Mike Backman	7	1	3	4	6
Eddie Mio	41	0	3	3	8
Dave Silk	16	1	1	2	15
Steve Weeks	18	0	2	2	0
Pat Conacher	5	0	1	1	4
Cam Connor	1	0	0	0	0
Graeme Nicolson	10	0	0	0	9
John Davidson	2	0	0	0	0
Steve Baker	3	0	0	0	0
Glen Hanlon	21	0	0	0	2
NYR Total	35	0	0	0	2

1983-84	GP	G	A	PTS	PIM
Mark Pavelich	77	29	53	82	96
Pierre Larouche	77	48	33	81	22
Anders Hedberg	79	32	35	67	16
Don Maloney	79	24	42	66	62
Mike Rogers	78	23	38	61	45
Reijo Ruotsalainen	74	20	39	59	26
Ron Greschner	77	12	44	56	117
Mark Osborne	73	23	28	51	88
Peter Sundstrom	77	22	22	44	24
Blaine Stoughton	14	5	2	7	4
NYR Total	68	28	16	44	8
Barry Beck	72	9	27	36	134
Dave Maloney	68	7	26	33	168
Jan Erixon	75	5	25	30	16
Mikko Leinonen	28	3	23	26	28
Willie Huber	42	9	14	23	60
Mike Allison	45	8	12	20	64
Kent-Erik Andersson	63	5	15	20	8
Tom Laidlaw	79	3	15	18	62
Rob McClanahan	41	6	8	14	21
Nick Fotiu	40	7	6	13	115
Mike Blaisdell	36	5	6	11	31
James Patrick	12	1	7	8	2
Steve Richmond	26	2	5	7	110
Robbie Ftorek	31	3	2	5	22
Larry Patey	9	1	2	3	4
NYR Total	26	1	3	4	12
Bob Brooke	9	1	2	3	4
George McPhee	9	1	1	2	11
Glen Hanlon	50	0	2	2	30
Scot Kleinendorst	23	0	2	2	35
Mike Backman	8	0	1	1	8
Chris Kontos	6	0	1	1	8
Dave Barr	6	0	0	0	2
Rick Chartraw	4	0	0	0	4
Mark Morrison	1	0	0	0	0
John Vanbiesbrouck	3	0	0	0	2
Ron Scott	9	0	0	0	0
Steve Weeks	26	0	0	0	4

1984-85	GP	G	A	PTS	PIM
Reijo Ruotsalainen	80	28	45	73	32
Mike Rogers	78	26	38	64	24
Pierre Larouche	65	24	36	60	8
Tomas Sandstrom	74	29	29	58	51
Anders Hedberg	64	20	31	51	10
Ron Greschner	48	16	29	45	42
Mark Pavelich	48	14	31	45	29
Peter Sundstrom	76	18	25	43	34
James Patrick	75	8	28	36	71
Steve Patrick	43	11	18	29	63
NYR Total	57	13	20	33	67
Jan Erixon	66	7	22	29	33
George McPhee	49	12	15	27	139
Don Maloney	37	11	16	27	32
Barry Beck	56	7	19	26	65
Mike Allison	31	9	15	24	17
Grant Ledyard	42	8	12	20	53
Robbie Ftorek	48	9	10	19	35
Bob Brooke	72	7	9	16	79
Willie Huber	49	3	11	14	55
Dave Gagner	38	6	6	12	16
Chris Kontos	28	4	8	12	24
Tom Laidlaw	61	1	11	12	52

1984-85 (CONT'D)	GP	G	A	PTS	PIM
Jim Wiemer	22	4	3	7	30
NYR Total	32	7	5	12	34
Nick Fotiu	46	4	7	11	54
Mark Osborne	23	4	4	8	33
Andre Dore	25	0	7	7	35
Randy Heath	12	2	3	5	15
Steve Richmond	34	0	5	5	90
John Vanbiesbrouck	42	0	5	5	17
Dave Maloney	16	2	1	3	10
Kelly Miller	5	0	2	2	2
Mike Blaisdell	12	1	0	1	11
Larry Patey	7	0	1	1	12
Simo Saarinen	8	0	0	0	8
Glen Hanlon	44	0	0	0	4

1985-86	GP	G	A	PTS	PIM
Mike Ridley	80	22	43	65	69
Reijo Ruotsalainen	80	17	42	59	47
Tomas Sandstrom	73	25	29	54	109
Ron Greschner	78	20	28	48	104
Brian MacLellan	51	11	21	32	47
NYR Total	78	16	29	45	66
Bob Brooke	79	24	20	44	111
James Patrick	75	14	29	43	88
Mark Pavelich	59	20	20	40	82
Mark Osborne	62	16	24	40	80
Raimo Helminen	66	10	30	40	10
Bob Crawford	11	1	2	3	10
NYR Total	68	15	22	37	26
Kelly Miller	74	13	20	33	52
Don Maloney	68	11	17	28	56
Pierre Larouche	28	20	7	27	4
Wilf Paiement	8	1	6	7	13
NYR Total	52	8	18	26	158

Peter Sundstrom	53	8	15	23	12
Jan Erixon	31	2	17	19	4
Tom Laidlaw	68	6	12	18	103
Willie Huber	70	7	8	15	85
Mike Allison	28	2	13	15	22
Larry Melnyk	46	1	8	9	65
NYR Total	52	3	11	14	76
Barry Beck	25	4	8	12	24
Grant Ledyard	27	2	9	11	20
Dave Gagner	32	4	6	10	19
George McPhee	30	4	4	8	63
Steve Patrick	28	4	3	7	37
Mike McEwen	16	2	5	7	8
Rob Whistle	32	4	2	6	10
Chris Jensen	9	1	3	4	0
Mike Rogers	9	1	0	4	2
Jim Wiemer	7	3	3	3	2
John Vanbiesbrouck	61	0	3	3	16
Steve Richmond	17	0	2	2	63
Randy Heath	1	0	1	1	0
Glen Hanlon	23	0	1	1	4
Tony Feltrin	10	0	0	0	21
Kjell Samuelsson	9	0	0	0	10
Terry Kleisinger	4	0	0	0	2
Ron Scott	4	0	0	0	0

1986-87	GP	G	A	PTS	PIM
Walt Poddubny	75	40	47	87	49
Marcel Dionne	14	4	6	10	6
NYR Total	81	28	56	84	60
Tomas Sandstrom	64	40	34	74	60
Kelly Kisio	70	24	40	64	73
Pierre Larouche	73	28	35	63	12
Don Maloney	72	19	38	57	117
James Patrick	78	10	45	55	62
Tony McKegney	64	29	17	46	56
NYR Total	75	31	20	51	72
Ron Greschner	60	6	34	40	62
NYR Total	34	9	12	21	9
Ron Duguay	74	14	25	39	39
Mike Ridley	38	16	20	36	20
Mark Osborne	58	17	15	32	101
Willie Huber	66	8	22	30	68
Jan Erixon	68	8	18	26	24
Curt Giles	61	2	17	19	50
NYR Total	72	2	20	22	54
Jeff Jackson	9	5	1	6	15
NYR Total	64	13	8	21	79
Kelly Miller	38	6	14	20	22
Larry Melnyk	73	3	12	15	182
Terry Carkner	52	2	13	15	118
Chris Jensen	36	6	7	13	21
Lucien DeBlois	40	3	8	11	27
Tom Laidlaw	63	1	10	11	65
Bobby Carpenter	28	2	8	10	20
George McPhee	21	4	4	8	34

# REGULAR SEASON SCORING STATISTICS

1986-87 (CONT'D)	GP	G	A	PTS	PIM
Bob Brooke	15	3	5	8	20
Kjell Samuelsson	30	2	6	8	50
Pat Price	13	0	2	2	49
	Total	60	0	8	130
Raimo Helminen	21	2	4	6	2
Stu Kulak	NYR	3	0	0	0
	Total	54	4	2	6
Dave Gagner	10	1	4	5	12
Lane Lambert	18	2	2	4	33
Brad Maxwell	9	0	4	4	6
Jay Caufield	13	2	1	3	45
Mike Donnelly	5	1	1	2	0
Bob Froese	NYR	28	0	2	2
	Total	31	0	2	2
Don Jackson	22	1	0	1	91
Gord Walker	1	1	0	1	4
Jim Leavins	4	0	1	1	4
Norm Maciver	4	0	1	1	0
John Vanbiesbrouck	50	0	1	1	18
Mike Siltala	1	0	0	0	0
Paul Fenton	8	0	0	0	2
Ron Talakoski	3	0	0	0	21
Bob Crawford	3	0	0	0	2
Ron Scott	1	0	0	0	0
Doug Soetaert	13	0	0	0	14

1987-88	GP	G	A	PTS	PIM
Walt Poddubny	77	38	50	88	76
Kelly Kisio	77	23	55	78	88
Tomas Sandstrom	69	28	40	68	95
Marcel Dionne	67	31	34	65	54
James Patrick	70	17	45	62	52
Brian Mullen	74	25	29	54	42
John Ogrodnick	64	22	32	54	16
Ulf Dahlen	70	29	23	52	26
Michel Petit	NYR	64	9	24	33
	Total	74	9	27	36
Don Maloney	66	12	21	33	60
David Shaw	68	7	25	32	100
Mark Hardy	19	2	2	4	31
	Total	80	8	24	32
Lucien DeBlois	74	9	21	30	103
Jan Erixon	70	7	19	26	33
Norm Maciver	37	9	15	24	14
Chris Nilan	NYR	22	3	5	8
	Total	72	10	10	20
Paul Cyr	NYR	40	4	13	17
	Total	60	5	14	19
Jari Gronstrand	62	3	11	14	63
Brian Leetch	17	2	12	14	0
Pierre Larouche	10	3	9	12	13
Ron Duguay	48	4	4	8	23
Joe Paterson	NYR	21	1	3	4
	Total	53	2	6	8
Ron Greschner	51	1	5	6	82
Gord Walker	18	1	4	5	17
John Vanbiesbrouck	56	0	5	5	46
Mike Donnelly	17	2	2	4	8
Willie Huber	11	1	3	4	14
Dave Pichette	6	1	3	4	0
Bruce Bell	13	1	2	3	8
Mark Tinordi	24	1	2	3	50
Jeff Brubaker	31	2	0	2	78
Steve Nemeth	12	2	0	2	2
Paul Boutilier	4	0	1	1	6
Chris Jensen	7	0	1	1	2
Larry Melnyk	14	0	1	1	34
Jim Pavese	14	0	1	1	48
Ron Talakoski	6	0	1	1	12
Simon Wheelodon	5	0	1	1	4
Bob Froese	25	0	1	1	6
Curt Giles	13	0	0	0	10
Mark Janssens	1	0	0	0	0
Rudy Poeschek	1	0	0	0	2
Mike Siltala	3	0	0	0	0
Ron Scott	2	0	0	0	0

1988-89	GP	G	A	PTS	PIM
Tomas Sandstrom	79	32	56	88	148
Carey Wilson	NYR	41	21	34	55
	Total	75	32	45	77
Brian Leetch	68	23	48	71	50
Brian Mullen	78	29	35	64	60
Tony Granato	78	36	27	63	140
Kelly Kisio	70	26	36	62	91
James Patrick	68	11	36	47	41
Guy Lafleur	67	18	27	45	12
Ulf Dahlen	56	24	19	43	50
John Ogrodnick	60	13	29	42	14

1988-89 (CONT'D)	GP	G	A	PTS	PIM
Lucien DeBlois	73	9	24	33	107
Michel Petit	69	8	25	33	154
Jason Lafreniere	38	8	16	24	6
Marcel Dionne	37	7	16	23	20
Lindy Ruff	13	0	5	5	31
	Total	76	6	16	22
Mark Hardy	NYR	45	2	12	14
	Total	60	4	16	20
Brian Lawton	30	7	10	17	39
David Shaw	63	6	11	17	88
Jan Erixon	44	4	11	15	27
Chris Nilan	38	7	7	14	177
Dean Kennedy	16	0	1	1	40
Don Maloney	31	4	9	13	16
Ron Greschner	58	1	10	11	94
Darren Turcotte	20	7	3	10	4
Norm Maciver	26	0	10	10	14
Kevin Miller	24	3	5	8	2
Igor Liba	10	2	5	7	15
Normand Rochefort	11	1	5	6	18
Rudy Poeschek	52	0	2	2	199
John Vanbiesbrouck	56	0	2	2	30
Doug Wickenheiser	1	1	0	1	0
Miloslav Horava	6	0	1	1	0
Joe Paterson	20	0	1	1	84
Simon Wheelodon	6	0	1	1	2
Bob Froese	30	0	1	1	6
Jeff Bloemberg	9	0	0	0	0
Stephane Brochu	1	0	0	0	0
Paul Cyr	1	0	0	0	2
Ken Hammond	3	0	0	0	0
Mark Janssens	5	0	0	0	0
James Latos	1	0	0	0	0
Peter Laviolette	12	0	0	0	6
Jay More	1	0	0	0	0

1989-90	GP	G	A	PTS	PIM
Bernie Nicholls	NYR	32	12	25	37
	Total	79	39	73	112
Mike Gartner	NYR	12	11	5	16
	Total	79	45	41	86
John Ogrodnick	80	43	31	74	44
Brian Mullen	76	27	41	68	42
Darren Turcotte	76	32	34	66	32
Kelly Kisio	68	22	44	66	105
James Patrick	73	14	43	57	50
Brian Leetch	72	11	45	56	26
Tomas Sandstrom	48	19	19	38	100
Ulf Dahlen	63	18	18	36	30
Troy Mallette	79	13	16	29	305
Carey Wilson	41	9	17	26	57
Tony Granato	37	7	18	25	77
Mark Hardy	54	0	15	15	94
Miloslav Horava	45	4	10	14	26
Kris King	68	6	7	13	286
Mark Janssens	80	5	8	13	161
Jan Erixon	58	4	9	13	8
Randy Moller	60	1	12	13	139
David Shaw	22	2	10	12	22
Dave Archibald	NYR	19	2	3	5
	Total	31	3	8	11
Ron Greschner	55	1	9	10	53
Lindy Ruff	56	3	6	9	80
Paul Broten	32	5	3	8	26
Jeff Bloemberg	28	3	3	6	25
Kevin Miller	16	0	5	5	2
Normand Rochefort	31	3	1	4	24
Chris Nilan	25	1	2	3	59
Mike Richter	23	0	3	3	0
John Vanbiesbrouck	47	0	2	2	24
Rick Bennett	6	1	0	1	5
Todd Charlesworth	7	0	0	0	6
Corey Millen	4	0	0	0	2
Rudy Poeschek	15	0	0	0	55
Bob Froese	15	0	0	0	0

1990-91	GP	G	A	PTS	PIM
Brian Leetch	80	16	72	88	42
Bernie Nicholls	71	25	48	73	96
Mike Gartner	79	49	20	69	53
Darren Turcotte	74	26	41	67	37
Brian Mullen	79	19	43	62	44
James Patrick	74	10	49	59	58
John Ogrodnick	79	31	23	54	10
Ray Sheppard	59	24	23	47	21
Kevin Miller	63	17	27	44	63
Kelly Kisio	51	15	20	35	58
Kris King	72	11	14	25	154

# REGULAR SEASON SCORING STATISTICS

1990-91 (CONT'D)	GP	G	A	PTS	PIM
Jan Erixon	53	7	18	25	8
Randy Moller	61	4	19	23	161
Troy Mallette	71	12	10	22	252
Mark Janssens	67	9	7	16	172
Jody Hull	47	5	8	13	10
Joe Cirella	19	1	0	1	52
NYR Total	58	3	10	13	111
David Shaw	77	2	10	12	89
Paul Broten	28	4	6	10	18
Normand Rochefort	44	3	7	10	35
Joe Kocur	5	0	0	0	36
NYR Total	57	5	4	9	289
Miloslav Horava	29	1	6	7	12
Mark Hardy	70	1	5	6	89
Corey Millen	4	3	1	4	0
John Vanbiesbrouck	40	0	3	3	18
Steven Rice	11	1	1	2	4
Jeff Bloemberg	3	0	2	2	0
Tie Dorn	28	1	0	1	185
Lindy Ruff	14	0	1	1	27
Mike Richter	45	0	1	1	4
Rick Bennett	6	0	0	0	6
Brian McReynolds	1	0	0	0	0
Dennis Vial	21	0	0	0	61
1991-92	GP	G	A	PTS	PIM
Mark Messier	79	35	72	107	76
Brian Leetch	80	22	80	102	26
Mike Gartner	76	40	41	81	55
James Patrick	80	14	57	71	54
Tony Amonte	79	35	34	69	55
Adam Graves	80	26	33	59	139
Sergei Nemchinov	73	30	28	58	15
Darren Turcotte	71	30	23	53	57
John Ogrodnick	55	17	13	30	22
Doug Weight	53	8	22	30	23
Paul Broten	74	13	15	28	102
Randy Gilhen	40	7	7	14	14
NYR Total	73	10	13	23	28
Kris King	79	10	9	19	224
Per Djoo	50	1	18	19	40
Tim Kerr	32	7	11	18	12
Jan Erixon	46	8	9	17	4
Jeff Beukeboom	56	1	10	11	122
NYR Total	74	1	15	16	200
Joe Cirella	67	3	12	15	121
Joe Kocur	51	7	4	11	121
Jay Wells	11	0	0	0	24
NYR Total	52	2	9	11	181
Randy Moller	43	2	7	9	78
Mark Hardy	52	1	8	9	65
Tie Dorn	42	2	4	6	246
Corey Millen	11	1	4	5	10
Rob Zamuner	9	1	2	3	2
John Vanbiesbrouck	45	0	3	3	23
Normand Rochefort	26	0	2	2	31
Rick Bennett	3	0	1	1	2
Jeff Bloemberg	3	0	1	1	0
David Shaw	10	0	1	1	15
Peter Fiorentino	1	0	0	0	0
Jody Hull	3	0	0	0	2
Mark Janssens	4	0	0	0	5
Bernie Nicholls	1	0	0	0	0
Mike Richter	41	0	0	0	6
1992-93	GP	G	A	PTS	PIM
Mark Messier	75	25	66	91	72
Tony Amonte	83	33	43	76	49
Mike Gartner	84	45	23	68	59
Adam Graves	84	36	29	65	148
Sergei Nemchinov	81	23	31	54	34
Darren Turcotte	71	25	28	53	40
Ed Olczyk	46	13	16	29	26
NYR Total	71	21	28	49	52
Doug Weight	65	15	25	40	55
Esa Tikkanen	15	2	5	7	18
NYR Total	81	16	24	40	94
Alexei Kovalev	65	20	18	38	79
Brian Leetch	36	6	30	36	26
Sergei Zubov	49	8	23	31	4
James Patrick	60	5	21	26	61
Phil Bourque	55	6	14	20	39
Jeff Beukeboom	82	2	17	19	153
Jan Erixon	45	5	11	16	10
Peter Andersson	31	4	11	15	18
Kevin Lowe	49	3	12	15	58
Paul Broten	60	5	9	14	48
Steven King	24	7	5	12	16
Mark Hardy	44	1	10	11	85
Jay Wells	53	1	9	10	107
Joe Cirella	55	3	6	9	85

1992-93 (CONT'D)	GP	G	A	PTS	PIM
Joe Kocur	65	3	6	9	131
Mike Hurlbut	23	1	8	9	16
John McIntyre	11	1	0	1	4
NYR Total	60	3	5	8	84
Mike Hartman	3	0	0	0	6
NYR Total	61	4	4	8	160
Randy Gilhen	33	3	2	5	8
Mike Richter	38	0	5	5	2
Kris King	30	0	3	3	67
Tie Dorn	12	2	0	2	95
Per Djoo	6	1	1	2	2
Craig Duncanson	3	0	1	1	0
John Vanbiesbrouck	48	0	1	1	18
Dave Marcynshyn	2	0	0	0	2
Joby Messier	11	0	0	0	6
Corey Hirsch	4	0	0	0	0
1993-94	GP	G	A	PTS	PIM
Sergei Zubov	78	12	77	89	39
Mark Messier	76	26	58	84	76
Adam Graves	84	52	27	79	127
Brian Leetch	84	23	56	79	67
Steve Larmer	68	21	39	60	41
Alexei Kovalev	76	23	33	56	154
Esa Tikkanen	83	22	32	54	114
Mike Gartner	71	28	24	52	58
Sergei Nemchinov	76	22	27	49	36
Glenn Anderson	12	4	2	6	12
NYR Total	85	21	20	41	62
Brian Noonan	12	4	2	6	12
NYR Total	76	18	23	41	69
Tony Amonte	72	16	22	38	31
Stephane Matteau	12	4	3	7	2
NYR Total	77	19	19	38	57
Craig MacTavish	12	4	2	6	11
NYR Total	78	20	12	32	91
Kevin Lowe	71	5	14	19	70
Alexander Karpovtsev	67	3	15	18	58
Jeff Beukeboom	68	8	8	16	170
Greg Gilbert	76	4	11	15	29
Mike Hudson	48	4	7	11	47
Jay Wells	79	2	7	9	110
Nick Kypreos	46	3	5	8	102
NYR Total	56	3	5	8	139
Ed Olczyk	37	3	5	8	28
Darren Turcotte	13	2	4	6	13
Joe Kocur	71	2	1	3	129
James Patrick	6	0	3	3	2
Peter Andersson	8	1	1	2	2
Mike Hartman	35	1	1	2	70
Doug Lidster	34	0	2	2	33
Joby Messier	4	0	2	2	0
Mattias Norstrom	9	0	2	2	6
Glenn Healy	29	0	2	2	2
Phil Bourque	16	0	1	1	8
Jim Hillier	2	0	0	0	7
Daniel Lacroix	4	0	0	0	0
Todd Marchant	1	0	0	0	0
Mike Richter	68	0	0	0	2
1994-95	GP	G	A	PTS	PIM
Mark Messier	46	14	39	53	40
Brian Leetch	48	9	32	41	18
Sergei Zubov	38	10	26	36	18
Pat Verbeek	19	10	5	15	18
NYR Total	48	17	16	33	71
Adam Graves	47	17	14	31	51
Steve Larmer	47	14	15	29	16
Alexei Kovalev	48	13	15	28	30
Brian Noonan	45	14	13	27	26
Petr Nedved	46	11	12	23	26
Sergei Nemchinov	47	7	6	13	16
Alexander Karpovtsev	47	4	8	12	30
Jay Wells	43	2	7	9	36
Troy Loney	4	0	0	0	0
NYR Total	30	5	4	9	23
Stephane Matteau	41	3	5	8	25
Kevin Lowe	44	1	7	8	58
Nathan Lafayette	12	0	0	0	0
NYR Total	39	4	4	8	2
Jeff Beukeboom	44	1	3	4	70
Nick Kypreos	40	1	3	4	93
Mark Osborne	37	1	3	4	19
Ed Olczyk	20	2	1	3	4
Joe Kocur	48	1	2	3	71
Mattias Norstrom	9	0	3	3	2
Darren Langdon	18	1	1	2	62
Joby Messier	10	0	2	2	18
Glenn Healy	17	0	2	2	2
Glen Featherstone	6	1	0	1	18
Shawn McCosh	5	1	0	1	2

# REGULAR SEASON SCORING STATISTICS

1994-95 (CONT'D)					
	GP	G	A	PTS	PIM
Jean-Yves Roy	3	1	0	1	2
Daniel Lacroix	NYR	1	0	0	0
Total	24	1	0	1	38
Mike Hartman	1	0	0	0	4
Mike Richter	35	0	0	0	2
1995-96					
	GP	G	A	PTS	PIM
Mark Messier	74	47	52	99	122
Brian Leetch	82	15	70	85	30
Pat Verbeek	69	41	41	82	129
Luc Robitaille	77	23	46	69	80
Alexei Kovalev	81	24	34	58	98
Adam Graves	82	22	36	58	100
Ray Ferraro	65	25	29	54	82
Jari Kurri	NYR	14	1	4	5
Total	71	18	27	45	39
Bruce Driver	66	3	34	37	42
Marty McSorley	NYR	9	0	2	2
Total	68	10	23	33	169
Sergei Nemchinov	78	17	15	32	38
Sergio Momesso	NYR	19	4	4	8
Total	73	11	12	23	142
Niklas Sundstrom	82	9	12	21	14
Ulf Samuelsson	74	1	18	19	122
Alexander Karpovtsev	40	2	16	18	26
Doug Lidster	59	5	9	14	50
Jeff Beukeboom	82	3	11	14	220
Darren Langdon	64	7	4	11	175
Wayne Presley	61	4	6	10	71
Shane Churla	NYR	10	0	0	0
Total	55	4	6	10	231
Nick Kypreos	42	3	4	7	77
Stephane Matteau	32	4	2	6	22
Kevin Lowe	53	1	5	6	76
Ken Gernander	10	2	3	5	4
Bill Berg	NYR	18	2	1	3
Total	41	3	2	5	41
Daniel Lacroix	25	2	2	4	30
Mattias Norstrom	25	2	1	3	22
Joe Kocur	38	1	2	3	49
Ian Laperriere	28	1	2	3	53
Chris Ferraro	2	1	0	1	0
Peter Ferraro	5	0	1	1	0
Barry Richter	4	0	1	1	0
Mike Richter	41	0	1	1	4
Glenn Healy	44	0	1	1	8
Nathan Lafayette	5	0	0	0	2
Steve Larouche	1	0	0	0	0
Jamie Ram	1	0	0	0	0
1996-97					
	GP	G	A	PTS	PIM
Wayne Gretzky	82	25	72	97	28
Mark Messier	71	36	48	84	88
Brian Leetch	82	20	58	78	40
Adam Graves	82	33	28	61	66
Niklas Sundstrom	82	24	28	52	20
Luc Robitaille	69	24	24	48	48
Alexander Karpovtsev	77	9	29	38	59
Alexei Kovalev	45	13	22	35	42
Russ Courtnall	NYR	14	2	5	7
Total	61	11	24	35	26
Bruce Driver	79	5	25	30	48
Esa Tikkanen	NYR	14	1	2	3
Total	76	13	17	30	72
Patrick Flatley	68	10	12	22	26
Sergei Nemchinov	63	6	13	19	12
Ulf Samuelsson	73	6	11	17	138
Brian Noonan	44	6	9	15	28
Bill Berg	67	8	6	14	37
Daniel Goneau	41	10	3	13	10
Jeff Beukeboom	80	3	9	12	167
Mike Eastwood	NYR	27	1	7	8
Total	60	2	10	12	14
Vladimir Vorobiev	16	5	5	10	6
Darren Langdon	60	3	6	9	195
Doug Lidster	48	3	4	7	24
David Oliver	NYR	14	2	1	3
Total	31	3	3	6	8
Christian Dube	27	1	1	2	4
Chris Ferraro	12	1	1	2	6
Ryan VandenBussche	11	1	0	1	30
Eric Cairns	40	0	1	1	147
Shane Churla	45	0	1	1	106
Jay More	14	0	1	1	25
Sylvain Blouin	6	0	0	0	18
Dallas Eakins	NYR	3	0	0	0
Total	7	0	0	0	16
Peter Ferraro	2	0	0	0	0
Sergio Momesso	9	0	0	0	11
Jeff Nielsen	2	0	0	0	2
Glenn Healy	23	0	0	0	4
Mike Richter	61	0	0	0	4

1997-98					
	GP	G	A	PTS	PIM
Wayne Gretzky	82	23	67	90	28
Pat LaFontaine	67	23	39	62	36
Alexei Kovalev	73	23	30	53	44
Brian Leetch	76	17	33	50	32
Niklas Sundstrom	70	19	28	47	24
Kevin Stevens	80	14	27	41	130
Adam Graves	72	23	12	35	41
Tim Sweeney	56	11	18	29	26
Bruce Driver	75	5	15	20	46
Todd Harvey	NYR	Did Not Play Due to Injury			
Total	59	9	10	19	104
Mike Keane	70	8	10	18	47
Ulf Samuelsson	73	3	9	12	122
Brian Skrudland	59	5	6	11	39
Bob Errey	NYR	12	0	0	0
Total	71	2	9	11	53
Mike Eastwood	48	5	5	10	16
Alexander Karpovtsev	47	3	7	10	38
Harry York	NYR	2	0	0	0
Total	60	4	6	10	31
Bill Berg	67	1	9	10	55
Jeff Finley	63	1	6	7	55
Peter Ferraro	NYR	1	0	0	0
Total	30	3	4	7	14
Darren Langdon	70	3	3	6	197
Marc Savard	28	1	5	6	4
P.J. Stock	38	2	3	5	114
Jeff Beukeboom	63	0	5	5	195
Vladimir Vorobiev	15	2	2	4	6
Johan Lindbom	38	1	3	4	28
Doug Lidster	36	0	4	4	24
Brad Smyth	NYR	1	0	0	0
Total	10	1	3	4	4
Eric Cairns	39	0	3	3	92
Daniel Goneau	11	2	0	2	4
Geoff Smith	15	1	1	2	6
Ryan VandenBussche	16	1	0	1	38
Maxim Galanov	6	0	1	1	2
Mike Richter	72	0	1	1	2
Sylvain Blouin	1	0	0	0	5
Pierre Sevigny	3	0	0	0	2
Ronnie Sundin	1	0	0	0	0
Jason Muzzatti	6	0	0	0	10
Dan Cloutier	12	0	0	0	19
1998-99					
	GP	G	A	PTS	PIM
Wayne Gretzky	70	9	53	62	14
John MacLean	82	28	27	55	46
Brian Leetch	82	13	42	55	42
Adam Graves	82	38	15	53	47
Petr Nedved	56	20	27	47	50
Marc Savard	70	9	36	45	38
Kevin Stevens	81	23	20	43	64
Niklas Sundstrom	81	13	30	43	20
Mike Knuble	82	15	20	35	26
Mathieu Schneider	75	10	24	34	71
Todd Harvey	37	11	17	28	72
Manny Malhotra	73	8	8	16	13
Mike Maneluk	NYR	4	0	0	4
Total	45	6	9	15	20
Ulf Samuelsson	67	4	8	12	93
Brent Fedyk	67	4	6	10	30
Jeff Beukeboom	45	0	9	9	60
Alexei Kovalev	14	3	4	7	12
Scott Fraser	28	2	4	6	14
Chris Tamer	NYR	52	1	5	6
Total	63	1	5	6	124
Peter Popovic	68	1	4	5	40
Rich Brennan	24	1	3	4	23
Rumun Ndur	NYR	31	1	3	4
Total	39	1	3	4	62
Eric Lacroix	NYR	30	2	1	3
Total	64	2	2	4	18
Sean Pronger	14	0	3	3	4
Esa Tikkanen	32	0	3	3	38
Jan Mertzig	23	0	2	2	8
Alexander Karpovtsev	2	1	0	1	0
Derek Armstrong	3	0	0	0	0
Christian Dube	6	0	0	0	0
Jeff Finley	2	0	0	0	0
Darren Langdon	44	0	0	0	80
Stan Neckar	18	0	0	0	8
Geoff Smith	4	0	0	0	2
P.J. Stock	5	0	0	0	6
Johan Whitehall	4	0	0	0	0
Harry York	5	0	0	0	4
Dan Cloutier	22	0	0	0	2
Mike Richter	68	0	0	0	0



# REGULAR SEASON SCORING STATISTICS

1999-00	GP	G	A	PTS	PIM
Petr Nedved	76	24	44	68	40
Theoren Fleury	80	15	49	64	68
Mike York	82	26	24	50	18
Radek Dvorak	46	11	22	33	10
Jan Hlavac	81	18	32	50	16
John MacLean	67	19	23	42	16
Adam Graves	77	18	24	42	52
Valeri Kamensky	77	23	17	40	14
Mathieu Schneider	58	13	19	32	24
Alexandre Daigle	80	10	20	30	78
Brian Leetch	58	8	18	26	23
Rob DiMaio	50	7	19	26	20
Kevin Hatcher	12	1	3	4	8
Kim Johnsson	62	6	19	25	50
Stephane Quintal	74	4	19	23	38
Mike Knuble	76	6	15	21	46
Eric Lacroix	75	2	14	16	77
Sylvain Lefebvre	59	9	5	14	18
Kevin Stevens	70	4	8	12	24
Todd Harvey	82	2	10	12	43
Rich Pilon	38	3	5	8	43
Johan Wittehall	31	3	3	6	62
Jason Dawe	45	0	4	4	36
Darren Langdon	54	0	6	6	70
P.J. Stock	9	1	1	2	2
Kirk McLean	3	0	1	1	2
Derek Armstrong	7	0	1	1	22
Daniel Gouneau	21	0	1	1	26
Chris Kenady	11	0	1	1	11
Manny Malhotra	22	0	1	1	2
Dale Purinton	1	0	0	0	0
Alexei Vasiliev	1	0	0	0	0
Terry Virtue	1	0	0	0	0
Jean-Francois Labbe	1	0	0	0	0
Milan Hnilicka	2	0	0	0	0
Mike Richter	61	0	0	0	4
2000-01	GP	G	A	PTS	PIM
Brian Leetch	82	21	58	79	34
Petr Nedved	79	32	46	78	54
Theoren Fleury	62	30	44	74	122
Radek Dvorak	82	31	36	67	20
Mark Messier	82	24	43	67	89
Jan Hlavac	79	28	36	64	20
Valeri Kamensky	65	14	20	34	36
Mike York	79	14	17	31	20
Adam Graves	82	10	16	26	77
Kim Johnsson	75	5	21	26	40
Sandy McCarthy	81	11	10	21	171
Michal Grosse	65	9	11	20	61
Sylvain Lefebvre	71	2	13	15	55
Manny Malhotra	50	4	8	12	31
Rich Pilon	69	2	9	11	175
Jeff Toms	15	1	1	2	0
Tim Taylor	54	3	5	8	10
Colin Forbes	38	2	5	7	16
Eric Lacroix	19	1	4	5	15
Tomas Kloucek	58	1	5	6	46
Petr Smrek	46	2	3	5	39
Brad Brown	43	1	4	5	74
Alexei Gusarov	14	0	3	3	12
Jeff Ulmer	20	2	3	5	14
Mike Mottau	48	1	3	4	107
Johan Wittehall	26	1	3	4	6
Vladimir Malakhov	21	3	0	3	8
Dale Purinton	18	0	3	3	13
Brad Smyth	15	0	3	3	8
Derek Armstrong	3	0	2	2	4
Drew Bannister	42	0	2	2	180
Jason Doig	4	1	0	1	4
John MacLean	3	0	0	0	0
Bert Robertsson	3	0	0	0	0
Tony Tuzzolino	2	0	0	0	0
David Wilkie	2	0	0	0	0
Jason LaBarbera	6	0	0	0	5
Johan Holmqvist	1	0	0	0	2
Vitali Yermeyev	1	0	0	0	0
Kirk McLean	4	0	0	0	0
Mike Richter	23	0	0	0	0
Guy Hebert	45	0	0	0	0
Total	13	0	0	0	0
Total	54	0	0	0	0
2001-02	GP	G	A	PTS	PIM
Eric Lindros	72	37	36	73	138
Pavel Bure	12	12	8	20	6
Theoren Fleury	68	34	35	69	62
Mike York	82	24	39	63	216
Brian Leetch	69	18	39	57	16
Petr Nedved	82	10	45	55	28
Martin Rucinsky	78	21	25	46	36
Radek Dvorak	15	3	10	13	6
Vladimir Malakhov	75	11	27	38	42
Rem Murray	65	17	20	37	14
Tom Poti	81	6	22	28	83
Andreas Johansson	11	1	2	3	4
Mark Messier	80	8	19	27	18
Sandy McCarthy	11	1	7	8	2
Bryan Berard	66	2	23	25	44
Matthew Barnaby	70	14	10	24	46
Mikael Samuelsson	41	7	16	23	32
Manny Malhotra	82	10	13	23	171
Zdeno Ciger	82	2	21	23	60
Jeff Toms	48	8	13	21	144
Dave Karpas	77	8	13	21	214
Igor Ulanov	67	6	10	16	23
Michal Grosse	56	7	6	13	42
Sylvain Lefebvre	29	6	7	13	16
Tomas Kloucek	38	7	4	11	10
Dale Purinton	75	1	10	11	131
Steve McKenna	39	0	6	6	53
Roman Lyashenko	15	3	2	5	12
Darren Van Impe	41	0	5	5	23
Petr Smrek	52	1	3	4	137
Jason Dawe	40	0	4	4	113
Rico Fata	54	2	1	3	144
Barrett Heisten	15	2	0	2	0
Mike Mottau	19	2	0	2	0
Richard Scott	17	1	0	1	12
Trent Whitfield	8	0	1	1	4
Johan Holmqvist	1	0	0	0	0
Dan Blackburn	1	0	0	0	0
Mike Richter	31	0	0	0	10
2002-03	GP	G	A	PTS	PIM
Alexei Kovalev	24	10	3	13	20
Anson Carter	78	37	40	77	70
Petr Nedved	11	1	4	5	6
Eric Lindros	79	26	34	60	26
Tom Poti	78	27	31	58	64
Mark Messier	81	19	34	53	141
Matthew Barnaby	80	11	37	48	58
Bobby Holik	78	18	22	40	30
Pavel Bure	79	14	22	36	142
Brian Leetch	64	16	19	35	52
Radek Dvorak	39	19	11	30	16
Mikael Samuelsson	51	12	18	30	20
Jamie Lundmark	63	6	21	27	16
Vladimir Malakhov	58	8	14	22	32
Boris Mironov	55	8	11	19	16
Sandy McCarthy	71	3	14	17	52
Ronald Petrovicky	36	3	9	12	34
Darius Kasparaitis	56	6	10	16	56
Rem Murray	82	6	9	15	81
Joel Bouchard	66	5	9	14	77
Dale Purinton	80	3	11	14	85
Dan LaCouture	32	6	6	12	4
Rico Fata	27	5	7	12	14
Cory Cross	58	3	9	12	161
Ales Pisa	24	1	4	5	0
Ted Donato	68	3	6	9	72
John Tripp	36	2	4	6	6
Dave Karpas	26	0	4	4	16
Sylvain Lefebvre	3	0	0	0	0
Richard Lintner	51	1	3	4	24
Gordie Dwyer	49	2	1	3	6
Mike Dunham	9	1	2	3	2
Josh Green	19	0	2	2	14
Roman Lyashenko	35	0	2	2	10
Krzysztof Oliwa	10	1	0	1	0
Billy Tibbetts	17	0	1	1	50
Dixon Ward	43	0	1	1	0
Total	58	0	1	1	0
Total	4	0	0	0	2
Total	2	0	0	0	0
Total	9	0	0	0	51
Total	11	0	0	0	12
Total	8	0	0	0	2

# REGULAR SEASON SCORING STATISTICS

2002-03 (CONT'D)		GP	G	A	PTS	PIM
Mike Wilson		1	0	0	0	0
Johan Holmqvist		1	0	0	0	0
Mike Richter		13	0	0	0	0
Dan Blackburn		32	0	0	0	2
2003-04		GP	G	A	PTS	PIM
Jaromir Jagr	NYR	31	15	14	29	12
	Total	77	31	43	74	38
Bobby Holik		82	25	31	56	96
Mark Messier		76	18	25	43	42
Alexei Kovalev		66	13	29	42	54
Martin Rucinsky		69	13	29	42	62
Brian Leetch		57	13	23	36	24
Matthew Barnaby		69	12	20	32	120
Eric Lindros		39	10	22	32	60
Petr Nedved		65	14	17	31	42
Jan Hlavac		72	5	21	26	16
Tom Poti		67	10	14	24	47
Chris Simon		65	14	9	23	225
Karel Rachunek	NYR	12	1	3	4	4
	Total	72	2	19	21	33
Vladimir Malakhov		56	3	15	18	53
Anson Carter		43	10	7	17	14
Boris Mironov		75	3	13	16	86
Greg de Vries		53	3	12	15	37
Josh Green	NYR	14	3	2	5	8
	Total	50	5	6	11	32
Jamie Lundmark		56	2	8	10	33
Darius Kasparaitis		44	1	9	10	48
Joel Bouchard		28	1	7	8	10
Dan LaCouture		59	5	2	7	82
Fedor Tyutin		25	2	5	7	14
Jed Ortmeyer		58	2	4	6	16
Jozef Balej	NYR	13	1	4	5	4
	Total	17	1	4	5	4
Sandy McCarthy	NYR	13	1	0	1	2
	Total	50	4	1	5	30
Thomas Pock		6	2	2	4	0
Mike Green	NYR	13	1	2	3	2
	Total	24	1	3	4	4
Dominic Moore		5	0	3	3	0
Blair Betts	NYR	Did Not Play Due to Injury				
	Total	20	1	2	3	10
Dale Purinton		40	1	1	2	117
Garth Murray		20	1	0	1	24
Chad Wiseman		4	1	0	1	0
Cory Larose		7	0	1	1	4
Chris McAllister	NYR	12	0	1	1	12
	Total	46	0	1	1	74
Jason LaBarbera		4	0	1	1	2
Jamie McLennan	NYR	4	0	0	0	0
	Total	30	0	1	1	4
Benoit Dusatlon		3	0	0	0	2
Ken Gernander		2	0	0	0	2
Paul Healey		4	0	0	0	0
Bryce Lampman		8	0	0	0	0
Jason MacDonald		4	0	0	0	19
Lawrence Nycholat		9	0	0	0	6
Jamie Pushor	NYR	7	0	0	0	0
	Total	14	0	0	0	2
Pascal Rheaume		17	0	0	0	5
Richard Scott		5	0	0	0	23
Mike Siklenka		1	0	0	0	0
Layne Ulmer		1	0	0	0	0
Steve Valiquette	NYR	2	0	0	0	0
	Total	3	0	0	0	0
Jussi Markkanen		26	0	0	0	0
Mike Dunham		57	0	0	0	0
2005-06		GP	G	A	PTS	PIM
Jaromir Jagr		82	54	69	123	72
Michael Nylander		81	23	56	79	76
Martin Straka		82	22	54	76	42
Martin Rucinsky		52	16	39	55	56
Petr Sykora	NYR	40	16	15	31	22
	Total	74	23	28	51	50
Petr Prucha		68	30	17	47	32
Steve Rucchin		72	13	23	36	10
Michal Rozsival		82	5	25	30	90
Jason Ward		81	10	18	28	44
Fedor Tyutin		77	6	19	25	58
Tom Poti		73	3	20	23	70
Sandis Ozolinsh	NYR	19	3	11	14	20
	Total	36	6	14	20	28
Dominic Moore		82	9	9	18	28
Marek Malik		74	2	16	18	78
Ville Nieminen		48	5	12	17	53
Marcel Hossa		64	10	6	16	28
Blair Betts		66	8	2	10	24
Jed Ortmeyer		78	5	2	7	38
2005-06 (CONT'D)		GP	G	A	PTS	PIM

Jason Strudwick		65	3	4	7	66
Darius Kasparaitis		67	0	6	6	97
Ryan Hollweg		52	2	3	5	84
Maxim Kondratiev		29	1	2	3	22
Jarkko Immonen		6	2	0	2	0
Thomas Pock		8	1	1	2	4
Henrik Lundqvist		53	0	2	2	0
Jamie Lundmark		3	1	0	1	6
Colton Orr	NYR	15	0	1	1	44
	Total	35	0	1	1	71
Chad Wiseman		1	0	1	1	4
Kevin Weekes		32	0	1	1	4
Fedor Fedorov		3	0	0	0	6
Alexandre Giroux		1	0	0	0	0
Bryce Lampman		1	0	0	0	2
David Liffiton		1	0	0	0	2
Jeff Taffe	NYR	2	0	0	0	0
	Total	4	0	0	0	0
Chris Holt		1	0	0	0	0
2006-07		GP	G	A	PTS	PIM
Jaromir Jagr		82	30	66	96	78
Michael Nylander		79	26	57	83	42
Martin Straka		77	29	41	70	24
Brendan Shanahan		67	29	33	62	47
Sean Avery	NYR	29	8	12	20	58
	Total	84	18	30	48	174
Matt Cullen		80	16	25	41	52
Petr Prucha		79	22	18	40	30
Michal Rozsival		80	10	30	40	52
Karel Rachunek		66	6	20	26	38
Paul Mara	NYR	19	2	3	5	18
	Total	78	5	18	23	113
Marek Malik		69	2	19	21	70
Marcel Hossa		64	10	8	18	26
Fedor Tyutin		66	2	12	14	44
Blair Betts		82	9	4	13	24
Aaron Ward		60	3	10	13	57
Adam Hall		49	4	8	12	18
Jed Ortmeyer		41	2	9	11	22
Jason Ward		46	4	6	10	26
Thomas Pock		44	4	4	8	16
Ryan Callahan		14	4	2	6	9
Jarkko Immonen		14	1	5	6	4
Dan Girardi		34	0	6	6	8
Jason Krog	NYR	9	2	0	2	4
	Total	23	3	3	6	10
Brad Isbister		19	1	4	5	14
Darius Kasparaitis		24	2	2	4	30
Colton Orr		53	2	1	3	126
Ryan Hollweg		78	1	2	3	131
Sandis Ozolinsh		21	0	3	3	8
Nigel Dawes		8	1	0	1	0
Pascal Dupuis		6	1	0	1	0
Brandon Dubinsky		6	0	0	0	2
Bryce Lampman		1	0	0	0	0
David Liffiton		2	0	0	0	7
Jason Strudwick		8	0	0	0	2
Steve Valiquette		3	0	0	0	0
Kevin Weekes		14	0	0	0	0
Henrik Lundqvist		70	0	0	0	0
2007-08		GP	G	A	PTS	PIM
Jaromir Jagr		82	25	46	71	58
Scott Gomez		81	16	54	70	36
Chris Drury		82	25	33	58	45
Brendan Shanahan		73	23	23	46	35
Martin Straka		65	14	27	41	22
Brandon Dubinsky		82	14	26	40	79
Michal Rozsival		80	13	25	38	80
Sean Avery		57	15	18	33	154
Nigel Dawes		61	14	15	29	10
Dan Girardi		82	10	18	28	14
Fredrik Sjostrom	NYR	18	2	0	2	8
	Total	69	12	9	21	22
Fedor Tyutin		82	5	15	20	43
Christian Backman	NYR	18	2	6	8	20
	Total	63	3	15	18	50
Petr Prucha		62	7	10	17	22
Paul Mara		61	1	16	17	52
Ryan Callahan		52	8	5	13	31
Marek Malik		42	2	8	10	48
Marc Staal		80	2	8	10	42
Marcel Hossa		36	1	7	8	24
Blair Betts		75	2	5	7	20
Ryan Hollweg		70	2	2	4	96
Colton Orr		74	1	1	2	159
Jason Strudwick		52	1	1	2	40
Ivan Baranka		1	0	1	1	0
Dane Byers		1	0	0	0	0
Greg Moore		6	0	0	0	0

# REGULAR SEASON SCORING STATISTICS

2007-08 (CONTD)		GP	G	A	PTS	PIM
Thomas Pock		1	0	0	0	0
Steve Valiquette		13	0	0	0	2
Henrik Lundqvist		72	0	0	0	2
2008-09		GP	G	A	PTS	PIM
Nik Antropov	NYR	18	7	6	13	6
	Total	81	28	31	59	30
Nikolai Zherdev		82	23	35	58	39
Scott Gomez		77	16	42	58	60
Chris Drury		81	22	34	56	32
Markus Naslund		82	24	22	46	57
Brandon Dubinsky		82	13	28	41	112
Ryan Callahan		81	22	18	40	45
Michal Rozsival		76	8	22	30	52
Wade Redden		81	3	23	26	51
Dan Girardi		82	4	18	22	53
Sean Avery	NYR	18	5	7	12	34
	Total	41	8	14	22	111
Paul Mara		76	5	16	21	94
Derek Morris	NYR	18	0	8	8	16
	Total	75	5	15	20	40
Nigel Dawes		52	10	9	19	15
Aaron Voros		54	8	8	16	122
Marc Staal		82	3	12	15	64
Lauri Korpikoski		68	6	8	14	14
Fredrik Sjostrom		79	7	6	13	30
Dmitri Kalinin		58	1	12	13	26
Blair Betts		81	6	4	10	16
Petr Prucha		28	4	5	9	16
Colton Orr		82	1	4	5	193
Dan Fritsche		16	1	3	4	2
Corey Potter		5	1	1	2	0
Erik Reitz	NYR	11	0	0	0	24
	Total	42	1	1	2	65
Henrik Lundqvist		70	0	2	2	0
Steve Valiquette		15	0	1	1	2
Artem Anisimov		1	0	0	0	0
Patrick Rissmiller		2	0	0	0	0
Michael Sauer		3	0	0	0	0
2009-10		GP	G	A	PTS	PIM
Marian Gaborik		76	42	44	86	37
Vinny Prospal		75	20	38	58	32
Olli Jokinen	NYR	26	4	11	15	22
	Total	82	15	35	50	75
Brandon Dubinsky		69	20	24	44	54
Ryan Callahan		77	19	18	37	48
Michael Del Zotto		80	9	28	37	32
Chris Drury		77	14	18	32	31
Sean Avery		69	11	20	31	160
Artem Anisimov		82	12	16	28	32
Marc Staal		82	8	19	27	44
Erik Christensen	NYR	49	8	18	26	24
	Total	58	8	18	26	26
Dan Girardi		82	6	18	24	53
Michal Rozsival		82	3	20	23	78
Ales Kotalkic		45	8	14	22	38
Matt Gilroy		69	4	11	15	23
Chris Higgins		55	6	8	14	32
Enver Lisin		57	6	8	14	18
Wade Redden		75	2	12	14	27
Brandon Prust	NYR	26	4	5	9	65
	Total	69	5	9	14	163
Jody Shelley	NYR	21	2	4	6	37
	Total	57	2	7	9	115
P.A. Parenteau		22	3	5	8	4
Aaron Voros		41	3	4	7	89
Brian Boyle		71	4	2	6	47
Anders Eriksson	NYR	8	0	2	2	0
	Total	20	0	5	5	2
Alex Auld	NYR	3	0	0	0	0
	Total	24	0	2	2	2
Dane Byers		5	1	0	1	31
Donald Brashear		36	0	1	1	73
Chad Johnson		5	0	1	1	0
Henrik Lundqvist		73	0	1	1	0
Ilkka Heikkinen		7	0	0	0	0
Corey Locke		3	0	0	0	0
Corey Potter		3	0	0	0	2
Bobby Sanguinetti		5	0	0	0	4
Matt Zaba		1	0	0	0	0
Steve Valiquette		6	0	0	0	0
2010-11		GP	G	A	PTS	PIM
Brandon Dubinsky		77	24	30	54	100
Ryan Callahan		60	23	25	48	46
Marian Gaborik		62	22	26	48	18
Derek Stepan		82	21	24	45	20
Artem Anisimov		82	18	26	44	20
Brian Boyle		82	21	14	35	74

2010-11 (CONTD)		GP	G	A	PTS	PIM
Wojtek Wolski	NYR	37	6	13	19	8
	Total	73	12	23	35	18
Dan Girardi		80	4	27	31	37
Brandon Prust		82	13	16	29	160
Marc Staal		77	7	22	29	50
Bryan McCabe	NYR	19	2	4	6	6
	Total	67	7	21	28	34
Erik Christensen		63	11	16	27	18
Ruslan Fedotenko		66	10	15	25	25
Sean Avery		76	3	21	24	174
Vinny Prospal		29	9	14	23	8
Mats Zuccarello		42	6	17	23	4
Alex Frolov		43	7	9	16	8
Michael Sauer		76	3	12	15	75
Michael Rozsival		32	3	12	15	22
Matt Gilroy		58	3	8	11	14
Michael Del Zotto		47	2	9	11	20
Ryan McDonagh		40	1	8	9	14
Steve Eminger		65	2	4	6	22
Chris Drury		24	1	4	5	8
Henrik Lundqvist		68	0	4	4	6
Derek Boogaard		22	1	1	2	45
Todd White		18	1	1	2	2
Chad Kolarik		4	0	1	1	2
Kris Newbury		11	0	1	1	35
Brodie Dupont		1	0	0	0	0
Evgeny Grachev		8	0	0	0	0
Dale Weise		10	0	0	0	19
Jeremy Williams		1	0	0	0	0
Chad Johnson		1	0	0	0	0
Martin Biron		17	0	0	0	0
2011-12		GP	G	A	PTS	PIM
Marian Gaborik		82	41	35	76	34
Brad Richards		82	25	41	66	22
Ryan Callahan		76	29	25	54	61
Derek Stepan		82	17	34	51	22
Michael Del Zotto		77	10	31	41	36
Carl Hagelin		64	14	24	38	24
Artem Anisimov		79	16	20	36	34
Brandon Dubinsky		77	10	24	34	110
Ryan McDonagh		82	7	25	32	44
Dan Girardi		82	5	24	29	20
Brian Boyle		82	11	15	26	59
Ruslan Fedotenko		73	9	11	20	16
Anton Stralman		53	2	16	18	20
Brandon Prust		82	5	12	17	156
John Mitchell		63	5	11	16	8
Stu Bickel		51	0	9	9	108
Jeff Woywitka		27	1	5	6	8
Mike Rupp		60	4	1	5	97
Steve Eminger		42	2	3	5	28
Marc Staal		46	2	3	5	16
Erik Christensen		20	1	4	5	2
Sean Avery		15	3	0	3	21
Mats Zuccarello		10	2	1	3	6
Michael Sauer		19	1	2	3	21
Wojtek Wolski		9	0	3	3	2
Martin Biron		21	0	3	3	0
Tim Erixon		18	0	2	2	8
Henrik Lundqvist		62	0	2	2	4
Andre Deveau		9	0	1	1	29
John Scott	NYR	6	0	0	0	5
	Total	35	0	1	1	53
Brendan Bell		1	0	0	0	0
Kris Newbury		7	0	0	0	24
2012-13		GP	G	A	PTS	PIM
Derek Stepan		48	18	26	44	12
Rick Nash		44	21	21	42	26
Brad Richards		46	11	23	34	14
Ryan Callahan		45	16	15	31	12
Derick Brassard	NYR	13	5	6	11	0
	Total	47	12	17	29	16
Carl Hagelin		48	10	14	24	18
Michael Del Zotto		46	3	18	21	18
Marian Gaborik		35	9	10	19	8
Ryan McDonagh		47	4	15	19	22
Ryane Clowe	NYR	12	3	5	8	14
	Total	40	3	16	19	93
Dan Girardi		46	2	12	14	16
Taylor Pyatt		48	6	5	11	6
Marc Staal		21	2	9	11	14
Derek Dorsett	NYR		Did Not Play Due to Injury			
	Total	24	3	6	9	53
Mats Zuccarello		15	3	5	8	8
Anton Stralman		48	4	3	7	16
John Moore	NYR	13	1	5	6	5
	Total	30	1	6	7	7
Brian Boyle		38	2	3	5	29

# REGULAR SEASON SCORING STATISTICS

2012-13 (CONT'D)	GP	G	A	PTS	PIM
JT. Miller	26	2	2	4	8
Chris Kreider	23	2	1	3	6
Steve Eminger	35	0	3	3	8
Arron Asham	27	2	0	2	50
Benn Ferriero	4	0	1	1	0
Jeff Halpern	30	0	1	1	8
Kris Newbury	6	0	1	1	9
Roman Hamrlik	12	0	0	0	6
Total	16	0	1	1	8
Henrik Lundqvist	43	0	1	1	0
Stu Bickel	16	0	0	0	49
Matt Gilroy	15	0	0	0	6
Micheal Haley	9	0	0	0	12
Brandon Mashinter	4	0	0	0	0
Darroll Powe	34	0	0	0	18
Total	42	0	0	0	27
Mike Rupp	8	0	0	0	12
Brandon Segal	1	0	0	0	2
Christian Thomas	1	0	0	0	0
Martin Biron	6	0	0	0	0

2013-14	GP	G	A	PTS	PIM
Martin St. Louis	19	1	7	8	4
Total	81	30	39	69	10
Mats Zuccarello	77	19	40	59	32
Derek Stepan	82	17	40	57	18
Brad Richards	82	20	31	51	18
Derrick Brassard	81	18	27	45	46
Ryan McDonagh	77	14	29	43	36
Rick Nash	65	26	13	39	36
Chris Kreider	66	17	20	37	72
Benoit Pouliot	80	15	21	36	56
Carl Hagelin	72	17	16	33	44
Ryan Callahan	45	11	14	25	16
Dan Girardi	81	5	19	24	16
Brian Boyle	82	6	12	18	56
Dominic Moore	73	6	12	18	18
John Moore	74	4	11	15	25
Raphael Diaz	11	1	1	2	4
Total	63	2	13	15	16
Marc Staal	72	3	11	14	24
Anton Stralman	81	1	12	13	26
Michael Del Zotto	42	2	9	11	10
Kevin Klein	30	1	5	6	0
Total	77	2	7	9	21
Derek Dorsett	51	4	4	8	128
JT. Miller	30	3	3	6	18
Daniel Carcillo	31	3	0	3	43
Total	57	4	1	5	100
Henrik Lundqvist	63	0	4	4	0
Justin Falk	21	0	2	2	20
Taylor Pyatt	22	0	1	1	10
Conor Allen	3	0	0	0	0
Arron Asham	6	0	0	0	14
Jesper Fast	11	0	0	0	2
Brandon Mashinter	6	0	0	0	10
Dylan McIlrath	2	0	0	0	7
Darroll Powe	1	0	0	0	0
Martin Biron	2	0	0	0	0
Cam Talbot	21	0	0	0	0

2014-15	GP	G	A	PTS	PIM
Rick Nash	79	42	27	69	36
Derrick Brassard	80	19	41	60	34
Derek Stepan	68	16	39	55	22
Martin St. Louis	74	21	31	52	20
Keith Yandle	21	2	9	11	8
Total	84	6	46	52	40
Mats Zuccarello	78	15	34	49	45
Chris Kreider	80	21	25	46	88
Kevin Hayes	79	17	28	45	22
Carl Hagelin	82	17	18	35	46
Ryan McDonagh	71	8	25	33	26
Dominic Moore	82	10	17	27	28
Kevin Klein	65	9	17	26	25
JT. Miller	58	10	13	23	23
Dan Boyle	65	9	11	20	20
Marc Staal	80	5	15	20	42
Dan Girardi	82	4	16	20	22
Lee Stempniak	53	9	9	18	18
James Sheppard	14	2	0	2	9
Total	71	7	11	18	37
Jesper Fast	58	6	8	14	8
Matt Humick	55	2	9	11	16
Anthony Duclair	18	1	6	7	4
Tanner Glass	66	1	5	6	98
John Moore	38	1	5	6	19
Chris Summers	3	0	0	0	0
Total	20	0	3	3	8
Chris Mueller	7	1	1	2	0

2014-15 (CONT'D)	GP	G	A	PTS	PIM
Michael Kostka	7	0	1	1	0
Henrik Lundqvist	46	0	1	1	0
Ryan Malone	6	0	0	0	4
Conor Allen	4	0	0	0	4
Ryan Bourque	1	0	0	0	0
Oscar Lindberg	1	0	0	0	0
Dylan McIlrath	1	0	0	0	9
Cam Talbot	36	0	0	0	0
Mackenzie Skapski	2	0	0	0	0

2015-16	GP	G	A	PTS	PIM
Mats Zuccarello	81	26	35	61	34
Derrick Brassard	80	27	31	58	30
Derek Stepan	72	22	31	53	20
Keith Yandle	82	5	42	47	40
Chris Kreider	79	21	22	43	58
JT. Miller	82	22	21	43	46
Eric Staal	20	3	3	6	2
Total	83	13	26	39	34
Kevin Hayes	79	14	22	36	30
Rick Nash	60	15	21	36	30
Ryan McDonagh	73	9	25	34	22
Jesper Fast	79	10	20	30	18
Oscar Lindberg	68	13	15	28	43
Kevin Klein	69	9	17	26	19
Dan Boyle	74	10	14	24	30
Viktor Stalberg	75	9	11	20	22
Dan Girardi	74	2	15	17	20
Marc Staal	77	2	13	15	36
Dominic Moore	80	6	9	15	32
Tanner Glass	57	4	3	7	66
Dylan McIlrath	34	2	2	4	64
Henrik Lundqvist	65	0	4	4	4
Emerson Etem	19	0	3	3	2
Jarret Stoll	29	1	2	3	20
Jayson Megna	6	1	1	2	2
Marek Hrivik	5	0	1	1	0
Chris Summers	3	0	0	0	4
Daniel Paille	12	0	0	0	0
Brady Skjei	7	0	0	0	4
Antti Raanta	25	0	0	0	0
Magnus Hellberg	1	0	0	0	0

2016-17	GP	G	A	PTS	PIM
Mats Zuccarello	80	15	44	59	26
JT. Miller	82	22	34	56	21
Derek Stepan	81	17	38	55	16
Chris Kreider	75	28	25	53	58
Kevin Hayes	76	17	32	49	18
Ryan McDonagh	77	6	36	42	37
Michael Grabner	76	27	13	40	10
Brady Skjei	80	5	34	39	42
Rick Nash	67	23	15	38	26
Mika Zibanejad	56	14	23	37	16
Nick Holden	80	11	23	34	35
Jimmy Vesey	80	16	11	27	26
Jesper Fast	68	6	15	21	16
Oscar Lindberg	65	8	12	20	32
Pavel Buchnevich	41	8	12	20	13
Brandon Pirri	60	8	10	18	25
Dan Girardi	63	4	11	15	16
Kevin Klein	60	3	11	14	31
Adam Clendening	31	2	9	11	17
Marc Staal	72	3	7	10	34
Matt Puempel	27	6	3	9	4
Total	40	6	3	9	11
Brendan Smith	18	1	3	4	29
Total	51	3	6	9	63
Tanner Glass	11	1	1	2	17
Marek Hrivik	16	0	2	2	2
Steven Kampfner	10	1	1	2	2
Total	11	1	1	2	6
Josh Jooris	12	1	1	2	6
Henrik Lundqvist	57	0	1	1	0
Antti Raanta	30	0	1	1	0
Dylan McIlrath	1	0	0	0	4
Nicklas Jensen	7	0	0	0	0
Taylor Beck	2	0	0	0	0
Total	5	0	0	0	4
Boo Nieves	1	0	0	0	0
Magnus Hellberg	2	0	0	0	0

2017-18	GP	G	A	PTS	PIM
Mats Zuccarello	80	16	37	53	36
Vladislav Namestnikov	19	2	2	4	10
Total	81	22	26	48	45
Mika Zibanejad	72	27	20	47	14
Kevin Hayes	76	25	19	44	18
Pavel Buchnevich	74	14	29	43	20

# REGULAR SEASON SCORING STATISTICS

2017-18 (CONTD)						2019-20 (CONTD)							
		GP	G	A	PTS	PIM			GP	G	A	PTS	PIM
Ryan Spooner	NYR	20	4	12	16	2	Filip Chytil		60	14	9	23	10
	Total	59	13	28	41	4	Kaapo Kakko		66	10	13	23	14
J.T. Miller		63	13	27	40	28	Brady Skjei		60	8	15	23	41
Chris Kreider		58	16	21	37	44	Brett Howden		70	9	10	19	28
Jesper Fast		71	13	20	33	26	Brendan Lemieux		59	6	12	18	111
Michael Grabner		59	25	6	31	12	Ryan Lindgren		60	1	13	14	47
Rick Nash		60	18	10	28	24	Marc Staal		52	2	9	11	16
Jimmy Vesey		79	17	11	28	20	Greg McKegg		53	5	4	9	17
David Desharnais		71	6	22	28	18	Brendan Smith		62	3	5	8	71
Ryan McDonagh		49	2	24	26	20	Libor Hajek		28	0	5	5	12
Brady Skjei		82	4	21	25	39	Phillip Di Giuseppe		20	1	3	4	2
Kevin Shattenkirk		46	5	18	23	44	Julien Gauthier	NYR	12	0	2	2	2
Paul Carey		60	7	7	14	20	Total		17	0	3	3	8
Neal Pionk		28	1	13	14	12	Micheal Haley		22	1	0	1	50
Nick Holden		55	3	9	12	14	Lias Andersson		17	0	1	1	4
Boo Nieves		28	1	8	9	12	Tim Gettinger		2	0	1	1	0
Marc Staal		72	1	7	8	18	Alexandar Georgiev		34	0	1	1	0
Brendan Smith		44	1	7	8	69	Henrik Lundqvist		30	0	1	1	2
Tony DeAngelo		32	0	8	8	11	Steven Fogarty		7	0	0	0	0
John Gilmour		28	2	3	5	14	Boo Nieves		4	0	0	0	4
Ryan Sproul		16	1	4	5	6	Vladislav Namestnikov		2	0	0	0	2
Vinni Lettieri		19	1	4	5	0	Igor Shesterkin		12	0	0	0	0
Peter Holland		23	1	3	4	7	2020-21						
Cody McLeod	NYR	25	0	2	2	39			GP	G	A	PTS	PIM
	Total	48	1	3	4	111	Artemi Panarin		42	17	41	58	6
Filip Chytil		9	1	2	3	4	Mika Zibanejad		56	24	26	50	18
Rob O'Gara	NYR	22	0	3	3	6	Ryan Strome		56	14	35	49	39
	Total	30	0	3	3	6	Pavel Buchnevich		54	20	28	48	42
Lias Andersson		7	1	1	2	0	Adam Fox		55	5	42	47	14
Steven Kampfer		22	0	1	1	20	Chris Kreider		50	20	10	30	34
Henrik Lundqvist		63	0	1	1	0	Filip Chytil		42	8	14	22	10
Steven Fogarty		1	0	0	0	2	Colin Blackwell		47	12	10	22	15
Daniel Catenacci		1	0	0	0	0	Alexis Lafreniere		56	12	9	21	8
Adam Cracknell		4	0	0	0	0	Kaapo Kakko		48	9	8	17	10
Matt Beleskey	NYR	1	0	0	0	4	Ryan Lindgren		51	1	15	16	35
	Total	15	0	0	0	21	Kevin Rooney		54	8	6	14	54
Ondrej Pavelec		19	0	0	0	2	Jacob Trouba		38	2	10	12	22
Alexandar Georgiev		10	0	0	0	0	K'Andre Miller		53	5	7	12	20
Brandon Halverson		1	0	0	0	0	Brendan Smith		48	5	5	10	73
2018-19													
		GP	G	A	PTS	PIM	Phillip Di Giuseppe <td></td> <td>31</td> <td>1</td> <td>7</td> <td>8</td> <td>13</td>		31	1	7	8	13
Mika Zibanejad		82	30	44	74	47	Julien Gauthier		30	2	6	8	14
Chris Kreider		79	28	24	52	57	Brendan Lemieux		31	2	5	7	59
Kevin Hayes		51	14	28	42	10	Brett Howden		42	1	6	7	11
Pavel Buchnevich		64	21	17	38	13	Anthony Bitetto		14	1	3	4	20
Mats Zuccarello		46	11	26	37	24	Zac Jones		10	0	4	4	2
Jimmy Vesey		81	17	18	35	21	Vitali Kravtsov		20	2	2	4	4
Ryan Strome	NYR	63	18	15	33	50	Libor Hajek		44	2	2	4	10
	Total	81	19	16	35	64	Justin Richards		1	0	1	1	0
Vladislav Namestnikov		78	11	20	31	44	Jack Johnson		13	1	0	1	8
Tony DeAngelo		61	4	26	30	77	Tony DeAngelo		6	0	1	1	4
Kevin Shattenkirk		73	2	26	28	20	Jonny Brodzinski		5	1	0	1	4
Neal Pionk		73	6	20	26	35	Morgan Barron		5	1	0	1	2
Brady Skjei		78	8	17	25	44	Tarmo Reunanen		4	0	1	1	0
Filip Chytil		75	11	12	23	8	Alexandar Georgiev		19	0	1	1	0
Brett Howden		66	6	17	23	14	Tim Gettinger		2	0	0	0	0
Jesper Fast		66	8	12	20	26	Igor Shesterkin		35	0	0	0	0
Brendan Lemieux	NYR	19	3	3	6	44	Keith Kinkaid		9	0	0	0	0
	Total	63	12	5	17	108	2021-22						
Brendan Smith		63	4	9	13	71			GP	G	A	PTS	PIM
Marc Staal		79	3	10	13	32	Artemi Panarin		75	22	74	96	18
Boo Nieves		43	4	6	10	8	Mika Zibanejad		81	29	52	81	12
Lias Andersson		42	2	4	6	29	Chris Kreider		81	52	25	77	24
Fredrik Claesson		37	2	4	6	9	Adam Fox		78	11	63	74	26
Adam McQuaid		36	2	3	5	33	Ryan Strome		74	21	33	54	69
Connor Brickley		14	1	3	4	9	Jacob Trouba		81	11	28	39	88
Vinni Lettieri		27	1	2	3	14	Barclay Goodrow		79	13	20	33	69
Henrik Lundqvist		52	0	3	3	0	Alexis Lafreniere		79	19	12	31	37
Ryan Spooner		16	1	1	2	0	Filip Chytil		67	8	14	22	14
Alexandar Georgiev		33	0	2	2	2	K'Andre Miller		82	7	13	20	24
Libor Hajek		5	1	0	1	6	Andrew Copp		16	8	10	18	8
Matt Beleskey		4	1	0	1	5	Kaapo Kakko		43	7	11	18	10
Cody McLeod		31	1	0	1	60	Dryden Hunt		76	6	11	17	52
Tim Gettinger		4	0	0	0	0	Ryan Lindgren		78	4	11	15	48
Steven Fogarty		10	0	0	0	0	Frank Vatrano		22	8	5	13	6
Ryan Lindgren		5	0	0	0	8	Ryan Reaves		69	5	8	13	43
John Gilmour		5	0	0	0	4	Kevin Rooney		61	6	6	12	18
2019-20													
		GP	G	A	PTS	PIM	Braden Schneider <td></td> <td>43</td> <td>2</td> <td>9</td> <td>11</td> <td>9</td>		43	2	9	11	9
Artemi Panarin		69	32	63	95	20	Julien Gauthier		49	3	4	7	8
Mika Zibanejad		57	41	34	75	14	Patrik Nemeth		63	2	5	7	28
Ryan Strome		70	18	41	59	48	Greg McKegg		43	2	3	5	6
Tony DeAngelo		68	15	38	53	47	Nils Lundkvist		25	1	3	4	0
Pavel Buchnevich		68	16	30	46	24	Sammy Blais		14	0	4	4	17
Chris Kreider		63	24	21	45	58	Justin Braun		8	1	1	2	0
Adam Fox		70	8	34	42	32	Jonny Brodzinski		22	1	1	2	10
Jesper Fast		69	12	17	29	20	Zac Jones		12	0	2	2	0
Jacob Trouba		70	7	20	27	61	Jarred Tinordi		7	1	0	1	7
							Libor Hajek		17	0	1	1	8

## REGULAR SEASON SCORING STATISTICS

2021-22 (CONT'D)	GP	G	A	PTS	PIM
Morgan Barron	13	0	1	1	4
Tyler Motte	9	0	0	0	0
Tim Gettinger	8	0	0	0	0
Igor Shesterkin	53	0	1	1	2
Alexandar Georgiev	33	0	0	0	0
Keith Kinkaid	1	0	0	0	0
Adam Huska	1	0	0	0	0

2022-23	GP	G	A	PTS	PIM
Artemi Panarin	82	29	63	92	36
Mika Zibanejad	82	39	52	91	20
Adam Fox	82	12	60	72	34
Vincent Trocheck	82	22	42	64	58
Chris Kreider	79	36	18	54	26
Filip Chytil	74	22	23	45	30
K'Andre Miller	79	9	34	43	47
Kaapo Kakko	82	18	22	40	8
Alexis Lafrenière	81	16	23	39	33
Barclay Goodrow	82	11	20	31	58
Jacob Trouba	82	8	22	30	63
Jimmy Vesey	81	11	14	25	20
Vladimir Tarasenko	31	8	13	21	0
Ryan Lindgren	63	1	17	18	45
Braden Schneider	81	5	13	18	16
Patrick Kane	19	5	7	12	6
Tyler Motte	24	5	5	10	2
Julien Gauthier	40	6	3	9	4
Ben Harpur	42	1	5	6	20
Vitali Kravtsov	28	3	3	6	6
Sammy Blais	40	0	5	5	8
Ryan Carpenter	22	1	2	3	10
Niko Mikkola	31	1	2	3	23
Jonny Brodzinski	17	1	1	2	8
Zac Jones	16	1	1	2	4
Dryden Hunt	3	1	0	1	2
Libor Hajek	16	1	0	1	4
Igor Shesterkin	58	0	1	1	2
Jaroslav Halak	25	0	1	1	0
Ryan Reaves	12	0	0	0	12
Jake Leschyshyn	13	0	0	0	0
Will Cuylle	4	0	0	0	10

## REGULAR SEASON GOALTENDING STATISTICS

YEAR	GOALTENDER	GP	W	L	T/OT	GA	GAA	SO
1926-27	Lorne Chabot	37	22	9	5	59	1.51	10
	Hal Winkler	8	3	4	1	13	1.65	2
1927-28	Lorne Chabot	44	19	16	9	79	1.74	11
1928-29	John Ross Roach	44	21	13	10	65	1.41	13
1929-30	John Ross Roach	44	17	17	10	143	3.10	1
1930-31	John Ross Roach	44	19	16	9	87	1.89	7
1931-32	John Ross Roach	48	23	17	8	112	2.23	9
1932-33	Andy Aitkenhead	48	23	17	8	107	2.16	3
1933-34	Andy Aitkenhead	48	21	19	8	113	2.27	7
1934-35	Dave Kerr	37	19	12	6	94	2.47	4
	Andy Aitkenhead	10	3	7	0	37	3.64	1
1935-36	Percy Jackson	1	0	1	0	8	8.00	0
	Dave Kerr	47	18	17	12	95	1.91	8
	Bert Gardiner	1	1	0	0	1	1.00	0
1936-37	Dave Kerr	48	19	20	9	106	2.10	4
1937-38	Dave Kerr	48	27	15	6	96	1.95	8
1938-39	Dave Kerr	48	26	16	6	104	2.10	6
1939-40	Dave Kerr	48	27	11	10	77	1.54	8
1940-41	Dave Kerr	48	21	19	8	125	2.49	2
1941-42	Jim Henry	48	29	17	2	143	2.90	1
1942-43	Jimmy Franks	23	5	14	4	103	4.48	0
	Bill Beveridge	17	4	10	3	89	5.24	1
	Steve Buzinski	9	2	6	1	55	5.89	0
	Lionel Bouvrette	1	0	1	0	6	6.00	0
1943-44	Ken McAuley*	50	6	39	5	310	6.24	0
	Harry Lumley*	1	0	0	0	0	0.00	0
1944-45	Ken McAuley	46	11	25	10	227	4.93	1
	Doug Stevenson	4	0	4	0	20	5.00	0
1945-46	Chuck Rayner	41	12	21	7	151	3.72	1
	Jim Henry	10	1	7	2	39	4.16	1
1946-47	Chuck Rayner	58	22	30	6	177	3.05	5
	Jim Henry	2	0	2	0	9	4.50	0
1947-48	Jim Henry	48	17	18	13	152	3.17	2
	Chuck Rayner	12	4	7	0	42	3.65	0
	Bob DeCourcy	1	0	1	0	6	12.29	0
1948-49	Chuck Rayner	58	16	31	11	168	2.90	7
	Emile Francis	2	2	0	0	4	2.00	0
1949-50	Chuck Rayner	69	28	30	11	181	2.62	6
	Emile Francis	1	0	1	0	8	8.00	0
1950-51	Chuck Rayner	66	19	27	20	185	2.82	2
	Emile Francis	5	1	2	1	14	3.23	0
1951-52	Chuck Rayner	53	18	25	10	156	2.94	2
	Emile Francis	14	4	7	3	41	2.93	0
	Lorne Anderson	3	1	2	0	18	6.00	0
1952-53	Gump Worsley	50	13	29	8	151	3.02	2
	Chuck Rayner	20	4	8	8	58	2.90	1
1953-54	Johnny Bower	70	29	31	10	178	2.54	5
1954-55	Gump Worsley	65	15	33	17	195	3.00	4
	Johnny Bower	5	2	2	1	13	2.60	0
1955-56	Gump Worsley	70	32	28	10	198	2.83	4
1956-57	Gump Worsley	68	26	28	14	216	3.18	3
	Johnny Bower	2	0	2	0	6	3.01	0
1957-58	Gump Worsley	37	21	10	6	86	2.32	4
	Marcel Paille	33	11	15	7	102	3.09	1
1958-59	Gump Worsley	66	26	29	11	193	2.94	2
	Marcel Paille	1	0	0	1	4	4.00	0
	Bruce Gamble	3	0	3	0	11	3.67	0
1959-60	Julian Klymkiw	1	0	0	0	2	6.37	0
	Gump Worsley	39	7	23	8	135	3.52	0
	Marcel Paille	17	6	9	2	67	3.94	1
	Al Rollins	10	3	4	3	31	3.10	0
	Jack McCartan	4	1	1	2	7	1.75	0
	Joe Schaefer	1	0	1	0	5	7.57	0



## REGULAR SEASON GOALTENDING STATISTICS

YEAR	GOALTENDER	GP	W	L	T/OT	GA	GAA	SO
1960-61	Gump Worsley	59	20	29	8	190	3.29	1
	Marcel Paille	4	1	2	1	16	4.00	0
	Jack McCartan	8	1	6	1	35	4.77	1
1961-62	Joe Schaefer	1	0	1	0	3	3.64	0
	Gump Worsley	60	22	27	9	172	2.92	2
	Marcel Paille	10	4	4	2	28	2.80	0
	Danny Oseovich	1	0	0	1	2	4.12	0
1962-63	Dave Dryden	1	0	1	0	3	4.55	0
	Gump Worsley	67	22	34	10	217	3.27	2
	Marcel Paille	3	0	1	2	10	3.33	0
	Marcel Pelletier	2	0	1	0	3	4.62	0
1963-64	Jacques Plante	65	22	36	7	220	3.39	3
	Gilles Villemure	5	0	2	3	18	3.60	0
1964-65	Jacques Plante	33	10	17	5	109	3.38	2
	Marcel Paille	39	10	21	7	135	3.58	0
1965-66	Ed Giacomin	36	8	20	6	125	3.69	0
	Cesare Maniago	28	9	14	4	94	3.50	2
	Don Simmons	12	1	7	1	40	4.36	0
1966-67	Ed Giacomin	68	30	27	11	173	2.61	9
	Cesare Maniago	6	0	1	1	14	3.84	0
1967-68	Ed Giacomin	66	36	20	10	160	2.44	8
	Gilles Villemure	4	1	2	0	8	2.40	1
	Don Simmons	5	2	1	2	13	2.61	0
1968-69	Ed Giacomin	70	38	23	7	175	2.56	7
	Gilles Villemure	4	2	1	1	9	2.25	0
	Don Simmons	5	1	2	1	8	2.34	0
1969-70	Ed Giacomin	70	35	21	14	163	2.36	6
	Terry Sawchuk	8	3	1	2	20	2.91	1
1970-71	Ed Giacomin	45	27	10	7	95	2.16	8
	Gilles Villemure	34	22	8	4	78	2.30	4
1971-72	Ed Giacomin	44	24	10	9	115	2.71	1
	Gilles Villemure	37	24	7	4	74	2.09	3
1972-73	Ed Giacomin	43	26	11	6	125	2.91	4
	Gilles Villemure	34	20	12	2	78	2.30	3
	Peter McDuffe	1	1	0	0	1	1.00	0
1973-74	Ed Giacomin	56	30	15	10	168	3.07	5
	Gilles Villemure	21	7	7	3	62	3.53	0
	Peter McDuffe	6	3	2	1	18	3.18	0
1974-75	Gilles Villemure	45	22	14	6	130	3.16	2
	Ed Giacomin	37	13	12	8	120	3.49	1
	Dunc Wilson	3	1	2	0	13	4.35	0
1975-76	Curt Ridley	2	1	1	0	7	5.19	0
	John Davidson	56	22	28	5	212	3.97	3
	Dunc Wilson	20	5	9	3	76	4.24	0
	Doug Soetaert	8	2	2	0	24	5.29	0
1976-77	Ed Giacomin	4	0	3	1	19	4.75	0
	John Davidson	39	14	14	6	125	3.55	1
	Gilles Gratton	41	11	18	7	143	4.23	0
	Doug Soetaert	12	3	4	1	28	2.95	1
	Dave Tatarzyn	2	1	1	0	10	7.50	0
1977-78	John Davidson	34	14	13	4	98	3.18	1
	Wayne Thomas	41	12	20	7	141	3.60	4
	Hardy Astrom	4	2	2	0	14	3.50	0
1978-79	Doug Soetaert	6	2	2	2	20	3.34	0
	John Davidson	39	20	12	5	131	3.53	0
	Wayne Thomas	31	15	10	3	101	3.64	1
	Doug Soetaert	17	5	7	3	57	3.81	0
1979-80	John Davidson	41	20	15	4	122	3.18	2
	Steve Baker	27	9	8	6	79	3.41	1
	Wayne Thomas	12	4	7	0	44	3.98	0
	Doug Soetaert	8	5	2	0	33	4.57	0

## REGULAR SEASON GOALTENDING STATISTICS

YEAR	GOALTENDER	GP	W	L	T/OT	GA	GAA	SO
1980-81	Doug Soetaert	39	16	16	7	152	3.94	0
	Steve Baker	21	10	6	5	73	3.49	2
	Wayne Thomas	10	3	6	1	34	3.42	0
	John Davidson	10	1	7	1	48	5.17	0
	Steve Weeks	1	0	1	0	2	2.04	0
1981-82	Steve Weeks	49	23	16	9	179	3.77	1
	Ed Mio	25	13	6	5	89	3.56	0
	John Davidson	1	1	0	0	1	1.00	0
	John Vanbiesbrouck	1	1	0	0	1	1.00	0
	Steve Baker	6	1	5	0	33	6.03	0
1982-83	Ed Mio	41	16	18	6	136	3.46	2
	John Davidson	2	1	1	0	5	2.50	0
	Steve Baker	3	0	1	0	5	2.98	0
	Glen Hanlon	21	9	10	1	67	3.45	0
	Steve Weeks	18	9	5	3	68	3.92	0
1983-84	Glen Hanlon	50	28	14	4	166	3.52	1
	Steve Weeks	26	10	11	2	90	3.98	0
	Ron Scott	9	2	3	3	29	3.60	0
	John Vanbiesbrouck	3	2	1	0	10	3.35	0
	Glen Hanlon	44	14	20	7	175	4.19	0
1984-85	John Vanbiesbrouck	42	12	24	3	165	4.21	1
	John Vanbiesbrouck	61	31	21	5	184	3.33	3
	Glen Hanlon	23	5	12	1	65	3.35	0
	Ron Scott	4	0	3	0	11	4.24	0
	Terry Kleisinger	4	0	2	0	14	4.42	0
1986-87	Bob Froese	28	14	11	0	92	3.76	0
	John Vanbiesbrouck	50	18	20	5	161	3.64	0
	Ron Scott	1	0	0	1	5	4.62	0
	Doug Soetaert	13	2	7	2	58	5.17	0
	John Vanbiesbrouck	56	27	22	7	187	3.38	2
1987-88	Bob Froese	25	8	11	3	85	3.54	0
	Ron Scott	2	1	1	0	6	4.01	0
	John Vanbiesbrouck	56	28	21	4	197	3.69	0
	Bob Froese	30	9	14	4	102	3.78	1
	Mike Richter	23	12	5	5	66	3.00	0
1989-90	Bob Froese	15	5	7	1	45	3.33	0
	John Vanbiesbrouck	47	19	19	7	154	3.38	1
	Mike Richter	45	21	13	7	135	3.12	0
	John Vanbiesbrouck	40	15	18	6	126	3.35	3
	John Vanbiesbrouck	45	27	13	3	120	2.85	2
1991-92	Mike Richter	41	23	12	2	119	3.11	3
	John Vanbiesbrouck	48	20	18	7	152	3.31	4
	Mike Richter	38	13	19	3	134	3.82	1
	Corey Hirsch	4	1	2	1	14	3.75	0
	Mike Richter	68	42	12	6	159	2.57	5
1993-94	Glenn Healy	29	10	12	2	69	3.03	2
	Glenn Healy	17	8	6	1	35	2.36	1
	Mike Richter	35	14	17	2	97	2.92	2
	Mike Richter	41	24	13	3	107	2.68	3
	Glenn Healy	44	17	14	11	124	2.90	2
1995-96	Jamie Ram	1	0	0	0	0	0.00	0
	Mike Richter	61	33	22	6	161	2.69	4
	Glenn Healy	23	5	12	4	59	2.61	1
	Mike Richter	72	21	31	15	184	2.66	0
	Dan Cloutier	12	4	5	1	23	2.50	0
1997-98	Jason Muzzatti	6	0	3	2	17	3.26	0
	Mike Richter	68	27	30	8	170	2.63	4
	Dan Cloutier	22	6	8	3	49	2.68	0
	Mike Richter	61	22	31	8	173	2.87	0
	Kirk McLean	22	7	8	4	58	2.89	0
1999-00	Milan Hnilecka	2	0	1	0	5	3.48	0
	Jean-Francois Labbe	1	0	1	0	3	3.00	0

## REGULAR SEASON GOALTENDING STATISTICS

YEAR	GOALTENDER	GP	W	L	T/OT	GA	GAA	SO
2000-01	Mike Richter	45	20	21	3	144	3.28	0
	Guy Hebert	13	5	7	1	42	3.43	0
	Kirk McLean	23	8	10	1	71	3.49	0
	Vitali Veremeyev	4	0	4	0	16	4.52	0
	Johan Holmqvist	2	0	2	0	10	5.05	0
2001-02	Jason LaBarbera	1	0	0	0	0	0.00	0
	Mike Richter	55	24	26	4	157	2.95	2
	Dan Blackburn	31	12	16	0	95	3.28	0
	Johan Holmqvist	1	0	0	0	0	0.00	0
	Mike Dunham	43	19	17	5	94	2.29	5
2002-03	Dan Blackburn	32	8	16	4	93	3.17	1
	Mike Richter	13	5	6	1	34	2.94	0
	Johan Holmqvist	1	0	1	0	2	3.08	0
	Mike Dunham	57	16	30	6	159	3.03	2
	Jussi Markkanen	26	8	12	1	53	2.56	2
2003-04	Jamie McLennan	4	1	3	0	12	2.96	0
	Jason LaBarbera	4	1	2	0	16	4.84	0
	Steve Valiquette	2	1	1	0	6	3.00	0
	Henrik Lundqvist	53	30	12	9	116	2.24	2
	Kevin Weekes	32	14	14	3	91	2.95	0
2004-05	Chris Holt	1	0	0	0	0	0.00	0
	Henrik Lundqvist	70	37	22	8	160	2.34	5
	Kevin Weekes	14	4	6	2	43	3.39	0
	Steve Valiquette	3	1	2	0	6	3.14	0
	Henrik Lundqvist	72	37	24	10	160	2.23	10
2005-06	Steve Valiquette	13	5	3	3	25	2.19	2
	Henrik Lundqvist	70	38	25	7	168	2.43	3
	Steve Valiquette	15	5	5	2	39	2.84	1
	Henrik Lundqvist	73	35	27	10	167	2.38	4
	Steve Valiquette	6	2	3	0	19	3.74	1
2006-07	Chad Johnson	5	1	2	1	11	2.35	0
	Alex Auld	3	0	1	0	5	2.53	0
	Matt Zaba	1	0	0	0	2	3.56	0
	Henrik Lundqvist	68	36	27	5	152	2.28	11
	Martin Biron	17	8	6	0	33	2.13	0
2007-08	Chad Johnson	1	0	0	0	2	6.00	0
	Henrik Lundqvist	62	39	18	5	123	1.97	8
	Martin Biron	21	12	6	2	50	2.46	2
	Henrik Lundqvist	43	24	16	3	88	2.05	2
	Martin Biron	6	2	2	1	13	2.32	0
2008-09	Henrik Lundqvist	63	33	24	5	144	2.36	5
	Cam Talbot	21	12	6	1	33	1.64	3
	Martin Biron	2	0	1	0	9	7.65	0
	Henrik Lundqvist	46	30	13	3	103	2.25	5
	Cam Talbot	36	21	9	4	77	2.21	5
2009-10	Mackenzie Skapski	2	2	0	0	1	0.50	1
	Henrik Lundqvist	65	35	21	7	156	2.48	4
	Antti Raanta	25	11	6	2	43	2.24	1
	Magnus Hellberg	1	0	0	0	2	6.00	0
	Henrik Lundqvist	57	31	20	4	148	2.74	2
2010-11	Antti Raanta	30	16	8	2	61	2.26	4
	Magnus Hellberg	2	1	0	0	2	1.53	0
	Henrik Lundqvist	63	26	26	7	174	2.98	2
	Ondrej Pavelec	19	4	9	1	46	3.05	1
	Alexandar Georgiev	10	4	4	1	27	3.15	0
2011-12	Brandon Halverson	1	0	0	0	1	4.78	0
	Henrik Lundqvist	52	18	23	10	158	3.07	0
	Alexandar Georgiev	33	14	13	4	91	2.91	2
	Alexandar Georgiev	34	17	14	2	96	3.04	2
	Henrik Lundqvist	30	10	12	3	84	3.16	1
2012-13	Igor Shesterkin	12	10	2	0	29	2.52	0
	Igor Shesterkin	35	16	14	3	83	2.62	2
	Alexandar Georgiev	19	8	7	2	44	2.71	2
	Keith Kinkaid	9	3	2	1	21	2.59	1
	Igor Shesterkin	53	36	13	4	106	2.07	6
2013-14	Alexandar Georgiev	33	15	10	2	85	2.92	2
	Keith Kinkaid	1	1	0	0	2	2.00	0
	Adam Huska	1	0	1	0	7	7.04	0
	Igor Shesterkin	58	37	13	8	144	2.48	3
	Jaroslav Halak	25	10	9	5	66	2.72	1

\*Harry Lumley, spare Detroit goaltender, substituted for McAuley in one period of one game when McAuley was injured.

## COACHING STAFFS YEAR-BY-YEAR (SINCE 1976-77)

YEAR	HEAD COACH	ASSISTANT COACHES
1976-77	John Ferguson	Jean-Guy Talbot (first full-time Assistant Coach in franchise history)
1977-78	Jean-Guy Talbot	None
1978-79	Fred Shero	Mike Nykoluk
1979-80	Fred Shero	Mike Nykoluk*, Andre Beaulieu (beginning on Jan. 28, 1980), Ed Giacomin (joined the Rangers as a goaltending consultant on Jan.
<i>* Nykoluk served as the acting head coach for several games after Shero suffered broken ribs in December</i>		
1980-81	Fred Shero (until Nov. 22, 1980), Craig Patrick (beginning on Nov. 22, 1980)	Andre Beaulieu, Lars-Erik Sjoberg, Wayne Thomas (began role on Nov. 16, 1980), Phil Esposito (from January-March of 1981), Walt Tkaczuk (began role in March of 1981)
1981-82	Herb Brooks	Walt Tkaczuk, Wayne Thomas
1982-83	Herb Brooks	Walt Tkaczuk, Wayne Thomas
1983-84	Herb Brooks	Wayne Thomas, Carol Vadnais
1984-85	Herb Brooks (until Jan. 21, 1985), Craig Patrick (beginning on Jan. 21, 1985)	Wayne Thomas, Carol Vadnais (until Jan. 21, 1985), Robbie Ftorek (beginning on Jan. 21, 1985)
1985-86	Ted Sator	Jack Birch, Reg Higgs
1986-87	Ted Sator (until Nov. 21, 1986), Tom Webster*, Phil Esposito*, Wayne Cashman/	Jack Birch (until Nov. 21, 1986), Reg Higgs (until Nov. 21, 1986), Ed Giacomin (Goaltending Coach), Wayne Cashman (began role in November of 1986)
<i>*due to illness to Tom Webster, head coaching situation changed several times during the season</i>		
1987-88	Michel Bergeron	Wayne Cashman, Charles Thiffault, Ed Giacomin (Goaltending Coach)
1988-89	Michel Bergeron (until Apr. 1, 1989), Phil Esposito (beginning on Apr. 1, 1989)	Wayne Cashman, Charles Thiffault (until Apr. 1, 1989), Ed Giacomin (Goaltending Coach)
1989-90	Roger Neilson	Wayne Cashman, Ron Smith
1990-91	Roger Neilson	Colin Campbell, Wayne Cashman, Ron Smith
1991-92	Roger Neilson	Colin Campbell, Wayne Cashman
1992-93	Roger Neilson (until Jan. 4, 1993), Ron Smith (beginning on Jan. 4, 1993)	Colin Campbell (until Jan. 4, 1993; took over for Smith as Head Coach of Rangers' AHL affiliate in Binghamton), Dan Maloney, Al Hill (beginning on Jan. 18, 1993)
1993-94	Mike Keenan	Colin Campbell (Associate Coach), Dick Todd
1994-95	Colin Campbell	Mike Murphy, Dick Todd
1995-96	Colin Campbell	Mike Murphy, Dick Todd
1996-97	Colin Campbell	Bill Moores, Dick Todd
1997-98	Colin Campbell (until Feb. 18, 1998), John Muckler (beginning on Feb. 19, 1998)	Craig MacTavish, Bill Moores, Dick Todd
1998-99	John Muckler	Keith Acton, Charlie Huddy, Craig MacTavish
1999-00	John Muckler (until Mar. 28, 2000), John Tortorella (beginning on Mar. 28, 2000)	Keith Acton, Charlie Huddy, John Tortorella (until serving as Head Coach for the final four games of the season)
2000-01	Ron Low	Ted Green, Walt Kyle
2001-02	Ron Low	Ted Green, Walt Kyle

## COACHING STAFFS YEAR-BY-YEAR (SINCE 1976-77)

YEAR	HEAD COACH	ASSISTANT COACHES
2002-03	Bryan Trottier (until Jan. 29, 2003), Glen Sather (beginning on	Ted Green, Terry O'Reilly, Jim Schoenfeld
2003-04	Glen Sather (until Feb. 25, 2004), Tom Renney (beginning on Feb. 25,	Tom Renney (until becoming Head Coach on Feb. 25, 2004), Ted Green, Terry O'Reilly
2005-06	Tom Renney	Perry Pearn, Mike Pelino, Benoit Allaire (Assistant and Goaltend-
2006-07	Tom Renney	Perry Pearn, Mike Pelino, Benoit Allaire (Assistant and Goaltend-
2007-08	Tom Renney	Perry Pearn, Mike Pelino, Benoit Allaire (Assistant and Goaltend-
2008-09	Tom Renney (until Feb. 23, 2009), John Tortorella (beginning	Perry Pearn (until Feb. 23, 2009), Mike Pelino (until Feb. 23, 2009), Benoit Allaire (Assistant and Goaltending Coach), Jerry Dineen (Video Coach; had served as Video Assistant and Video Analyst in
2009-10	John Tortorella	Mike Sullivan, Jim Schoenfeld, Benoit Allaire (Assistant and Goaltending Coach), Jerry Dineen (Video Coach)
2010-11	John Tortorella	Mike Sullivan, Jim Schoenfeld, Benoit Allaire (Assistant and Goaltending Coach), Jerry Dineen (Video Coach)
2011-12	John Tortorella	Mike Sullivan, Jim Schoenfeld, Benoit Allaire (Assistant and Goaltending Coach), Jerry Dineen (Video Coach)
2012-13	John Tortorella	Mike Sullivan, Jim Schoenfeld, Benoit Allaire (Assistant and Goaltending Coach), Jerry Dineen (Video Coach)
2013-14	Alain Vigneault	Scott Arniel (Associate Coach), Ulf Samuelsson, Daniel Lacroix, Benoit Allaire (Assistant and Goaltending Coach), Jerry Dineen
2014-15	Alain Vigneault	Scott Arniel (Associate Coach), Ulf Samuelsson, Darryl Williams, Benoit Allaire (Assistant and Goaltending Coach), Jerry Dineen
2015-16	Alain Vigneault	Scott Arniel (Associate Coach), Ulf Samuelsson, Darryl Williams, Benoit Allaire (Assistant and Goaltending Coach), Jerry Dineen
2016-17	Alain Vigneault	Scott Arniel (Associate Coach), Jeff Beukeboom, Darryl Williams, Benoit Allaire (Assistant and Goaltending Coach), Jerry Dineen (Video
2017-18	Alain Vigneault	Scott Arniel (Associate Coach), Lindy Ruff, Darryl Williams, Benoit Allaire (Assistant and Goaltending Coach), Jerry Dineen (Video Coach), Shawn Roche (Video Assistant), Mark Ciaccio
2018-19	David Quinn	Lindy Ruff, David Oliver, Greg Brown, Benoit Allaire (Assistant and Goaltending Coach), Jerry Dineen (Video Coach), Sam Kelley (Video Assistant),
2019-20	David Quinn	Lindy Ruff (left the organization in between the end of the regular season and the start of the 2020 Stanley Cup Qualifiers), David Oliver, Greg Brown, Benoit Allaire (Assistant and Goaltending Coach), Jerry Dineen (Video Coach), Sam Kelley (Video Assistant),
2020-21	David Quinn	Jacques Martin, David Oliver, Greg Brown, Benoit Allaire (Assistant and Goaltending Coach), Jerry Dineen (Video Coach), Sam Kelley (Video Assistant), Mark Ciaccio (Skills Coach)
<i>Note - due to COVID-19 protocols, David Quinn, Jacques Martin, David Oliver, and Greg Brown were unavailable for several games in March. Hartford Wolf Pack Head Coach Kris Knoblauch, Hartford Wolf Pack Associate Coach Gord Murphy, and Rangers Associate General Manager Chris Drury were behind the Rangers' bench in their place, with Knoblauch serving as the acting Head Coach</i>		
2021-22	Gerard Gallant	Mike Kelly, Jim Midgley, Gord Murphy, Benoit Allaire (Assistant and Goaltending Coach), Kyle Smith (Video Coach), Sam Kelley (Video Assistant), Mark Ciaccio (Skills Coach)
<i>Note - due to COVID-19 protocols, Gerard Gallant was unavailable for a few games in January. Hartford Wolf Pack Head Coach Kris Knoblauch, served as the acting Head Coach.</i>		
2022-23	Gerard Gallant	Mike Kelly, Jim Midgley, Gord Murphy, Benoit Allaire (Assistant and Goaltending Coach), Kyle Smith (Video Coach), Sam Kelley (Video Assistant), Mark Ciaccio (Skills Coach)

## ALL-TIME REGULAR SEASON COACHING RESULTS

HEAD COACH	TENURE	GC	W	L	T/OT	PCT.
Lester Patrick	(10/27/26 - 10/19/39)	604	281	216	107	.554
Frank Boucher	(10/19/39 - 12/21/48)	487	167	243	77	.422
Lynn Patrick	(12/21/48 - 5/5/50)	107	40	51	16	.449
Neil Colville	(6/26/50 - 12/6/51)	93	26	41	26	.419
Bill Cook	(12/6/51 - 8/11/53)	117	34	59	24	.393
* Frank Boucher	(8/11/53 - 1/10/54)	40	14	20	6	.425
* Muzz Patrick	(1/6/54 - 5/2/55)	100	32	46	22	.430
Phil Watson	(5/2/55 - 11/12/59)	295	119	124	52	.492
** Muzz Patrick	(11/14/59 - 11/15/59)	2	0	1	1	.250
** Alf Pike	(11/12/59 - 3/23/61)	123	36	66	21	.378
Doug Harvey	(5/31/61 - 6/4/62)	70	26	32	12	.457
Muzz Patrick	(9/7/62 - 12/28/62)	34	11	19	4	.382
Red Sullivan	(12/28/62 - 12/6/65)	196	58	103	35	.385
Emile Francis	(12/6/65 - 6/4/68)	194	82	82	30	.500
Bernie Geoffrion	(6/4/68 - 1/17/69)	43	22	18	3	.547
Emile Francis	(1/17/69 - 6/4/73)	343	201	88	54	.665
Larry Popein	(6/4/73 - 1/11/74)	41	18	14	9	.549
Emile Francis	(1/11/74 - 5/19/75)	117	59	39	19	.585
Ron Stewart	(5/19/75 - 1/7/76)	39	15	20	4	.436
John Ferguson	(1/7/76 - 8/22/77)	121	43	59	19	.434
Jean-Guy Talbot	(8/22/77 - 6/2/78)	80	30	37	13	.456
Fred Shero	(6/2/78 - 11/22/80)	180	82	74	24	.522
Craig Patrick	(11/22/80 - 6/4/81)	60	26	23	11	.525
Herb Brooks	(6/4/81 - 1/21/85)	285	131	113	41	.532
Craig Patrick	(1/21/85 - 6/19/85)	35	11	22	2	.343
Ted Sator	(6/19/85 - 11/21/86)	99	41	48	10	.465
*** Phil Esposito	(1986 - 87)	43	24	19	0	.558
*** Tom Webster	(1986 - 87)	16	5	7	4	.438
*** Wayne Cashman/Ed	(1986 - 87)	2	0	2	0	.000
Michel Bergeron	(6/18/87 - 4/1/89)	158	73	67	18	.519
Phil Esposito	(4/1/89 - 5/24/89)	2	0	2	0	.000
Roger Neilson	(8/15/89 - 1/4/93)	280	141	104	35	.566
Ron Smith	(1/4/93 - 4/16/93)	44	15	22	7	.420
Mike Keenan	(4/17/93 - 7/24/94)	84	52	24	8	.667
Colin Campbell	(8/9/94 - 2/18/98)	269	118	108	43	.519
John Muckler	(2/19/98 - 3/28/00)	185	70	88	27	.451
**** John Tortorella	(3/28/00 - 4/9/00)	4	0	3	1	.125
Ron Low	(7/12/00 - 4/15/02)	164	69	81	14	.463
Bryan Trottier	(6/6/02 - 1/29/03)	54	21	26	7	.454
Glen Sather	(1/30/03 - 2/25/04)	90	33	39	18	.467
Tom Renney	(2/25/04 - 2/23/09)	327	164	117	46	.572
John Tortorella	(2/23/09 - 5/29/13)	315	171	115	29	.589
Alain Vigneault	(6/21/13 - 4/7/18)	410	226	147	37	.596
David Quinn	(5/23/18 - 5/12/21)	208	96	87	25	.522
Gerard Gallant	(6/16/21 - 5/6/23)	164	99	46	19	.662

\* Muzz Patrick was named Rangers Head Coach on January 6, 1954, replacing Frank Boucher. After the announcement, Patrick watched one game from the stands while Boucher remained behind the bench. Patrick coached his first game on January 13, 1954.

\*\* Alf Pike was named Rangers Head Coach on November 12, 1959, replacing Phil Watson. After being named Head Coach, Pike watched two games from the stands while Muzz Patrick, the team's General Manager, went behind the bench. Pike coached his first game on November 18, 1959.

\*\*\* Due to illness to Tom Webster, head coaching situation changed several times during season.

\*\*\*\* John Tortorella served as interim coach for the remainder of the 1999-00 season, replacing John Muckler.

\*\*\*\*\* From 1999-00 through 2003-04, coaches were charged with a loss if their team lost in overtime, even though the team was not credited with a loss.

Beginning in 2005-06, coaches were no longer charged with a loss if the team lost in overtime or a shootout, instead receiving a mark in the "OT" column. For career records, this statistic is incorporated in the third column, in addition to career ties.

# ALL-TIME RESULTS GAME-BY-GAME

1926-27

GAME	DATE	OPPONENT	SCORE	RESULT
1	11-16	MTLM	1-0	W
2	11-20	@ TOR	5-1	W
3	11-25	@ PIT	0-2	L
4	11-27	@ MTL	2-0	W
5	11-30	CHI	4-3*	W
6	12-4	@ DET	0-1	L
7	12-7	@ BOS	1-0	W
8	12-12	BOS	2-1*	W
9	12-15	@ CHI	2-6	L
10	12-19	DET	1-1	T
11	12-21	PIT	1-0	W
12	12-23	@ OTT	0-1	L
13	12-26	@ NYA	2-5	L
14	12-28	OTT	2-3*	L
15	1-1	@ CHI	4-0	W

1926-27 (CONT'D)

GAME	DATE	OPPONENT	SCORE	RESULT
16	1-6	MTL	1-0	W
17	1-9	DET	4-1	W
18	1-11	@ MTLM	3-2	W
19	1-13	TOR	1-1	T
20	1-16	CHI	5-4	W
21	1-18	@ BOS	3-7	L
22	1-20	BOS	2-2	T
23	1-23	NYA	2-0	W
24	1-27	@ MTL	3-2	W
25	1-29	@ DET	2-0	W
26	2-1	MTL	0-1*	L
27	2-6	PIT	2-1	W
28	2-10	@ TOR	3-2	W
29	2-12	@ PIT	3-2*	W
30	2-15	@ OTT	2-2	T

1926-27 (CONT'D)

GAME	DATE	OPPONENT	SCORE	RESULT
31	2-17	MTLM	1-4	L
32	2-20	BOS	3-1	W
33	2-22	TOR	2-3*	L
34	2-24	OTT	0-1*	L
35	2-27	@ NYA	4-1	W
36	3-1	@ CHI	0-3	L
37	3-5	@ MTLM	0-0	T
38	3-13	DET	2-2	T
39	3-15	@ PIT	5-0	W
40	3-17	@ DET	2-0	W
41	3-20	NYA	2-1	W
42	3-22	PIT	4-1	W
43	3-25	CHI	4-0	W
44	3-26	@ BOS	3-4*	L

1927-28

GAME	DATE	OPPONENT	SCORE	RESULT
1	11-15	@ TOR	4-2	W
2	11-17	OTT	3-2	W
3	11-20	@ NYA	2-1	W
4	11-22	MTLM	3-4	L
5	11-27	BOS	1-1	T
6	11-29	@ OTT	2-1	W
7	12-1	@ MTLM	1-1	T
8	12-3	@ CHI	2-4	L
9	12-4	@ DET	3-1	W
10	12-6	@ PIT	2-2	T
11	12-11	MTL	0-2	L
12	12-13	@ BOS	3-2	W
13	12-15	DET	1-2	L
14	12-20	PIT	2-0	W
15	12-25	CHI	2-0	W

1927-28 (CONT'D)

GAME	DATE	OPPONENT	SCORE	RESULT
16	12-27	@ BOS	0-2	L
17	12-29	NYA	3-3	T
18	12-31	@ MTL	0-1	L
19	1-3	DET	2-4	L
20	1-8	CHI	5-0	W
21	1-12	BOS	2-2	T
22	1-14	@ TOR	1-6	L
23	1-15	@ DET	2-1	W
24	1-17	TOR	1-2	L
25	1-22	PIT	4-1	W
26	1-26	DET	3-0	W
27	1-29	@ NYA	7-0	W
28	1-31	MTLM	3-1	W
29	2-4	@ PIT	2-4	L
30	2-7	OTT	0-0	T

1927-28 (CONT'D)

GAME	DATE	OPPONENT	SCORE	RESULT
31	2-8	@ OTT	0-0	T
32	2-12	CHI	0-3	L
33	2-19	BOS	0-2	L
34	2-23	PIT	3-0	W
35	2-25	@ CHI	1-0	W
36	2-26	@ DET	0-0	T
37	2-28	TOR	1-0	W
38	3-6	@ MTLM	1-3	L
39	3-8	@ MTL	3-4	L
40	3-10	@ BOS	3-3	T
41	3-13	MTL	1-4	L
42	3-18	NYA	7-3	W
43	3-21	@ CHI	6-1	W
44	3-24	@ PIT	2-4	L

1928-29

GAME	DATE	OPPONENT	SCORE	RESULT
1	11-15	@ DET	2-0	W
2	11-18	@ NYA	1-1	T
3	11-20	MTLM	0-1	L
4	11-22	@ CHI	2-1	W
5	11-25	PIT	2-0	W
6	11-29	CHI	2-1*	W
7	12-1	@ MTLM	0-3	L
8	12-4	@ BOS	0-2	L
9	12-6	@ PIT	0-0	T
10	12-9	@ DET	2-2	T
11	12-11	TOR	3-2	W
12	12-13	@ MTL	3-2*	W
13	12-16	DET	3-0	W
14	12-20	OTT	1-0	W
15	12-25	NYA	0-1	L

1928-29 (CONT'D)

GAME	DATE	OPPONENT	SCORE	RESULT
16	12-30	BOS	2-0	W
17	1-1	@ TOR	3-2	W
18	1-3	PIT	2-2	T
19	1-6	@ NYA	0-0	T
20	1-10	@ OTT	9-3	W
21	1-13	DET	1-0	W
22	1-15	@ BOS	1-4	L
23	1-17	CHI	1-0	W
24	1-19	@ MTL	0-0	T
25	1-22	TOR	1-0	W
26	1-24	@ PIT	3-1	W
27	1-27	BOS	1-2	L
28	1-28	MTL	0-1	L
29	1-31	NYA	2-1	W
30	2-2	@ CHI	3-2	W

1928-29 (CONT'D)

GAME	DATE	OPPONENT	SCORE	RESULT
31	2-5	MTLM	1-1	T
32	2-7	@ OTT	1-2	L
33	2-10	MTL	3-3	T
34	2-14	@ TOR	1-3	L
35	2-17	PIT	2-1	W
36	2-21	DET	0-1	L
37	2-23	@ MTLM	1-9	L
38	2-26	OTT	2-0	W
39	2-28	@ CHI	0-0	T
40	3-3	@ DET	3-2	W
41	3-5	@ BOS	1-2	L
42	3-10	BOS	2-3	L
43	3-14	CHI	1-1	T
44	3-17	@ PIT	4-3	W

1929-30

GAME	DATE	OPPONENT	SCORE	RESULT
1	11-14	@ MTLM	2-1	W
2	11-17	DET	5-5	T
3	11-19	@ BOS	2-3	L
4	11-21	MTLM	2-1	W
5	11-23	@ PIT	5-3	W
6	11-26	TOR	3-4	L
7	11-28	@ CHI	3-2	W
8	12-1	@ DET	3-4	L
9	12-8	PIT	5-1	W
10	12-12	MTL	8-3	W
11	12-14	@ TOR	6-7*	L
12	12-17	NYA	6-2	W
13	12-19	@ MTL	2-7	L
14	12-22	CHI	3-1	W
15	12-26	BOS	2-4	L

1929-30 (CONT'D)

GAME	DATE	OPPONENT	SCORE	RESULT
16	12-28	@ OTT	3-1	W
17	12-31	OTT	1-1	T
18	1-2	@ NYA	1-7	L
19	1-5	PIT	8-3	W
20	1-7	@ BOS	0-3	L
21	1-9	MTLM	4-5	L
22	1-12	@ CHI	1-2	L
23	1-14	DET	3-0	W
24	1-18	@ PIT	6-5	W
25	1-19	CHI	4-1	W
26	1-23	OTT	6-3	W
27	1-26	@ DET	3-7	L
28	1-28	NYA	4-3*	W
29	2-2	BOS	3-3	T
30	2-4	@ BOS	3-5	L

1929-30 (CONT'D)

GAME	DATE	OPPONENT	SCORE	RESULT
31	2-6	DET	1-1	T
32	2-8	@ OTT	2-2	T
33	2-11	@ MTLM	2-5	L
34	2-13	PIT	4-1	W
35	2-18	TOR	1-5	L
36	2-23	BOS	2-3	L
37	2-27	CHI	1-1	T
38	3-1	@ TOR	3-3	T
39	3-2	@ DET	2-2	T
40	3-4	@ CHI	2-2	T
41	3-8	@ MTL	0-6	L
42	3-11	MTL	3-3	T
43	3-16	@ PIT	4-3*	W
44	3-18	@ BOS	2-9	L



ALL-TIME RESULTS GAME-BY-GAME

1930-31				
GAME	DATE	OPPONENT	SCORE	RESULT
1	11-11	@ PHI	3-0	W
2	11-13	@ DET	0-1	L
3	11-16	@ CHI	1-1	T
4	11-18	NYA	0-0	T
5	11-23	PHI	5-2	W
6	11-25	@ MTLM	2-5	L
7	11-27	CHI	0-4	L
8	11-29	@ PHI	6-3	W
9	12-4	@ MTL	4-5	L
10	12-6	@ TOR	2-4	L
11	12-9	OTT	3-2	W
12	12-14	DET	3-0	W
13	12-18	BOS	2-4	L
14	12-20	@ BOS	2-2	T
15	12-23	MTL	5-1	W

1930-31 (CONT'D)				
GAME	DATE	OPPONENT	SCORE	RESULT
16	12-25	@ OTT	4-1	W
17	12-28	@ PHI	4-2	W
18	12-30	@ NYA	2-2	T
19	1-1	BOS	3-4*	L
20	1-6	MTLM	5-1	W
21	1-8	@ DET	1-0	W
22	1-11	CHI	0-2	L
23	1-13	@ BOS	2-2	T
24	1-15	TOR	1-1	T
25	1-18	@ CHI	1-2	L
26	1-20	MTL	2-3*	L
27	1-25	DET	0-1	L
28	1-29	BOS	3-4	L
29	1-31	@ MTLM	2-2	T
30	2-3	MTLM	3-0	W

1930-31 (CONT'D)				
GAME	DATE	OPPONENT	SCORE	RESULT
31	2-5	@ NYA	2-0	W
32	2-8	CHI	2-3	L
33	2-10	@ PHI	3-1	W
34	2-12	@ DET	1-1	T
35	2-15	@ CHI	2-1	W
36	2-17	OTT	4-5	L
37	2-22	PHI	6-1	W
38	2-26	TOR	4-1	W
39	3-3	@ BOS	1-4	L
40	3-5	@ MTL	2-1	W
41	3-7	@ TOR	2-5	L
42	3-10	DET	3-2	W
43	3-15	NYA	0-0	T
44	3-17	@ OTT	3-1	W

1931-32				
GAME	DATE	OPPONENT	SCORE	RESULT
1	11-12	@ MTL	4-1	W
2	11-15	DET	1-2	L
3	11-17	@ NYA	3-0	W
4	11-19	BOS	2-1	W
5	11-21	@ TOR	5-3	W
6	11-24	CHI	1-1	T
7	11-29	@ CHI	5-0	W
8	12-3	@ DET	1-1	T
9	12-8	TOR	2-4	L
10	12-10	@ MTLM	3-2	W
11	12-13	NYA	2-1	W
12	12-15	@ BOS	2-2	T
13	12-17	MTLM	5-4*	W
14	12-19	@ MTL	2-2	T
15	12-22	MTL	6-2	W
16	12-25	@ NYA	6-0	W

1931-32 (CONT'D)				
GAME	DATE	OPPONENT	SCORE	RESULT
17	12-27	CHI	3-1	W
18	1-1	DET	3-0	W
19	1-3	@ CHI	1-1	T
20	1-5	MTLM	2-0	W
21	1-7	@ MTLM	3-4	L
22	1-10	TOR	2-0	W
23	1-12	@ BOS	5-3*	W
24	1-14	BOS	3-1	W
25	1-17	@ DET	2-4	L
26	1-19	MTL	3-5	L
27	1-24	DET	4-3*	W
28	1-28	BOS	1-4	L
29	1-30	@ TOR	3-6*	L
30	1-31	@ CHI	3-0	W
31	2-2	MTL	1-4	L
32	2-7	CHI	1-0	W

1931-32 (CONT'D)				
GAME	DATE	OPPONENT	SCORE	RESULT
33	2-9	@ BOS	1-2	L
34	2-13	@ MTL	1-3	L
35	2-16	DET	2-2	T
36	2-18	@ TOR	3-5	L
37	2-21	NYA	2-3	L
38	2-23	@ BOS	2-0*	W
39	2-25	BOS	3-3	T
40	3-3	@ DET	2-1	W
41	3-6	@ CHI	3-4*	L
42	3-8	CHI	6-1	W
43	3-10	@ NYA	1-5	L
44	3-13	MTLM	4-4	T
45	3-15	@ MTLM	3-4	L
46	3-17	TOR	3-6	L
47	3-20	NYA	4-2	W
48	3-22	@ DET	4-5	L

1932-33				
GAME	DATE	OPPONENT	SCORE	RESULT
1	11-10	@ MTLM	4-2	W
2	11-12	@ TOR	2-4	L
3	11-20	TOR	7-0	W
4	11-24	CHI	1-1	T
5	11-29	@ BOS	6-4	W
6	12-1	@ DET	4-2	W
7	12-4	@ CHI	3-4	L
8	12-6	MTL	5-3	W
9	12-8	@ NYA	3-1	W
10	12-11	BOS	3-1*	W
11	12-13	@ MTL	1-1	T
12	12-15	NYA	3-2	W
13	12-17	@ OTT	2-2	T
14	12-20	DET	1-4	L
15	12-25	MTLM	2-0	W
16	12-29	OTT	4-2	W

1932-33 (CONT'D)				
GAME	DATE	OPPONENT	SCORE	RESULT
17	12-31	@ MTLM	2-4	L
18	1-3	TOR	4-2	W
19	1-8	NYA	2-2	T
20	1-10	@ TOR	2-3	L
21	1-12	BOS	3-1	W
22	1-15	@ CHI	5-0	W
23	1-17	@ DET	0-2	L
24	1-19	MTL	2-1	W
25	1-22	MTLM	0-5	L
26	1-24	@ NYA	3-2	W
27	1-26	CHI	1-3	L
28	1-28	@ OTT	9-2	W
29	1-31	DET	1-2	L
30	2-2	@ MTLM	2-2	T
31	2-5	NYA	4-1	W
32	2-7	@ BOS	1-2	L

1932-33 (CONT'D)				
GAME	DATE	OPPONENT	SCORE	RESULT
33	2-9	OTT	3-3	T
34	2-11	@ TOR	1-2	L
35	2-14	@ OTT	3-1	W
36	2-16	TOR	2-5	L
37	2-18	@ MTL	3-1	W
38	2-21	CHI	2-2	T
39	2-23	@ DET	0-3	L
40	2-26	@ CHI	4-1	W
41	3-5	BOS	1-2	L
42	3-9	DET	3-2	W
43	3-12	@ NYA	8-2	W
44	3-14	OTT	3-3	T
45	3-16	@ MTL	1-2	L
46	3-19	MTLM	3-6	L
47	3-21	@ BOS	2-3	L
48	3-23	MTL	4-2	W

1933-34				
GAME	DATE	OPPONENT	SCORE	RESULT
1	11-11	@ TOR	3-4	L
2	11-12	@ CHI	0-1	L
3	11-16	DET	2-1	W
4	11-19	@ DET	1-4	L
5	11-21	TOR	1-1	T
6	11-25	@ MTLM	0-1	L
7	12-2	@ BOS	3-0	W
8	12-3	CHI	1-0*	W
9	12-7	MTL	0-0	T
10	12-9	@ MTL	4-2	W
11	12-12	NYA	0-3	L
12	12-14	@ OTT	4-3	W
13	12-17	BOS	2-2	T
14	12-21	OTT	0-0	T
15	12-24	@ NYA	3-1	W
16	12-25	MTLM	3-0	W

1933-34 (CONT'D)				
GAME	DATE	OPPONENT	SCORE	RESULT
17	12-28	TOR	2-2	T
18	12-31	NYA	1-3	L
19	1-2	MTL	3-2	W
20	1-4	@ DET	1-3	L
21	1-7	@ CHI	1-1	T
22	1-9	DET	2-1	W
23	1-11	@ OTT	5-3	W
24	1-14	MTLM	3-1	W
25	1-16	@ NYA	1-2	L
26	1-18	CHI	5-0	W
27	1-20	@ MTL	4-5	L
28	1-23	OTT	5-2	W
29	1-25	@ OTT	6-3	W
30	1-28	BOS	4-2	W
31	1-30	@ BOS	1-2	L
32	2-1	TOR	5-5	T

1933-34 (CONT'D)				
GAME	DATE	OPPONENT	SCORE	RESULT
33	2-3	@ MTLM	4-2	W
34	2-6	MTL	3-0	W
35	2-11	NYA	3-4	L
36	2-13	@ BOS	6-4	W
37	2-15	@ MTL	2-5	L
38	2-18	CHI	1-2	L
39	2-22	DET	3-1	W
40	2-24	@ TOR	3-8	L
41	2-27	@ DET	1-5	L
42	3-1	@ CHI	3-1	W
43	3-6	OTT	4-5*	L
44	3-8	@ MTLM	2-2	T
45	3-11	MTLM	3-7*	L
46	3-13	@ NYA	2-1	W
47	3-15	BOS	2-3	L
48	3-17	@ TOR	2-3	L

# ALL-TIME RESULTS GAME-BY-GAME

1934-35

GAME	DATE	OPPONENT	SCORE	RESULT
1	11-10	@ STL	2-4	L
2	11-15	@ DET	2-8	L
3	11-18	STL	5-0	W
4	11-22	DET	4-3*	W
5	11-25	@ NYA	1-3	L
6	11-27	MTL	2-3	L
7	12-1	MTLM	2-5	L
8	12-4	@ MTL	3-5	L
9	12-8	@ TOR	5-2	W
10	12-9	@ CHI	0-4	L
11	12-11	TOR	4-8	L
12	12-16	BOS	2-1	W
13	12-18	@ BOS	3-5	L
14	12-20	CHI	1-4	L
15	12-22	@ MTLM	2-1	W
16	12-25	NYA	3-1	W

1934-35 (CONT'D)

GAME	DATE	OPPONENT	SCORE	RESULT
17	12-30	BOS	0-0	T
18	1-1	@ BOS	2-5	L
19	1-3	DET	3-2	W
20	1-8	MTLM	1-1	T
21	1-12	@ NYA	3-1	W
22	1-13	STL	3-2	W
23	1-15	NYA	1-1	T
24	1-20	MTL	7-1	W
25	1-22	@ MTL	7-0	W
26	1-24	CHI	3-3	T
27	1-27	@ NYA	4-2	W
28	1-29	TOR	7-5	W
29	1-31	@ TOR	3-2	W
30	2-3	DET	5-3	W
31	2-5	@ MTLM	5-4	W
32	2-7	NYA	4-6	L

1934-35 (CONT'D)

GAME	DATE	OPPONENT	SCORE	RESULT
33	2-10	@ CHI	2-1	W
34	2-12	@ STL	5-1	W
35	2-14	TOR	3-0	W
36	2-16	@ TOR	1-5	L
37	2-17	@ DET	5-3*	W
38	2-19	STL	2-1	W
39	2-24	BOS	0-0	T
40	2-26	@ MTLM	1-3	L
41	2-28	MTLM	2-5	L
42	3-5	@ BOS	1-3	L
43	3-7	@ DET	1-6	L
44	3-9	@ STL	5-1	W
45	3-10	@ CHI	1-1	T
46	3-12	MTL	3-4	L
47	3-14	@ MTL	4-5	L
48	3-17	CHI	2-5	L

1935-36

GAME	DATE	OPPONENT	SCORE	RESULT
1	11-10	@ DET	1-1	T
2	11-12	@ MTL	2-1*	W
3	11-14	TOR	0-1	L
4	11-16	@ TOR	2-3	L
5	11-17	@ CHI	0-3	L
6	11-19	DET	2-2	T
7	11-24	BOS	1-0	W
8	11-25	@ NYA	1-0	W
9	11-28	CHI	2-1	W
10	12-1	@ BOS	0-2	L
11	12-8	MTLM	3-3	T
12	12-12	NYA	5-2*	W
13	12-14	@ DET	6-2	W
14	12-15	@ DET	2-4	L
15	12-17	MTL	1-1	T
16	12-22	BOS	3-1	W

1935-36 (CONT'D)

GAME	DATE	OPPONENT	SCORE	RESULT
17	12-25	@ BOS	3-2	W
18	12-28	@ TOR	3-9	L
19	12-29	@ CHI	1-3	L
20	12-31	MTLM	1-0	W
21	1-2	NYA	3-6	L
22	1-5	@ NYA	0-0	T
23	1-7	DET	1-2	L
24	1-12	BOS	3-6	L
25	1-14	@ MTLM	2-1	W
26	1-16	TOR	1-0	W
27	1-18	@ MTL	1-3	L
28	1-21	CHI	0-1	L
29	1-23	@ DET	2-4	L
30	1-26	@ CHI	1-2	L
31	1-28	MTL	3-2*	W
32	2-2	MTLM	4-2	W

1935-36 (CONT'D)

GAME	DATE	OPPONENT	SCORE	RESULT
33	2-4	DET	4-4	T
34	2-9	BOS	2-0	W
35	2-11	@ MTL	1-1	T
36	2-16	MTL	1-1	T
37	2-20	CHI	1-1	T
38	2-23	@ BOS	4-3	W
39	2-25	@ TOR	2-2	T
40	2-27	@ DET	2-4	L
41	3-1	@ CHI	1-2	L
42	3-3	TOR	0-0	T
43	3-8	NYA	0-1	L
44	3-10	@ MTLM	0-0	T
45	3-12	DET	4-3*	W
46	3-15	@ NYA	2-1	W
47	3-17	CHI	4-2	W
48	3-22	@ BOS	3-1	W

1936-37

GAME	DATE	OPPONENT	SCORE	RESULT
1	11-8	@ DET	2-5	L
2	11-10	@ MTLM	4-1	W
3	11-15	NYA	1-2	L
4	11-17	@ BOS	6-1	W
5	11-19	DET	1-0	W
6	11-21	@ MTL	1-3*	L
7	11-24	TOR	5-1	W
8	11-26	@ NYA	3-1	W
9	11-28	BOS	2-2	T
10	12-3	@ DET	0-2	L
11	12-6	@ CHI	2-1	W
12	12-8	CHI	0-0	T
13	12-12	@ TOR	5-3*	W
14	12-15	MTLM	2-2	T
15	12-19	@ MTL	2-4*	L
16	12-20	MTL	5-3*	W

1936-37 (CONT'D)

GAME	DATE	OPPONENT	SCORE	RESULT
17	12-27	CHI	1-0	W
18	12-29	@ NYA	5-1	W
19	12-31	BOS	2-2	T
20	1-3	@ BOS	2-3	L
21	1-5	NYA	7-1	W
22	1-9	@ MTLM	3-2	W
23	1-10	MTLM	2-5	L
24	1-14	DET	0-2	L
25	1-19	MTL	1-1	T
26	1-21	@ CHI	0-2	L
27	1-23	@ TOR	0-4	L
28	1-24	TOR	4-2	W
29	1-26	@ BOS	3-0	W
30	1-28	BOS	1-1	T
31	2-2	DET	4-4	T
32	2-4	@ DET	2-2	T

1936-37 (CONT'D)

GAME	DATE	OPPONENT	SCORE	RESULT
33	2-6	@ MTLM	2-4	L
34	2-7	MTLM	1-1	T
35	2-9	@ TOR	5-1	W
36	2-11	@ CHI	2-5	L
37	2-14	NYA	4-5	L
38	2-16	@ BOS	2-3	L
39	2-18	CHI	2-1*	W
40	2-23	TOR	2-1	W
41	2-28	@ CHI	3-4	L
42	3-4	@ DET	1-2	L
43	3-7	BOS	0-1	L
44	3-9	@ NYA	8-7*	W
45	3-11	DET	2-4	L
46	3-13	@ MTL	0-1	L
47	3-16	CHI	3-4	L
48	3-21	MTL	3-1	W

1937-38

GAME	DATE	OPPONENT	SCORE	RESULT
1	11-7	@ DET	3-0	W
2	11-11	CHI	1-3	L
3	11-14	@ BOS	2-3	L
4	11-16	NYA	1-0	W
5	11-20	@ MTLM	3-0	W
6	11-21	MTLM	3-3	T
7	11-25	TOR	1-3	L
8	11-27	@ MTL	1-2	L
9	12-2	@ CHI	1-2	L
10	12-5	BOS	4-0	W
11	12-11	@ TOR	6-3	W
12	12-12	@ DET	5-2	W
13	12-14	DET	3-1	W
14	12-16	@ NYA	2-0	W
15	12-19	MTL	2-2	T
16	12-23	@ MTLM	4-0	W

1937-38 (CONT'D)

GAME	DATE	OPPONENT	SCORE	RESULT
17	12-26	CHI	1-3	L
18	12-28	@ BOS	2-3	L
19	12-31	BOS	5-3	W
20	1-4	NYA	5-5	T
21	1-6	@ CHI	4-1	W
22	1-8	@ TOR	2-3	L
23	1-9	DET	4-1	W
24	1-13	DET	3-3	T
25	1-16	@ NYA	4-0	W
26	1-18	MTL	3-1*	W
27	1-23	MTLM	8-2	W
28	1-25	@ BOS	3-2	W
29	1-27	@ MTL	2-4	L
30	1-30	@ CHI	2-2	T
31	2-1	CHI	6-1	W
32	2-6	TOR	2-1	W

1937-38 (CONT'D)

GAME	DATE	OPPONENT	SCORE	RESULT
33	2-10	@ DET	4-0	W
34	2-12	@ MTLM	5-3	W
35	2-13	MTLM	4-1	W
36	2-17	BOS	2-3*	L
37	2-20	@ BOS	2-3*	L
38	2-22	MTL	1-2	L
39	2-24	CHI	6-3	W
40	2-26	@ TOR	4-2	W
41	2-27	@ CHI	4-1	W
42	3-3	DET	4-3	W
43	3-6	@ NYA	1-3	L
44	3-8	TOR	4-3	W
45	3-13	BOS	1-2	L
46	3-17	NYA	5-3	W
47	3-19	@ MTL	1-1	T
48	3-20	@ DET	3-4	L

\*Overtime

ALL-TIME RESULTS GAME-BY-GAME

1938-39				
GAME	DATE	OPPONENT	SCORE	RESULT
1	11-13	@ DET	4-3	W
2	11-15	DET	2-0	W
3	11-17	@ CHI	1-0	W
4	11-20	MTL	2-1	W
5	11-22	@ BOS	2-4	L
6	11-24	TOR	6-2	W
7	11-27	CHI	0-1	L
8	12-4	@ NYA	6-1	W
9	12-8	@ MTL	6-5	W
10	12-11	BOS	0-3	L
11	12-15	NYA	1-1	T
12	12-17	@ TOR	3-2	W
13	12-18	@ CHI	0-5	L
14	12-20	DET	6-2	W
15	12-22	@ MTL	5-2	W
16	12-25	@ BOS	1-0	W

1938-39 (CONT'D)				
GAME	DATE	OPPONENT	SCORE	RESULT
17	12-28	TOR	0-2	L
18	12-31	BOS	2-1*	W
19	1-2	DET	3-0	W
20	1-5	@ MTL	2-2	T
21	1-8	NYA	5-2	W
22	1-10	@ NYA	0-1*	L
23	1-12	CHI	6-0	W
24	1-15	@ CHI	1-1	T
25	1-19	@ DET	3-4	L
26	1-22	MTL	7-3	W
27	1-26	NYA	0-1	L
28	1-31	CHI	3-2	W
29	2-2	@ NYA	7-0	W
30	2-4	@ TOR	4-2	W
31	2-5	TOR	5-5	T
32	2-9	BOS	2-4	L

1938-39 (CONT'D)				
GAME	DATE	OPPONENT	SCORE	RESULT
33	2-12	@ BOS	3-2	W
34	2-16	NYA	2-1	W
35	2-18	@ TOR	1-2	L
36	2-21	DET	7-3	W
37	2-23	@ DET	4-2	W
38	2-25	@ MTL	1-1	T
39	2-26	MTL	0-3	L
40	3-2	CHI	1-3	L
41	3-5	@ BOS	3-5*	L
42	3-7	MTL	2-2	T
43	3-9	@ CHI	8-3	W
44	3-12	BOS	2-4	L
45	3-14	@ DET	2-3	L
46	3-16	@ NYA	11-5	W
47	3-18	@ TOR	1-2	L
48	3-19	TOR	6-2	W

1939-40				
GAME	DATE	OPPONENT	SCORE	RESULT
1	11-5	@ DET	1-1	T
2	11-11	@ TOR	1-1	T
3	11-12	TOR	0-1	L
4	11-16	CHI	2-3	L
5	11-18	@ NYA	3-1	W
6	11-19	MTL	1-2*	L
7	11-23	@ MTL	1-1	T
8	11-26	@ BOS	2-2	T
9	11-28	DET	4-1	W
10	11-30	@ CHI	7-2	W
11	12-2	NYA	1-1	T
12	12-10	BOS	3-2	W
13	12-14	DET	2-2	T
14	12-16	@ MTL	4-2	W
15	12-17	@ DET	0-0	T
16	12-19	MTL	5-2	W

1939-40 (CONT'D)				
GAME	DATE	OPPONENT	SCORE	RESULT
17	12-23	CHI	7-1	W
18	12-25	TOR	4-1	W
19	12-29	BOS	4-0	W
20	12-31	NYA	5-2	W
21	1-2	@ BOS	6-4	W
22	1-4	@ NYA	6-2	W
23	1-7	DET	3-0	W
24	1-11	CHI	5-3	W
25	1-13	@ TOR	4-1	W
26	1-14	@ CHI	1-2	L
27	1-18	@ MTL	1-0	W
28	1-21	BOS	4-2	W
29	1-23	@ NYA	5-3	W
30	1-25	TOR	3-0	W
31	1-28	NYA	4-2	W
32	2-1	@ DET	0-2	L

1939-40 (CONT'D)				
GAME	DATE	OPPONENT	SCORE	RESULT
33	2-4	MTL	9-0	W
34	2-6	@ BOS	2-6	L
35	2-8	TOR	2-1	W
36	2-10	@ TOR	4-4	T
37	2-11	@ CHI	0-3	L
38	2-15	DET	3-1	W
39	2-18	@ DET	0-2	L
40	2-22	@ NYA	0-1*	L
41	2-24	@ MTL	2-0	W
42	2-25	MTL	6-2	W
43	2-29	CHI	1-2	L
44	3-2	@ TOR	1-1	T
45	3-3	@ CHI	2-1	W
46	3-10	NYA	4-2	W
47	3-12	@ BOS	1-2	L
48	3-14	BOS	0-0	T

1940-41				
GAME	DATE	OPPONENT	SCORE	RESULT
1	11-2	@ TOR	4-1	W
2	11-10	@ DET	2-2	T
3	11-16	DET	3-3	T
4	11-19	NYA	3-2	W
5	11-23	BOS	1-2	L
6	11-26	TOR	2-4	L
7	11-28	@ NYA	1-2	L
8	11-30	MTL	6-1	W
9	12-1	@ CHI	1-4	L
10	12-5	@ MTL	3-2	W
11	12-8	DET	1-3	L
12	12-10	@ BOS	2-6	L
13	12-13	@ DET	2-3*	L
14	12-15	NYA	6-3	W
15	12-19	BOS	5-3	W
16	12-22	@ CHI	1-3*	L

1940-41 (CONT'D)				
GAME	DATE	OPPONENT	SCORE	RESULT
17	12-25	CHI	3-3	T
18	12-28	@ TOR	2-3	L
19	12-29	TOR	3-2	W
20	12-31	@ BOS	2-2	T
21	1-1	MTL	1-2	L
22	1-4	@ MTL	3-3	T
23	1-5	@ NYA	6-2	W
24	1-7	CHI	2-3	L
25	1-9	@ TOR	2-3*	L
26	1-12	NYA	3-1	W
27	1-14	DET	3-3	T
28	1-16	BOS	2-2	T
29	1-19	@ DET	2-1	W
30	1-21	@ BOS	3-4*	L
31	1-26	@ CHI	1-4	L
32	2-2	MTL	2-1	W

1940-41 (CONT'D)				
GAME	DATE	OPPONENT	SCORE	RESULT
33	2-4	@ NYA	2-2	T
34	2-6	CHI	6-2	W
35	2-9	@ CHI	2-1	W
36	2-11	@ MTL	2-6	L
37	2-13	BOS	3-5	L
38	2-15	@ TOR	3-4	L
39	2-16	TOR	1-4	L
40	2-18	@ NYA	5-2	W
41	2-23	CHI	4-1	W
42	2-25	@ BOS	2-0	W
43	2-27	MTL	5-2	W
44	3-1	@ MTL	3-1	W
45	3-2	@ DET	2-4*	L
46	3-4	DET	6-0	W
47	3-9	TOR	8-5	W
48	3-16	NYA	6-3	W

1941-42				
GAME	DATE	OPPONENT	SCORE	RESULT
1	11-1	@ TOR	4-3	W
2	11-9	@ DET	3-1	W
3	11-15	BOS	1-2	L
4	11-16	@ BOS	1-2	L
5	11-18	TOR	6-8	L
6	11-20	BRO	1-4	L
7	11-22	@ MTL	7-2	W
8	11-23	MTL	4-6	L
9	11-25	CHI	5-4*	W
10	11-29	DET	4-1	W
11	11-30	@ CHI	5-1	W
12	12-7	BOS	5-4	W
13	12-11	@ BRO	5-3	W
14	12-13	@ TOR	1-2	L
15	12-16	BRO	3-2*	W
16	12-18	@ CHI	1-5	L

1941-42 (CONT'D)				
GAME	DATE	OPPONENT	SCORE	RESULT
17	12-21	MTL	4-3*	W
18	12-23	@ BOS	2-3	L
19	12-25	CHI	5-2	W
20	12-27	@ MTL	4-2	W
21	12-28	@ DET	3-1	W
22	12-31	@ BRO	4-3	W
23	1-1	TOR	3-3	T
24	1-6	DET	3-2	W
25	1-13	BRO	9-2	W
26	1-17	@ MTL	2-6	L
27	1-18	MTL	5-4*	W
28	1-20	@ BOS	4-2	W
29	1-24	@ DET	3-2	W
30	1-25	DET	11-2	W
31	2-1	TOR	7-2	W
32	2-3	@ BRO	3-2*	W

1941-42 (CONT'D)				
GAME	DATE	OPPONENT	SCORE	RESULT
33	2-5	BOS	4-1	W
34	2-7	@ TOR	4-6	L
35	2-8	@ CHI	4-3	W
36	2-10	CHI	2-5	L
37	2-14	@ MTL	3-5	L
38	2-15	BRO	1-5	L
39	2-17	MTL	1-2*	L
40	2-22	CHI	3-2	W
41	2-24	@ BOS	4-3	W
42	2-26	DET	7-4	W
43	3-3	@ BRO	4-4	T
44	3-5	@ DET	2-5	L
45	3-7	@ TOR	2-4	L
46	3-8	TOR	2-0	W
47	3-12	BOS	1-2	L
48	3-15	@ CHI	5-1	W

\*Overtime

# ALL-TIME RESULTS GAME-BY-GAME

1942-43

GAME	DATE	OPPONENT	SCORE	RESULT
1	10-31	@ TOR	2-7	L
2	11-5	@ DET	5-12	L
3	11-7	@ MTL	4-3*	W
4	11-8	@ MTL	4-10	L
5	11-10	CHI	5-3*	W
6	11-14	@ BOS	3-5	L
7	11-15	BOS	3-4	L
8	11-19	TOR	3-7	L
9	11-22	DET	4-4	T
10	11-26	@ CHI	2-1	W
11	11-28	@ TOR	6-8	L
12	11-29	BOS	3-2	W
13	12-3	@ CHI	1-3	L
14	12-6	@ BOS	4-5	L
15	12-13	MTL	3-7	L
16	12-17	BOS	3-7	L
17	12-19	@ MTL	1-1	T

1942-43 (CONT'D)

GAME	DATE	OPPONENT	SCORE	RESULT
18	12-20	TOR	2-8	L
19	12-25	@ DET	3-1	W
20	12-27	TOR	3-1	W
21	12-29	@ BOS	5-3	W
22	12-31	DET	0-2	L
23	1-1	@ CHI	5-6	L
24	1-3	CHI	3-3	T
25	1-7	@ DET	2-2	T
26	1-10	MTL	4-7	L
27	1-14	DET	1-4	L
28	1-16	@ BOS	5-7	L
29	1-17	BOS	3-6	L
30	1-21	@ TOR	4-7	L
31	1-23	@ MTL	5-5	T
32	1-24	@ DET	0-7	L
33	1-28	@ CHI	1-10	L
34	1-31	BOS	2-7	L

1942-43 (CONT'D)

GAME	DATE	OPPONENT	SCORE	RESULT
35	2-4	CHI	1-1	T
36	2-6	@ TOR	2-3	L
37	2-7	@ CHI	4-8	L
38	2-14	TOR	4-4	T
39	2-18	DET	4-5	L
40	2-20	@ MTL	1-6	L
41	2-21	MTL	6-1	W
42	2-25	CHI	7-4	W
43	2-27	@ DET	1-7	L
44	2-28	DET	1-5	L
45	3-2	@ TOR	4-0	W
46	3-4	MTL	2-7	L
47	3-7	TOR	5-5	T
48	3-14	CHI	7-5	W
49	3-16	@ BOS	5-11	L
50	3-18	@ MTL	3-6	L

1943-44

GAME	DATE	OPPONENT	SCORE	RESULT
1	10-30	@ TOR	2-5	L
2	10-31	@ DET	3-8	L
3	11-2	@ MTL	1-2	L
4	11-6	CHI	3-4	L
5	11-7	TOR	4-7	L
6	11-13	BOS	2-6	L
7	11-14	@ CHI	5-10	L
8	11-18	DET	1-3	L
9	11-21	TOR	2-5	L
10	11-25	@ BOS	2-6	L
11	11-27	@ MTL	3-6	L
12	11-28	MTL	2-2	T
13	12-4	@ TOR	4-11	L
14	12-5	@ CHI	6-7	L
15	12-11	@ BOS	6-9	L
16	12-12	BOS	6-4	W
17	12-19	DET	6-2	W

1943-44 (CONT'D)

GAME	DATE	OPPONENT	SCORE	RESULT
18	12-23	@ DET	3-5	L
19	12-25	@ TOR	5-3	W
20	12-26	CHI	7-6	W
21	12-31	TOR	0-4	L
22	1-2	BOS	3-13	L
23	1-6	DET	0-5	L
24	1-8	@ MTL	2-8	L
25	1-9	MTL	5-6	L
26	1-13	CHI	2-5	L
27	1-15	@ BOS	5-7	L
28	1-16	BOS	8-6	W
29	1-22	@ TOR	5-1	W
30	1-23	@ DET	0-15	L
31	1-27	@ CHI	4-6	L
32	1-30	MTL	3-5	L
33	2-3	@ DET	2-12	L
34	2-5	@ BOS	2-7	L

1943-44 (CONT'D)

GAME	DATE	OPPONENT	SCORE	RESULT
35	2-6	CHI	4-4	T
36	2-10	DET	3-8	L
37	2-13	TOR	3-6	L
38	2-19	@ MTL	2-5	L
39	2-20	MTL	2-7	L
40	2-22	CHI	4-8	L
41	2-24	DET	3-3	T
42	2-27	@ CHI	2-4	L
43	3-2	@ DET	5-6	L
44	3-4	@ BOS	9-10	L
45	3-5	BOS	4-4	T
46	3-9	TOR	0-8	L
47	3-11	@ TOR	0-5	L
48	3-12	@ CHI	4-4	T
49	3-18	@ MTL	2-11	L
50	3-19	MTL	1-6	L

1944-45

GAME	DATE	OPPONENT	SCORE	RESULT
1	10-28	@ TOR	1-2	L
2	11-1	@ CHI	3-8	L
3	11-2	@ DET	3-10	L
4	11-9	TOR	3-6	L
5	11-11	DET	5-2	W
6	11-12	BOS	5-5	T
7	11-18	DET	2-2	T
8	11-19	MTL	2-6	L
9	11-23	@ CHI	4-4	T
10	11-26	@ BOS	4-8	L
11	11-30	@ MTL	7-5	W
12	12-2	@ TOR	3-4	L
13	12-7	DET	2-3	L
14	12-10	CHI	1-1	T
15	12-12	@ BOS	5-7	L
16	12-17	MTL	1-4	L
17	12-20	@ CHI	3-1	W

1944-45 (CONT'D)

GAME	DATE	OPPONENT	SCORE	RESULT
18	12-21	@ DET	3-11	L
19	12-24	CHI	3-3	T
20	12-27	TOR	2-8	L
21	12-30	@ MTL	1-4	L
22	12-31	BOS	3-2	W
23	1-4	DET	4-4	T
24	1-7	CHI	0-0	T
25	1-9	@ TOR	5-4	W
26	1-11	BOS	5-1	W
27	1-14	MTL	2-6	L
28	1-18	@ DET	3-7	L
29	1-20	@ MTL	2-5	L
30	1-21	@ BOS	3-14	L
31	1-24	@ CHI	4-3	W
32	1-27	@ TOR	0-3	L
33	1-28	TOR	0-7	L
34	2-4	@ BOS	3-3	T

1944-45 (CONT'D)

GAME	DATE	OPPONENT	SCORE	RESULT
35	2-8	@ MTL	4-9	L
36	2-11	MTL	3-4	L
37	2-14	@ DET	2-4	L
38	2-15	CHI	6-2	W
39	2-17	@ BOS	1-6	L
40	2-18	BOS	2-1	W
41	2-22	DET	5-3	W
42	2-24	@ TOR	4-4	T
43	2-25	BOS	4-4	T
44	3-1	CHI	3-5	L
45	3-4	TOR	3-6	L
46	3-7	@ CHI	3-6	L
47	3-8	@ DET	3-7	L
48	3-10	@ MTL	3-7	L
49	3-11	MTL	5-11	L
50	3-18	TOR	6-5	W

1945-46

GAME	DATE	OPPONENT	SCORE	RESULT
1	10-31	@ CHI	1-5	L
2	11-3	@ TOR	4-1	W
3	11-4	@ DET	1-4	L
4	11-8	CHI	4-5	L
5	11-10	DET	2-0	W
6	11-11	BOS	1-7	L
7	11-15	@ MTL	0-2	L
8	11-17	MTL	3-7	L
9	11-18	TOR	1-3	L
10	11-22	@ CHI	3-3	T
11	11-24	@ TOR	3-4	L
12	11-25	@ DET	4-1	W
13	11-28	@ BOS	1-5	L
14	12-1	@ MTL	3-4	L
15	12-9	TOR	2-1	W
16	12-13	CHI	4-7	L
17	12-16	MTL	2-4	L

1945-46 (CONT'D)

GAME	DATE	OPPONENT	SCORE	RESULT
18	12-19	@ BOS	7-8	L
19	12-22	@ TOR	5-5	T
20	12-23	TOR	3-4	L
21	12-26	DET	2-3	L
22	12-30	CHI	3-2	W
23	12-31	MTL	0-0	T
24	1-3	@ DET	3-3	T
25	1-6	BOS	4-2	W
26	1-12	@ MTL	3-9	L
27	1-13	CHI	3-2	W
28	1-16	@ BOS	2-3	L
29	1-17	BOS	2-4	L
30	1-19	@ TOR	1-3	L
31	1-20	@ CHI	1-9	L
32	1-26	@ MTL	3-5	L
33	1-27	DET	5-2	W
34	2-3	TOR	6-6	T

1945-46 (CONT'D)

GAME	DATE	OPPONENT	SCORE	RESULT
35	2-6	@ CHI	2-6	L
36	2-7	@ DET	2-4	L
37	2-10	CHI	2-2	T
38	2-14	BOS	2-2	T
39	2-16	@ BOS	6-2	W
40	2-17	MTL	4-5	L
41	2-21	DET	2-2	T
42	2-24	@ CHI	2-2	T
43	2-27	@ TOR	6-4	W
44	2-28	@ DET	1-4	L
45	3-3	TOR	2-5	L
46	3-6	@ MTL	3-7	L
47	3-10	DET	3-2	W
48	3-12	BOS	2-3	L
49	3-13	@ BOS	5-3	W
50	3-17	MTL	8-5	W

\*Overtime

ALL-TIME RESULTS GAME-BY-GAME

1946-47				
GAME	DATE	OPPONENT	SCORE	RESULT
1	10-17	@ MTL	0-3	L
2	10-20	@ DET	3-1	W
3	10-23	@ MTL	4-1	W
4	10-26	@ BOS	1-3	L
5	10-30	BOS	3-3	T
6	11-2	DET	7-4	W
7	11-3	@ DET	1-3	L
8	11-6	@ CHI	2-6	L
9	11-9	@ TOR	2-4	L
10	11-10	BOS	0-4	L
11	11-13	MTL	4-4	T
12	11-16	CHI	2-6	L
13	11-17	TOR	4-5	L
14	11-21	@ DET	1-3	L
15	11-23	@ MTL	3-2	W
16	11-24	@ CHI	5-1	W
17	11-27	@ BOS	2-5	L
18	12-1	@ CHI	2-1	W
19	12-4	MTL	2-1	W
20	12-8	@ BOS	6-4	W

1946-47 (CONT'D)				
GAME	DATE	OPPONENT	SCORE	RESULT
21	12-11	DET	1-1	T
22	12-14	@ TOR	2-3	L
23	12-15	MTL	3-5	L
24	12-18	@ BOS	2-3	L
25	12-22	TOR	1-3	L
26	12-25	MTL	2-0	W
27	12-28	@ DET	2-2	T
28	12-29	BOS	2-2	T
29	12-31	DET	4-5	L
30	1-1	@ BOS	1-3	L
31	1-2	TOR	4-5	L
32	1-4	@ TOR	2-0	W
33	1-5	CHI	9-0	W
34	1-8	BOS	1-3	L
35	1-12	TOR	3-2	W
36	1-15	DET	4-3	W
37	1-18	@ MTL	2-6	L
38	1-19	CHI	5-3	W
39	1-22	@ CHI	4-2	W
40	1-25	@ TOR	1-0	W

1946-47 (CONT'D)				
GAME	DATE	OPPONENT	SCORE	RESULT
41	2-1	@ MTL	1-2	L
42	2-2	MTL	7-1	W
43	2-5	@ CHI	3-2	W
44	2-9	@ DET	2-5	L
45	2-12	@ BOS	1-10	L
46	2-16	TOR	6-2	W
47	2-19	BOS	6-0	W
48	2-22	@ TOR	0-2	L
49	2-23	DET	2-2	T
50	2-26	CHI	7-9	L
51	3-2	BOS	2-3	L
52	3-3	CHI	4-9	L
53	3-5	@ CHI	3-1	W
54	3-9	TOR	2-4	L
55	3-12	DET	2-4	L
56	3-15	@ MTL	0-1	L
57	3-16	MTL	3-4	L
58	3-19	@ DET	0-2	L
59	3-22	@ TOR	3-5	L
60	3-23	CHI	4-3	W

1947-48				
GAME	DATE	OPPONENT	SCORE	RESULT
1	10-16	@ MTL	2-1	W
2	10-19	@ BOS	1-3	L
3	10-22	@ TOR	1-3	L
4	10-29	BOS	1-3	L
5	11-1	DET	4-3	W
6	11-2	TOR	7-4	W
7	11-6	@ DET	1-2	L
8	11-8	@ TOR	2-7	L
9	11-9	@ CHI	5-8	L
10	11-12	BOS	2-8	L
11	11-15	CHI	3-5	L
12	11-16	MTL	4-2	W
13	11-19	@ DET	6-5	W
14	11-22	@ MTL	5-3	W
15	11-30	@ CHI	6-2	W
16	12-3	TOR	1-4	L
17	12-6	@ BOS	5-5	T
18	12-7	DET	3-1	W
19	12-10	MTL	4-4	T
20	12-11	@ MTL	4-2	W

1947-48 (CONT'D)				
GAME	DATE	OPPONENT	SCORE	RESULT
21	12-13	@ TOR	4-1	W
22	12-14	DET	1-1	T
23	12-17	BOS	5-2	W
24	12-21	MTL	3-4	L
25	12-23	@ CHI	1-7	L
26	12-25	@ DET	2-0	W
27	12-28	TOR	1-1	T
28	12-31	BOS	7-3	W
29	1-1	@ BOS	1-4	L
30	1-3	@ TOR	5-5	T
31	1-4	CHI	1-4	L
32	1-7	@ DET	0-6	L
33	1-10	@ MTL	1-1	T
34	1-11	MTL	3-1	W
35	1-14	CHI	4-2	W
36	1-18	TOR	2-2	T
37	1-21	DET	3-4	L
38	1-25	@ BOS	4-6	L
39	1-28	@ CHI	3-2	W
40	1-31	@ MTL	4-2	W

1947-48 (CONT'D)				
GAME	DATE	OPPONENT	SCORE	RESULT
41	2-1	CHI	2-2	T
42	2-4	@ DET	4-4	T
43	2-7	@ TOR	0-3	L
44	2-8	@ CHI	2-2	T
45	2-14	@ BOS	4-4	T
46	2-15	TOR	4-4	T
47	2-18	DET	1-3	L
48	2-22	BOS	4-1	W
49	2-25	CHI	4-7	L
50	2-29	MTL	5-3	W
51	3-2	TOR	1-0	W
52	3-3	@ DET	2-4	L
53	3-6	@ TOR	1-2	L
54	3-7	DET	2-2	T
55	3-10	@ BOS	3-6	L
56	3-13	@ MTL	2-3	L
57	3-14	MTL	3-6	L
58	3-16	BOS	2-6	L
59	3-17	@ CHI	5-2	W
60	3-21	CHI	3-4	L

1948-49				
GAME	DATE	OPPONENT	SCORE	RESULT
1	10-14	@ MTL	1-1	T
2	10-17	@ DET	0-7	L
3	10-24	@ BOS	1-4	L
4	10-27	DET	2-3	L
5	10-31	BOS	2-0	W
6	11-6	@ TOR	3-3	T
7	11-7	@ CHI	2-4	L
8	11-10	CHI	4-3	W
9	11-13	MTL	1-3	L
10	11-14	TOR	4-4	T
11	11-17	@ DET	4-4	T
12	11-21	@ BOS	4-1	W
13	11-25	@ CHI	4-6	L
14	11-27	@ TOR	0-3	L
15	11-30	CHI	2-4	L
16	12-4	@ MTL	1-3	L
17	12-5	DET	1-3	L
18	12-7	BOS	2-2	T
19	12-11	@ DET	3-5	L
20	12-12	DET	2-0	W

1948-49 (CONT'D)				
GAME	DATE	OPPONENT	SCORE	RESULT
21	12-15	TOR	3-1	W
22	12-18	@ TOR	3-3	T
23	12-19	MTL	3-2	W
24	12-23	@ CHI	3-2	W
25	12-25	@ MTL	2-0	W
26	12-26	CHI	1-2	L
27	12-31	BOS	2-2	T
28	1-1	@ BOS	1-4	L
29	1-2	TOR	4-2	W
30	1-5	CHI	3-1	W
31	1-9	MTL	1-1	T
32	1-12	DET	1-4	L
33	1-15	@ TOR	1-2	L
34	1-16	TOR	4-0	W
35	1-19	BOS	2-5	L
36	1-20	@ MTL	1-2	L
37	1-23	@ CHI	2-2	T
38	1-26	@ DET	5-1	W
39	1-30	MTL	9-0	W
40	2-2	@ BOS	3-5	L

1948-49 (CONT'D)				
GAME	DATE	OPPONENT	SCORE	RESULT
41	2-5	@ TOR	1-1	T
42	2-6	@ CHI	2-0	W
43	2-9	@ DET	0-8	L
44	2-10	CHI	1-3	L
45	2-12	@ BOS	2-4	L
46	2-13	TOR	0-3	L
47	2-16	DET	4-0	W
48	2-19	@ MTL	1-3	L
49	2-20	MTL	3-2	W
50	2-23	BOS	2-3	L
51	2-27	DET	3-2	W
52	3-2	@ CHI	2-5	L
53	3-5	@ TOR	1-7	L
54	3-6	TOR	3-4	L
55	3-9	@ BOS	1-8	L
56	3-12	@ MTL	0-3	L
57	3-13	MTL	1-1	T
58	3-15	BOS	2-4	L
59	3-16	@ DET	2-6	L
60	3-20	CHI	5-1	W

\*Overtime

# ALL-TIME RESULTS GAME-BY-GAME

1949-50

GAME	DATE	OPPONENT	SCORE	RESULT
1	10-15	@ MTL	1-3	L
2	10-16	@ BOS	2-2	T
3	10-19	@ DET	1-6	L
4	10-22	@ TOR	2-2	T
5	10-25	@ CHI	2-1	W
6	10-26	BOS	5-2	W
7	10-29	CHI	0-2	L
8	10-30	TOR	2-4	L
9	11-2	@ TOR	3-3	T
10	11-6	@ DET	0-7	L
11	11-9	@ MTL	2-2	T
12	11-12	MTL	3-5	L
13	11-13	DET	1-1	T
14	11-16	BOS	2-1	W
15	11-20	@ CHI	5-2	W
16	11-23	@ DET	3-4	L
17	11-26	@ MTL	1-5	L
18	11-27	@ BOS	1-1	T
19	11-30	MTL	5-2	W
20	12-3	@ TOR	0-2	L
21	12-4	CHI	4-0	W
22	12-7	CHI	2-1	W
23	12-10	@ DET	1-0	W
24	12-11	DET	2-1	W

1949-50 (CONT'D)

GAME	DATE	OPPONENT	SCORE	RESULT
25	12-14	@ CHI	3-5	L
26	12-17	@ BOS	3-1	W
27	12-18	TOR	0-2	L
28	12-21	MTL	4-1	W
29	12-24	@ MTL	0-0	T
30	12-25	TOR	3-1	W
31	12-28	CHI	5-2	W
32	12-31	BOS	4-1	W
33	1-1	@ BOS	0-6	L
34	1-4	DET	2-1	W
35	1-7	@ MTL	3-1	W
36	1-8	CHI	1-1	T
37	1-11	TOR	1-2	L
38	1-14	@ DET	2-4	L
39	1-15	DET	0-1	L
40	1-18	BOS	2-4	L
41	1-21	@ TOR	1-2	L
42	1-22	@ CHI	3-4	L
43	1-25	@ TOR	1-5	L
44	1-28	@ BOS	2-2	T
45	1-29	MTL	2-0	W
46	2-1	@ BOS	2-3	L
47	2-2	@ MTL	1-4	L
48	2-5	@ DET	5-5	T

1949-50 (CONT'D)

GAME	DATE	OPPONENT	SCORE	RESULT
49	2-9	@ CHI	5-3	W
50	2-12	DET	4-0	W
51	2-15	BOS	2-2	T
52	2-18	@ MTL	4-2	W
53	2-19	TOR	2-1	W
54	2-22	CHI	3-0	W
55	2-23	@ CHI	7-3	W
56	2-25	@ TOR	2-4	L
57	2-26	BOS	4-3	W
58	3-1	DET	2-5	L
59	3-4	@ BOS	1-5	L
60	3-5	TOR	5-2	W
61	3-8	@ CHI	4-2	W
62	3-9	DET	3-1	W
63	3-11	@ TOR	0-4	L
64	3-12	MTL	1-5	L
65	3-15	BOS	1-4	L
66	3-18	@ MTL	3-5	L
67	3-19	MTL	2-4	L
68	3-21	CHI	3-6	L
69	3-22	@ DET	7-8	L
70	3-26	TOR	5-3	W

1950-51

GAME	DATE	OPPONENT	SCORE	RESULT
1	10-11	@ DET	2-3	L
2	10-15	@ CHI	3-2	W
3	10-19	@ MTL	0-4	L
4	10-21	@ TOR	0-5	L
5	10-22	@ BOS	0-0	T
6	10-25	BOS	1-1	T
7	10-28	@ MTL	1-5	L
8	10-29	MTL	2-2	T
9	11-2	@ DET	2-2	T
10	11-4	@ TOR	2-2	T
11	11-5	@ CHI	1-3	L
12	11-8	TOR	3-5	L
13	11-11	@ MTL	1-1	T
14	11-12	CHI	1-4	L
15	11-15	BOS	3-4	L
16	11-18	@ TOR	4-5	L
17	11-19	DET	3-3	T
18	11-22	MTL	3-2	W
19	11-25	@ BOS	3-3	T
20	11-26	TOR	2-3	L
21	11-29	CHI	1-1	T
22	12-2	@ BOS	3-2	W
23	12-3	BOS	3-5	L
24	12-6	DET	0-9	L

1950-51 (CONT'D)

GAME	DATE	OPPONENT	SCORE	RESULT
25	12-9	@ DET	0-5	L
26	12-10	@ CHI	3-3	T
27	12-13	MTL	3-2	W
28	12-16	@ MTL	1-1	T
29	12-17	DET	3-3	T
30	12-20	BOS	4-4	T
31	12-24	CHI	6-1	W
32	12-25	@ DET	1-4	L
33	12-27	TOR	3-1	W
34	12-31	BOS	3-0	W
35	1-1	@ BOS	2-3	L
36	1-3	DET	5-3	W
37	1-6	@ TOR	4-2	W
38	1-7	CHI	3-2	W
39	1-10	MTL	0-3	L
40	1-13	@ DET	2-4	L
41	1-14	TOR	2-1	W
42	1-17	BOS	3-3	T
43	1-20	@ MTL	2-2	T
44	1-21	@ BOS	1-5	L
45	1-25	@ CHI	2-1	W
46	1-27	@ TOR	1-2	L
47	1-28	DET	5-3	W
48	2-1	@ DET	2-3	L

1950-51 (CONT'D)

GAME	DATE	OPPONENT	SCORE	RESULT
49	2-4	@ CHI	4-4	T
50	2-7	@ BOS	2-2	T
51	2-11	MTL	3-1	W
52	2-14	CHI	5-1	W
53	2-15	@ CHI	7-3	W
54	2-17	@ TOR	0-2	L
55	2-18	TOR	2-5	L
56	2-21	BOS	2-2	T
57	2-24	@ MTL	2-6	L
58	2-25	DET	6-2	W
59	3-1	@ CHI	4-1	W
60	3-3	@ BOS	3-3	T
61	3-4	MTL	2-2	T
62	3-7	CHI	3-1	W
63	3-10	@ DET	2-3	L
64	3-11	MTL	5-5	T
65	3-14	TOR	1-3	L
66	3-15	@ MTL	3-5	L
67	3-17	@ TOR	1-3	L
68	3-18	TOR	1-4	L
69	3-21	DET	1-4	L
70	3-25	CHI	5-2	W

1951-52

GAME	DATE	OPPONENT	SCORE	RESULT
1	10-14	@ CHI	2-3	L
2	10-18	@ MTL	2-3	L
3	10-20	@ TOR	3-2	W
4	10-21	@ BOS	1-1	T
5	10-24	BOS	1-3	L
6	10-28	MTL	2-1	W
7	10-29	@ MTL	1-6	L
8	11-1	@ CHI	2-4	L
9	11-3	@ TOR	2-1	W
10	11-4	@ DET	2-4	L
11	11-7	DET	4-4	T
12	11-11	CHI	3-2	W
13	11-14	TOR	2-2	T
14	11-17	@ MTL	2-3	L
15	11-18	DET	2-5	L
16	11-21	BOS	3-3	T
17	11-22	@ DET	1-2	L
18	11-25	MTL	2-1	W
19	11-27	@ BOS	1-1	T
20	11-28	CHI	6-3	W
21	12-1	@ TOR	2-8	L
22	12-2	@ CHI	4-6	L
23	12-5	BOS	2-3	L
24	12-9	TOR	7-2	W

1951-52 (CONT'D)

GAME	DATE	OPPONENT	SCORE	RESULT
25	12-11	@ BOS	2-4	L
26	12-12	BOS	6-3	W
27	12-15	@ TOR	1-4	L
28	12-16	DET	1-3	L
29	12-19	MTL	4-2	W
30	12-23	CHI	3-2	W
31	12-25	@ DET	1-2	L
32	12-26	DET	1-0	W
33	12-29	@ MTL	2-7	L
34	12-30	TOR	2-2	T
35	1-1	@ BOS	4-2	W
36	1-2	DET	1-0	W
37	1-6	CHI	3-2	W
38	1-9	TOR	1-2	L
39	1-10	@ DET	2-5	L
40	1-13	MTL	2-2	T
41	1-16	CHI	4-6	L
42	1-17	@ CHI	6-6	T
43	1-20	@ DET	3-2	W
44	1-22	@ BOS	3-3	T
45	1-26	@ TOR	3-3	T
46	1-27	MTL	3-5	L
47	1-31	@ MTL	0-1	L
48	2-3	@ DET	3-4	L

1951-52 (CONT'D)

GAME	DATE	OPPONENT	SCORE	RESULT
49	2-7	@ CHI	3-1	W
50	2-9	@ BOS	4-2	W
51	2-10	TOR	3-4	L
52	2-13	BOS	6-2	W
53	2-16	@ MTL	1-5	L
54	2-17	MTL	3-2	W
55	2-19	@ TOR	3-3	T
56	2-20	DET	1-1	T
57	2-24	BOS	5-2	W
58	2-27	TOR	1-3	L
59	2-28	@ CHI	2-2	T
60	3-1	@ MTL	1-3	L
61	3-2	DET	4-6	L
62	3-4	@ BOS	1-4	L
63	3-6	@ CHI	5-3	W
64	3-9	MTL	0-2	L
65	3-12	CHI	10-2	W
66	3-15	@ TOR	2-5	L
67	3-16	TOR	2-4	L
68	3-19	BOS	6-4	W
69	3-20	@ DET	3-7	L
70	3-23	CHI	6-7	L

\*Overtime

ALL-TIME RESULTS GAME-BY-GAME

1952-53				
GAME	DATE	OPPONENT	SCORE	RESULT
1	10-9	@ DET	3-5	L
2	10-12	@ CHI	0-2	L
3	10-16	@ MTL	1-3	L
4	10-18	@ TOR	3-4	L
5	10-19	@ BOS	2-2	T
6	10-22	BOS	3-3	T
7	10-26	DET	3-2	W
8	10-29	CHI	1-3	L
9	10-30	@ CHI	3-8	L
10	11-1	@ MTL	1-4	L
11	11-2	MTL	2-2	T
12	11-5	@ TOR	1-4	L
13	11-9	@ DET	1-3	L
14	11-12	CHI	5-2	W
15	11-13	@ CHI	2-6	L
16	11-16	TOR	3-6	L
17	11-19	DET	2-2	T
18	11-23	MTL	2-2	T
19	11-26	TOR	4-2	W
20	11-27	@ BOS	1-3	L
21	11-30	@ CHI	1-1	T
22	12-3	CHI	3-5	L
23	12-4	@ DET	3-5	L
24	12-6	@ TOR	2-2	T

1952-53 (CONT'D)				
GAME	DATE	OPPONENT	SCORE	RESULT
25	12-7	MTL	2-2	T
26	12-10	BOS	1-4	L
27	12-14	TOR	2-2	T
28	12-17	BOS	5-0	W
29	12-18	@ MTL	2-6	L
30	12-20	@ DET	1-1	T
31	12-21	DET	2-5	L
32	12-25	@ BOS	2-1	W
33	12-28	CHI	3-6	L
34	12-31	TOR	3-3	T
35	1-4	BOS	5-2	W
36	1-7	CHI	4-6	L
37	1-8	@ MTL	4-4	T
38	1-11	MTL	7-0	W
39	1-14	DET	3-2	W
40	1-17	@ TOR	0-1	L
41	1-18	@ CHI	0-2	L
42	1-22	@ DET	8-2	W
43	1-24	@ BOS	0-9	L
44	1-25	@ BOS	2-1	W
45	1-28	MTL	1-2	L
46	1-29	@ MTL	2-5	L
47	1-31	@ TOR	0-4	L
48	2-1	@ CHI	1-0	W

1952-53 (CONT'D)				
GAME	DATE	OPPONENT	SCORE	RESULT
49	2-5	@ DET	3-3	T
50	2-8	MTL	1-1	T
51	2-11	DET	2-2	T
52	2-14	@ BOS	4-5	L
53	2-15	TOR	1-2	L
54	2-18	BOS	4-2	W
55	2-19	@ CHI	4-2	W
56	2-21	@ MTL	1-4	L
57	2-22	DET	1-2	L
58	2-25	BOS	2-1	W
59	2-28	@ TOR	0-3	L
60	3-1	TOR	4-2	W
61	3-4	CHI	1-4	L
62	3-5	@ DET	1-7	L
63	3-7	@ BOS	2-1	W
64	3-8	MTL	4-3	W
65	3-11	DET	0-2	L
66	3-14	@ MTL	2-3	L
67	3-15	TOR	1-1	T
68	3-18	BOS	1-2	L
69	3-21	@ TOR	0-5	L
70	3-22	CHI	1-3	L

1953-54				
GAME	DATE	OPPONENT	SCORE	RESULT
1	10-8	@ DET	1-4	L
2	10-11	@ CHI	5-3	W
3	10-15	@ MTL	1-6	L
4	10-17	@ TOR	1-1	T
5	10-18	@ BOS	2-3	L
6	10-22	BOS	4-3	W
7	10-25	MTL	1-2	L
8	10-28	CHI	1-6	L
9	10-31	@ TOR	1-4	L
10	11-1	TOR	2-2	T
11	11-5	@ MTL	3-4	L
12	11-7	@ CHI	3-1	W
13	11-8	@ DET	2-2	T
14	11-11	CHI	3-2	W
15	11-14	DET	2-3	L
16	11-15	@ DET	1-4	L
17	11-18	CHI	3-1	W
18	11-21	@ TOR	0-1	L
19	11-22	DET	2-3	L
20	11-25	BOS	5-3	W
21	11-26	@ BOS	2-5	L
22	11-29	MTL	2-1	W
23	12-2	CHI	3-3	T
24	12-3	@ DET	0-4	L

1953-54 (CONT'D)				
GAME	DATE	OPPONENT	SCORE	RESULT
25	12-5	@ CHI	1-2	L
26	12-6	TOR	3-3	T
27	12-9	DET	3-3	T
28	12-12	@ MTL	2-7	L
29	12-13	TOR	1-2	L
30	12-16	BOS	4-3	W
31	12-19	@ TOR	2-3	L
32	12-20	MTL	3-1	W
33	12-23	DET	2-1	W
34	12-26	@ MTL	0-2	L
35	12-27	CHI	1-4	L
36	12-29	BOS	2-6	L
37	1-1	@ BOS	2-1	W
38	1-3	MTL	4-3	W
39	1-6	CHI	4-3	W
40	1-10	TOR	4-1	W
41	1-13	DET	1-3	L
42	1-14	@ CHI	2-0	W
43	1-16	@ TOR	0-4	L
44	1-17	@ DET	3-2	W
45	1-20	BOS	8-3	W
46	1-23	@ BOS	4-3	W
47	1-24	@ BOS	1-2	L
48	1-28	@ DET	3-3	T

1953-54 (CONT'D)				
GAME	DATE	OPPONENT	SCORE	RESULT
49	1-30	@ MTL	2-1	W
50	2-4	@ CHI	3-2	W
51	2-6	@ MTL	3-4	L
52	2-7	MTL	1-4	L
53	2-10	DET	3-2	W
54	2-13	@ BOS	0-1	L
55	2-14	TOR	3-3	T
56	2-17	BOS	2-1	W
57	2-19	@ CHI	3-0	W
58	2-21	TOR	6-1	W
59	2-24	BOS	3-5	L
60	2-27	@ MTL	0-5	L
61	2-28	MTL	2-0	W
62	3-3	@ TOR	3-3	T
63	3-5	@ CHI	0-0	T
64	3-7	TOR	0-4	L
65	3-10	CHI	4-2	W
66	3-11	@ BOS	0-1	L
67	3-13	@ DET	5-2	W
68	3-14	DET	2-0	W
69	3-20	@ TOR	5-2	W
70	3-21	MTL	1-3	L

1954-55				
GAME	DATE	OPPONENT	SCORE	RESULT
1	10-9	@ DET	0-4	L
2	10-10	@ CHI	2-1	W
3	10-14	@ BOS	3-5	L
4	10-16	@ TOR	4-2	W
5	10-20	BOS	6-2	W
6	10-23	@ MTL	1-7	L
7	10-24	MTL	4-2	W
8	10-27	DET	5-2	W
9	10-30	@ TOR	1-3	L
10	10-31	CHI	1-1	T
11	11-4	@ CHI	1-3	L
12	11-7	@ DET	0-1	L
13	11-10	TOR	1-2	L
14	11-13	CHI	3-5	L
15	11-14	@ CHI	5-0	W
16	11-17	BOS	2-2	T
17	11-20	@ MTL	1-4	L
18	11-21	TOR	2-2	T
19	11-24	BOS	3-1	W
20	11-25	@ BOS	2-2	T
21	11-27	@ TOR	1-3	L
22	11-28	MTL	4-1	W
23	12-1	DET	1-6	L
24	12-4	@ BOS	3-6	L

1954-55 (CONT'D)				
GAME	DATE	OPPONENT	SCORE	RESULT
25	12-5	MTL	3-3	T
26	12-8	CHI	1-2	L
27	12-9	@ DET	2-3	L
28	12-11	@ DET	1-4	L
29	12-12	TOR	1-1	T
30	12-15	DET	3-3	T
31	12-16	@ MTL	1-5	L
32	12-18	@ TOR	1-3	L
33	12-19	TOR	3-3	T
34	12-22	DET	2-2	T
35	12-25	@ MTL	1-4	L
36	12-26	CHI	4-4	T
37	12-30	BOS	6-1	W
38	1-1	@ BOS	0-4	L
39	1-2	BOS	3-3	T
40	1-5	CHI	2-3	L
41	1-8	@ TOR	0-5	L
42	1-9	MTL	1-7	L
43	1-12	TOR	0-0	T
44	1-14	@ CHI	6-2	W
45	1-16	@ DET	0-3	L
46	1-19	DET	2-0	W
47	1-22	@ BOS	1-3	L
48	1-23	@ BOS	2-0	W

1954-55 (CONT'D)				
GAME	DATE	OPPONENT	SCORE	RESULT
49	1-27	@ DET	3-3	T
50	1-29	@ TOR	3-1	W
51	1-30	@ CHI	2-4	L
52	2-5	@ MTL	1-3	L
53	2-6	MTL	3-7	L
54	2-9	CHI	2-2	T
55	2-12	@ BOS	5-5	T
56	2-13	MTL	4-1	W
57	2-16	BOS	2-2	T
58	2-19	@ MTL	2-10	L
59	2-20	DET	0-5	L
60	2-23	TOR	1-3	L
61	2-25	@ CHI	2-2	T
62	2-27	MTL	1-7	L
63	3-2	BOS	1-2	L
64	3-5	@ DET	2-6	L
65	3-6	DET	1-2	L
66	3-12	@ TOR	2-1	W
67	3-13	CHI	5-2	W
68	3-16	@ CHI	1-1	T
69	3-19	@ MTL	2-4	L
70	3-20	TOR	3-2	W

\*Overtime



# ALL-TIME RESULTS GAME-BY-GAME

1955-56					1955-56 (CONT'D)					1955-56 (CONT'D)				
GAME	DATE	OPPONENT	SCORE	RESULT	GAME	DATE	OPPONENT	SCORE	RESULT	GAME	DATE	OPPONENT	SCORE	RESULT
1	10-7	@ CHI	7-4	W	25	12-7	TOR	3-1	W	49	2-4	@ BOS	1-7	L
2	10-9	@ DET	3-2	W	26	12-10	@ TOR	1-6	L	50	2-5	MTL	3-3	T
3	10-15	@ MTL	1-4	L	27	12-11	@ DET	0-2	L	51	2-8	BOS	3-3	T
4	10-16	@ BOS	1-4	L	28	12-14	CHI	1-4	L	52	2-11	@ TOR	0-5	L
5	10-19	TOR	6-2	W	29	12-15	@ MTL	0-2	L	53	2-12	DET	2-1	W
6	10-22	@ TOR	2-3	L	30	12-18	TOR	4-1	W	54	2-14	@ DET	3-5	L
7	10-23	CHI	5-4	W	31	12-21	BOS	3-3	T	55	2-15	CHI	6-1	W
8	10-26	DET	6-2	W	32	12-25	MTL	5-1	W	56	2-18	@ MTL	4-9	L
9	10-29	BOS	0-1	L	33	12-29	CHI	2-4	L	57	2-19	BOS	0-3	L
10	11-3	@ DET	1-1	T	34	12-31	BOS	6-2	W	58	2-22	TOR	2-4	L
11	11-5	@ TOR	3-0	W	35	1-1	@ BOS	4-2	W	59	2-23	@ MTL	2-5	L
12	11-6	@ CHI	4-2	W	36	1-4	DET	5-4	W	60	2-26	DET	3-2	W
13	11-9	MTL	1-1	T	37	1-8	CHI	3-5	L	61	2-28	@ DET	1-4	L
14	11-10	@ BOS	1-5	L	38	1-11	MTL	6-1	W	62	2-29	BOS	4-2	W
15	11-13	TOR	4-1	W	39	1-12	@ DET	0-6	L	63	3-3	@ BOS	2-5	L
16	11-16	DET	3-3	T	40	1-14	@ TOR	6-5	W	64	3-4	CHI	3-2	W
17	11-19	@ MTL	1-6	L	41	1-15	@ CHI	2-0	W	65	3-8	@ CHI	6-4	W
18	11-20	MTL	1-1	T	42	1-17	@ CHI	2-2	T	66	3-10	@ TOR	2-5	L
19	11-23	BOS	4-0	W	43	1-21	@ MTL	1-3	L	67	3-11	TOR	4-2	W
20	11-24	@ BOS	5-0	W	44	1-22	@ BOS	1-3	L	68	3-15	DET	2-2	T
21	11-27	MTL	3-3	T	45	1-26	@ DET	2-3	L	69	3-17	@ MTL	2-7	L
22	11-30	CHI	6-1	W	46	1-28	@ TOR	3-1	W	70	3-18	MTL	1-3	L
23	12-2	@ CHI	2-1	W	47	1-29	@ CHI	6-2	W					
24	12-4	DET	7-3	W	48	2-1	TOR	5-2	W					

1956-57					1956-57 (CONT'D)					1956-57 (CONT'D)				
GAME	DATE	OPPONENT	SCORE	RESULT	GAME	DATE	OPPONENT	SCORE	RESULT	GAME	DATE	OPPONENT	SCORE	RESULT
1	10-12	@ CHI	3-0	W	25	12-9	DET	4-2	W	49	2-3	@ BOS	1-4	L
2	10-14	@ DET	1-2	L	26	12-13	@ DET	1-2	L	50	2-6	BOS	3-2	W
3	10-17	BOS	2-0	W	27	12-15	@ TOR	1-2	L	51	2-7	@ CHI	4-4	T
4	10-20	@ MTL	0-5	L	28	12-16	MTL	4-2	W	52	2-9	@ TOR	4-4	T
5	10-21	CHI	4-1	W	29	12-21	@ CHI	3-2	W	53	2-10	MTL	5-4	W
6	10-24	MTL	3-2	W	30	12-23	TOR	1-3	L	54	2-14	@ DET	2-3	L
7	10-28	TOR	1-1	T	31	12-25	@ DET	1-8	L	55	2-16	@ MTL	2-1	W
8	10-31	@ TOR	2-7	L	32	12-27	CHI	3-2	W	56	2-17	TOR	3-2	W
9	11-4	@ BOS	1-4	L	33	12-29	@ MTL	3-6	L	57	2-20	BOS	5-2	W
10	11-7	BOS	2-4	L	34	12-31	DET	0-1	L	58	2-23	@ MTL	1-4	L
11	11-8	@ MTL	2-4	L	35	1-1	@ BOS	3-5	L	59	2-24	MTL	4-3	W
12	11-10	DET	4-6	L	36	1-5	CHI	4-1	W	60	2-27	CHI	6-6	T
13	11-14	MTL	3-5	L	37	1-6	MTL	2-3	L	61	3-2	@ BOS	3-2	W
14	11-17	BOS	4-4	T	38	1-9	TOR	3-4	L	62	3-3	DET	1-1	T
15	11-18	@ CHI	2-2	T	39	1-11	@ CHI	7-4	W	63	3-7	@ CHI	2-2	T
16	11-21	TOR	3-3	T	40	1-12	@ DET	5-4	W	64	3-9	@ TOR	2-1	W
17	11-22	@ BOS	4-3	W	41	1-13	DET	2-3	L	65	3-10	DET	4-1	W
18	11-24	@ MTL	1-6	L	42	1-19	@ MTL	0-5	L	66	3-13	BOS	1-2	L
19	11-25	MTL	1-1	T	43	1-20	@ DET	2-5	L	67	3-16	@ TOR	1-14	L
20	11-28	BOS	2-1	W	44	1-23	@ TOR	4-4	T	68	3-17	TOR	3-5	L
21	11-29	@ DET	1-4	L	45	1-26	@ BOS	5-3	W	69	3-23	@ BOS	4-2	W
22	12-2	TOR	4-2	W	46	1-27	@ CHI	3-2	W	70	3-24	CHI	4-4	T
23	12-5	CHI	2-2	T	47	1-30	CHI	2-7	L					
24	12-8	@ TOR	0-0	T	48	2-2	DET	4-5	L					

1957-58					1957-58 (CONT'D)					1957-58 (CONT'D)				
GAME	DATE	OPPONENT	SCORE	RESULT	GAME	DATE	OPPONENT	SCORE	RESULT	GAME	DATE	OPPONENT	SCORE	RESULT
1	10-10	@ DET	3-2	W	25	12-1	@ DET	5-1	W	49	1-29	BOS	1-1	T
2	10-12	@ MTL	2-2	T	26	12-4	CHI	0-2	L	50	2-1	CHI	3-2	W
3	10-13	@ BOS	1-3	L	27	12-7	@ TOR	3-3	T	51	2-2	@ BOS	3-4	L
4	10-16	BOS	2-6	L	28	12-8	TOR	1-2	L	52	2-8	@ DET	5-2	W
5	10-20	CHI	6-1	W	29	12-12	@ MTL	2-3	L	53	2-9	MTL	1-3	L
6	10-23	TOR	3-0	W	30	12-14	@ DET	4-4	T	54	2-14	@ CHI	3-1	W
7	10-26	@ TOR	0-3	L	31	12-15	DET	4-2	W	55	2-16	BOS	3-2	W
8	10-27	MTL	4-1	W	32	12-18	MTL	5-4	W	56	2-19	CHI	3-2	W
9	10-30	DET	0-4	L	33	12-19	@ BOS	3-3	T	57	2-22	@ MTL	2-2	T
10	10-31	@ BOS	3-0	W	34	12-21	@ MTL	4-2	W	58	2-23	TOR	4-2	W
11	11-2	BOS	5-0	W	35	12-22	TOR	5-2	W	59	2-26	CHI	4-3	W
12	11-3	@ CHI	3-2	W	36	12-25	CHI	1-3	L	60	3-1	@ TOR	5-4	W
13	11-5	@ DET	1-1	T	37	12-28	@ TOR	1-6	L	61	3-2	DET	4-4	T
14	11-6	@ TOR	4-2	W	38	12-29	MTL	3-4	L	62	3-8	@ MTL	3-2	W
15	11-9	@ CHI	0-5	L	39	1-4	BOS	4-7	L	63	3-9	DET	2-4	L
16	11-13	CHI	2-2	T	40	1-5	MTL	0-4	L	64	3-11	@ DET	2-2	T
17	11-16	@ MTL	4-2	W	41	1-8	TOR	5-5	T	65	3-12	@ CHI	3-2	W
18	11-17	MTL	4-2	W	42	1-11	@ MTL	3-9	L	66	3-15	@ BOS	4-0	W
19	11-20	DET	1-1	T	43	1-12	DET	2-3	L	67	3-16	MTL	2-3	L
20	11-22	@ CHI	4-2	W	44	1-16	@ BOS	3-2	W	68	3-19	BOS	1-1	T
21	11-24	TOR	1-5	L	45	1-18	@ CHI	3-2	W	69	3-22	@ TOR	7-0	W
22	11-27	BOS	2-5	L	46	1-19	@ DET	6-1	W	70	3-23	TOR	3-2	W
23	11-28	@ BOS	0-1	L	47	1-25	@ TOR	1-7	L					
24	11-30	DET	1-3	L	48	1-26	@ CHI	3-4	L					

\*Overtime

ALL-TIME RESULTS GAME-BY-GAME

1958-59				
GAME	DATE	OPPONENT	SCORE	RESULT
1	10-8	@ CHI	1-1	T
2	10-11	@ BOS	4-4	T
3	10-12	@ DET	0-3	L
4	10-15	BOS	4-4	T
5	10-18	@ MTL	2-2	T
6	10-19	MTL	3-5	L
7	10-25	CHI	6-2	W
8	10-26	TOR	3-2	W
9	10-29	BOS	2-2	T
10	10-30	@ DET	1-4	L
11	11-1	@ TOR	3-4	L
12	11-2	DET	1-2	L
13	11-4	@ CHI	2-4	L
14	11-8	@ MTL	6-5	W
15	11-9	@ BOS	5-1	W
16	11-15	BOS	4-2	W
17	11-16	MTL	2-1	W
18	11-19	TOR	7-4	W
19	11-22	@ TOR	2-2	T
20	11-23	DET	1-3	L
21	11-26	MTL	5-3	W
22	11-27	@ BOS	1-3	L
23	11-29	BOS	1-3	L
24	11-30	@ CHI	2-2	T

1958-59 (CONT'D)				
GAME	DATE	OPPONENT	SCORE	RESULT
25	12-3	CHI	4-2	W
26	12-6	@ MTL	0-6	L
27	12-7	TOR	0-2	L
28	12-10	DET	1-2	L
29	12-13	@ TOR	4-4	T
30	12-14	CHI	3-3	T
31	12-18	@ DET	2-0	W
32	12-21	TOR	5-1	W
33	12-25	@ MTL	1-4	L
34	12-28	MTL	5-3	W
35	12-31	BOS	4-3	W
36	1-1	@ BOS	5-2	W
37	1-3	@ MTL	1-5	L
38	1-4	TOR	2-4	L
39	1-7	CHI	0-4	L
40	1-10	DET	3-3	T
41	1-11	@ CHI	4-3	W
42	1-14	@ TOR	3-2	W
43	1-17	@ CHI	1-7	L
44	1-18	@ DET	4-2	W
45	1-24	@ MTL	1-3	L
46	1-26	@ BOS	8-3	W
47	1-28	CHI	1-3	L
48	1-31	@ TOR	5-2	W

1958-59 (CONT'D)				
GAME	DATE	OPPONENT	SCORE	RESULT
49	2-1	DET	5-4	W
50	2-5	@ DET	5-0	W
51	2-7	CHI	3-6	L
52	2-8	@ BOS	1-4	L
53	2-11	BOS	3-5	L
54	2-12	@ DET	0-1	L
55	2-15	MTL	1-5	L
56	2-18	@ CHI	2-4	L
57	2-21	@ TOR	1-1	T
58	2-22	MTL	5-1	W
59	2-25	DET	6-3	W
60	2-28	@ MTL	1-6	L
61	3-1	TOR	1-1	T
62	3-7	@ CHI	6-1	W
63	3-8	DET	4-2	W
64	3-11	CHI	3-5	L
65	3-12	@ BOS	4-5	L
66	3-14	@ TOR	0-5	L
67	3-15	TOR	5-6	L
68	3-18	BOS	3-5	L
69	3-21	@ DET	5-2	W
70	3-22	MTL	2-4	L

1959-60				
GAME	DATE	OPPONENT	SCORE	RESULT
1	10-7	@ CHI	2-5	L
2	10-10	@ BOS	4-6	L
3	10-11	@ DET	2-4	L
4	10-14	BOS	3-4	L
5	10-17	@ MTL	4-2	W
6	10-18	MTL	5-6	L
7	10-21	TOR	2-3	L
8	10-24	@ TOR	1-1	T
9	10-25	CHI	3-1	W
10	10-28	DET	3-3	T
11	11-1	MTL	1-3	L
12	11-4	@ TOR	1-4	L
13	11-5	@ MTL	2-8	L
14	11-8	@ DET	3-3	T
15	11-11	BOS	6-3	W
16	11-14	DET	0-4	L
17	11-15	TOR	2-2	T
18	11-18	@ CHI	3-5	L
19	11-22	DET	3-5	L
20	11-25	BOS	3-3	T
21	11-26	@ BOS	3-4	L
22	11-28	@ CHI	2-6	L
23	11-29	CHI	2-2	T
24	12-3	@ MTL	7-4	W

1959-60 (CONT'D)				
GAME	DATE	OPPONENT	SCORE	RESULT
25	12-5	@ TOR	3-6	L
26	12-6	TOR	6-0	W
27	12-12	@ BOS	4-3	W
28	12-13	BOS	4-3	W
29	12-19	@ MTL	3-5	L
30	12-20	MTL	6-5	W
31	12-23	CHI	0-3	L
32	12-25	@ DET	5-2	W
33	12-26	@ TOR	0-4	L
34	12-27	TOR	3-6	L
35	12-29	BOS	3-4	L
36	1-1	@ BOS	3-7	L
37	1-3	MTL	8-3	W
38	1-6	CHI	1-2	L
39	1-9	DET	3-3	T
40	1-10	@ DET	4-3	W
41	1-14	@ BOS	0-6	L
42	1-16	@ TOR	1-3	L
43	1-17	@ CHI	1-3	L
44	1-21	@ MTL	2-11	L
45	1-23	@ CHI	1-2	L
46	1-24	@ DET	2-2	T
47	1-27	MTL	2-2	T
48	1-30	@ TOR	2-3	L

1959-60 (CONT'D)				
GAME	DATE	OPPONENT	SCORE	RESULT
49	1-31	DET	3-3	T
50	2-3	TOR	2-4	L
51	2-4	@ DET	3-1	W
52	2-6	CHI	1-5	L
53	2-7	MTL	4-1	W
54	2-10	@ CHI	1-5	L
55	2-14	@ BOS	0-3	L
56	2-17	CHI	1-5	L
57	2-20	@ MTL	3-3	T
58	2-21	BOS	7-2	W
59	2-24	DET	2-2	T
60	2-27	@ MTL	2-3	L
61	2-28	TOR	3-5	L
62	3-5	@ CHI	0-5	L
63	3-6	DET	3-1	W
64	3-9	CHI	1-1	T
65	3-10	@ BOS	3-3	T
66	3-12	@ TOR	4-1	W
67	3-13	TOR	2-2	T
68	3-16	BOS	2-3	L
69	3-19	@ DET	3-6	L
70	3-20	MTL	3-1	W

1960-61				
GAME	DATE	OPPONENT	SCORE	RESULT
1	10-5	BOS	2-1	W
2	10-8	@ TOR	5-2	W
3	10-9	@ CHI	2-3	L
4	10-11	MTL	2-3	L
5	10-15	@ MTL	4-8	L
6	10-16	TOR	2-7	L
7	10-19	CHI	2-0	W
8	10-23	MTL	2-4	L
9	10-26	DET	4-3	W
10	10-27	@ BOS	4-6	L
11	10-30	TOR	1-3	L
12	11-2	@ CHI	4-4	T
13	11-5	@ TOR	3-7	L
14	11-6	@ DET	2-5	L
15	11-9	DET	3-4	L
16	11-10	@ MTL	7-9	L
17	11-13	MTL	1-2	L
18	11-16	BOS	4-3	W
19	11-20	DET	3-4	L
20	11-23	BOS	6-3	W
21	11-24	@ BOS	5-3	W
22	11-27	CHI	3-3	T
23	12-3	@ TOR	2-5	L
24	12-4	@ DET	4-1	W

1960-61 (CONT'D)				
GAME	DATE	OPPONENT	SCORE	RESULT
25	12-7	DET	1-3	L
26	12-10	@ BOS	3-0	W
27	12-11	BOS	2-2	T
28	12-14	@ CHI	0-4	L
29	12-15	@ DET	1-1	T
30	12-17	@ MTL	0-2	L
31	12-18	TOR	2-3	L
32	12-21	CHI	2-2	T
33	12-25	MTL	4-1	W
34	12-28	DET	3-4	L
35	12-31	@ TOR	1-2	L
36	1-1	TOR	1-4	L
37	1-4	CHI	2-3	L
38	1-7	@ MTL	3-6	L
39	1-8	MTL	4-2	W
40	1-12	@ BOS	4-4	T
41	1-14	@ DET	2-2	T
42	1-15	@ CHI	3-1	W
43	1-18	@ TOR	4-4	T
44	1-21	@ CHI	3-5	L
45	1-22	@ DET	5-3	W
46	1-25	BOS	2-1	W
47	1-29	TOR	1-4	L
48	2-1	CHI	3-1	W

1960-61 (CONT'D)				
GAME	DATE	OPPONENT	SCORE	RESULT
49	2-2	@ MTL	5-7	L
50	2-4	@ BOS	2-1	W
51	2-5	BOS	5-2	W
52	2-8	@ TOR	3-5	L
53	2-9	@ DET	2-4	L
54	2-11	MTL	3-3	T
55	2-12	@ BOS	3-8	L
56	2-15	@ CHI	2-5	L
57	2-18	@ MTL	4-7	L
58	2-19	TOR	4-2	W
59	2-22	CHI	4-2	W
60	2-26	MTL	1-3	L
61	3-1	BOS	3-1	W
62	3-2	@ CHI	1-7	L
63	3-4	@ TOR	4-5	L
64	3-5	DET	8-3	W
65	3-8	CHI	3-4	L
66	3-9	@ MTL	1-6	L
67	3-12	DET	7-3	W
68	3-14	@ DET	2-5	L
69	3-15	@ BOS	2-6	L
70	3-19	TOR	2-2	T

\*Overtime

# ALL-TIME RESULTS GAME-BY-GAME

1961-62					1961-62 (CONT'D)					1961-62 (CONT'D)				
GAME	DATE	OPPONENT	SCORE	RESULT	GAME	DATE	OPPONENT	SCORE	RESULT	GAME	DATE	OPPONENT	SCORE	RESULT
1	10-11	@ BOS	6-2	W	25	12-6	CHI	3-8	L	49	2-3	@ TOR	1-4	L
2	10-12	BOS	6-3	W	26	12-7	@ DET	3-3	T	50	2-4	MTL	2-1	W
3	10-14	@ MTL	1-3	L	27	12-9	@ MTL	2-2	T	51	2-7	DET	2-2	T
4	10-15	TOR	2-1	W	28	12-10	TOR	2-3	L	52	2-10	CHI	2-1	W
5	10-18	MTL	2-5	L	29	12-16	@ TOR	2-4	L	53	2-11	@ BOS	5-3	W
6	10-19	@ CHI	4-2	W	30	12-17	@ CHI	1-3	L	54	2-14	@ CHI	3-4	L
7	10-21	@ DET	4-4	T	31	12-20	DET	6-1	W	55	2-15	@ DET	3-4	L
8	10-22	DET	4-5	L	32	12-23	CHI	7-3	W	56	2-17	@ TOR	3-5	L
9	10-25	CHI	1-1	T	33	12-25	@ DET	6-4	W	57	2-18	TOR	6-2	W
10	10-28	@ TOR	1-5	L	34	12-27	MTL	0-3	L	58	2-21	BOS	4-2	W
11	10-29	TOR	4-2	W	35	12-31	BOS	4-7	L	59	2-24	@ MTL	2-4	L
12	10-31	@ CHI	4-2	W	36	1-1	@ BOS	4-2	W	60	2-25	MTL	3-3	T
13	11-2	@ DET	0-1	L	37	1-3	@ CHI	1-2	L	61	2-28	BOS	2-2	T
14	11-4	@ MTL	3-3	T	38	1-6	@ MTL	1-5	L	62	3-3	@ TOR	1-3	L
15	11-8	BOS	4-4	T	39	1-7	TOR	3-4	L	63	3-4	DET	2-4	L
16	11-12	CHI	4-1	W	40	1-13	@ CHI	2-4	L	64	3-6	@ DET	5-4	W
17	11-18	MTL	4-4	T	41	1-14	@ DET	1-2	L	65	3-11	MTL	1-2	L
18	11-19	TOR	5-3	W	42	1-17	@ TOR	2-4	L	66	3-14	DET	3-2	W
19	11-22	DET	4-0	W	43	1-21	@ CHI	1-3	L	67	3-17	@ MTL	0-2	L
20	11-23	@ BOS	4-3	W	44	1-24	DET	0-3	L	68	3-18	TOR	2-2	T
21	11-25	@ TOR	0-6	L	45	1-27	@ MTL	1-5	L	69	3-22	@ BOS	4-3	W
22	11-26	MTL	2-2	T	46	1-28	CHI	0-3	L	70	3-25	CHI	4-1	W
23	12-2	@ BOS	1-3	L	47	1-31	BOS	5-0	W					
24	12-3	BOS	3-1	W	48	2-1	@ BOS	5-3	W					

1962-63					1962-63 (CONT'D)					1962-63 (CONT'D)				
GAME	DATE	OPPONENT	SCORE	RESULT	GAME	DATE	OPPONENT	SCORE	RESULT	GAME	DATE	OPPONENT	SCORE	RESULT
1	10-11	DET	1-2	L	25	12-8	@ BOS	3-3	T	49	2-3	BOS	4-6	L
2	10-13	@ MTL	3-6	L	26	12-9	BOS	2-4	L	50	2-6	MTL	6-3	W
3	10-14	TOR	5-3	W	27	12-12	@ CHI	3-4	L	51	2-9	CHI	3-3	T
4	10-17	CHI	1-5	L	28	12-13	@ DET	2-3	L	52	2-10	@ CHI	2-4	L
5	10-21	MTL	3-3	T	29	12-15	@ MTL	4-2	W	53	2-12	@ BOS	3-6	L
6	10-27	@ TOR	5-1	W	30	12-16	DET	5-2	W	54	2-16	@ TOR	2-4	L
7	10-28	CHI	3-5	L	31	12-22	@ TOR	2-4	L	55	2-17	TOR	4-1	W
8	10-30	@ CHI	3-5	L	32	12-23	CHI	1-3	L	56	2-20	BOS	3-3	T
9	11-1	@ DET	0-4	L	33	12-25	@ BOS	2-6	L	57	2-23	@ MTL	3-6	L
10	11-3	@ MTL	3-3	T	34	12-27	BOS	9-3	W	58	2-24	DET	2-3	L
11	11-4	@ BOS	4-3	W	35	12-30	MTL	4-4	T	59	2-26	@ DET	4-3	W
12	11-7	TOR	1-5	L	36	12-31	@ DET	1-1	T	60	2-28	@ CHI	6-1	W
13	11-10	@ TOR	3-5	L	37	1-2	TOR	3-2	W	61	3-2	@ TOR	3-4	L
14	11-11	DET	2-3	L	38	1-5	@ MTL	2-2	T	62	3-3	DET	2-3	L
15	11-14	BOS	6-2	W	39	1-6	MTL	0-6	L	63	3-6	CHI	5-2	W
16	11-17	CHI	3-4	L	40	1-12	@ CHI	1-3	L	64	3-9	@ MTL	5-2	W
17	11-18	TOR	3-1	W	41	1-13	@ DET	2-4	L	65	3-10	MTL	1-5	L
18	11-21	BOS	4-2	W	42	1-19	@ BOS	5-3	W	66	3-14	@ DET	4-9	L
19	11-22	@ BOS	7-1	W	43	1-20	@ CHI	2-6	L	67	3-17	TOR	1-2	L
20	11-24	@ TOR	1-4	L	44	1-23	CHI	3-3	T	68	3-20	BOS	5-1	W
21	11-25	MTL	1-3	L	45	1-26	@ MTL	4-2	W	69	3-21	@ BOS	2-2	T
22	11-29	@ DET	5-0	W	46	1-27	TOR	2-4	L	70	3-24	MTL	5-0	W
23	12-2	@ CHI	1-5	L	47	1-30	DET	1-6	L					
24	12-5	DET	3-3	T	48	2-2	@ TOR	2-2	T					

1963-64					1963-64 (CONT'D)					1963-64 (CONT'D)				
GAME	DATE	OPPONENT	SCORE	RESULT	GAME	DATE	OPPONENT	SCORE	RESULT	GAME	DATE	OPPONENT	SCORE	RESULT
1	10-9	@ CHI	1-3	L	25	12-8	BOS	2-2	T	49	2-2	MTL	4-2	W
2	10-12	@ MTL	2-6	L	26	12-11	CHI	2-6	L	50	2-5	BOS	2-3	L
3	10-16	DET	3-0	W	27	12-12	@ MTL	4-6	L	51	2-6	@ BOS	0-4	L
4	10-20	BOS	5-1	W	28	12-14	@ TOR	3-5	L	52	2-8	MTL	2-8	L
5	10-24	@ BOS	2-0	W	29	12-15	MTL	4-2	W	53	2-9	@ DET	2-4	L
6	10-26	@ TOR	4-6	L	30	12-18	DET	1-1	T	54	2-12	@ CHI	2-5	L
7	10-27	CHI	1-4	L	31	12-22	TOR	1-1	T	55	2-16	TOR	4-2	W
8	10-30	BOS	4-3	W	32	12-25	@ DET	3-4	L	56	2-19	CHI	2-7	L
9	10-31	@ DET	1-4	L	33	12-27	CHI	4-2	W	57	2-22	@ TOR	2-5	L
10	11-3	MTL	3-5	L	34	12-29	MTL	2-6	L	58	2-23	TOR	3-4	L
11	11-5	@ CHI	2-3	L	35	1-1	@ CHI	5-2	W	59	2-27	@ BOS	4-2	W
12	11-7	@ DET	0-1	L	36	1-4	DET	5-2	W	60	2-29	@ MTL	0-4	L
13	11-9	@ MTL	2-4	L	37	1-5	TOR	3-2	W	61	3-1	DET	2-2	T
14	11-14	TOR	4-5	L	38	1-9	@ BOS	5-3	W	62	3-4	CHI	4-3	W
15	11-16	@ TOR	4-5	L	39	1-12	@ DET	3-5	L	63	3-7	@ MTL	3-2	W
16	11-17	DET	5-2	W	40	1-15	@ TOR	5-4	W	64	3-8	MTL	0-0	T
17	11-20	BOS	1-1	T	41	1-18	@ CHI	1-6	L	65	3-11	BOS	3-5	L
18	11-24	TOR	3-3	T	42	1-19	@ DET	3-1	W	66	3-14	@ TOR	3-7	L
19	11-27	DET	3-2	W	43	1-22	BOS	6-4	W	67	3-15	TOR	1-3	L
20	11-28	@ BOS	3-5	L	44	1-23	@ MTL	2-4	L	68	3-17	@ CHI	0-4	L
21	11-30	CHI	2-3	L	45	1-25	@ TOR	1-1	T	69	3-19	@ DET	3-9	L
22	12-1	@ CHI	3-3	T	46	1-26	DET	3-2	W	70	3-22	MTL	1-2	L
23	12-5	@ MTL	2-4	L	47	1-30	@ BOS	3-1	W					
24	12-7	@ BOS	6-8	L	48	2-1	CHI	2-2	T					

\*Overtime

ALL-TIME RESULTS GAME-BY-GAME

1964-65				
GAME	DATE	OPPONENT	SCORE	RESULT
1	10-12	@ BOS	6-2	W
2	10-13	MTL	0-3	L
3	10-17	@ MTL	2-2	T
4	10-18	TOR	3-3	T
5	10-21	DET	0-1	L
6	10-24	@ TOR	1-1	T
7	10-25	CHI	2-5	L
8	10-28	BOS	3-1	W
9	11-1	MTL	3-1	W
10	11-3	@ CHI	1-2	L
11	11-5	@ DET	1-3	L
12	11-7	@ TOR	1-0	W
13	11-11	BOS	4-2	W
14	11-15	DET	2-6	L
15	11-17	@ DET	2-1	W
16	11-22	DET	3-3	T
17	11-25	TOR	6-3	W
18	11-26	@ BOS	1-6	L
19	11-28	@ TOR	4-1	W
20	11-29	MTL	2-5	L
21	12-2	CHI	3-3	T
22	12-5	@ BOS	3-3	T
23	12-6	@ CHI	4-1	W
24	12-9	CHI	1-6	L

1964-65 (CONT'D)				
GAME	DATE	OPPONENT	SCORE	RESULT
25	12-12	@ MTL	1-7	L
26	12-13	TOR	3-3	T
27	12-16	DET	3-7	L
28	12-19	@ TOR	3-6	L
29	12-20	MTL	2-3	L
30	12-23	@ MTL	0-2	L
31	12-25	@ BOS	3-0	W
32	12-26	BOS	0-2	L
33	12-27	@ DET	1-3	L
34	12-29	CHI	2-4	L
35	1-1	@ CHI	1-2	L
36	1-3	TOR	3-3	T
37	1-6	BOS	5-2	W
38	1-9	@ MTL	6-5	W
39	1-10	TOR	0-6	L
40	1-14	@ BOS	2-5	L
41	1-16	@ CHI	6-3	W
42	1-17	@ DET	4-2	W
43	1-23	@ TOR	1-1	T
44	1-24	@ CHI	2-7	L
45	1-27	BOS	5-2	W
46	1-30	@ MTL	1-5	L
47	1-31	DET	1-4	L
48	2-3	CHI	1-4	L

1964-65 (CONT'D)				
GAME	DATE	OPPONENT	SCORE	RESULT
49	2-6	@ BOS	2-3	L
50	2-7	BOS	8-3	W
51	2-13	CHI	0-3	L
52	2-14	@ DET	2-6	L
53	2-17	@ CHI	4-5	L
54	2-20	@ DET	2-3	L
55	2-21	MTL	2-2	T
56	2-24	@ MTL	1-6	L
57	2-27	@ TOR	4-3	W
58	2-28	TOR	6-2	W
59	3-3	BOS	1-6	L
60	3-4	@ BOS	4-3	W
61	3-6	@ MTL	1-2	L
62	3-7	DET	5-6	L
63	3-10	CHI	1-1	T
64	3-14	MTL	4-6	L
65	3-19	DET	6-6	T
66	3-20	@ TOR	1-4	L
67	3-21	TOR	1-10	L
68	3-23	@ CHI	3-2	W
69	3-25	@ DET	4-7	L
70	3-28	MTL	3-5	L

1965-66				
GAME	DATE	OPPONENT	SCORE	RESULT
1	10-24	MTL	3-4	L
2	10-27	@ MTL	3-4	L
3	10-30	@ BOS	8-2	W
4	11-3	TOR	2-2	T
5	11-6	@ TOR	4-2	W
6	11-7	DET	3-2	W
7	11-10	BOS	2-2	T
8	11-11	@ DET	3-3	T
9	11-13	@ TOR	2-5	L
10	11-14	@ CHI	4-2	W
11	11-17	CHI	3-5	L
12	11-20	@ MTL	3-9	L
13	11-21	DET	3-3	T
14	11-24	BOS	4-1	W
15	11-25	@ BOS	2-6	L
16	11-27	CHI	0-1	L
17	11-28	TOR	2-4	L
18	12-1	TOR	2-2	T
19	12-4	@ MTL	3-4	L
20	12-5	CHI	2-6	L
21	12-8	@ CHI	2-2	T
22	12-9	@ DET	3-7	L
23	12-11	DET	2-4	L
24	12-12	TOR	1-1	T

1965-66 (CONT'D)				
GAME	DATE	OPPONENT	SCORE	RESULT
25	12-18	@ TOR	4-8	L
26	12-19	MTL	3-2	W
27	12-22	@ CHI	3-4	L
28	12-23	@ DET	2-4	L
29	12-25	@ BOS	2-4	L
30	12-26	BOS	6-4	W
31	12-29	CHI	0-3	L
32	1-1	@ MTL	1-5	L
33	1-2	MTL	3-6	L
34	1-8	CHI	6-4	W
35	1-9	BOS	1-3	L
36	1-15	@ DET	4-4	T
37	1-16	@ CHI	6-5	W
38	1-19	@ TOR	2-6	L
39	1-22	@ BOS	3-5	L
40	1-23	@ DET	1-5	L
41	1-26	DET	4-3	W
42	1-29	@ MTL	2-6	L
43	1-30	TOR	8-4	W
44	2-2	@ CHI	3-4	L
45	2-5	@ BOS	3-5	L
46	2-6	MTL	0-4	L
47	2-9	@ TOR	0-3	L
48	2-10	@ DET	2-6	L

1965-66 (CONT'D)				
GAME	DATE	OPPONENT	SCORE	RESULT
49	2-12	BOS	9-2	W
50	2-13	@ CHI	1-6	L
51	2-16	CHI	2-5	L
52	2-19	@ TOR	3-1	W
53	2-20	MTL	3-5	L
54	2-23	DET	5-0	W
55	2-26	@ MTL	3-4	L
56	2-27	TOR	2-2	T
57	3-2	BOS	5-3	W
58	3-3	@ BOS	5-4	W
59	3-6	DET	1-1	T
60	3-9	CHI	1-0	W
61	3-12	@ CHI	2-4	L
62	3-13	MTL	3-2	W
63	3-16	BOS	1-3	L
64	3-19	@ MTL	2-6	L
65	3-20	@ BOS	3-4	L
66	3-23	DET	1-2	L
67	3-27	TOR	1-5	L
68	3-31	@ DET	3-5	L
69	4-2	@ TOR	3-3	T
70	4-3	MTL	1-4	L

1966-67				
GAME	DATE	OPPONENT	SCORE	RESULT
1	10-19	CHI	3-6	L
2	10-22	@ TOR	4-4	T
3	10-23	TOR	1-0	W
4	10-27	@ DET	3-5	L
5	10-29	@ MTL	0-3	L
6	11-3	@ BOS	7-1	W
7	11-5	@ TOR	1-3	L
8	11-6	TOR	3-3	T
9	11-8	@ CHI	1-3	L
10	11-9	BOS	3-3	T
11	11-12	@ MTL	6-3	W
12	11-13	DET	5-2	W
13	11-16	CHI	2-2	T
14	11-19	@ BOS	3-3	T
15	11-20	MTL	1-2	L
16	11-23	BOS	5-4	W
17	11-26	CHI	4-1	W
18	11-27	TOR	5-0	W
19	11-30	@ CHI	5-0	W
20	12-3	@ BOS	2-2	T
21	12-4	MTL	1-3	L
22	12-7	BOS	4-2	W
23	12-8	@ DET	4-2	W
24	12-11	MTL	4-2	W

1966-67 (CONT'D)				
GAME	DATE	OPPONENT	SCORE	RESULT
25	12-14	DET	4-1	W
26	12-17	@ TOR	3-1	W
27	12-18	@ DET	0-5	L
28	12-21	BOS	5-1	W
29	12-24	@ MTL	4-3	W
30	12-25	@ CHI	1-0	W
31	12-27	CHI	2-3	L
32	12-29	DET	4-2	W
33	12-31	@ MTL	0-3	L
34	1-1	TOR	1-2	L
35	1-4	@ TOR	1-1	T
36	1-8	MTL	2-1	W
37	1-12	@ BOS	3-0	W
38	1-14	@ CHI	3-5	L
39	1-15	@ DET	2-0	W
40	1-21	@ BOS	2-6	L
41	1-22	@ DET	2-7	L
42	1-25	BOS	2-1	W
43	1-28	@ MTL	2-3	L
44	1-29	DET	2-4	L
45	2-4	@ BOS	4-3	W
46	2-5	TOR	4-1	W
47	2-8	BOS	1-2	L
48	2-11	@ DET	3-6	L

1966-67 (CONT'D)				
GAME	DATE	OPPONENT	SCORE	RESULT
49	2-12	MTL	4-4	T
50	2-15	@ TOR	0-6	L
51	2-18	CHI	4-1	W
52	2-19	@ CHI	3-2	W
53	2-22	DET	1-0	W
54	2-25	@ MTL	5-0	W
55	2-26	TOR	2-4	L
56	3-1	@ CHI	1-6	L
57	3-4	@ BOS	4-4	T
58	3-5	MTL	0-2	L
59	3-8	DET	1-3	L
60	3-11	@ TOR	2-2	T
61	3-12	MTL	2-2	T
62	3-15	CHI	1-3	L
63	3-18	@ MTL	2-4	L
64	3-19	BOS	3-1	W
65	3-22	@ CHI	3-3	T
66	3-23	@ DET	1-4	L
67	3-26	TOR	4-0	W
68	3-29	DET	10-5	W
69	4-1	@ TOR	1-5	L
70	4-2	CHI	0-8	L

\*Overtime

# ALL-TIME RESULTS GAME-BY-GAME

1967-68				
GAME	DATE	OPPONENT	SCORE	RESULT
1	10-11	@ CHI	6-3	W
2	10-15	@ DET	2-3	L
3	10-18	MTL	2-2	T
4	10-21	@ TOR	5-3	W
5	10-22	PIT	6-4	W
6	10-25	CHI	2-2	T
7	10-26	@ MTL	1-1	T
8	10-29	TOR	3-2	W
9	10-31	@ LAK	6-1	W
10	11-1	@ OAK	2-0	W
11	11-4	@ TOR	2-4	L
12	11-8	BOS	3-6	L
13	11-12	OAK	5-3	W
14	11-16	@ PHI	2-3	L
15	11-18	@ BOS	1-3	L
16	11-19	MIN	5-2	W
17	11-22	CHI	1-7	L
18	11-23	@ BOS	2-4	L
19	11-26	STL	1-0	W
20	11-29	DET	1-3	L
21	12-2	@ PIT	4-1	W
22	12-3	LAK	4-2	W
23	12-6	DET	3-3	T
24	12-7	@ BOS	1-3	L
25	12-9	@ DET	2-3	L

1967-68 (CONT'D)				
GAME	DATE	OPPONENT	SCORE	RESULT
26	12-10	MTL	3-2	W
27	12-13	@ CHI	2-5	L
28	12-16	@ TOR	2-4	L
29	12-17	STL	5-3	W
30	12-20	DET	2-0	W
31	12-23	BOS	0-4	L
32	12-25	@ PHI	3-1	W
33	12-27	MIN	3-3	T
34	12-30	CHI	3-3	T
35	12-31	TOR	4-0	W
36	1-3	BOS	5-5	T
37	1-6	@ MTL	2-5	L
38	1-7	TOR	6-2	W
39	1-10	@ PHI	3-3	T
40	1-13	@ STL	3-1	W
41	1-17	@ CHI	4-2	W
42	1-19	@ LAK	2-5	L
43	1-20	@ OAK	3-0	W
44	1-24	BOS	2-1	W
45	1-27	@ STL	3-4	L
46	1-28	OAK	4-2	W
47	1-31	CHI	2-3	L
48	2-1	@ MTL	2-5	L
49	2-3	@ BOS	3-3	T
50	2-4	MTL	3-0	W

1967-68 (CONT'D)				
GAME	DATE	OPPONENT	SCORE	RESULT
51	2-8	@ DET	3-2	W
52	2-10	@ PIT	2-2	T
53	2-11	DET	3-3	T
54	2-15	@ MIN	6-2	W
55	2-17	@ TOR	3-2	W
56	2-18	PHI	3-1	W
57	2-21	MTL	2-7	L
58	2-24	@ MTL	6-1	W
59	2-25	TOR	3-1	W
60	2-29	@ DET	4-2	W
61	3-2	PHI	4-0	W
62	3-3	CHI	4-0	W
63	3-6	DET	6-1	W
64	3-9	@ MIN	1-1	T
65	3-10	LAK	3-4	L
66	3-13	BOS	1-2	L
67	3-14	@ MTL	1-3	L
68	3-17	PIT	3-0	W
69	3-20	@ CHI	5-3	W
70	3-23	@ TOR	1-3	L
71	3-24	TOR	4-2	W
72	3-28	@ BOS	5-4	W
73	3-30	@ DET	3-1	W
74	3-31	MTL	4-2	W

1968-69				
GAME	DATE	OPPONENT	SCORE	RESULT
1	10-13	@ CHI	2-5	L
2	10-16	PHI	3-1	W
3	10-17	@ DET	2-7	L
4	10-20	LAK	7-0	W
5	10-23	OAK	6-1	W
6	10-26	@ MIN	3-0	W
7	10-27	TOR	3-5	L
8	10-30	PIT	7-3	W
9	10-31	@ PHI	2-1	W
10	11-3	MIN	2-1	W
11	11-6	@ LAK	0-2	L
12	11-8	@ OAK	3-2	W
13	11-10	@ CHI	4-2	W
14	11-13	STL	1-3	L
15	11-16	@ PIT	2-1	W
16	11-17	MTL	3-2	W
17	11-20	LAK	4-2	W
18	11-23	@ BOS	1-5	L
19	11-24	OAK	3-2	W
20	11-27	CHI	2-4	L
21	11-30	@ BOS	4-1	W
22	12-1	TOR	3-1	W
23	12-4	@ MTL	4-2	W
24	12-5	@ DET	2-4	L
25	12-7	@ TOR	2-5	L
26	12-8	DET	2-5	L

1968-69 (CONT'D)				
GAME	DATE	OPPONENT	SCORE	RESULT
27	12-11	BOS	2-2	T
28	12-14	@ MIN	1-4	L
29	12-15	PHI	1-3	L
30	12-18	CHI	1-3	L
31	12-21	@ STL	2-2	T
32	12-22	MIN	4-2	W
33	12-25	@ PHI	2-2	T
34	12-26	OAK	3-1	W
35	12-28	@ MTL	3-5	L
36	12-29	MTL	3-1	W
37	1-2	BOS	2-4	L
38	1-4	@ TOR	3-5	L
39	1-5	MIN	5-1	W
40	1-9	@ PHI	3-1	W
41	1-11	@ DET	2-3	L
42	1-14	@ LAK	1-3	L
43	1-17	@ OAK	3-1	W
44	1-18	@ STL	2-2	T
45	1-23	LAK	3-1	W
46	1-25	CHI	3-0	W
47	1-26	MTL	3-2	W
48	1-29	DET	2-0	W
49	1-30	@ STL	4-3	W
50	2-1	@ MTL	2-6	L
51	2-2	PIT	7-3	W
52	2-5	@ PIT	2-3	L

1968-69 (CONT'D)				
GAME	DATE	OPPONENT	SCORE	RESULT
53	2-8	STL	3-0	W
54	2-9	PHI	3-3	T
55	2-12	@ OAK	2-3	L
56	2-13	@ LAK	1-4	L
57	2-15	@ TOR	2-6	L
58	2-16	TOR	4-2	W
59	2-19	DET	1-1	T
60	2-23	BOS	9-0	W
61	2-26	CHI	5-3	W
62	3-1	@ BOS	5-8	L
63	3-2	STL	2-1	W
64	3-5	@ CHI	4-4	T
65	3-6	@ DET	4-1	W
66	3-8	@ PIT	5-3	W
67	3-9	MTL	2-2	T
68	3-12	PIT	4-3	W
69	3-16	DET	6-4	W
70	3-19	@ MIN	4-2	W
71	3-22	@ MTL	1-3	L
72	3-23	BOS	4-2	W
73	3-26	@ CHI	4-6	L
74	3-27	@ BOS	3-3	T
75	3-29	@ TOR	4-2	W
76	3-30	TOR	4-0	W

1969-70				
GAME	DATE	OPPONENT	SCORE	RESULT
1	10-12	@ BOS	1-2	L
2	10-15	MIN	4-3	W
3	10-18	@ MTL	3-7	L
4	10-19	TOR	1-0	W
5	10-22	CHI	1-1	T
6	10-25	@ DET	4-1	W
7	10-26	MTL	3-8	L
8	10-29	@ PIT	3-1	W
9	10-30	@ PHI	3-3	T
10	11-1	@ TOR	3-2	W
11	11-2	STL	6-4	W
12	11-5	@ CHI	1-3	L
13	11-7	@ OAK	8-1	W
14	11-8	@ LAK	4-1	W
15	11-12	DET	4-2	W
16	11-15	@ BOS	6-5	W
17	11-16	STL	4-2	W
18	11-19	@ CHI	1-1	T
19	11-22	@ STL	5-0	W
20	11-23	OAK	5-2	W
21	11-26	BOS	3-0	W
22	11-29	PHI	2-2	T
23	11-30	MIN	2-2	T
24	12-3	CHI	3-3	T
25	12-7	MTL	6-3	W
26	12-10	BOS	5-2	W

1969-70 (CONT'D)				
GAME	DATE	OPPONENT	SCORE	RESULT
27	12-11	@ BOS	1-2	L
28	12-13	@ MIN	5-2	W
29	12-14	TOR	1-3	L
30	12-17	PHI	2-2	T
31	12-20	@ TOR	5-2	W
32	12-21	OAK	3-1	W
33	12-26	PIT	2-3	L
34	12-28	LAK	3-3	T
35	12-31	CHI	2-1	W
36	1-3	@ MIN	3-3	T
37	1-4	OAK	5-2	W
38	1-7	@ PIT	5-3	W
39	1-11	@ MTL	1-4	L
40	1-14	@ TOR	7-1	W
41	1-15	@ PHI	4-4	T
42	1-17	@ MIN	3-1	W
43	1-22	@ STL	3-4	L
44	1-24	BOS	8-1	W
45	1-25	LAK	3-2	W
46	1-28	@ LAK	4-5	L
47	1-30	@ OAK	2-1	W
48	2-1	PIT	6-0	W
49	2-4	DET	5-1	W
50	2-8	LAK	5-1	W
51	2-11	@ LAK	6-2	W
52	2-13	@ OAK	2-4	L

1969-70 (CONT'D)				
GAME	DATE	OPPONENT	SCORE	RESULT
53	2-15	MTL	2-0	W
54	2-18	PHI	3-3	T
55	2-19	@ DET	3-3	T
56	2-21	@ CHI	2-4	L
57	2-22	TOR	5-3	W
58	2-25	STL	2-1	W
59	2-26	@ BOS	3-5	L
60	2-28	@ DET	3-3	T
61	3-1	CHI	1-3	L
62	3-4	DET	0-2	L
63	3-6	@ STL	1-3	L
64	3-8	PIT	0-0	T
65	3-11	@ MTL	3-5	L
66	3-14	@ CHI	4-7	L
67	3-15	MIN	2-4	L
68	3-18	@ PIT	2-0	W
69	3-19	@ PHI	2-2	T
70	3-22	TOR	2-5	L
71	3-25	BOS	1-3	L
72	3-28	@ MTL	1-1	T
73	3-29	MTL	4-1	W
74	4-1	@ TOR	2-1	W
75	4-4	@ DET	2-6	L
76	4-5	DET	9-5	W

\*Overtime

ALL-TIME RESULTS GAME-BY-GAME

1970-71				
GAME	DATE	OPPONENT	SCORE	RESULT
1	10-10	@ STL	1-3	L
2	10-14	BUF	3-0	W
3	10-17	@ TOR	6-2	W
4	10-18	MTL	1-0	W
5	10-21	TOR	3-2	W
6	10-24	@ MIN	4-1	W
7	10-25	CGS	2-2	T
8	10-28	DET	4-1	W
9	10-31	@ BOS	0-6	L
10	11-1	CHI	5-2	W
11	11-4	@ CGS	1-3	L
12	11-7	@ LAK	6-2	W
13	11-11	PIT	3-3	T
14	11-14	@ CHI	1-2	L
15	11-15	TOR	4-2	W
16	11-18	@ LAK	5-3	W
17	11-21	@ MTL	5-4	W
18	11-22	MIN	2-0	W
19	11-25	@ PHI	1-3	L
20	11-26	@ BUF	2-2	T
21	11-28	BOS	3-3	T
22	11-29	PIT	6-2	W
23	12-2	STL	4-2	W
24	12-5	@ TOR	1-0	W
25	12-6	VAN	4-1	W
26	12-8	@ VAN	1-4	L

1970-71(CONT'D)				
GAME	DATE	OPPONENT	SCORE	RESULT
27	12-9	@ LAK	2-2	T
28	12-11	@ CAR	2-1	W
29	12-13	LAK	4-0	W
30	12-16	BUF	4-0	W
31	12-19	@ MIN	5-3	W
32	12-20	VAN	5-1	W
33	12-22	@ BUF	7-2	W
34	12-23	PIT	6-1	W
35	12-26	@ DET	4-7	L
36	12-27	STL	4-4	T
37	12-29	CGS	3-2	W
38	1-2	@ PIT	3-1	W
39	1-3	MTL	6-5	W
40	1-9	@ MIN	1-0	W
41	1-10	@ STL	4-2	W
42	1-12	@ VAN	4-2	W
43	1-15	@ CGS	1-3	L
44	1-17	@ CHI	3-4	L
45	1-20	PHI	3-3	T
46	1-21	@ BUF	5-5	T
47	1-24	MIN	6-2	W
48	1-27	BOS	2-2	T
49	1-30	@ PHI	2-5	L
50	1-31	LAK	2-2	T
51	2-3	CHI	2-4	L
52	2-4	@ DET	1-0	W

1970-71(CONT'D)				
GAME	DATE	OPPONENT	SCORE	RESULT
53	2-6	@ VAN	5-4	W
54	2-9	@ BOS	3-6	L
55	2-10	MIN	4-3	W
56	2-13	@ STL	1-2	L
57	2-14	STL	2-1	W
58	2-17	@ MTL	0-3	L
59	2-20	@ PIT	2-0	W
60	2-21	DET	4-1	W
61	2-24	PHI	4-2	W
62	2-27	@ PIT	4-0	W
63	2-28	VAN	4-2	W
64	3-3	CGS	8-1	W
65	3-6	@ DET	2-2	T
66	3-7	LAK	4-2	W
67	3-10	@ CHI	4-2	W
68	3-12	PHI	7-2	W
69	3-14	TOR	1-0	W
70	3-18	@ PHI	1-2	L
71	3-20	@ TOR	1-3	L
72	3-21	MTL	2-6	L
73	3-23	BUF	7-2	W
74	3-27	@ BOS	6-3	W
75	3-28	BOS	2-1	W
76	3-31	CHI	4-2	W
77	4-3	@ MTL	2-7	L
78	4-4	DET	6-0	W

1971-72				
GAME	DATE	OPPONENT	SCORE	RESULT
1	10-9	@ MTL	4-4	T
2	10-10	@ BOS	4-1	W
3	10-13	BOS	1-6	L
4	10-16	@ TOR	5-3	W
5	10-17	MTL	8-4	W
6	10-20	CHI	3-1	W
7	10-23	@ STL	4-3	W
8	10-24	PIT	1-1	T
9	10-27	DET	7-4	W
10	10-30	@ PIT	1-1	T
11	10-31	TOR	3-3	T
12	11-3	@ LAK	7-1	W
13	11-5	@ CGS	8-1	W
14	11-6	@ VAN	3-1	W
15	11-10	LAK	7-1	W
16	11-13	BUF	5-2	W
17	11-14	VAN	6-1	W
18	11-20	@ MIN	1-4	L
19	11-21	CGS	12-1	W
20	11-24	STL	8-3	W
21	11-27	@ DET	1-3	L
22	11-28	@ PHI	4-2	W
23	12-1	BUF	7-2	W
24	12-4	@ PIT	2-4	L
25	12-5	VAN	6-3	W
26	12-8	@ CHI	2-2	T

1971-72(CONT'D)				
GAME	DATE	OPPONENT	SCORE	RESULT
27	12-9	@ PHI	5-0	W
28	12-12	PIT	6-1	W
29	12-15	PHI	6-2	W
30	12-16	@ BOS	1-8	L
31	12-18	@ STL	5-2	W
32	12-19	MIN	1-1	T
33	12-22	PIT	4-2	W
34	12-25	@ MIN	2-1	W
35	12-26	MTL	5-1	W
36	12-29	PHI	5-1	W
37	1-2	BOS	1-4	L
38	1-5	STL	9-1	W
39	1-9	LAK	8-0	W
40	1-12	@ CHI	5-5	T
41	1-13	@ BUF	5-2	W
42	1-15	@ TOR	3-4	L
43	1-19	@ LAK	5-1	W
44	1-21	@ CGS	5-0	W
45	1-22	@ VAN	2-5	L
46	1-26	BUF	5-1	W
47	1-29	@ MIN	2-4	L
48	1-30	MIN	1-1	T
49	2-2	BOS	0-2	L
50	2-3	@ BUF	4-2	W
51	2-5	@ STL	5-6	L
52	2-6	TOR	2-2	T

1971-72(CONT'D)				
GAME	DATE	OPPONENT	SCORE	RESULT
53	2-9	@ CHI	4-1	W
54	2-12	@ PIT	8-3	W
55	2-13	LAK	4-2	W
56	2-15	@ VAN	5-1	W
57	2-17	@ LAK	6-4	W
58	2-18	@ CGS	2-2	T
59	2-20	DET	4-3	W
60	2-22	@ MTL	7-3	W
61	2-23	PHI	4-3	W
62	2-27	STL	2-0	W
63	3-1	CGS	4-1	W
64	3-2	@ BUF	4-3	W
65	3-5	VAN	6-1	W
66	3-8	CHI	3-3	T
67	3-11	@ DET	4-2	W
68	3-12	CAR	3-7	L
69	3-15	@ CHI	1-3	L
70	3-16	@ DET	2-1	W
71	3-18	@ PHI	5-3	W
72	3-19	TOR	5-3	W
73	3-23	@ BOS	1-4	L
74	3-25	@ MTL	3-3	T
75	3-26	MIN	0-5	L
76	3-29	DET	2-2	T
77	4-1	@ TOR	1-2	L
78	4-2	MTL	5-6	L

1972-73				
GAME	DATE	OPPONENT	SCORE	RESULT
1	10-7	@ DET	3-5	L
2	10-8	@ CHI	1-5	L
3	10-11	VAN	5-3	W
4	10-14	@ MTL	1-6	L
5	10-15	MIN	6-2	W
6	10-18	BOS	7-1	W
7	10-21	@ NYI	2-1	W
8	10-22	MTL	1-1	T
9	10-25	PHI	6-1	W
10	10-29	CHI	7-1	W
11	11-1	@ CHI	3-2	W
12	11-4	@ PIT	4-6	L
13	11-5	@ PHI	3-2	W
14	11-8	VAN	5-2	W
15	11-11	CGS	7-2	W
16	11-12	LAK	5-1	W
17	11-15	PHI	7-3	W
18	11-18	@ STL	3-1	W
19	11-19	PIT	3-5	L
20	11-21	@ ATL	3-1	W
21	11-23	@ BUF	3-5	L
22	11-26	TOR	7-4	W
23	11-28	@ VAN	1-2	L
24	11-29	@ LAK	2-2	T
25	12-1	@ CGS	3-3	T
26	12-3	ATL	3-2	W

1972-73(CONT'D)				
GAME	DATE	OPPONENT	SCORE	RESULT
27	12-6	BUF	2-3	L
28	12-9	@ NYI	4-1	W
29	12-10	NYI	4-1	W
30	12-13	@ TOR	4-3	W
31	12-14	@ BOS	2-4	L
32	12-16	@ MIN	1-5	L
33	12-17	PIT	9-1	W
34	12-20	@ STL	5-4	W
35	12-21	ATL	2-5	L
36	12-24	DET	5-0	W
37	12-27	BUF	1-4	L
38	12-31	STL	6-1	W
39	1-3	LAK	3-0	W
40	1-6	BUF	1-4	L
41	1-7	PIT	3-0	W
42	1-11	@ BUF	4-2	W
43	1-13	@ STL	5-3	W
44	1-14	@ PHI	5-2	W
45	1-17	@ LAK	4-4	T
46	1-19	@ CGS	6-0	W
47	1-20	@ VAN	4-3	W
48	1-24	BOS	4-2	W
49	1-27	@ DET	6-3	W
50	1-28	TOR	5-2	W
51	1-31	CGS	3-1	W
52	2-3	@ BOS	7-3	W

1972-73(CONT'D)				
GAME	DATE	OPPONENT	SCORE	RESULT
53	2-4	ATL	6-0	W
54	2-7	@ NYI	6-0	W
55	2-10	@ NYI	6-0	W
56	2-11	@ MTL	2-2	T
57	2-14	@ MTL	3-6	L
58	2-15	@ BUF	1-4	L
59	2-18	NYI	3-2	W
60	2-21	@ LAK	4-3	W
61	2-23	@ CGS	3-5	L
62	2-25	MIN	6-5	W
63	2-28	CHI	3-3	T
64	3-3	@ DET	6-3	W
65	3-4	VAN	3-4	L
66	3-7	PHI	2-2	T
67	3-10	@ PIT	5-4	W
68	3-11	TOR	4-2	W
69	3-14	@ CHI	2-4	L
70	3-17	@ TOR	5-7	L
71	3-18	STL	3-1	W
72	3-20	@ MIN	6-1	W
73	3-22	@ ATL	4-1	W
74	3-24	@ BOS	0-3	L
75	3-25	MIN	1-2	L
76	3-28	BOS	3-6	L
77	3-31	@ MTL	1-5	L
78	4-1	DET	3-3	T

\*Overtime

# ALL-TIME RESULTS GAME-BY-GAME

1973-74					1973-74 (CONT'D)					1973-74 (CONT'D)				
GAME	DATE	OPPONENT	SCORE	RESULT	GAME	DATE	OPPONENT	SCORE	RESULT	GAME	DATE	OPPONENT	SCORE	RESULT
1	10-10	DET	4-1	W	27	12-6	@ BUF	4-8	L	53	2-9	@ MTL	2-7	L
2	10-13	@ PIT	8-2	W	28	12-9	CGS	6-3	W	54	2-10	STL	4-2	W
3	10-14	LAK	1-1	T	29	12-12	BUF	1-1	T	55	2-14	@ PHI	4-4	T
4	10-17	STL	4-0	W	30	12-15	@ TOR	2-2	T	56	2-16	@ VAN	9-4	W
5	10-20	@ TOR	2-3	L	31	12-16	CHI	1-6	L	57	2-21	@ LAK	5-3	W
6	10-21	MTL	2-3	L	32	12-20	DET	5-2	W	58	2-22	@ CGS	4-3	W
7	10-27	@ NYI	2-3	L	33	12-22	@ PIT	4-1	W	59	2-24	PHI	3-2	W
8	10-28	PIT	2-7	L	34	12-23	@ ATL	1-3	L	60	2-27	VAN	4-2	W
9	10-30	@ VAN	3-3	T	35	12-26	PHI	2-1	W	61	3-2	@ MIN	3-1	W
10	11-1	@ LAK	1-2	L	36	12-29	@ MTL	1-7	L	62	3-3	CGS	8-2	W
11	11-4	@ CHI	1-4	L	37	12-30	MIN	4-3	W	63	3-6	MTL	9-2	W
12	11-7	BOS	7-3	W	38	1-3	@ PHI	2-4	L	64	3-9	@ MTL	2-4	L
13	11-9	@ ATL	3-3	T	39	1-4	BOS	2-4	L	65	3-10	NYI	4-2	W
14	11-11	NYI	5-2	W	40	1-6	ATL	5-2	W	66	3-14	CHI	2-5	L
15	11-14	CHI	4-4	T	41	1-14	@ BUF	2-7	L	67	3-16	@ NYI	3-1	W
16	11-15	@ BOS	2-10	L	42	1-12	@ VAN	6-1	W	68	3-17	@ BOS	2-5	L
17	11-17	@ MIN	6-3	W	43	1-13	@ CGS	7-2	W	69	3-20	VAN	5-7	L
18	11-18	PIT	7-0	W	44	1-16	@ DET	4-4	T	70	3-21	@ ATL	5-5	T
19	11-21	CGS	3-0	W	45	1-17	@ STL	2-3	L	71	3-23	@ DET	3-5	L
20	11-22	@ BUF	7-6	W	46	1-19	@ CHI	3-2	W	72	3-24	BUF	5-3	W
21	11-24	LAK	5-5	T	47	1-23	ATL	4-1	W	73	3-27	BOS	2-3	L
22	11-25	VAN	5-0	W	48	1-27	LAK	5-3	W	74	3-30	@ TOR	3-7	L
23	11-29	@ PHI	2-2	T	49	1-30	@ PIT	4-2	W	75	3-31	TOR	3-3	T
24	12-1	@ STL	4-4	T	50	2-2	@ MIN	3-1	W	76	4-3	DET	5-3	W
25	12-2	TOR	6-4	W	51	2-3	MIN	5-5	T	77	4-6	@ DET	3-8	L
26	12-5	STL	5-1	W	52	2-6	NYI	6-0	W	78	4-7	MTL	6-4	W

1974-75					1974-75 (CONT'D)					1974-75 (CONT'D)				
GAME	DATE	OPPONENT	SCORE	RESULT	GAME	DATE	OPPONENT	SCORE	RESULT	GAME	DATE	OPPONENT	SCORE	RESULT
1	10-9	WSH	6-3	W	28	12-14	@ STL	2-6	L	55	2-9	WSH	7-3	W
2	10-12	@ TOR	3-7	L	29	12-15	LAK	3-3	T	56	2-11	@ WSH	4-7	L
3	10-16	CGS	5-5	T	30	12-18	MIN	7-0	W	57	2-15	@ MIN	9-2	W
4	10-19	@ NYI	4-2	W	31	12-19	@ BOS	3-11	L	58	2-16	TOR	5-5	T
5	10-20	VAN	0-1	L	32	12-22	ATL	3-4	L	59	2-18	@ KC	2-2	T
6	10-23	STL	5-1	W	33	12-27	BUF	9-5	W	60	2-19	CHI	2-2	T
7	10-26	@ PIT	5-4	W	34	12-29	KC	2-1	W	61	2-22	@ TOR	2-5	L
8	10-27	ATL	4-1	W	35	12-30	@ MIN	8-1	W	62	2-23	PHI	2-1	W
9	10-30	NYI	1-1	T	36	1-1	CHI	6-2	W	63	2-26	STL	5-1	W
10	10-31	@ PHI	1-5	L	37	1-4	@ NYI	5-3	W	64	3-2	PIT	6-8	L
11	11-3	BUF	3-4	L	38	1-5	VAN	6-2	W	65	3-5	BUF	3-6	L
12	11-5	@ VAN	1-2	L	39	1-8	@ KC	6-1	W	66	3-7	@ KC	5-2	W
13	11-6	@ CGS	7-3	W	40	1-11	@ STL	5-3	W	67	3-9	MTL	3-5	L
14	11-9	@ LAK	2-2	T	41	1-12	@ CHI	2-4	L	68	3-11	@ BOS	3-6	L
15	11-13	PHI	2-3	L	42	1-15	@ MIN	5-3	W	69	3-12	NYI	5-3	W
16	11-16	@ MTL	4-4	T	43	1-17	@ CGS	4-4	T	70	3-14	@ ATL	0-1	L
17	11-17	CGS	10-0	W	44	1-18	@ VAN	3-2	W	71	3-19	VAN	3-0	W
18	11-20	@ DET	5-4	W	45	1-23	ATL	5-2	W	72	3-20	@ BUF	3-6	L
19	11-23	BOS	2-5	L	46	1-25	@ PIT	2-5	L	73	3-22	@ DET	4-7	L
20	11-24	PIT	7-5	W	47	1-26	LAK	3-2	W	74	3-23	BOS	7-5	W
21	11-27	TOR	4-1	W	48	1-28	@ LAK	2-5	L	75	3-26	MIN	2-4	L
22	11-29	@ ATL	2-3	L	49	1-30	@ BUF	3-6	L	76	3-29	@ NYI	4-6	L
23	12-1	STL	4-4	T	50	2-1	@ CHI	4-1	W	77	3-30	KC	8-2	W
24	12-4	DET	4-2	W	51	2-2	DET	5-5	T	78	4-3	@ PHI	1-1	T
25	12-7	@ CHI	7-4	W	52	2-5	PHI	3-4	L	79	4-4	@ ATL	3-2	W
26	12-8	MTL	3-3	T	53	2-6	@ PHI	3-1	W	80	4-6	NYI	4-6	L
27	12-12	@ WSH	6-6	T	54	2-8	@ MTL	1-7	L					

1975-76					1975-76 (CONT'D)					1975-76 (CONT'D)				
GAME	DATE	OPPONENT	SCORE	RESULT	GAME	DATE	OPPONENT	SCORE	RESULT	GAME	DATE	OPPONENT	SCORE	RESULT
1	10-8	CHI	2-2	T	28	12-7	WSH	5-2	W	55	2-12	@ PHI	1-6	L
2	10-10	@ ATL	2-1	W	29	12-10	BUF	2-2	T	56	2-13	PHI	3-5	L
3	10-12	LAK	4-6	L	30	12-11	@ BOS	5-1	W	57	2-15	KC	5-1	W
4	10-15	ATL	3-1	W	31	12-13	@ DET	5-2	W	58	2-17	@ NYI	3-1	W
5	10-18	@ TOR	1-4	L	32	12-14	TOR	1-6	L	59	2-18	WSH	11-4	W
6	10-19	VAN	8-1	W	33	12-17	NYI	0-3	L	60	2-20	@ MTL	3-5	L
7	10-22	@ BUF	1-9	L	34	12-19	@ ATL	3-8	L	61	2-22	BOS	2-5	L
8	10-25	@ NYI	1-7	L	35	12-21	MIN	2-0	W	62	2-25	CGS	4-6	L
9	10-26	PHI	2-7	L	36	12-23	PIT	4-3	W	63	2-28	@ MIN	3-5	L
10	10-29	STL	3-1	W	37	12-31	ATL	1-8	L	64	2-29	MTL	1-1	T
11	11-1	@ MTL	0-4	L	38	1-4	TOR	6-8	L	65	3-3	VAN	3-3	T
12	11-2	DET	4-6	L	39	1-6	@ STL	2-5	L	66	3-5	@ ATL	3-8	L
13	11-4	@ VAN	4-2	W	40	1-10	@ KC	8-4	W	67	3-7	ATL	6-6	T
14	11-7	@ CGS	5-7	L	41	1-11	@ CHI	6-2	W	68	3-11	@ LAK	3-4	L
15	11-8	@ LAK	1-3	L	42	1-14	@ VAN	1-5	L	69	3-13	@ VAN	7-3	W
16	11-11	@ STL	3-5	L	43	1-16	@ CGS	0-7	L	70	3-16	@ WSH	2-5	L
17	11-12	CHI	4-4	T	44	1-18	@ PIT	3-8	L	71	3-17	MIN	3-1	W
18	11-15	@ MIN	5-2	W	45	1-21	CHI	3-3	T	72	3-20	@ BOS	1-8	L
19	11-16	DET	3-0	W	46	1-23	@ WSH	5-7	L	73	3-21	PIT	2-4	L
20	11-19	KC	4-6	L	47	1-25	LAK	1-4	L	74	3-24	@ BUF	3-7	L
21	11-22	@ PHI	2-4	L	48	1-28	BUF	3-3	T	75	3-25	@ PHI	1-4	L
22	11-23	CGS	3-2	W	49	1-29	@ STL	6-3	W	76	3-27	@ CHI	6-5	W
23	11-26	BOS	4-6	L	50	1-31	@ TOR	4-6	L	77	3-28	KC	4-2	W
24	11-29	@ PIT	2-8	L	51	2-1	MIN	3-2	W	78	3-31	NYI	3-1	W
25	11-30	STL	5-2	W	52	2-4	NYI	5-6	L	79	4-3	@ NYI	2-10	L
26	12-4	@ BUF	6-6	T	53	2-7	@ DET	5-4	W	80	4-4	PHI	2-0	W
27	12-5	@ KC	3-2	W	54	2-8	MTL	0-3	L					

\*Overtime



# ALL-TIME RESULTS GAME-BY-GAME

1976-77

GAME	DATE	OPPONENT	SCORE	RESULT
1	10-6	MIN	6-5	W
2	10-8	@ COL	5-3	W
3	10-9	@ STL	1-2	L
4	10-12	@ MIN	4-0	W
5	10-13	BOS	1-5	L
6	10-16	@ MTL	4-7	L
7	10-17	COL	4-3	W
8	10-20	LAK	2-4	L
9	10-24	VAN	4-5	L
10	10-26	@ CLE	5-2	W
11	10-27	BOS	3-4	L
12	10-30	@ PIT	2-2	T
13	10-31	DET	5-6	L
14	11-3	@ VAN	6-1	W
15	11-6	@ LAK	3-3	T
16	11-10	WSH	5-7	L
17	11-13	BUF	2-6	L
18	11-14	PIT	1-5	L
19	11-17	CHI	3-2	W
20	11-20	@ STL	1-3	L
21	11-22	@ VAN	3-2	W
22	11-24	@ PHI	2-2	T
23	11-27	@ DET	5-0	W
24	11-28	MIN	4-1	W
25	11-30	@ ATL	2-2	T
26	12-1	WSH	4-1	W
27	12-4	@ MIN	11-4	W

1976-77 (CONT'D)

GAME	DATE	OPPONENT	SCORE	RESULT
28	12-5	TOR	5-5	T
29	12-8	STL	4-4	T
30	12-11	@ TOR	1-4	L
31	12-12	MTL	5-2	W
32	12-14	@ NYI	4-4	T
33	12-16	@ BUF	2-7	L
34	12-18	@ CHI	3-3	T
35	12-19	CLE	3-2	W
36	12-22	PHI	3-3	T
37	12-23	@ BOS	3-3	T
38	12-26	NYI	1-2	L
39	12-28	@ WSH	5-2	W
40	12-31	ATL	2-4	L
41	1-2	VAN	5-3	W
42	1-5	PHI	4-4	T
43	1-7	@ COL	4-4	T
44	1-9	LAK	4-5	L
45	1-12	@ ATL	1-6	L
46	1-13	@ BUF	5-7	L
47	1-16	@ CHI	5-2	W
48	1-19	@ CLE	3-3	T
49	1-22	@ LAK	0-6	L
50	1-23	@ VAN	2-6	L
51	1-27	PIT	0-3	L
52	1-30	STL	5-2	W
53	2-1	@ COL	2-5	L
54	2-3	@ NYI	3-6	L

1976-77 (CONT'D)

GAME	DATE	OPPONENT	SCORE	RESULT
55	2-6	NYI	4-0	W
56	2-9	BUF	1-2	L
57	2-10	@ DET	5-4	W
58	2-13	TOR	8-3	W
59	2-17	@ PHI	1-7	L
60	2-19	@ NYI	2-5	L
61	2-20	DET	3-2	W
62	2-23	@ TOR	5-4	W
63	2-26	@ CHI	1-2	L
64	2-27	MTL	1-8	L
65	3-3	BOS	1-4	L
66	3-5	@ MTL	2-7	L
67	3-6	CLE	4-3	W
68	3-9	MIN	6-4	W
69	3-10	@ BOS	3-10	L
70	3-12	@ ATL	3-6	L
71	3-13	ATL	3-5	L
72	3-16	PHI	4-4	T
73	3-19	@ PIT	5-2	W
74	3-20	STL	5-3	W
75	3-23	COL	5-3	W
76	3-25	@ WSH	2-7	L
77	3-27	CHI	3-5	L
78	3-30	ATL	4-3	W
79	4-2	@ PHI	1-4	L
80	4-3	NYI	2-5	L

1977-78

GAME	DATE	OPPONENT	SCORE	RESULT
1	10-12	VAN	6-3	W
2	10-15	@ COL	0-5	L
3	10-16	NYI	4-2	W
4	10-19	PIT	3-3	T
5	10-22	@ NYI	2-7	L
6	10-23	MTL	2-6	L
7	10-25	@ CLE	5-0	W
8	10-26	STL	6-2	W
9	10-29	@ ATL	3-4	L
10	10-30	LAK	3-5	L
11	11-2	@ COL	2-6	L
12	11-4	@ VAN	5-1	W
13	11-5	@ LAK	1-3	L
14	11-9	BUF	8-4	W
15	11-12	@ DET	1-3	L
16	11-13	ATL	2-5	L
17	11-16	CHI	5-2	W
18	11-19	@ PIT	5-2	T
19	11-20	VAN	0-3	L
20	11-23	COL	6-3	W
21	11-26	@ BOS	2-3	L
22	11-27	@ BUF	2-3	L
23	11-30	@ STL	4-0	W
24	12-3	@ MIN	4-0	W
25	12-4	MIN	4-4	T
26	12-7	PHI	3-3	T
27	12-8	@ PHI	4-7	L

1977-78 (CONT'D)

GAME	DATE	OPPONENT	SCORE	RESULT
28	12-11	BOS	2-8	L
29	12-14	@ CHI	2-2	T
30	12-15	@ DET	5-5	T
31	12-17	@ CLE	2-4	L
32	12-18	DET	6-2	W
33	12-21	WSH	5-5	T
34	12-23	CLE	5-4	W
35	12-28	PHI	3-4	L
36	12-30	@ WSH	3-3	T
37	12-31	BUF	2-2	T
38	1-4	@ MIN	5-3	W
39	1-7	@ COL	1-3	L
40	1-9	PIT	3-5	L
41	1-10	@ BOS	3-2	W
42	1-14	@ PHI	1-4	L
43	1-17	@ VAN	5-4	W
44	1-18	@ LAK	3-0	W
45	1-20	@ ATL	3-5	L
46	1-22	@ PIT	1-3	L
47	1-25	TOR	3-4	L
48	1-28	@ NYI	2-6	L
49	1-29	LAK	1-4	L
50	2-1	NYI	6-7	L
51	2-4	@ STL	2-2	T
52	2-5	COL	6-3	W
53	2-8	MIN	3-0	W
54	2-9	@ BUF	0-2	L

1977-78 (CONT'D)

GAME	DATE	OPPONENT	SCORE	RESULT
55	2-11	@ TOR	2-3	L
56	2-12	MTL	3-5	L
57	2-15	VAN	6-3	W
58	2-19	COL	4-4	T
59	2-22	@ CHI	2-3	L
60	2-23	CHI	6-2	W
61	2-25	@ MTL	6-3	W
62	2-27	ATL	3-5	L
63	3-1	DET	3-2	W
64	3-5	TOR	1-4	L
65	3-8	CLE	6-1	W
66	3-12	WSH	8-2	W
67	3-15	PHI	2-2	T
68	3-18	BOS	3-6	L
69	3-19	@ MIN	7-7	T
70	3-22	@ STL	6-1	W
71	3-24	@ WSH	11-4	W
72	3-25	@ TOR	5-2	W
73	3-27	STL	5-2	W
74	3-29	NYI	5-1	W
75	4-1	@ ATL	0-6	L
76	4-2	@ BOS	3-8	L
77	4-5	ATL	2-4	L
78	4-6	@ PHI	0-3	L
79	4-8	@ NYI	2-7	L
80	4-9	CHI	3-2	W

1978-79

GAME	DATE	OPPONENT	SCORE	RESULT
1	10-12	PHI	3-3	T
2	10-15	COL	4-1	W
3	10-18	DET	3-3	T
4	10-19	@ DET	2-2	T
5	10-21	@ NYI	3-5	L
6	10-22	TOR	5-2	W
7	10-25	VAN	6-2	W
8	10-28	@ MTL	2-1	W
9	10-29	PIT	3-2	W
10	11-2	@ COL	3-0	W
11	11-4	@ LAK	7-3	W
12	11-5	@ VAN	5-2	W
13	11-8	MIN	3-5	L
14	11-11	@ PIT	2-1	W
15	11-12	NYI	3-5	L
16	11-15	CHI	8-1	W
17	11-18	@ MIN	7-2	W
18	11-19	ATL	1-3	W
19	11-22	TOR	3-3	T
20	11-26	WSH	9-4	W
21	11-29	@ ATL	5-5	L
22	12-2	@ TOR	2-3	L
23	12-3	BOS	2-3	L
24	12-6	STL	7-4	W
25	12-7	@ PHI	5-2	W
26	12-9	@ DET	4-5	L
27	12-10	PHI	0-4	L

1978-79 (CONT'D)

GAME	DATE	OPPONENT	SCORE	RESULT
28	12-13	LAK	8-7	W
29	12-16	@ BOS	1-4	L
30	12-17	BOS	1-4	L
31	12-20	BUF	6-3	W
32	12-22	DET	4-2	W
33	12-23	@ NYI	4-9	L
34	12-26	@ ATL	5-3	W
35	12-28	@ PHI	5-6	L
36	12-30	@ CHI	5-4	W
37	12-31	ATL	5-6	L
38	1-3	MTL	6-2	W
39	1-5	VAN	6-4	W
40	1-9	@ STL	5-3	W
41	1-10	@ COL	5-3	W
42	1-14	@ ATL	6-4	W
43	1-15	MIN	1-8	L
44	1-17	NYI	5-3	W
45	1-20	@ STL	2-3	L
46	1-21	PHI	5-5	T
47	1-24	@ WSH	1-5	L
48	1-25	@ BUF	5-4	W
49	1-27	@ NYI	7-2	W
50	1-30	@ VAN	5-3	W
51	1-31	@ COL	4-5	L
52	2-3	@ LAK	2-4	L
53	2-14	BOS	5-1	W
54	2-15	@ BUF	3-4	L

1978-79 (CONT'D)

GAME	DATE	OPPONENT	SCORE	RESULT
55	2-17	@ PHI	4-2	W
56	2-18	WSH	6-6	T
57	2-21	STL	7-3	W
58	2-24	@ TOR	4-2	W
59	2-25	NYI	3-2	W
60	2-27	@ STL	1-4	L
61	2-28	@ MIN	4-4	T
62	3-3	BUF	2-2	T
63	3-4	TOR	2-4	L
64	3-7	COL	5-3	W
65	3-10	@ MTL	6-3	W
66	3-11	CHI	5-2	W
67	3-14	ATL	4-6	L
68	3-15	@ BOS	7-4	W
69	3-17	@ NYI	2-5	L
70	3-18	PIT	1-5	L
71	3-20	@ WSH	2-2	T
72	3-21	@ CHI	7-6	W
73	3-25	MTL	0-1	L
74	3-27	PHI	4-4	T
75	3-28	@ PIT	1-7	L
76	4-1	@ PHI	3-7	L
77	4-2	LAK	5-4	W
78	4-4	ATL	3-3	T
79	4-6	@ ATL	2-9	L
80	4-8	NYI	2-5	L

\*Overtime

# ALL-TIME RESULTS GAME-BY-GAME

1979-80					1979-80 (CONT'D)					1979-80 (CONT'D)				
GAME	DATE	OPPONENT	SCORE	RESULT	GAME	DATE	OPPONENT	SCORE	RESULT	GAME	DATE	OPPONENT	SCORE	RESULT
1	10-10	@ TOR	6-3	W	28	12-7	@ HFD	7-4	W	55	2-10	QUE	3-1	W
2	10-14	WSH	3-5	L	29	12-9	NYI	5-4	W	56	2-13	@ CHI	1-3	L
3	10-18	VAN	6-3	W	30	12-11	@ DET	2-1	W	57	2-17	TOR	4-6	L
4	10-20	@ MTL	4-5	L	31	12-12	@ CHI	5-2	W	58	2-18	@ HFD	4-6	L
5	10-21	PIT	6-3	W	32	12-15	@ WSH	4-5	L	59	2-20	EDM	4-1	W
6	10-24	EDM	10-2	W	33	12-16	PHI	1-1	T	60	2-23	@ MIN	3-6	L
7	10-25	@ PHI	2-5	L	34	12-19	VAN	5-3	W	61	2-24	NYI	8-2	W
8	10-27	@ MIN	2-7	L	35	12-22	@ PIT	4-3	W	62	2-27	LAK	5-4	W
9	10-28	HFD	2-2	T	36	12-23	BOS	3-4	L	63	2-28	@ BOS	5-2	W
10	11-1	@ LAK	2-4	L	37	12-30	WSH	5-2	W	64	3-2	BOS	2-1	W
11	11-3	@ COL	2-7	L	38	1-2	@ QUE	3-3	T	65	3-5	BUF	4-2	W
12	11-4	@ VAN	4-2	W	39	1-4	PHI	3-5	L	66	3-8	@ MTL	2-5	L
13	11-7	LAK	8-4	W	40	1-6	ATL	5-5	T	67	3-9	MIN	4-2	W
14	11-10	QUE	5-4	W	41	1-7	HFD	5-2	W	68	3-12	@ COL	6-0	W
15	11-11	PIT	1-4	L	42	1-9	@ DET	0-4	L	69	3-15	@ TOR	8-4	W
16	11-13	@ NYI	5-10	L	43	1-11	@ EDM	6-2	W	70	3-16	STL	5-2	W
17	11-14	DET	3-2	W	44	1-12	@ WPG	3-0	W	71	3-19	@ EDM	2-4	L
18	11-16	@ ATL	2-4	L	45	1-14	COL	6-6	T	72	3-21	@ WPG	2-4	L
19	11-18	STL	5-3	W	46	1-16	WPG	4-1	W	73	3-23	MTL	1-6	L
20	11-21	WPG	4-6	L	47	1-19	@ BOS	3-6	L	74	3-25	BUF	3-3	T
21	11-24	@ PIT	3-5	L	48	1-20	CHI	1-2	L	75	3-28	@ ATL	2-4	L
22	11-25	TOR	3-4	L	49	1-22	@ LAK	5-4	W	76	3-29	@ STL	4-3	W
23	11-28	MIN	4-4	T	50	1-23	@ VAN	6-4	W	77	3-31	DET	7-5	W
24	11-29	@ BUF	1-2	L	51	1-27	@ COL	3-3	T	78	4-2	ATL	3-7	L
25	12-1	@ STL	2-0	W	52	1-31	@ BUF	2-6	L	79	4-5	@ NYI	1-2	L
26	12-3	MTL	3-3	T	53	2-2	@ WSH	6-3	W	80	4-6	@ PHI	8-3	W
27	12-5	CHI	3-3	T	54	2-3	@ QUE	4-5	L					

1980-81					1980-81 (CONT'D)					1980-81 (CONT'D)				
GAME	DATE	OPPONENT	SCORE	RESULT	GAME	DATE	OPPONENT	SCORE	RESULT	GAME	DATE	OPPONENT	SCORE	RESULT
1	10-9	@ BOS	2-7	L	28	12-7	CHI	5-4	W	55	2-3	MIN	3-3	T
2	10-11	@ TOR	8-3	W	29	12-10	WSH	6-2	W	56	2-12	WPG	8-6	W
3	10-12	PIT	3-6	L	30	12-12	@ COL	4-3	W	57	2-14	@ TOR	3-6	L
4	10-15	STL	1-2	L	31	12-14	@ CHI	1-2	L	58	2-15	STL	4-5	L
5	10-18	@ WSH	2-8	L	32	12-17	WPG	8-2	W	59	2-18	TOR	8-3	W
6	10-19	EDM	2-4	L	33	12-20	@ MIN	3-3	T	60	2-19	@ DET	3-7	L
7	10-22	VAN	3-2	W	34	12-22	CGY	2-3	L	61	2-21	WSH	6-4	W
8	10-25	@ DET	2-4	L	35	12-26	@ WSH	3-7	L	62	2-22	@ HFD	5-6	L
9	10-26	DET	7-6	W	36	12-28	MTL	2-5	L	63	2-25	BUF	6-3	W
10	10-28	@ STL	4-5	L	37	12-30	@ QUE	6-3	W	64	2-28	@ PIT	4-6	L
11	10-30	@ PHI	3-3	T	38	12-31	COL	4-6	L	65	3-1	MTL	4-4	T
12	11-1	@ MTL	4-7	L	39	1-2	NYI	3-1	W	66	3-4	EDM	5-5	T
13	11-2	LAK	3-6	L	40	1-4	QUE	2-2	T	67	3-7	@ STL	2-7	L
14	11-5	@ CHI	3-3	T	41	1-9	BUF	3-3	T	68	3-8	DET	4-4	T
15	11-8	@ VAN	4-6	L	42	1-11	TOR	3-5	L	69	3-10	@ QUE	4-6	L
16	11-10	@ LAK	1-4	L	43	1-13	@ CGY	4-4	T	70	3-11	COL	3-4	L
17	11-11	@ CGY	3-7	L	44	1-15	@ COL	3-4	L	71	3-14	HFD	6-2	W
18	11-14	PIT	3-3	T	45	1-18	@ BUF	0-4	L	72	3-18	BOS	3-2	W
19	11-16	HFD	7-3	W	46	1-19	CGY	6-3	W	73	3-21	@ HFD	6-4	W
20	11-19	PHI	1-5	L	47	1-21	@ WPG	1-5	L	74	3-22	QUE	7-7	T
21	11-22	@ NYI	1-6	L	48	1-23	@ EDM	7-4	W	75	3-25	@ BUF	2-4	L
22	11-23	VAN	2-2	T	49	1-24	@ VAN	7-5	W	76	3-28	@ MTL	6-2	W
23	11-26	BOS	6-4	W	50	1-28	@ LAK	6-2	W	77	3-30	PHI	0-0	T
24	11-29	@ PIT	4-2	W	51	1-31	@ MIN	7-3	W	78	4-2	@ NYI	1-2	L
25	12-1	MIN	3-5	L	52	2-2	LAK	2-3	L	79	4-3	CHI	3-1	W
26	12-3	@ WPG	4-3	W	53	2-4	NYI	9-3	W	80	4-5	@ PHI	2-0	W
27	12-5	@ EDM	5-1	W	54	2-5	@ BOS	3-6	L					

1981-82					1981-82 (CONT'D)					1981-82 (CONT'D)				
GAME	DATE	OPPONENT	SCORE	RESULT	GAME	DATE	OPPONENT	SCORE	RESULT	GAME	DATE	OPPONENT	SCORE	RESULT
1	10-6	DET	2-5	L	28	12-9	BOS	3-4	L	55	2-10	@ STL	3-3	T
2	10-9	@ WPG	3-8	L	29	12-12	@ PHI	5-3	W	56	2-13	@ HFD	3-2	W
3	10-10	@ MIN	0-7	L	30	12-14	PIT	5-4	W	57	2-14	QUE	5-2	W
4	10-14	VAN	2-1	W	31	12-16	PHI	3-7	L	58	2-17	@ PIT	5-3	T
5	10-17	@ NYI	4-5	L	32	12-19	@ PIT	3-3	T	59	2-18	COL	4-4	T
6	10-18	STL	5-3	W	33	12-20	WSH	2-3	W	60	2-21	MTL	2-4	L
7	10-21	LAK	2-5	L	34	12-23	WPG	5-2	W	61	2-24	CHI	6-4	W
8	10-24	@ TOR	5-3	W	35	12-26	@ WSH	4-4	T	62	2-27	@ BOS	6-4	W
9	10-25	MTL	2-4	L	36	12-27	PIT	5-3	W	63	2-28	PIT	2-4	L
10	10-28	EDM	3-5	L	37	12-30	NYI	6-4	W	64	3-3	CGY	4-2	W
11	10-31	@ BOS	3-7	L	38	1-2	@ MTL	6-5	W	65	3-4	@ PHI	4-4	T
12	11-1	CGY	4-2	W	39	1-3	WSH	3-4	L	66	3-6	@ NYI	4-6	L
13	11-4	@ PIT	3-6	L	40	1-7	VAN	4-1	W	67	3-8	DET	6-3	W
14	11-5	@ PHI	6-2	W	41	1-9	CHI	7-5	W	68	3-10	PHI	5-5	T
15	11-7	@ WSH	3-1	W	42	1-11	MIN	5-3	W	69	3-11	@ DET	4-1	W
16	11-11	BUF	7-3	W	43	1-13	@ MIN	2-0	W	70	3-14	WSH	5-5	T
17	11-13	@ BUF	3-3	T	44	1-15	@ WPG	4-4	T	71	3-17	PHI	5-2	W
18	11-15	EDM	3-5	L	45	1-18	@ TOR	2-6	L	72	3-20	@ WSH	4-3	W
19	11-18	PHI	5-2	W	46	1-20	NYI	3-2	W	73	3-21	STL	8-5	W
20	11-21	@ NYI	3-4	L	47	1-23	@ NYI	1-6	L	74	3-24	@ PIT	7-2	W
21	11-22	NYI	2-7	L	48	1-24	WSH	4-4	T	75	3-26	@ BUF	8-5	W
22	11-25	TOR	3-3	T	49	1-27	@ WSH	5-4	W	76	3-28	@ PHI	1-3	L
23	11-28	@ QUE	4-7	L	50	1-29	@ COL	5-2	W	77	3-29	NYI	3-7	L
24	11-29	QUE	4-4	T	51	1-31	@ LAK	6-3	W	78	3-31	@ CHI	4-1	W
25	12-2	@ LAK	4-3	W	52	2-2	@ VAN	4-3	W	79	4-2	PIT	5-7	L
26	12-5	@ COL	2-1	W	53	2-4	@ CGY	4-4	T	80	4-3	@ HFD	3-3	T
27	12-6	HFD	3-5	L	54	2-7	@ EDM	4-8	L					

\*Overtime

ALL-TIME RESULTS GAME-BY-GAME

1982-83				
GAME	DATE	OPPONENT	SCORE	RESULT
1	10-6	WSH	4-5	L
2	10-8	@ NJD	2-3	L
3	10-9	@ PIT	5-3	W
4	10-11	NYI	3-4	L
5	10-13	PHI	5-2	W
6	10-16	@ MTL	2-8	L
7	10-17	LAK	3-5	L
8	10-20	VAN	6-5	W
9	10-23	@ NYI	2-5	L
10	10-24	MIN	4-2	W
11	10-27	CGY	7-4	W
12	10-30	@ QUE	4-5	L
13	10-31	PIT	6-2	W
14	11-1	@ EDM	1-5	L
15	11-6	@ CGY	2-2	T
16	11-10	@ STL	5-4	W
17	11-11	PHI	3-7	L
18	11-14	EDM	2-7	L
19	11-17	TOR	6-1	W
20	11-20	@ TOR	6-3	W
21	11-21	NYI	7-3	W
22	11-24	MIN	8-5	W
23	11-27	@ NYI	3-0	W
24	11-28	@ BUF	3-7	L
25	12-1	HFD	6-1	W
26	12-4	@ HFD	2-5	L
27	12-5	TOR	6-5	W

1982-83 (CONT'D)				
GAME	DATE	OPPONENT	SCORE	RESULT
28	12-8	@ CHI	2-7	L
29	12-10	@ WSH	4-4	T
30	12-12	NJD	4-0	W
31	12-15	LAK	7-1	W
32	12-17	NYI	2-5	L
33	12-18	@ DET	3-3	T
34	12-20	PIT	6-3	W
35	12-22	BUF	1-3	L
36	12-26	@ PIT	3-4	L
37	12-30	@ NJD	5-2	W
38	1-1	@ WSH	7-2	W
39	1-3	DET	6-2	W
40	1-5	BUF	3-3	T
41	1-7	QUE	5-1	W
42	1-9	NJD	4-3	W
43	1-12	WPG	5-5	T
44	1-15	@ BOS	0-2	L
45	1-16	PHI	0-4	L
46	1-18	@ VAN	3-3	T
47	1-21	@ WPG	1-4	L
48	1-23	@ PHI	1-3	L
49	1-24	BOS	1-3	L
50	1-27	MTL	1-4	L
51	1-29	@ PIT	2-1	W
52	1-30	CHI	4-5	L
53	2-1	@ LAK	5-5	T
54	2-5	@ STL	2-2	T

1982-83 (CONT'D)				
GAME	DATE	OPPONENT	SCORE	RESULT
55	2-6	@ CHI	1-4	L
56	2-10	@ MIN	5-7	L
57	2-12	@ MTL	3-2	W
58	2-16	WSH	5-4	W
59	2-19	@ PHI	5-8	L
60	2-20	WPG	9-4	W
61	2-23	HFD	11-3	W
62	2-26	@ QUE	3-6	L
63	2-28	PIT	9-3	W
64	3-1	@ PIT	3-3	T
65	3-3	WSH	3-4	L
66	3-6	NJD	4-6	L
67	3-8	@ VAN	3-7	L
68	3-11	@ EDM	1-3	L
69	3-12	@ CGY	4-1	W
70	3-14	PHI	8-2	W
71	3-16	NYI	2-1	W
72	3-20	BOS	0-4	L
73	3-21	@ NJD	2-4	L
74	3-23	@ DET	7-1	W
75	3-26	@ NYI	2-3	L
76	3-27	WSH	5-4	W
77	3-29	@ STL	4-3	W
78	3-31	@ PHI	4-2	W
79	4-1	NJD	3-3	T
80	4-3	@ WSH	0-3	L

1983-84				
GAME	DATE	OPPONENT	SCORE	RESULT
1	10-5	NJD	6-2	W
2	10-7	@ NJD	3-1	W
3	10-8	@ PIT	6-1	W
4	10-10	LAK	2-1	W
5	10-13	WSH	4-3	W
6	10-15	@ STL	5-6	L
7	10-16	PHI	5-4	W
8	10-19	CGY	3-1	W
9	10-22	@ NYI	3-2	W
10	10-23	NYI	6-5*	W
11	10-26	WPG	5-7	L
12	10-28	TOR	3-5	L
13	10-30	EDM	4-5*	L
14	11-2	@ BUF	3-3	T
15	11-5	@ QUE	4-4	T
16	11-8	@ NJD	5-1	W
17	11-9	CGY	4-3	W
18	11-12	@ WSH	4-7	L
19	11-13	DET	6-3	W
20	11-16	WSH	4-1	W
21	11-19	@ BOS	6-6	T
22	11-20	QUE	6-5*	W
23	11-23	BUF	4-6	L
24	11-25	@ WSH	1-3	L
25	11-26	@ HFD	3-4*	L
26	11-28	VAN	3-3	T
27	11-30	CHI	0-4	L

1983-84 (CONT'D)				
GAME	DATE	OPPONENT	SCORE	RESULT
28	12-3	@ DET	4-2	W
29	12-4	MIN	6-4	W
30	12-7	WSH	7-5	W
31	12-12	NJD	3-7	L
32	12-14	EDM	4-9	L
33	12-17	@ NYI	1-7	L
34	12-21	PIT	6-1	W
35	12-23	CHI	3-2	W
36	12-26	@ PIT	4-7	L
37	12-28	@ CHI	7-4	W
38	12-30	PHI	6-3	W
39	12-31	@ BUF	3-2	W
40	1-2	@ WSH	2-2	T
41	1-4	NJD	4-3*	W
42	1-7	@ BOS	2-5	L
43	1-8	NYI	5-4	W
44	1-12	@ PHI	2-1	W
45	1-14	@ NYI	2-4	L
46	1-16	DET	8-5	W
47	1-18	STL	6-2	W
48	1-20	PIT	3-6	L
49	1-21	@ TOR	6-3	W
50	1-25	@ PIT	6-3	W
51	1-26	MTL	2-4	L
52	1-29	STL	3-2	W
53	2-2	@ CGY	1-8	L
54	2-4	@ VAN	5-4	W

1983-84 (CONT'D)				
GAME	DATE	OPPONENT	SCORE	RESULT
55	2-5	@ LAK	3-3	T
56	2-8	@ WPG	3-1	W
57	2-9	@ MIN	4-4	T
58	2-11	@ LAK	6-6	T
59	2-15	NYI	3-2	W
60	2-18	@ NYI	3-4	L
61	2-19	PHI	2-3*	L
62	2-23	QUE	4-2	W
63	2-25	@ MTL	4-7	L
64	2-26	PIT	4-3*	W
65	2-28	@ NJD	3-3	T
66	2-29	@ TOR	1-3	L
67	3-3	@ WSH	1-5	L
68	3-4	VAN	4-5	L
69	3-7	@ MIN	3-6	L
70	3-9	@ WPG	6-5*	W
71	3-10	@ EDM	3-2	W
72	3-14	PHI	6-3	W
73	3-17	@ PHI	4-6	L
74	3-20	BOS	4-6	L
75	3-22	@ NJD	5-3	W
76	3-24	@ PHI	5-6	L
77	3-25	MTL	3-2	W
78	3-29	PIT	6-4	W
79	3-31	@ HFD	3-5	L
80	4-1	HFD	2-0	W

1984-85				
GAME	DATE	OPPONENT	SCORE	RESULT
1	10-11	HFD	4-4	T
2	10-13	@ MIN	1-3	L
3	10-14	MIN	1-3	L
4	10-20	@ WSH	6-5	W
5	10-21	NYI	6-5	W
6	10-25	@ NJD	11-2	W
7	10-27	@ QUE	5-2	W
8	10-28	BOS	4-6	L
9	10-30	@ NYI	3-7	L
10	11-3	@ PIT	7-5	W
11	11-7	WSH	4-3	W
12	11-9	NYI	5-4*	W
13	11-11	LAK	2-4	L
14	11-14	@ CHI	4-6	L
15	11-17	@ NYI	4-10	L
16	11-18	NJD	0-6	L
17	11-21	BUF	3-2	W
18	11-24	@ QUE	3-8	L
19	11-25	QUE	2-3*	L
20	11-28	WSH	1-2	L
21	11-30	TOR	3-3	T
22	12-1	@ TOR	4-1	W
23	12-3	PHI	6-6	T
24	12-5	CGY	4-4	T
25	12-7	PIT	3-4*	T
26	12-8	@ PHI	2-4	L
27	12-10	LAK	4-2	W

1984-85 (CONT'D)				
GAME	DATE	OPPONENT	SCORE	RESULT
28	12-12	BOS	3-3	T
29	12-15	@ WSH	2-4	L
30	12-16	WSH	3-6	L
31	12-19	WPG	4-5	L
32	12-22	@ NJD	5-3	W
33	12-23	MTL	3-3	T
34	12-26	@ DET	2-5	L
35	12-29	@ MTL	3-7	L
36	12-30	STL	6-2	W
37	1-2	VAN	6-0	W
38	1-5	@ BOS	3-3	T
39	1-6	NJD	5-4*	W
40	1-9	@ WPG	5-6*	L
41	1-12	@ STL	4-4	T
42	1-14	NJD	1-2	L
43	1-16	BUF	2-2	T
44	1-18	@ NJD	9-6	W
45	1-19	@ WSH	1-7	L
46	1-24	DET	3-1	W
47	1-26	@ MTL	2-3	L
48	1-27	MIN	3-2	W
49	1-31	@ CGY	2-7	L
50	2-2	@ EDM	1-5	L
51	2-3	@ VAN	1-4	L
52	2-5	@ LAK	5-7	L
53	2-7	@ NYI	5-7	L
54	2-9	@ HFD	2-2	T

1984-85 (CONT'D)				
GAME	DATE	OPPONENT	SCORE	RESULT
55	2-10	@ PHI	2-3	L
56	2-15	EDM	8-7	W
57	2-17	NYI	9-3	W
58	2-21	HFD	3-4*	L
59	2-22	@ PIT	8-3	W
60	2-25	WPG	5-12	L
61	2-28	WSH	4-5	L
62	3-2	@ PIT	4-5	L
63	3-3	PIT	7-3	W
64	3-6	@ VAN	6-3	W
65	3-7	@ CGY	5-11	L
66	3-9	@ EDM	3-3	T
67	3-11	CHI	3-4*	L
68	3-13	PHI	2-5	L
69	3-16	@ PIT	0-5	L
70	3-17	NJD	7-3	W
71	3-21	@ PHI	4-8	L
72	3-22	@ DET	3-5	L
73	3-24	NYI	2-5	L
74	3-26	PIT	5-4	W
75	3-27	@ BUF	2-3	L
76	3-30	@ PHI	0-3	L
77	3-31	TOR	7-5	W
78	4-2	PHI	1-2	L
79	4-4	@ STL	5-4	W
80	4-7	@ CHI	1-3	L

\*Overtime

# ALL-TIME RESULTS GAME-BY-GAME

1985-86					1985-86 (CONT'D)					1985-86 (CONT'D)				
GAME	DATE	OPPONENT	SCORE	RESULT	GAME	DATE	OPPONENT	SCORE	RESULT	GAME	DATE	OPPONENT	SCORE	RESULT
1	10-10	WSH	4-2	W	28	12-8	PHI	3-1	W	55	2-12	VAN	5-2	W
2	10-12	@ HFD	2-8	L	29	12-11	@ NJD	4-2	W	56	2-14	@ DET	7-5	W
3	10-13	NJD	2-3*	L	30	12-14	@ BOS	2-4	L	57	2-16	DET	3-1	W
4	10-16	@ LAK	3-4	L	31	12-15	PIT	2-5	L	58	2-20	STL	3-2	W
5	10-19	@ NYI	4-5	L	32	12-18	BUF	4-5	L	59	2-24	MIN	5-1	W
6	10-20	VAN	4-3	W	33	12-20	NYI	2-2	T	60	2-25	@ TOR	3-7	L
7	10-23	NJD	5-1	W	34	12-21	@ NYI	5-4	W	61	2-27	PIT	8-3	W
8	10-25	LAK	5-0	W	35	12-23	DET	10-2	W	62	3-1	@ WSH	0-4	L
9	10-27	BOS	2-1	W	36	12-26	@ BUF	1-6	L	63	3-2	WSH	2-4	L
10	11-2	@ NJD	5-6*	L	37	12-28	@ MIN	1-3	L	64	3-5	@ WPG	1-4	L
11	11-4	@ PIT	4-2	W	38	12-29	WSH	6-5	W	65	3-6	@ CGY	5-2	W
12	11-6	PHI	2-5	L	39	1-1	@ WSH	0-3	L	66	3-9	PHI	1-4	L
13	11-8	@ WPG	7-3	W	40	1-5	QUE	4-5	L	67	3-11	@ NJD	6-3	W
14	11-9	@ MIN	3-4*	L	41	1-10	MTL	6-4	W	68	3-12	CGY	2-3	L
15	11-11	CHI	4-5*	L	42	1-12	STL	2-2	T	69	3-15	@ PIT	2-2	T
16	11-13	MTL	5-2	W	43	1-14	@ VAN	2-1	W	70	3-16	NYI	3-1	W
17	11-16	@ MTL	2-2	T	44	1-15	@ LAK	4-3	W	71	3-18	@ NYI	2-6	L
18	11-17	EDM	2-3*	L	45	1-18	@ EDM	5-4	W	72	3-22	@ PHI	2-4	L
19	11-20	TOR	7-3	W	46	1-20	HFD	0-5	L	73	3-23	CHI	3-5	L
20	11-23	@ NYI	5-0	W	47	1-22	@ TOR	4-2	W	74	3-25	@ NJD	5-4	W
21	11-24	NYI	3-4*	L	48	1-23	QUE	0-4	L	75	3-28	EDM	4-2	W
22	11-27	CGY	2-5	L	49	1-27	@ QUE	6-6	T	76	3-29	@ PHI	2-8	L
23	11-29	@ WSH	5-2	W	50	1-29	@ CHI	4-5	L	77	3-31	NJD	9-0	W
24	11-30	@ PIT	4-5	L	51	1-31	@ BUF	3-5	L	78	4-2	PHI	2-3	L
25	12-2	PIT	0-6	L	52	2-1	@ HFD	3-1	W	79	4-5	@ WSH	4-4	T
26	12-4	WPG	7-4	W	53	2-5	@ STL	3-4	L	80	4-6	PIT	4-5*	L
27	12-7	@ PHI	0-4	L	54	2-8	@ BOS	3-2	W					

1986-87					1986-87 (CONT'D)					1986-87 (CONT'D)				
GAME	DATE	OPPONENT	SCORE	RESULT	GAME	DATE	OPPONENT	SCORE	RESULT	GAME	DATE	OPPONENT	SCORE	RESULT
1	10-9	NJD	3-5	L	28	12-11	@ MTL	2-6	L	55	2-3	TOR	4-5	L
2	10-11	@ PIT	5-6*	L	29	12-14	@ WSH	3-1	W	56	2-15	PIT	4-1	W
3	10-13	WSH	6-7*	L	30	12-15	MIN	3-4	L	57	2-17	DET	6-2	W
4	10-15	@ CHI	5-5	T	31	12-17	WSH	6-1	W	58	2-19	@ CHI	2-5	L
5	10-18	@ NYI	3-2	W	32	12-20	@ NYI	2-5	L	59	2-20	BUF	3-6	L
6	10-19	NYI	2-2	T	33	12-21	HFD	3-4*	L	60	2-22	PIT	2-4	L
7	10-22	LAK	5-4*	W	34	12-23	NJD	8-5	W	61	2-24	@ BUF	6-3	W
8	10-25	@ MTL	3-3	T	35	12-26	@ NJD	7-4	W	62	2-25	@ TOR	4-2	W
9	10-26	TOR	3-3	T	36	12-27	@ STL	2-3	L	63	2-28	@ DET	1-4	L
10	10-29	@ STL	2-7	L	37	12-30	@ PIT	5-3	W	64	3-1	@ WSH	3-7	L
11	11-2	WPG	4-5*	L	38	12-31	NYI	4-3*	W	65	3-4	NYI	7-5	W
12	11-5	@ DET	4-5*	L	39	1-3	@ QUE	5-2	W	66	3-8	CGY	4-7	L
13	11-8	@ PHI	3-2	W	40	1-5	MIN	3-3	T	67	3-11	BOS	3-2	W
14	11-9	@ QUE	5-6	L	41	1-7	PHI	3-6	L	68	3-12	@ PHI	6-1	W
15	11-12	BUF	2-1*	W	42	1-9	NYI	1-2	L	69	3-14	@ PIT	3-2*	W
16	11-14	PHI	2-1	W	43	1-11	VAN	8-3	W	70	3-15	PHI	2-5	L
17	11-16	EDM	6-8	L	44	1-12	@ BOS	1-4	L	71	3-17	@ PHI	1-4	L
18	11-17	@ NJD	2-3	L	45	1-14	@ CGY	8-5	W	72	3-18	HFD	3-5	L
19	11-19	@ EDM	4-5*	L	46	1-19	@ LAK	2-2	T	73	3-21	@ NYI	3-4	L
20	11-21	@ VAN	8-5	W	47	1-21	@ VAN	3-5	L	74	3-22	CHI	5-3	W
21	11-22	@ CGY	8-8	L	48	1-23	@ EDM	4-7	L	75	3-25	NJD	2-8	L
22	11-26	QUE	4-2	W	49	1-26	NJD	6-3	W	76	3-27	STL	6-4	W
23	11-29	@ PIT	5-5	T	50	1-28	WPG	1-2	L	77	3-30	@ MIN	6-5	W
24	11-30	PIT	2-2	T	51	1-31	@ PHI	3-1	W	78	4-1	WSH	1-5	L
25	12-2	@ NJD	5-8	L	52	2-1	BOS	5-4	W	79	4-4	@ HFD	3-5	L
26	12-5	@ WPG	6-3	W	53	2-4	WSH	3-2	W	80	4-5	MTL	2-8	L
27	12-10	LAK	5-4	W	54	2-7	@ WSH	5-4*	W					

1987-88					1987-88 (CONT'D)					1987-88 (CONT'D)				
GAME	DATE	OPPONENT	SCORE	RESULT	GAME	DATE	OPPONENT	SCORE	RESULT	GAME	DATE	OPPONENT	SCORE	RESULT
1	10-8	PIT	4-4	T	28	12-10	@ PHI	3-5	L	55	2-7	PIT	6-3	W
2	10-10	@ HFD	6-2	W	29	12-12	@ TOR	3-4	L	56	2-11	WSH	3-5	L
3	10-12	MIN	4-2	W	30	12-14	DET	4-3	W	57	2-14	NYI	4-4	T
4	10-15	@ PIT	6-6	T	31	12-16	NJD	9-3	W	58	2-15	MTL	3-1	W
5	10-17	@ WSH	4-4	L	32	12-19	@ PIT	3-4	L	59	2-17	CGY	5-3	W
6	10-19	WSH	2-4	L	33	12-20	PIT	4-8	L	60	2-19	@ NJD	3-6	L
7	10-21	CGY	7-5	W	34	12-22	PHI	4-6	L	61	2-21	VAN	4-6	L
8	10-23	CHI	4-3	W	35	12-26	@ NJD	5-3	W	62	2-25	PIT	2-1	W
9	10-24	@ PHI	5-3	W	36	12-27	BOS	4-1	W	63	2-26	@ NJD	2-1	W
10	10-26	PHI	2-2	T	37	12-29	@ NYI	3-3	T	64	2-29	STL	5-2	W
11	10-28	LAK	3-4	L	38	12-31	QUE	6-1	W	65	3-2	NYI	3-1	W
12	11-31	@ NYI	2-8	L	39	1-2	@ MIN	5-3	W	66	3-4	@ BUF	3-6	L
13	11-1	EDM	6-7	L	40	1-4	STL	6-2	W	67	3-5	@ HFD	1-3	L
14	11-3	@ CGY	3-5	L	41	1-6	VAN	4-2	W	68	3-8	NJD	7-4	W
15	11-4	@ EDM	2-7	L	42	1-8	@ WSH	4-8	L	69	3-12	@ WSH	4-2	W
16	11-7	@ LAK	4-5	L	43	1-10	@ BUF	3-4	L	70	3-15	PHI	3-1	W
17	11-10	NJD	2-3	L	44	1-11	CHI	2-2	T	71	3-16	WSH	4-8	L
18	11-14	@ PIT	2-3*	L	45	1-13	DET	4-7	L	72	3-19	@ TOR	4-3	W
19	11-15	WPG	6-4	W	46	1-16	@ MTL	3-4	L	73	3-20	HFD	2-1	W
20	11-19	@ MIN	3-4	L	47	1-17	PHI	1-2	L	74	3-22	BUF	2-3	L
21	11-20	@ WPG	4-3	W	48	1-19	@ LAK	3-6	L	75	3-24	EDM	6-1	W
22	11-25	TOR	5-3	W	49	1-22	@ VAN	6-3	W	76	3-26	@ DET	4-4	T
23	11-28	@ NYI	4-5	L	50	1-28	@ PHI	5-2	W	77	3-27	@ NJD	2-7	L
24	11-29	NYI	3-1	W	51	1-30	@ BOS	4-2	W	78	3-30	@ CHI	4-3	W
25	12-3	@ BOS	3-4	L	52	2-2	@ NYI	2-2	T	79	4-1	@ WPG	6-6	T
26	12-5	@ STL	3-2	W	53	2-4	@ QUE	2-3	L	80	4-3	QUE	3-0	W
27	12-9	MTL	2-2	T	54	2-6	@ WSH	3-0	W					

\*Overtime

ALL-TIME RESULTS GAME-BY-GAME

1988-89				
GAME	DATE	OPPONENT	SCORE	RESULT
1	10-6	@ CHI	2-2	T
2	10-8	@ STL	4-2	W
3	10-10	NJD	0-5	L
4	10-12	HFD	3-4	L
5	10-16	VAN	3-2	W
6	10-19	WSH	5-1	W
7	10-21	@ WSH	4-1	W
8	10-23	QUE	8-2	W
9	10-26	PHI	4-3	W
10	10-29	@ PHI	6-5	W
11	10-30	PIT	9-2	W
12	11-2	@ BUF	4-6	L
13	11-6	@ NJD	5-6	L
14	11-8	@ NYI	3-1	W
15	11-9	NYI	5-3	W
16	11-11	BOS	4-4	T
17	11-13	DET	5-5	L
18	11-15	@ PHI	3-3	T
19	11-17	@ LAK	6-5	W
20	11-19	@ MIN	4-1	W
21	11-21	MTL	2-4	L
22	11-23	@ PIT	2-8	L
23	11-26	@ NYI	6-4	W
24	11-27	NYI	5-3	W
25	11-29	@ WPG	4-3	W
26	12-1	@ CGY	3-6	L
27	12-4	@ EDM	6-10	L

1988-89 (CONT'D)				
GAME	DATE	OPPONENT	SCORE	RESULT
28	12-6	@ VAN	5-3	W
29	12-8	@ HFD	4-5	L
30	12-10	@ BOS	1-1	T
31	12-12	LAK	2-5	L
32	12-14	NYI	2-1	W
33	12-17	@ MTL	3-6	L
34	12-19	WSH	3-1	W
35	12-21	BUF	2-5	L
36	12-23	@ WSH	2-2	T
37	12-26	NJD	5-1	W
38	12-27	@ NJD	7-5	W
39	12-31	CHI	4-1	W
40	1-2	HFD	5-4	W
41	1-4	WSH	3-3	T
42	1-7	NYI	5-1	W
43	1-9	NJD	4-5	L
44	1-14	@ PIT	4-4	T
45	1-15	PIT	6-4	W
46	1-18	@ CHI	6-4	W
47	1-19	@ STL	5-0	W
48	1-21	@ VAN	5-4*	W
49	1-23	@ EDM	3-2	W
50	1-26	@ CGY	3-5	L
51	1-28	@ TOR	1-1	T
52	1-30	NYI	7-3	W
53	2-1	WSH	3-4*	L
54	2-4	@ MTL	5-7	L

1988-89 (CONT'D)				
GAME	DATE	OPPONENT	SCORE	RESULT
55	2-5	MIN	3-5	L
56	2-9	WPG	4-3	W
57	2-12	EDM	1-3	L
58	2-14	@ PHI	1-3	L
59	2-17	TOR	6-10	L
60	2-18	@ PIT	5-3	W
61	2-20	NJD	7-4	W
62	2-22	PHI	4-6	L
63	2-25	@ QUE	7-2	W
64	2-27	LAK	6-4	W
65	3-1	TOR	7-4	W
66	3-3	@ NJD	3-6	L
67	3-5	BOS	0-5	L
68	3-8	BUF	0-2	L
69	3-9	@ DET	2-3	L
70	3-11	@ WSH	2-4	L
71	3-13	CGY	4-3	W
72	3-15	WPG	3-6	L
73	3-18	@ QUE	3-8	L
74	3-20	STL	7-4	W
75	3-22	MIN	3-1	W
76	3-25	@ PHI	1-6	L
77	3-26	PIT	4-6	L
78	3-29	@ DET	3-4	L
79	4-1	@ PIT	2-5	L
80	4-2	NYI	4-6	L

1989-90				
GAME	DATE	OPPONENT	SCORE	RESULT
1	10-6	@ WPG	4-1	W
2	10-8	@ CHI	5-3	W
3	10-11	CGY	5-4	W
4	10-13	@ WSH	4-7	L
5	10-15	PIT	4-2	W
6	10-17	CHI	3-3	T
7	10-19	HFD	7-3	W
8	10-21	@ PHI	3-1	W
9	10-23	VAN	5-3	W
10	10-25	EDM	3-3	T
11	10-27	NYI	5-5	T
12	10-28	@ NYI	4-1	W
13	10-30	PHI	1-3	L
14	11-2	QUE	6-1	W
15	11-4	@ MTL	2-3	L
16	11-6	DET	6-1	W
17	11-8	MTL	2-3	L
18	11-12	NYI	4-2	W
19	11-14	@ PIT	0-6	L
20	11-16	NJD	4-5*	L
21	11-18	@ HFD	3-2	W
22	11-20	WPG	3-3	T
23	11-22	@ BUF	1-4	L
24	11-25	TOR	4-7	L
25	11-26	QUE	3-1	W
26	11-29	@ WPG	4-5	L
27	12-1	@ VAN	4-3	W

1989-90 (CONT'D)				
GAME	DATE	OPPONENT	SCORE	RESULT
28	12-2	@ LAK	0-6	L
29	12-6	NJD	5-3	W
30	12-9	@ NYI	0-0	T
31	12-10	PHI	2-4	L
32	12-13	STL	1-3	L
33	12-16	@ NYI	3-4	L
34	12-17	MTL	0-2	L
35	12-20	BUF	2-2	T
36	12-23	@ WSH	2-3	L
37	12-26	NJD	4-4	T
38	12-27	@ PIT	4-7	L
39	12-29	@ NJD	2-3	L
40	12-31	PIT	4-5	L
41	1-3	WSH	2-1	W
42	1-4	@ MIN	2-8	L
43	1-6	@ STL	3-4	L
44	1-8	PIT	5-7	L
45	1-10	CHI	2-2	T
46	1-13	@ BOS	3-2	W
47	1-14	PHI	4-3*	L
48	1-18	@ PIT	3-3	T
49	1-23	@ EDM	4-3	W
50	1-25	@ CGY	5-8	L
51	1-27	@ LAK	3-1	W
52	1-31	STL	2-2	T
53	2-3	@ BOS	2-1	W
54	2-4	MIN	4-3	W

1989-90 (CONT'D)				
GAME	DATE	OPPONENT	SCORE	RESULT
55	2-7	EDM	5-2	W
56	2-9	@ BUF	2-3	L
57	2-11	CGY	2-5	L
58	2-13	@ PHI	4-3	W
59	2-14	PIT	3-4*	L
60	2-16	@ NJD	2-1	W
61	2-19	NJD	4-3*	W
62	2-21	@ DET	4-4	T
63	2-23	@ WSH	6-3	W
64	2-26	BOS	6-1	W
65	2-28	WSH	3-2	W
66	3-2	NYI	6-3	W
67	3-3	@ HFD	4-6	L
68	3-5	DET	3-2	W
69	3-8	@ PHI	7-5	W
70	3-10	@ MIN	2-2	T
71	3-12	LAK	2-6	L
72	3-14	@ TOR	8-2	W
73	3-17	NYI	3-6	L
74	3-18	VAN	5-2	W
75	3-21	TOR	5-5	T
76	3-25	PHI	7-3	W
77	3-27	@ QUE	7-4	W
78	3-29	@ NJD	4-6	L
79	3-31	@ WSH	1-2	L
80	4-1	WSH	2-3	L

1990-91				
GAME	DATE	OPPONENT	SCORE	RESULT
1	10-4	@ CHI	3-4	L
2	10-6	@ HFD	4-5	L
3	10-8	MIN	6-3	W
4	10-10	WSH	4-2	W
5	10-12	MTL	3-0	W
6	10-13	@ WSH	5-2	W
7	10-17	WPG	5-3	W
8	10-19	@ NJD	2-3	L
9	10-20	@ PIT	4-3	W
10	10-22	TOR	5-1	W
11	10-25	PHI	5-3	W
12	10-27	@ QUE	4-1	W
13	10-29	QUE	5-0	W
14	10-31	LAK	9-4	W
15	11-2	NYI	2-3	L
16	11-3	@ PIT	1-3	L
17	11-5	BOS	2-3*	L
18	11-7	BUF	6-2	W
19	11-9	@ NJD	3-2	W
20	11-11	CGY	4-4	T
21	11-13	@ PHI	1-1	T
22	11-15	@ MIN	4-2	W
23	11-16	@ WPG	6-4	W
24	11-19	MIN	2-2	T
25	11-21	@ BUF	5-5	T
26	11-24	@ NYI	2-2	T
27	11-26	BUF	5-0	W

1990-91 (CONT'D)				
GAME	DATE	OPPONENT	SCORE	RESULT
28	11-28	WSH	3-6	L
29	11-30	@ PHI	1-5	L
30	12-1	@ BOS	5-4	W
31	12-3	PIT	4-9	L
32	12-5	@ CGY	1-4	L
33	12-7	@ EDM	3-4	L
34	12-11	@ LAK	6-4	W
35	12-14	@ VAN	5-3	W
36	12-17	WSH	5-3	W
37	12-19	TOR	1-4	L
38	12-22	@ MTL	1-3	L
39	12-23	BOS	5-5	T
40	12-28	@ WSH	5-3	W
41	12-30	NJD	2-2	T
42	1-2	LAK	4-1	W
43	1-3	@ PIT	7-5	W
44	1-5	@ STL	3-2*	W
45	1-7	PHI	3-2	W
46	1-9	STL	2-3	L
47	1-11	@ DET	3-6	L
48	1-13	HFD	4-3	W
49	1-15	EDM	2-2	T
50	1-17	CHI	2-3	L
51	1-22	@ NYI	2-3	L
52	1-25	@ EDM	4-3	W
53	1-30	@ CGY	1-5	L
54	1-31	@ VAN	3-3	T

1990-91 (CONT'D)				
GAME	DATE	OPPONENT	SCORE	RESULT
55	2-3	WPG	3-4	L
56	2-6	NYI	5-2	W
57	2-8	VAN	8-1	W
58	2-9	@ MTL	4-6	L
59	2-13	NJD	6-6	W
60	2-15	HFD	5-3	W
61	2-18	NYI	4-5	L
62	2-21	@ PHI	4-4	T
63	2-22	@ WSH	2-3	L
64	2-24	NJD	5-2	W
65	2-27	WSH	4-4	T
66	2-28	@ STL	4-4	T
67	3-2	@ TOR	5-2	W
68	3-4	PHI	6-2	W
69	3-7	@ QUE	2-4	L
70	3-9	@ NYI	4-6	L
71	3-10	@ CHI	2-5	L
72	3-13	DET	1-4	L
73	3-15	@ NJD	2-5	L
74	3-17	PIT	2-4	L
75	3-21	@ PIT	4-5*	L
76	3-23	@ PHI	4-7	L
77	3-24	NYI	3-1	W
78	3-26	NJD	3-3	T
79	3-30	@ DET	5-6	L
80	3-31	PIT	6-3	W

\*Overtime

# ALL-TIME RESULTS GAME-BY-GAME

1991-92					1991-92 (CONT'D)					1991-92 (CONT'D)				
GAME	DATE	OPPONENT	SCORE	RESULT	GAME	DATE	OPPONENT	SCORE	RESULT	GAME	DATE	OPPONENT	SCORE	RESULT
1	10-3	@ BOS	3-5	L	28	12-6	@ DET	5-6*	L	55	2-7	@ WSH	2-6	L
2	10-5	@ MTL	2-1*	W	29	12-8	@ BOS	4-0	W	56	2-9	@ DET	5-5	T
3	10-7	@ BOS	2-1*	W	30	12-10	@ PIT	3-5	L	57	2-12	@ VAN	5-2	W
4	10-9	@ NYI	5-3	W	31	12-13	@ WSH	5-3	W	58	2-14	@ NYI	9-2	W
5	10-11	@ WSH	1-5	L	32	12-14	@ HFD	6-2	W	59	2-16	@ NJD	2-4	L
6	10-12	@ HFD	2-5	L	33	12-16	@ SJS	4-3*	W	60	2-17	@ VAN	3-3	T
7	10-14	@ WSH	3-5	L	34	12-18	@ PHI	6-3	W	61	2-20	@ NYI	2-6	L
8	10-16	@ NJD	4-2	W	35	12-21	@ PIT	7-5	W	62	2-21	@ MIN	5-4	W
9	10-19	@ PIT	5-4	W	36	12-23	@ NJD	3-0	W	63	2-23	@ PHI	2-1*	W
10	10-20	@ EDM	3-4	L	37	12-26	@ WSH	8-6	W	64	2-25	@ CHI	4-1	W
11	10-23	@ LAK	7-2	W	38	12-28	@ NYI	4-5	L	65	3-1	@ HFD	9-4	W
12	10-26	@ QUE	5-3	W	39	12-29	@ PIT	3-6	L	66	3-2	@ NJD	7-1	W
13	10-29	@ MIN	3-2	W	40	12-31	@ WPG	5-2	W	67	3-4	@ NJD	4-5	L
14	10-31	@ QUE	5-4	W	41	1-2	@ CHI	4-3	W	68	3-7	@ PHI	4-5	L
15	11-2	@ PHI	4-2	W	42	1-4	@ NJD	4-6	L	69	3-9	@ WSH	2-5	L
16	11-4	@ CGY	4-0	W	43	1-6	@ WPG	4-2	W	70	3-11	@ CHI	7-1	W
17	11-6	@ MTL	1-4	L	44	1-8	@ STL	3-5	L	71	3-14	@ STL	6-0	W
18	11-8	@ TOR	3-3	T	45	1-11	@ QUE	7-2	W	72	3-16	@ MTL	4-1	W
19	11-11	@ PIT	3-1	W	46	1-12	@ BUF	3-6	L	73	3-18	@ NYI	1-1	T
20	11-13	@ WSH	3-5	L	47	1-14	@ BUF	6-2	W	74	3-20	@ DET	4-2	W
21	11-16	@ NYI	2-4	L	48	1-16	@ CGY	6-4	W	75	3-22	@ NJD	6-3	W
22	11-19	@ VAN	4-3	W	49	1-22	@ CGY	4-4	T	76	3-23	@ PHI	4-3	W
23	11-21	@ LAK	1-6	L	50	1-23	@ EDM	3-1	W	77	3-24	@ PHI	4-1	W
24	11-23	@ STL	3-0	W	51	1-28	@ SJS	4-2	W	78	3-28	@ NYI	1-4	L
25	11-27	@ WPG	2-3	L	52	1-30	@ LAK	4-1	W	79	4-15	@ TOR	2-4	L
26	11-29	@ BUF	5-4*	W	53	2-1	@ MIN	2-1	W	80	4-16	@ PIT	7-1	W
27	12-2	@ PHI	4-2	W	54	2-5	@ PIT	4-3	W					

1992-93					1992-93 (CONT'D)					1992-93 (CONT'D)				
GAME	DATE	OPPONENT	SCORE	RESULT	GAME	DATE	OPPONENT	SCORE	RESULT	GAME	DATE	OPPONENT	SCORE	RESULT
1	10-9	@ WSH	4-2	W	29	12-11	@ TBL	5-4	W	57	2-13	@ NYI	2-5	L
2	10-10	@ NJD	2-4	L	30	12-13	@ MTL	10-5	W	58	2-15	@ STL	4-1	W
3	10-12	@ HFD	6-2	W	31	12-15	@ CGY	0-3	L	59	2-20	@ SJS	6-4	W
4	10-14	@ NJD	6-1	W	32	12-17	@ STL	4-3	W	60	2-22	@ SJS	4-0	W
5	10-17	@ NYI	3-6	L	33	12-19	@ HFD	4-4	T	61	2-24	@ VAN	4-5	L
6	10-18	@ NYI	4-3	W	34	12-21	@ NJD	3-0	W	62	2-26	@ CGY	4-4	T
7	1-21	@ WSH	2-1	W	35	12-23	@ NJD	4-5*	L	63	2-27	@ EDM	1-0	W
8	10-23	@ MTL	3-3	T	36	12-26	@ NYI	4-6	L	64	3-3	@ BUF	2-2	T
9	10-24	@ OTT	3-2*	W	37	12-27	@ BOS	6-5	W	65	3-5	@ PIT	3-1	W
10	10-26	@ PHI	8-4	W	38	12-29	@ WSH	3-4*	L	66	3-6	@ QUE	2-10	L
11	10-29	@ QUE	3-6	L	39	12-31	@ BUF	6-11	L	67	3-9	@ LAK	4-3	W
12	10-31	@ MTL	3-4	L	40	1-2	@ PIT	2-5	L	68	3-11	@ CHI	4-1	W
13	11-2	@ BUF	7-6*	W	41	1-4	@ NJD	3-3	T	69	3-15	@ BOS	1-3	L
14	11-4	@ PHI	3-1	W	42	1-6	@ OTT	6-2	W	70	3-17	@ EDM	3-4*	L
15	11-7	@ BOS	2-2	T	43	1-9	@ PHI	3-4	L	71	3-19	@ SJS	8-1	W
16	11-9	@ TBL	1-5	L	44	1-11	@ VAN	3-3	T	72	3-22	@ OTT	5-4	W
17	11-11	@ WSH	4-7	L	45	1-13	@ WSH	5-4	W	73	3-24	@ PHI	4-5	L
18	11-14	@ QUE	3-6	L	46	1-16	@ MTL	0-3	L	74	3-26	@ CHI	1-3	L
19	11-19	@ PHI	3-7	L	47	1-19	@ DET	2-2	T	75	3-28	@ QUE	2-3	L
20	11-21	@ WPG	5-4	W	48	1-23	@ LAK	8-3	W	76	4-2	@ NYI	2-3*	L
21	11-23	@ PIT	2-5	L	49	1-27	@ WPG	5-2	W	77	4-4	@ WSH	4-0	W
22	11-25	@ PIT	11-3	W	50	1-29	@ BUF	4-6	L	78	4-5	@ HFD	4-5	L
23	11-27	@ MIN	4-4	T	51	1-30	@ TOR	1-3	L	79	4-7	@ NJD	2-5	L
24	11-30	@ MIN	2-4	L	52	2-1	@ NYI	4-4	T	80	4-9	@ PIT	4-10	L
25	12-2	@ DET	5-3	W	53	2-3	@ PHI	2-2	T	81	4-10	@ PIT	2-4	L
26	12-4	@ WSH	4-8	L	54	2-8	@ NJD	4-5	L	82	4-12	@ PHI	0-1	L
27	12-6	@ TOR	6-0	W	55	2-10	@ PIT	0-3	L	83	4-14	@ WSH	0-2	L
28	12-9	@ TBL	6-5	W	56	2-12	@ NYI	4-3	W	84	4-16	@ WSH	2-4	L

1993-94					1993-94 (CONT'D)					1993-94 (CONT'D)				
GAME	DATE	OPPONENT	SCORE	RESULT	GAME	DATE	OPPONENT	SCORE	RESULT	GAME	DATE	OPPONENT	SCORE	RESULT
1	10-5	@ BOS	3-4	L	29	12-8	@ EDM	1-1	T	57	2-19	@ HFD	2-4	L
2	10-7	@ TBL	5-4	W	30	12-13	@ BUF	2-0	W	58	2-21	@ PIT	4-3*	W
3	10-9	@ PIT	2-3	L	31	12-15	@ HFD	5-2	W	59	2-23	@ BOS	3-6	L
4	10-11	@ WSH	5-2	W	32	12-17	@ DET	4-6	L	60	2-24	@ NYI	3-1	W
5	10-13	@ QUE	6-4	W	33	12-19	@ OTT	6-3	W	61	2-26	@ DAL	1-3	L
6	10-15	@ BUF	5-2	W	34	12-22	@ FLA	2-3	L	62	2-28	@ PHI	4-1	W
7	10-16	@ PHI	3-4	L	35	12-23	@ WSH	1-0	W	63	3-2	@ QUE	5-2	W
8	10-19	@ ANA	2-4	L	36	12-26	@ NJD	8-3	W	64	3-4	@ NYI	3-3	T
9	10-22	@ TBL	1-4	L	37	12-29	@ STL	4-3	W	65	3-5	@ NYI	5-4	W
10	10-24	@ LAK	3-2	W	38	12-31	@ BUF	1-4	L	66	3-7	@ DET	3-6	L
11	10-28	@ MTL	3-3	T	39	1-3	@ FLA	3-2	W	67	3-9 (N)	@ WSH	7-5	W
12	10-30	@ HFD	4-1	W	40	1-5	@ CGY	1-4	L	68	3-10	@ BOS	2-2	T
13	10-31(N)	@ NJD	4-1	W	41	1-8	@ MTL	2-3	L	69	3-12	@ PIT	2-6	L
14	11-3	@ VAN	6-3	W	42	1-10	@ TBL	2-5	L	70	3-14	@ FLA	1-2	L
15	11-6	@ QUE	4-2	W	43	1-14	@ PHI	5-2	W	71	3-16	@ HFD	4-0	W
16	11-8	@ TBL	6-3	W	44	1-16	@ CHI	5-1	W	72	3-18	@ CHI	3-7	L
17	11-10	@ WPG	2-1	W	45	1-18	@ STL	4-1	W	73	3-22	@ CGY	4-4	T
18	11-13	@ WSH	2-0	W	46	1-25	@ SJS	8-3	W	74	3-23	@ EDM	5-3	W
19	11-14	@ SJS	3-3	T	47	1-27	@ LAK	5-4*	W	75	3-25	@ VAN	5-2	W
20	11-16	@ FLA	4-2	W	48	1-28	@ ANA	2-3	L	76	3-27	@ WPG	1-3	L
21	11-19	@ TBL	5-3	W	49	1-31	@ PIT	5-3	W	77	3-29	@ PHI	4-3	W
22	11-23	@ MTL	5-4	W	50	2-2	@ NYI	4-4	T	78	4-1	@ DAL	3-0	W
23	11-24	@ OTT	7-1	W	51	2-3	@ BOS	3-0	W	79	4-2	@ NJD	4-2	W
24	11-27	@ NYI	4-6	L	52	2-7	@ WSH	1-4	L	80	4-4	@ FLA	3-2	W
25	11-28	@ WSH	3-1	W	53	2-9	@ MTL	3-4*	L	81	4-8	@ TOR	5-3	W
26	11-30	@ NJD	3-1	W	54	2-12	@ OTT	4-3*	W	82	4-10	@ NYI	4-5	L
27	12-4	@ TOR	4-3	W	55	2-14	@ QUE	4-2	W	83	4-12	@ BUF	3-2	W
28	12-5	@ NJD	2-1	W	56	2-18	@ OTT	3-0	W	84	4-14	@ PHI	2-2	T

\*Overtime

ALL-TIME RESULTS GAME-BY-GAME

1994-95				
GAME	DATE	OPPONENT	SCORE	RESULT
1	1-20	BUF	1-2	L
2	1-21	MTL	5-2	W
3	1-23	BOS	1-2	L
4	1-25	PIT	2-3	L
5	1-28	@ QUE	0-2	L
6	1-30	OTT	6-2	W
7	2-1	@ PIT	3-4	L
8	2-2	TBL	3-3	T
9	2-4	@ OTT	2-1	W
10	2-8	WSH	5-4	W
11	2-9	@ NJD	1-4	L
12	2-11	@ TBL	3-2	W
13	2-15	@ BUF	2-1	L
14	2-16	MTL	2-2	T
15	2-18	@ MTL	2-5	L
16	2-20	@ TBL	3-1	W

1994-95 (CONT'D)				
GAME	DATE	OPPONENT	SCORE	RESULT
17	2-21	@ FLA	5-3	W
18	2-24	HFD	1-2	L
19	2-26	@ BUF	4-2	W
20	2-28	FLA	0-0	T
21	3-1	@ HFD	5-2	W
22	3-3	PHI	5-3	W
23	3-5	@ WSH	2-4	L
24	3-6	OTT	4-3	W
25	3-8	NJD	6-4	W
26	3-11	@ MTL	1-3	L
27	3-15	PHI	3-4	L
28	3-18	@ WSH	1-4	L
29	3-2	NJD	2-5	L
30	3-23	@ NYI	0-1	L
31	3-25	@ QUE	1-2	L
32	3-30	QUE	4-5	L

1994-95 (CONT'D)				
GAME	DATE	OPPONENT	SCORE	RESULT
33	4-1	@ BOS	3-2	W
34	4-2	@ PHI	2-4	L
35	4-5	@ FLA	5-0	W
36	4-7	NYI	3-4	L
37	4-9	@ NJD	0-2	L
38	4-12	BUF	3-1	W
39	4-14	BOS	5-3	W
40	4-16	@ NYI	3-2	W
41	4-18	@ PIT	5-6	L
42	4-20	HFD	3-2	W
43	4-23	@ BOS	4-5	L
44	4-24	WSH	5-4	W
45	4-26	TBL	6-4	W
46	4-28	NYI	2-4	L
47	4-30	@ PHI	2-0	W
48	5-2	FLA	3-4	L

1995-96				
GAME	DATE	OPPONENT	SCORE	RESULT
1	10-7	@ HFD	0-2	L
2	10-11	WPG	6-4	W
3	10-14	@ TOR	2-0	W
4	10-16	HFD	5-7	L
5	10-17	@ NYI	5-1	W
6	10-20	@ BUF	3-1	W
7	10-22	OTT	2-4	L
8	10-24	VAN	5-2	W
9	10-26	@ TBL	4-4	T
10	10-29	TOR	3-2	W
11	10-31	@ SJS	5-3	W
12	11-2	@ LAK	3-5	L
13	11-3	@ ANA	4-7	L
14	11-6	CGY	4-2	W
15	11-8	TBL	5-4	W
16	11-10	NYI	4-1	W
17	11-11	@ HFD	4-1	W
18	11-14	@ STL	1-1	T
19	11-16	@ CHI	1-3	L
20	11-17	@ WPG	3-6	L
21	11-21	PIT	9-4	W
22	11-22	@ PIT	4-3	W
23	11-25	@ DET	0-2	L
24	11-27	NJD	1-1	T
25	11-29	BUF	5-3	W
26	12-1	COL	5-3	W
27	12-2	@ OTT	4-2	W
28	12-4	ANA	5-1	W

1995-96 (CONT'D)				
GAME	DATE	OPPONENT	SCORE	RESULT
29	12-6	CHI	5-5	T
30	12-8	DET	2-1*	W
31	12-9	@ MTL	2-2	T
32	12-11	DAL	3-2	W
33	12-13	BOS	4-2	W
34	12-15	@ BUF	4-5	L
35	12-16	@ WSH	2-3	L
36	12-18	WSH	3-0	W
37	12-21	@ PHI	2-1	W
38	12-22	HFD	3-3	T
39	12-26	OTT	6-4	W
40	12-28	@ VAN	3-2	W
41	12-30	@ EDM	8-3	W
42	12-31	@ CGY	1-3	L
43	1-3	MTL	7-4	W
44	1-5	@ WSH	4-4	T
45	1-10	SJS	7-4	W
46	1-13	@ PHI	4-0	W
47	1-14	STL	3-3	T
48	1-22	LAK	3-1	W
49	1-24	PHI	4-4	T
50	1-27	@ BOS	5-3	W
51	1-31	@ DAL	1-1	T
52	2-3	@ COL	1-7	L
53	2-6	@ NYI	4-2	W
54	2-8	NYI	6-2	W
55	2-10	@ NJD	0-3	L
56	2-11	@ TBL	6-2	W

1995-96 (CONT'D)				
GAME	DATE	OPPONENT	SCORE	RESULT
57	2-15	MTL	2-2	T
58	2-17	@ OTT	2-1*	W
59	2-18	@ PIT	3-4*	L
60	2-22	NYI	3-5	L
61	2-24	@ FLA	4-0	W
62	2-27	WSH	3-5	L
63	2-28	BOS	1-3	L
64	3-1	BUF	3-3	T
65	3-4	NJD	2-2	T
66	3-7	@ TBL	2-5	L
67	3-9	@ WSH	6-1	W
68	3-13	FLA	3-3	T
69	3-16	@ MTL	2-4	L
70	3-19	EDM	1-4	L
71	3-23	@ BOS	5-4	W
72	3-24	PIT	2-8	L
73	3-27	FLA	3-0	W
74	3-31	@ NYI	4-1	W
75	4-2	NJD	3-1	W
76	4-4	@ PHI	1-4	L
77	4-5	PHI	3-1	W
78	4-7	@ NJD	2-4	L
79	4-8	FLA	3-5	L
80	4-10	WSH	1-4	L
81	4-12	TBL	2-3	L
82	4-14	@ FLA	1-5	L

1996-97				
GAME	DATE	OPPONENT	SCORE	RESULT
1	10-5	@ BOS	4-4	T
2	10-6	FLA	2-5	L
3	10-8	@ FLA	1-1	T
4	10-10	DAL	1-2	L
5	10-12	@ MTL	2-5	L
6	10-14	CGY	5-4	W
7	10-16	PIT	8-1	W
8	10-18	STL	2-1	W
9	10-20	@ TBL	2-5	L
10	10-23	WSH	2-3	L
11	10-25	@ FLA	4-6	L
12	10-27	BUF	6-4	W
13	10-29	FLA	1-1	T
14	10-30	@ NJD	6-1	W
15	11-2	@ BOS	5-2	W
16	11-4	TBL	3-5	L
17	11-6	@ NYI	1-1	T
18	11-9	@ WSH	2-3	L
19	11-11	VAN	2-3	L
20	11-13	PHI	1-2	L
21	11-16	@ PIT	8-3	W
22	11-18	@ CGY	3-5	L
23	11-21	@ EDM	2-3	L
24	11-23	@ VAN	3-5	L
25	11-26	@ PHX	3-1	W
26	11-27	@ COL	5-2	W
27	12-1	MTL	6-2	W
28	12-4	PHI	1-1	T

1996-97 (CONT'D)				
GAME	DATE	OPPONENT	SCORE	RESULT
29	12-6	TOR	6-5	W
30	12-7	@ TOR	4-0	W
31	12-9	PHX	5-2	W
32	12-11	NYI	3-5	L
33	12-13	@ BUF	3-0	W
34	12-16	HFD	5-2	W
35	12-18	LAK	4-0	W
36	12-21	@ MTL	3-2*	W
37	12-22	FLA	7-3	W
38	12-26	@ OTT	2-5	L
39	12-27	ANA	3-2	W
40	12-30	@ DAL	3-2	W
41	12-31	@ TBL	2-4	L
42	1-2	NYI	4-3	W
43	1-4	OTT	6-4	W
44	1-6	COL	2-2	T
45	1-8	TBL	3-4	L
46	1-9	@ WSH	0-2	L
47	1-12	NJD	3-0	W
48	1-13	NYI	2-4	L
49	1-21	EDM	4-4	T
50	1-22	@ WSH	5-3	W
51	1-25	@ PIT	7-4	W
52	1-27	CHI	1-2	L
53	2-1	@ PHI	4-2	W
54	2-2	BOS	2-3	L
55	2-5	HFD	5-2	W
56	2-8	@ NYI	5-2	W

1996-97 (CONT'D)				
GAME	DATE	OPPONENT	SCORE	RESULT
57	2-9	@ FLA	3-4	L
58	2-13	@ STL	1-4	L
59	2-15	@ CHI	0-2	L
60	2-17	NJD	2-2	T
61	2-19	@ NJD	1-1	T
62	2-21	@ HFD	2-7	L
63	2-23	@ PHI	1-2	L
64	3-1	@ DET	0-3	L
65	3-3	SJS	5-4*	W
66	3-6	@ LAK	6-2	W
67	3-7	@ ANA	2-5	L
68	3-9	@ SJS	2-1	W
69	3-12	WSH	3-2	W
70	3-14	@ OTT	4-3*	W
71	3-17	OTT	3-4	L
72	3-19	MTL	4-5	L
73	3-21	DET	3-1	W
74	3-24	PIT	3-0	W
75	3-27	@ NJD	0-4	L
76	3-29	@ HFD	1-2	L
77	4-1	BUF	1-1	T
78	4-3	BOS	5-4	W
79	4-4	@ BUF	1-5	L
80	4-7	@ PHI	3-2	W
81	4-10	@ PHI	6-3	W
82	4-11	TBL	2-4	L

\*Overtime



# ALL-TIME RESULTS GAME-BY-GAME

1997-98					1997-98 (CONT'D)					1997-98 (CONT'D)				
GAME	DATE	OPPONENT	SCORE	RESULT	GAME	DATE	OPPONENT	SCORE	RESULT	GAME	DATE	OPPONENT	SCORE	RESULT
1	10-3	NYI	2-2	T	29	12-2	WSH	2-3*	L	57	2-7	@ PHX	1-1	T
2	10-5	LAK	2-2	T	30	12-5	PHI	4-4	T	58	2-26	@ TOR	5-2	W
3	10-8	@ EDM	3-3	T	31	12-6	@ MTL	3-3	T	59	2-28	PHI	1-3	L
4	10-9	@ CGY	1-1	T	32	12-8	PHX	3-1	W	60	3-2	BUF	0-1	L
5	10-11	@ VAN	6-3	W	33	12-10	CGY	1-4	L	61	3-4	@ FLA	4-3	W
6	10-14	PIT	0-1	L	34	12-12	FLA	3-4	L	62	3-7	@ NJD	3-6	L
7	10-15	@ OTT	1-5	L	35	12-16	@ NJD	3-4	L	63	3-9	NJD	2-2	T
8	10-18	@ STL	3-5	L	36	12-17	@ FLA	4-2	W	64	3-11	SJS	5-3	W
9	10-20	CAR	4-2	W	37	12-20	@ TBL	2-2	T	65**	3-12	@ MTL	1-4	L
10	10-22	CHI	0-1	L	38	12-21	BUF	0-2	L	66	3-14	@ BOS	1-5	L
11	10-24	TBL	4-3	W	39	12-23	TBL	4-1	W	67	3-16	OTT	5-4	W
12	10-26	ANA	3-3	T	40	12-26	@ BUF	0-3	L	68	3-18	MTL	2-1*	W
13	10-28	DAL	2-3	L	41	12-28	BOS	4-3	W	69	3-21	DET	3-4	L
14	10-30	@ NYI	3-5	L	42	12-31	@ TBL	0-2	L	70	3-22	@ PHI	4-5*	L
15	11-3	EDM	2-2	T	43	1-3	@ WSH	3-2	W	71	3-25	OTT	2-3*	L
16	11-5	@ COL	4-2	W	44	1-6	@ CAR	4-2	W	72	3-26	@ CAR	1-4	L
17	11-7	@ DAL	2-2	T	45	1-8	WSH	3-5	L	73	3-28	PIT	2-2	T
18	11-12	NJD	2-3	L	46	1-12	TOR	3-2	W	74	3-30	TBL	1-3	L
19	11-14	PIT	3-1	W	47	1-14	@ NJD	1-4	L	75	4-1	BOS	2-4	L
20	11-16	COL	4-1	W	48	1-20	STL	3-1	W	76	4-4	@ NYI	0-3	L
21	11-18	@ FLA	3-1	W	49	1-22	PHI	3-4	L	77	4-5	@ CHI	2-1*	W
22	11-19	@ TBL	3-6	L	50	1-24	NJD	3-3	T	78	4-7	MTL	2-3	L
23	11-21	@ CAR	4-3	W	51	1-26	WSH	2-2	T	79	4-11	@ DET	2-5	L
24	11-22	@ PIT	3-4*	L	52	1-29	@ OTT	2-2	T	80	4-14	@ WSH	1-3	L
25	11-25	VAN	2-4	L	53	1-31	@ BOS	2-4	L	81	4-15	NYI	4-2	W
26	11-26	@ NYI	1-4	L	54	2-2	@ SJS	3-2	W	82	4-18	@ PHI	2-1	W
27	11-28	@ BUF	3-3	T	55	2-4	@ ANA	2-3	L					
28	11-30	FLA	1-1	T	56	2-5	@ LAK	1-3	L					

1998-99					1998-99 (CONT'D)					1998-99 (CONT'D)				
GAME	DATE	OPPONENT	SCORE	RESULT	GAME	DATE	OPPONENT	SCORE	RESULT	GAME	DATE	OPPONENT	SCORE	RESULT
1	10-9	@ MTL	0-1	L	29	12-14	CGY	5-2	W	57	2-21	@ EDM	2-1*	W
2	10-10	@ PHI	1-7	L	30	12-16	@ NJD	3-6	L	58	2-22	@ CGY	2-6	L
3	10-12	STL	2-4	L	31	12-19	@ TOR	4-7	L	59	2-26	PHX	3-0	W
4	10-16	NJD	1-2	L	32	12-23	CAR	0-1	L	60	2-28	PHI	6-5	W
5	10-17	@ PIT	3-3	T	33	12-26	@ CAR	6-3	W	61	3-2	DAL	2-2	T
6	10-20	EDM	3-2	W	34	12-30	@ PHX	1-3	L	62	3-4	@ WSH	4-2	W
7	10-22	NYI	3-2	W	35	12-31	@ COL	6-3	W	63	3-7	@ BOS	3-1	W
8	10-24	@ PHI	2-2	T	36	1-2	@ STL	1-0	W	64	3-8	TOR	3-2*	W
9	10-27	BUF	0-0	T	37	1-4	SJS	4-3	W	65	3-10	OTT	0-3	L
10	10-30	CAR	1-0	W	38	1-6	NJD	2-5	L	66	3-12	BOS	4-5	L
11	11-3	@ NJD	1-3	L	39	1-7	@ WSH	1-5	L	67	3-14	@ NYI	3-2*	W
12	11-4	MTL	1-4	L	40	1-10	TBL	5-2	W	68	3-15	WSH	1-1	T
13	11-7	@ TOR	6-6	T	41	1-13	NYI	4-3*	W	69	3-19	BUF	2-3*	L
14	11-10	@ TBL	10-2	W	42	1-15	CHI	1-3	L	70	3-21	PIT	2-2	T
15	11-11	@ FLA	1-4	L	43	1-16	@ MTL	0-3	L	71	3-22	@ TBL	3-6	L
16	11-13	BOS	3-3	T	44	1-19	OTT	1-2	L	72	3-24	@ FLA	2-1	W
17	11-18	@ ANA	1-3	L	45	1-21	FLA	1-2	L	73	3-27	PHI	1-3	L
18	11-19	@ LAK	5-1	W	46	1-26	@ WSH	4-1	W	74	3-29	NYI	3-1	W
19	11-21	@ SJS	2-2	T	47	1-28	@ CAR	2-3*	L	75	4-2	ANA	1-4	L
20	11-25	@ BUF	2-4	L	48	1-30	@ DET	3-2	W	76	4-4	@ NJD	1-4	L
21	11-27	@ PIT	2-2	T	49	2-1	WSH	1-3	L	77	4-5	@ PHI	5-1	W
22	11-29	NSH	5-1	W	50	2-4	VAN	8-4	W	78	4-8	@ CHI	2-6	L
23	12-1	FLA	5-4*	W	51	2-7	@ BOS	2-3	L	79	4-9	@ DAL	1-3	L
24	12-2	@ NYI	3-2	W	52	2-12	CAR	1-3	L	80	4-12	TBL	2-1	W
25	12-5	@ OTT	2-1	W	53	2-14	DET	2-4	L	81	4-15	@ OTT	2-2	T
26	12-7	TOR	6-2	W	54	2-15	@ NSH	7-4	W	82	4-18	PIT	1-2*	L
27	12-9	COL	1-2	L	55	2-17	MTL	3-6	L					
28	12-11	@ BUF	0-2	L	56	2-19	PIT	6-1	W					

1999-00					1999-00 (CONT'D)					1999-00 (CONT'D)				
GAME	DATE	OPPONENT	SCORE	RESULT	GAME	DATE	OPPONENT	SCORE	RESULT	GAME	DATE	OPPONENT	SCORE	RESULT
1	10-1	@ EDM	1-1	T	29	12-15	LAK	8-3	W	57	2-13	NYI	2-4	L
2	10-2	@ VAN	1-2	L	30	12-17	WSH	2-3*	RT	58	2-15	@ TBL	2-2	T
3	10-5	OTT	1-2	L	31	12-19	TBL	5-4*	W	59	2-16	@ FLA	0-4	L
4	10-8	CAR	3-1	W	32	12-21	BUF	1-3	L	60	2-18	COL	2-4	L
5	10-10	PHX	2-2	W	33	12-23	@ NYI	2-4	L	61	2-20	PHI	2-3	L
6	10-11	@ NYI	4-2	W	34	12-26	NJD	3-3	T	62	2-22	PIT	4-3	W
7	10-14	PIT	2-5	L	35	12-28	@ PHX	2-2	T	63	2-25	@ BUF	6-3	W
8	10-17	ATL	4-1	W	36	12-29	@ DAL	3-4*	RT	64	2-26	@ OTT	2-4	L
9	10-19	SJS	1-2	L	37	1-2	@ MTL	2-2	T	65	3-1	BUF	3-3	T
10	10-20	@ PHI	0-5	L	38	1-3	STL	2-5	L	66	3-3	FLA	4-2	W
11	10-22	PHI	0-2	L	39	1-5	TOR	3-2*	W	67	3-6	@ SJS	1-2	L
12	10-24	VAN	0-3	L	40	1-8	@ TOR	5-3	W	68	3-8	@ ANA	4-3*	W
13	10-30	@ MTL	2-2	T	41	1-9	@ CAR	0-1	L	69	3-9	@ LAK	1-3	L
14	11-3	NYI	3-3	T	42	1-15	@ NYI	5-2	W	70	3-11	@ PIT	1-3	L
15	11-5	@ COL	1-4	L	43	1-16	ATL	6-3	W	71	3-13	DAL	3-4	L
16	11-7	@ CHI	3-1	W	44	1-18	CAR	3-2	W	72	3-15	TBL	4-4	T
17	11-10	OTT	3-4	L	45	1-20	@ CAR	4-1	W	73	3-18	@ PHI	3-2	W
18	11-11	@ WSH	5-4*	W	46	1-22	@ STL	4-1	W	74	3-19	@ PIT	4-5	L
19	11-13	BOS	2-5	L	47	1-24	@ ATL	6-3	W	75	3-21	FLA	3-4	L
20	11-18	@ BOS	3-5	L	48	1-25	@ PIT	4-3	W	76	3-23	WSH	1-4	L
21	11-20	@ TOR	3-4*	RT	49	1-27	TOR	3-4	L	77	3-26	@ DET	2-8	L
22	11-24	@ TBL	6-3	W	50	1-29	@ PIT	2-3	L	78	3-27	DET	0-6	L
23	11-26	@ FLA	2-6	L	51	1-31	NSH	5-1	W	79	4-1	@ BOS	2-2	L
24	12-1	@ MTL	2-3	L	52	2-2	NJD	1-3	L	80	4-3	@ WSH	1-4	L
25	12-3	NYI	3-2	W	53	2-3	@ ATL	6-3	W	81	4-5	MTL	0-3	L
26	12-4	@ BUF	1-1	T	54	2-8	NJD	2-2	T	82	4-9	PHI	1-4	L
27	12-6	CGY	3-2*	W	55	2-9	@ NJD	1-4	L					
28	12-8	EDM	2-1*	W	56	2-11	BOS	5-2	W					

\*Overtime

# ALL-TIME RESULTS GAME-BY-GAME

2000-01					2000-01 (CONT'D)					2000-01 (CONT'D)				
GAME	DATE	OPPONENT	SCORE	RESULT	GAME	DATE	OPPONENT	SCORE	RESULT	GAME	DATE	OPPONENT	SCORE	RESULT
1	10-7	@ ATL	2-1	W	29	12-8	BUF	5-2	W	57	2-12	@ CBJ	4-3	W
2	10-11	MTL	3-1	W	30	12-9	@ BOS	4-6	L	58	2-17	@ TBL	5-4	W
3	10-14	@ PIT	6-8	L	31	12-12	@ SJS	2-3	L	59	2-19	CHI	4-2	W
4	10-16	ANA	3-4	L	32	12-14	@ LAK	5-5	T	60	2-23	@ PIT	4-6	L
5	10-18	@ CHI	4-2	W	33	12-15	@ ANA	4-6	L	61	2-25	@ PHI	1-2	L
6	10-22	TBL	2-4	L	34	12-18	FLA	6-3	W	62	2-26	OTT	2-3	L
7	10-24	PHI	4-5	L	35	12-20	STL	3-6	L	63	3-28	FLA	4-2	W
8	10-26	@ PHI	0-3	L	36	12-23	NSH	2-3*	OTL	64	3-2	PIT	5-7	L
9	10-27	PIT	1-4	L	37	12-27	@ CAR	3-4	L	65	3-4	@ NSH	2-5	L
10	10-29	BOS	5-1	W	38	12-28	ATL	1-4	L	66	3-5	NYI	2-5	L
11	11-1	TBL	6-1	W	39	12-31	@ DAL	1-6	L	67	3-9	@ WSH	3-5	L
12	11-2	@ OTT	5-6	L	40	1-4	@ PHX	1-3	L	68	3-10	@ OTT	3-2	W
13	11-4	@ MTL	5-2	W	41	1-6	NJD	5-5	T	69	3-12	PIT	3-3	T
14	11-7	EDM	4-3	W	42	1-8	DAL	1-2	L	70	3-14	@ BUF	3-6	L
15	11-9	@ WSH	5-3	W	43	1-13	@ BOS	1-4	L	71	3-17	@ PHI	1-2	L
16	11-12	PHX	0-2	L	44	1-14	MIN	4-2	W	72	3-19	WSH	6-3	W
17	11-15	@ MIN	3-2	W	45	1-16	PHI	4-3*	W	73	3-21	@ NJD	0-4	L
18	11-17	@ VAN	3-4	L	46	1-18	TOR	2-1*	W	74	3-24	DET	0-6	L
19	11-18	@ CGY	5-4*	W	47	1-20	@ MTL	2-2	T	75	3-25	BOS	2-3	L
20	11-21	TOR	1-3	L	48	1-22	@ CAR	5-2	W	76	3-28	NYI	4-2	W
21	11-22	@ NYI	4-3*	W	49	1-24	CAR	2-3	L	77	3-29	@ NYI	6-4	W
22	11-24	@ BUF	2-3	L	50	1-26	NYI	2-3	L	78	3-31	@ NJD	4-3	W
23	11-26	OTT	3-2	W	51	1-27	@ TOR	1-3	L	79	4-1	@ ATL	4-2	W
24	11-28	LAK	7-6	W	52	1-29	ATL	2-7	L	80	4-4	CAR	1-3	L
25	11-29	@ NJD	2-5	L	53	1-31	MTL	4-2	W	81	4-5	@ TBL	4-3*	W
26	12-2	@ TOR	2-8	L	54	2-6	BUF	3-6	L	82	4-7	@ FLA	0-3	L
27	12-3	COL	3-6	L	55	2-9	@ FLA	4-2	W					
28	12-6	WSH	3-2	W	56	2-11	NJD	1-1	T					

2001-02					2001-02 (CONT'D)					2001-02 (CONT'D)				
GAME	DATE	OPPONENT	SCORE	RESULT	GAME	DATE	OPPONENT	SCORE	RESULT	GAME	DATE	OPPONENT	SCORE	RESULT
1	10-5	@ CAR	1-3	L	29	12-2	TBL	1-0	W	57	2-8	@ ATL	2-1	W
2	10-7	BUF	5-4*	W	30	12-4	@ WSH	2-5	L	58	2-10	PIT	4-3	W
3	10-10	WSH	2-5	L	31	12-6	TOR	3-6	L	59	2-13	@ DAL	2-4	L
4	10-13	@ OTT	2-2*	T	32	12-8	@ TOR	3-4	L	60	2-26	NJD	3-4	L
5	10-15	@ MTL	2-1	W	33	12-10	CAR	3-4*	OTL	61	2-28	OTT	0-3	L
6	10-17	NJD	4-3*	W	34	12-12	NSH	2-4	L	62	3-2	PHI	6-5	W
7	10-19	@ ATL	4-3	W	35	12-15	BUF	4-2	W	63	3-4	CGY	3-5	L
8	10-20	@ TBL	2-5	L	36	12-17	FLA	4-2	W	64	3-5	@ MIN	3-2*	W
9	10-22	SJS	1-5	L	37	12-19	NJD	2-2*	T	65	3-7	@ CHI	1-5	L
10	10-25	@ STL	1-5	L	38	12-21	NYI	1-2	L	66	3-9	@ PIT	2-3*	OTL
11	10-27	@ BOS	2-1*	W	39	12-23	OTT	3-2	W	67	3-11	MTL	2-1	W
12	10-29	DAL	4-2	W	40	12-28	@ SJS	5-3	W	68	3-13	BOS	1-3	L
13	10-31	FLA	1-3	L	41	12-29	@ LAK	5-4	W	69	3-16	@ NJD	1-3	L
14	11-2	@ CAR	2-3	L	42	12-31	@ PHX	0-5	L	70	3-17	DET	3-5	L
15	11-3	@ FLA	5-3	W	43	1-2	@ EDM	1-4	L	71	3-19	VAN	1-3	L
16	11-6	MIN	3-1	W	44	1-3	@ COL	2-3*	OTL	72	3-21	@ OTT	5-2	W
17	11-8	@ NYI	6-2	W	45	1-5	@ PIT	1-4	L	73	3-22	ATL	2-5	L
18	11-10	@ BUF	4-2	W	46	1-9	LAK	0-4	L	74	3-25	@ NYI	2-4	L
19	11-11	MTL	3-2*	W	47	1-12	@ PHI	2-4	L	75	3-27	PHI	2-4	L
20	11-14	PHI	4-2	W	48	1-14	CHI	2-2*	T	76	3-30	@ FLA	4-2	W
21	11-17	@ PIT	0-1*	OTL	49	1-16	@ CBJ	0-2	L	77	4-1	@ TBL	6-4	W
22	11-18	ATL	6-2	W	50	1-17	@ NJD	4-6	L	78	4-4	@ TOR	4-2	W
23	11-20	COL	5-3	W	51	1-22	@ NYI	5-4	W	79	4-6	@ BOS	6-4	W
24	11-23	@ WSH	2-6	L	52	1-23	BOS	8-4	W	80	4-8	PIT	3-2	W
25	11-25	ANA	2-3	L	53	1-26	WSH	6-3	W	81	4-10	TOR	2-7	L
26	11-27	@ BUF	2-2*	T	54	1-28	TBL	0-1	L	82	4-13	@ PHI	1-2	L
27	11-29	CAR	5-0	W	55	1-30	NYI	3-6	L					
28	12-1	@ MTL	3-1	W	56	2-6	@ DET	1-3	L					

2002-03					2002-03 (CONT'D)					2002-03 (CONT'D)				
GAME	DATE	OPPONENT	SCORE	RESULT	GAME	DATE	OPPONENT	SCORE	RESULT	GAME	DATE	OPPONENT	SCORE	RESULT
1	10-9	@ CAR	4-1	W	29	12-5	@ PHI	2-3*	OTL	57	2-6	@ STL	4-4	T
2	10-11	MTL	1-4	L	30	12-6	BUF	1-4	L	58	2-8	@ PHI	1-2	L
3	10-12	@ PIT	0-6	L	31	12-8	BOS	1-4	L	59	2-12	@ FLA	3-1	W
4	10-15	TOR	5-4	W	32	12-11	CHI	3-4	L	60	2-14	@ PIT	1-0	W
5	10-17	@ BUF	4-4	T	33	12-14	@ TOR	1-4	L	61	2-15	@ BUF	4-5	L
6	10-19	NSH	2-2	T	34	12-16	SJS	2-1*	W	62	2-17	@ OTT	2-3	L
7	10-21	TBL	2-4	L	35	12-19	MTL	1-3	L	63	2-19	@ MIN	4-2	W
8	10-23	WSH	1-2	L	36	12-21	@ DET	2-3	L	64	2-21	@ ANA	6-2	W
9	10-25	LAK	2-6	L	37	12-23	NJD	2-2	T	65	2-23	@ COL	1-4	L
10	10-26	@ TOR	4-3	W	38	12-26	PIT	1-6	L	66	2-25	@ NJD	3-3	T
11	10-28	PHX	3-2*	W	39	12-28	@ FLA	2-1*	W	67	2-27	BOS	4-1	W
12	10-30	@ TBL	0-3	L	40	12-29	@ TBL	3-5	L	68	3-1	FLA	5-2	W
13	11-2	@ BOS	2-3	L	41	12-31	@ CAR	2-0	W	69	3-3	NYI	1-1	T
14	11-3	STL	2-3	L	42	1-4	WSH	2-2	T	70	3-7	PHI	5-1	W
15	11-5	EDM	2-5	W	43	1-6	OTT	2-5	L	71	3-10	FLA	1-2	L
16	11-7	CGY	1-0*	W	44	1-8	CAR	5-1	W	72	3-13	@ OTT	2-3*	OTL
17	11-9	@ CBJ	3-6	L	45	1-9	@ MTL	2-3	L	73	3-15	@ NJD	1-3	L
18	11-11	@ SJS	5-4	W	46	1-11	@ PIT	3-1	W	74	3-17	NYI	1-0	W
19	11-14	@ CGY	2-1	W	47	1-13	TOR	5-1	W	75	3-19	BUF	3-0	W
20	11-16	@ VAN	1-3	L	48	1-15	@ WSH	2-1*	W	76	3-22	@ PHI	2-1	W
21	11-19	ANA	3-2*	W	49	1-19	@ PHI	2-4	L	77	3-26	PIT	1-3	L
22	11-21	@ NJD	4-4	T	50	1-21	@ NYI	5-0	W	78	3-29	@ BOS	3-1	W
23	11-23	NYI	1-3	L	51	1-23	@ NSH	4-2	W	79	3-31	ATL	3-4*	OTL
24	11-25	CAR	1-1	L	52	1-25	ATL	1-4	L	80	4-1	@ NYI	2-2	T
25	11-28	@ ATL	4-7	L	53	1-26	@ WSH	2-7	L	81	4-4	NJD	1-2	L
26	11-29	@ DAL	3-3	T	54	1-28	@ ATL	2-5	L	82	4-5	@ MTL	4-5	L
27	12-1	TBL	4-3	W	55	1-30	COL	3-4*	OTL					
28	12-3	CBJ	5-3	W	56	2-5	OTT	3-5	L					

\*Overtime

# ALL-TIME RESULTS GAME-BY-GAME

2003-04

GAME	DATE	OPPONENT	SCORE	RESULT
1	10-10	@ MIN	3-5	L
2	10-11	@ CBJ	0-5	L
3	10-16	ATL	0-0	T
4	10-18	CAR	2-2	T
5	10-20	FLA	3-1	W
6	10-25	DET	3-1	W
7	10-28	ANA	1-3	L
8	10-30	CAR	4-1	W
9	11-1	@ MTL	5-1	W
10	11-2	COL	2-3*	OTL
11	11-4	DAL	3-0	L
12	11-6	@ CAR	3-6	L
13	11-8	PHI	1-2*	OTL
14	11-10	EDM	4-5	L
15	11-12	PIT	6-2	W
16	11-15	@ NJD	0-5	L
17	11-16	@ CHI	2-2	T
18	11-18	@ SJS	2-2	T
19	11-20	@ COL	3-4	L
20	11-23	OTT	6-2	W
21	11-25	@ TBL	2-0	W
22	11-26	@ FLA	3-3	T
23	11-28	@ PIT	4-1	W
24	11-30	TOR	2-4	L
25	12-2	@ TOR	4-5	L
26	12-4	@ NYI	4-2	W
27	12-7	TBL	2-3	L
28	12-10	MTL	1-2	L

2003-04 (CONT'D)

GAME	DATE	OPPONENT	SCORE	RESULT
29	12-12	@ BUF	3-1	W
30	12-13	@ TOR	1-3	L
31	12-18	NYI	4-3	W
32	12-20	@ OTT	1-3	L
33	12-22	BOS	4-2	W
34	12-26	TOR	5-5*	T
35	12-29	@ PHX	3-2*	W
36	12-30	@ LAK	3-2*	W
37	1-1	@ STL	4-5	L
38	1-3	@ PIT	4-1	W
39	1-5	CGY	0-5	L
40	1-8	@ CAR	2-3	L
41	1-10	@ NYI	3-2	W
42	1-11	TBL	1-2*	OTL
43	1-13	NYI	4-1	W
44	1-15	NJD	3-3	T
45	1-17	@ MTL	2-2	T
46	1-19	@ BOS	2-5	L
47	1-20	BOS	1-4	L
48	1-22	PHI	2-4	L
49	1-24	@ OTT	1-9	L
50	1-26	FLA	5-2	W
51	1-28	WSH	1-2	L
52	1-30	BUF	1-3	L
53	1-31	@ BUF	1-3	L
54	2-2	VAN	4-3	W
55	2-4	MIN	3-4	L
56	2-11	@ NJD	3-1	W

2003-04 (CONT'D)

GAME	DATE	OPPONENT	SCORE	RESULT
57	2-12	@ PHI	1-2	L
58	2-14	@ PHI	2-6	L
59	2-16	OTT	1-4	L
60	2-19	NYI	6-2	W
61	2-21	NJD	3-7	L
62	2-23	MTL	1-4	L
63	2-26	@ NYI	6-3	W
64	2-28	@ NSH	1-2*	OTL
65	2-29	@ ATL	2-3	L
66	3-2	ATL	3-4	L
67	3-4	@ BOS	1-3	L
68	3-5	WSH	3-2	W
69	3-7	PIT	4-7	L
70	3-9	@ ATL	2-0	W
71	3-12	@ TBL	2-5	L
72	3-15	@ FLA	2-3*	OTL
73	3-15	NJD	1-3	L
74	3-18	@ WSH	3-4*	OTL
75	3-20	@ PHI	0-3	L
76	3-21	@ PIT	3-4*	OTL
77	3-23	PIT	2-5	L
78	3-25	NSH	2-4	L
79	3-27	@ PHI	3-1	W
80	3-30	@ NJD	0-5	L
81	3-31	BUF	3-4	L
82	4-3	@ WSH	3-2*	W

2005-06

GAME	DATE	OPPONENT	SCORE	RESULT
1	10-5	@ PHI	5-3	W
2	10-6	MTL	3-4*	OT
3	10-8	@ NJD	2-3*	OT
4	10-10	@ WSH	2-3	L
5	10-13	NJD	4-1	W
6	10-15	ATL	5-1	W
7	10-17	FLA	4-0	W
8	10-19	NYI	2-3**	OT
9	10-20	@ NYI	4-5	L
10	10-22	@ BUF	1-3	L
11	10-27	NYI	3-1	W
12	10-29	@ MTL	5-2	W
13	10-31	MTL	1-4	L
14	11-3	@ NJD	4-2	W
15	11-5	NJD	3-2**	W
16	11-7	PIT	2-3	L
17	11-9	@ FLA	4-3**	W
18	11-10	@ TBL	5-2	W
19	11-12	@ PIT	6-1	W
20	11-15	@ TOR	1-2	L
21	11-17	@ CAR	1-5	L
22	11-19	CAR	4-3	W
23	11-20	BOS	3-2	W
24	11-22	@ BUF	3-2**	W
25	11-24	@ ATL	6-3	W
26	11-26	WSH	3-2**	W
27	12-1	PIT	2-1	W
28	12-3	@ WSH	1-5	L

2005-06 (CONT'D)

GAME	DATE	OPPONENT	SCORE	RESULT
29	12-5	MIN	3-1	W
30	12-7	@ CHI	1-2*	OT
31	12-8	@ NSH	5-1	W
32	12-10	@ STL	5-4*	W
33	12-13	VAN	2-3	L
34	12-18	COL	1-2	L
35	12-20	NJD	1-3	L
36	12-22	TBL	4-2	W
37	12-26	@ OTT	2-6	L
38	12-28	@ NYI	6-2	W
39	12-31	@ PIT	3-4*	OT
40	1-3	TBL	0-1*	OT
41	1-5	PHI	3-4*	OT
42	1-7	FLA	4-0	W
43	1-10	CGY	4-2	W
44	1-12	EDM	5-4*	W
45	1-14	@ DET	3-4	L
46	1-16	@ CBJ	3-4	L
47	1-19	@ PIT	4-2	W
48	1-21	@ BOS	3-2**	W
49	1-22	NJD	3-1	W
50	1-24	BUF	1-2	L
51	1-28	PIT	7-1	W
52	1-30	PHI	2-3*	OT
53	2-1	PIT	3-1	W
54	2-2	@ NYI	5-2	W
55	2-4	@ PHI	4-3*	W
56	2-8	OTT	5-1	W

2005-06 (CONT'D)

GAME	DATE	OPPONENT	SCORE	RESULT
57	2-10	@ TOR	4-2	W
58	2-11	@ TOR	4-2	W
59	3-2	@ PHI	6-1	W
60	3-4	@ NJD	1-2	L
61	3-6	CAR	1-2	L
62	3-8	@ ATL	2-3**	OT
63	3-11	@ MTL	0-1	L
64	3-12	@ ATL	2-3*	OT
65	3-14	@ CAR	3-5	L
66	3-16	WSH	5-4	W
67	3-18	TOR	5-2	W
68	3-20	BOS	5-2	W
69	3-22	PHI	3-6	L
70	3-24	@ FLA	2-3**	OT
71	3-25	@ TBL	3-4**	OT
72	3-27	BUF	5-4**	W
73	3-29	@ NYI	5-1	W
74	3-30	@ OTT	1-4	L
75	4-4	PHI	3-2**	W
76	4-6	NYI	3-1	W
77	4-8	@ BOS	4-3*	W
78	4-9	@ NJD	2-3	L
79	4-11	NYI	2-3	L
80	4-13	@ PIT	3-5	L
81	4-15	@ PHI	1-4	L
82	4-18	OTT	1-5	L

2006-07

GAME	DATE	OPPONENT	SCORE	RESULT
1	10-5	WSH	5-2	W
2	10-7	@ PHI	5-4**	W
3	10-10	PHI	2-4	L
4	10-12	PIT	5-6	L
5	10-14	@ BUF	4-7	L
6	10-16	NJD	4-2	W
7	10-18	NSH	0-3	L
8	10-21	@ TOR	5-4**	W
9	10-25	FLA	2-4	L
10	10-28	@ PHX	7-3	W
11	10-30	@ LAK	1-4	L
12	11-1	@ ANA	4-3	W
13	11-2	@ SJS	3-1	W
14	11-5	BUF	3-4*	OT
15	11-8	@ FLA	4-3**	W
16	11-10	@ ATL	5-2	W
17	11-11	@ WSH	1-3	L
18	11-14	NJD	3-2	W
19	11-15	@ CAR	1-2	L
20	11-18	@ PIT	1-3	L
21	11-19	TBL	4-1	W
22	11-21	CAR	4-0	W
23	11-25	@ PIT	2-1*	W
24	11-26	BUF	2-3*	OT
25	11-28	ATL	4-5*	OT
26	12-1	@ BUF	3-4**	OT
27	12-3	NYI	4-7	L
28	12-7	PIT	3-2**	W

2006-07 (CONT'D)

GAME	DATE	OPPONENT	SCORE	RESULT
29	12-9	@ OTT	3-1	W
30	12-10	FLA	2-1	W
31	12-12	@ PHI	3-1	W
32	12-14	@ DAL	5-2	W
33	12-16	@ TOR	2-9	L
34	12-17	NJD	1-6	L
35	12-19	NYI	3-4	L
36	12-21	@ FLA	2-3	L
37	12-23	@ TBL	3-4	L
38	12-26	@ NYI	0-2	L
39	12-29	@ OTT	0-1	L
40	12-20	WSH	4-1	W
41	1-2	@ NJD	3-2**	W
42	1-4	PHI	3-2	W
43	1-6	@ MTL	4-3	W
44	1-9	NYI	3-5	L
45	1-11	OTT	4-6	L
46	1-13	BOS	3-1	W
47	1-16	@ NJD	0-1	L
48	1-20	ATL	1-3	L
49	1-27	@ PHI	2-1	W
50	1-29	@ BOS	6-1	W
51	1-31	TOR	1-2	L
52	2-3	@ TBL	2-3	L
53	2-5	DET	3-4	L
54	2-6	@ NJD	2-3**	OT
55	2-9	TBL	5-0	W
56	2-10	@ WSH	5-2	W

2006-07 (CONT'D)

GAME	DATE	OPPONENT	SCORE	RESULT
57	2-15	@ CAR	4-1	W
58	2-17	PHI	3-5	L
59	2-18	CHI	2-1	W
60	2-20	@ NJD	1-2	L
61	2-22	NJD	2-3**	OT
62	2-24	CBJ	2-3	L
63	2-27	MTL	4-0	W
64	3-1	PIT	3-4**	OT
65	3-3	STL	3-2**	W
66	3-5	NYI	2-1**	W
67	3-8	@ NYI	2-1	W
68	3-10	@ PIT	2-3*	OT
69	3-11	CAR	2-1**	L
70	3-13	OTT	2-3	L
71	3-16	@ ATL	1-2*	OT
72	3-17	BOS	7-0	W
73	3-19	PIT	2-1	W
74	3-21	PHI	5-0	W
75	3-24	@ BOS	2-1**	W
76	3-25	@ NYI	2-1*	W
77	3-27	@ MTL	4-6	W
78	3-31	@ PHI	6-4	W
79	4-1	TOR	7-2	W
80	4-3	@ NYI	2-3**	OT
81	4-5	MTL	3-1	W
82	4-7	@ PIT	1-2	L

\* Overtime  
\*\* Shootout

# ALL-TIME RESULTS GAME-BY-GAME

2007-08				
GAME	DATE	OPPONENT	SCORE	RESULT
1	10-4	@ FLA	5-2	W
2	10-6	@ OTT	0-2	L
3	10-10	@ NYI	1-2	L
4	10-12	WSH	3-1	W
5	10-13	OTT	1-3	L
6	10-18	@ ATL	3-5	L
7	10-20	@ BOS	0-1**	OT
8	10-23	@ PIT	0-1	L
9	10-25	NJD	2-0	W
10	10-27	TOR	1-4	L
11	10-29	TBL	3-1	W
12	11-1	WSH	2-0	W
13	11-3	NJD	2-1**	W
14	11-5	PHI	2-0	W
15	11-6	@ NYI	2-3	L
16	11-8	@ PIT	4-2	W
17	11-10	@ TOR	3-2**	W
18	11-14	@ NJD	4-2	W
19	11-15	@ PHI	4-3**	W
20	11-17	@ PIT	4-3*	W
21	11-19	NYI	1-2	L
22	11-21	@ TBL	2-1	W
23	11-23	@ FLA	2-3**	OT
24	11-25	DAL	2-3	L
25	11-29	NYI	4-2	W
26	12-1	@ OTT	5-2	W
27	12-3	CAR	0-4	L
28	12-6	TOR	2-6	L

2007-08 (CONT'D)				
GAME	DATE	OPPONENT	SCORE	RESULT
29	12-7	@ ATL	2-4	L
30	12-9	@ NJD	1-0*	W
31	12-12	@ WSH	4-5*	OT
32	12-16	PHX	1-5	L
33	12-18	PIT	4-0	W
34	12-20	@ MIN	3-6	L
35	12-21	@ COL	3-4*	OT
36	12-23	OTT	1-3	L
37	12-26	CAR	4-2	W
38	12-29	@ TOR	6-1	W
39	12-30	MTL	4-3*	W
40	1-2	@ CGY	3-4	L
41	1-3	@ VAN	0-3	L
42	1-5	@ EDM	2-3**	OT
43	1-8	TBL	3-5	L
44	1-10	PHI	2-6	L
45	1-12	MTL	4-1	W
46	1-14	@ PIT	1-4	L
47	1-16	BUF	2-1	W
48	1-19	@ BOS	3-4**	OT
49	1-20	BOS	1-3	L
50	1-22	ATL	4-0	W
51	1-24	ATL	2-1**	W
52	1-29	@ CAR	1-3	L
53	1-31	@ PHI	4-0	W
54	2-1	@ NJD	3-1	W
55	2-3	@ MTL	5-3	W
56	2-5	LAK	2-4	L

2007-08 (CONT'D)				
GAME	DATE	OPPONENT	SCORE	RESULT
57	2-7	@ ANA	1-4	L
58	2-9	@ PHI	2-0	W
59	2-10	@ WSH	2-3*	OT
60	2-16	BUF	5-1	W
61	2-17	SJS	3-1	W
62	2-19	@ MTL	5-6**	OT
63	2-23	@ BUF	4-3	W
64	2-24	FLA	5-0	W
65	2-28	@ CAR	4-2	W
66	3-2	PHI	5-4**	W
67	3-4	NYI	3-4**	OT
68	3-6	@ NYI	4-1	W
69	3-9	BOS	1-0**	W
70	3-10	@ BUF	3-2**	W
71	3-14	@ FLA	2-3	L
72	3-15	@ TBL	0-3	L
73	3-18	PIT	5-2	W
74	3-19	@ NJD	2-1**	W
75	3-21	@ PHI	3-4**	OT
76	3-25	PHI	1-2*	OT
77	3-27	NJD	3-2	W
78	3-30	@ PIT	1-3	L
79	3-31	PIT	2-1*	W
80	4-3	@ NYI	3-0	W
81	4-4	NYI	3-4**	OT
82	4-6	@ NJD	2-3**	OT

2008-09				
GAME	DATE	OPPONENT	SCORE	RESULT
1	10-4	@ TBL	2-1	W
2	10-5	TBL	2-1	W
3	10-10	CHI	4-2	W
4	10-11	@ PHI	4-3	W
5	10-13	NJD	4-1	W
6	10-15	BUF	1-3	L
7	10-17	TOR	1-0**	W
8	10-18	@ DET	4-5*	OT
9	10-20	DAL	1-2	L
10	10-24	@ CBJ	3-1	W
11	10-25	PIT	3-2**	W
12	10-27	@ NYI	4-2	W
13	10-30	ATL	3-2	W
14	11-1	@ TOR	2-5	L
15	11-4	NYI	1-2	L
16	11-6	TBL	5-2	W
17	11-8	@ WSH	1-3	L
18	11-10	EDM	2-3**	OT
19	11-12	@ NJD	5-2	W
20	11-15	BOS	3-2**	W
21	11-17	OTT	2-1**	W
22	11-19	VAN	3-6	L
23	11-22	@ OTT	1-4	L
24	11-24	PHX	4-1	W
25	11-26	@ TBL	3-2**	W
26	11-28	@ FLA	4-3**	W
27	11-30	FLA	0-4	L
28	12-3	PIT	3-2**	W

2008-09 (CONT'D)				
GAME	DATE	OPPONENT	SCORE	RESULT
29	12-4	@ MTL	2-6	L
30	12-7	CGY	0-3	L
31	12-10	@ ATL	3-2*	W
32	12-12	@ NJD	5-8	L
33	12-13	CAR	3-2**	W
34	12-16	@ ANA	3-1	W
35	12-17	@ LAK	3-2*	W
36	12-20	@ SJS	2-3	L
37	12-23	WSH	4-5*	OT
38	12-27	NJD	2-4	L
39	12-29	NYI	5-4	W
40	1-3	@ WSH	1-2	L
41	1-5	PIT	4-0	W
42	1-7	MTL	3-6	L
43	1-9	@ BUF	1-2**	OT
44	1-10	@ OTT	2-0	W
45	1-13	@ NYI	2-1	W
46	1-16	@ CHI	3-2*	W
47	1-18	@ PIT	0-3	L
48	1-20	ANA	4-2	W
49	1-27	CAR	3-2	W
50	1-28	@ PIT	2-6	L
51	1-31	@ BOS	0-1	L
52	2-3	ATL	1-2**	OT
53	2-6	@ DAL	2-10	L
54	2-9	@ NJD	0-3	L
55	2-11	WSH	5-4**	W
56	2-13	@ FLA	1-2**	OT

2008-09 (CONT'D)				
GAME	DATE	OPPONENT	SCORE	RESULT
57	2-15	PHI	2-5	L
58	2-16	@ STL	1-2	L
59	2-18	NYI	3-1	W
60	2-21	@ BUF	2-4	L
61	2-22	TOR	2-3*	OT
62	2-25	@ TOR	1-2**	OT
63	2-26	FLA	1-2	L
64	2-28	COL	6-1	W
65	3-5	@ NYI	4-2	W
66	3-8	BOS	4-3	W
67	3-9	@ CAR	0-3	L
68	3-12	@ NSH	4-2	W
69	3-14	@ PHI	2-4	L
70	3-15	PHI	4-1	W
71	3-17	@ MTL	4-3**	W
72	3-21	BUF	5-3	W
73	3-22	OTT	1-2	L
74	3-24	MIN	2-1	W
75	3-26	@ ATL	4-5**	OT
76	3-28	@ PIT	3-4	L
77	3-30	NJD	3-0	W
78	4-2	@ CAR	2-4	L
79	4-4	@ BOS	0-1	L
80	4-7	MTL	3-1	W
81	4-9	PHI	2-1	W
82	4-12	@ PHI	4-3	W

2009-10				
GAME	DATE	OPPONENT	SCORE	RESULT
1	10-2	@ PIT	2-3	L
2	10-3	OTT	5-2	W
3	10-5	@ NJD	3-2	W
4	10-8	@ WSH	4-3	W
5	10-11	ANA	3-0	W
6	10-12	TOR	7-2	W
7	10-14	LAK	4-2	W
8	10-17	@ TOR	4-1	W
9	10-19	SJS	3-7	L
10	10-22	NJD	2-4	L
11	10-24	@ MTL	4-5*	OT
12	10-26	PHX	5-2	W
13	10-28	@ NYI	1-3	L
14	10-30	@ MIN	2-3	L
15	11-1	BOS	1-0	W
16	11-3	@ VAN	1-3	L
17	11-5	@ EDM	4-2	W
18	11-7	@ CGY	1-3	L
19	11-12	ATL	3-5	L
20	11-14	@ OTT	2-1**	W
21	11-17	WSH	2-4	L
22	11-21	FLA	2-3	L
23	11-23	CBJ	7-4	W
24	11-25	@ FLA	2-1**	W
25	11-27	@ TBL	1-5	L
26	11-28	@ PIT	3-8	L
27	11-30	PIT	2-5	L
28	12-5	@ BUF	2-1	W

2009-10 (CONT'D)				
GAME	DATE	OPPONENT	SCORE	RESULT
29	12-6	DET	1-3	L
30	12-9	@ CHI	1-2*	OT
31	12-12	BUF	2-3	L
32	12-14	ATL	2-3**	OT
33	12-16	NYI	1-2	L
34	12-17	@ NYI	5-2	W
35	12-19	@ PHI	2-1	W
36	12-21	@ CAR	3-1	W
37	12-23	FLA	4-1	W
38	12-26	NYI	2-3*	OT
39	12-30	PHI	0-6	L
40	12-31	@ CAR	2-1	W
41	1-2	CAR	1-2*	OT
42	1-4	BOS	1-3	L
43	1-6	DAL	5-2	W
44	1-7	@ ATL	1-2**	OT
45	1-9	@ BOS	3-1	W
46	1-12	NJD	0-1**	OT
47	1-14	OTT	0-2	L
48	1-16	@ STL	1-4	L
49	1-17	MTL	6-2	W
50	1-19	TBL	8-2	W
51	1-21	@ PHI	0-2	L
52	1-23	@ MTL	0-6	L
53	1-25	PIT	2-4	L
54	1-27	CAR	1-5	L
55	1-30	@ PHX	2-3	L
56	1-31	@ COL	3-1	W

2009-10 (CONT'D)				
GAME	DATE	OPPONENT	SCORE	RESULT
57	2-2	@ LAK	1-2	L
58	2-4	WSH	5-6	L
59	2-6	NJD	3-1	W
60	2-10	NSH	1-2	L
61	2-12	@ PIT	3-2*	W
62	2-14	TBL	5-2	W
63	3-2	@ OTT	3-2	W
64	3-4	PIT	4-5*	OT
65	3-6	@ WSH	0-2	L
66	3-7	BUF	1-2*	OT
67	3-10	@ NJD	3-6	L
68	3-12	@ ATL	5-2	W
69	3-14	PHI	3-1	L
70	3-16	MTL	1-3	L
71	3-18	STL	3-4	L
72	3-21	@ BOS	1-2	L
73	3-24	NYI	5-0	W
74	3-25	@ NJD	4-3**	W
75	3-27	@ TOR	2-3*	OT
76	3-30	@ NYI	4-3	W
77	4-2	@ TBL	5-0	W
78	4-3	@ FLA	4-1	W
79	4-6	@ BUF	2-5	L
80	4-7	TOR	5-1	W
81	4-9	PHI	4-3	W
82	4-11	@ PHI	1-2**	OT

\* Overtime  
\*\* Shootout

# ALL-TIME RESULTS GAME-BY-GAME

2010-11					2010-11 (CONT'D)					2010-11 (CONT'D)				
GAME	DATE	OPPONENT	SCORE	RESULT	GAME	DATE	OPPONENT	SCORE	RESULT	GAME	DATE	OPPONENT	SCORE	RESULT
1	10-9	@ BUF	6-3	W	29	12-5	OTT	1-3	L	57	2-11	@ ATL	2-3	L
2	10-11	@ NYI	4-6	L	30	12-9	@ OTT	5-3	W	58	2-13	PIT	5-3	W
3	10-15	TOR	3-4*	OT	31	12-11	@ CBJ	1-3	L	59	2-17	LA	4-3**	OT
4	10-18	COL	1-3	L	32	12-12	WSH	7-0	W	60	2-18	@ NJ	0-1	L
5	10-21	@ TOR	2-1	W	33	12-15	@ PIT	4-1	W	61	2-20	PHI	2-4	L
6	10-23	@ BOS	3-2	W	34	12-16	PHO	4-3**	OT	62	2-22	@ CAR	4-3**	OT
7	10-24	NJD	3-1	W	35	12-18	@ PHI	1-4	L	63	2-25	@ WSH	6-0	W
8	10-27	ATL	4-6	L	36	12-23	TB	3-4**	OT	64	2-27	TB	1-2	L
9	10-29	CAR	3-4	L	37	12-27	NYI	7-2	W	65	3-1	BUF	2-3	L
10	10-30	@ TOR	2-0	W	38	12-29	@ NJ	3-1	W	66	3-3	MIN	1-3	L
11	11-1	CHI	3-2	W	39	1-1	@ TB	1-2*	OT	67	3-4	@ OTT	4-1	W
12	11-4	@ PHI	1-4	L	40	1-2	@ FLA	0-3	L	68	3-6	PHI	7-0	W
13	11-5	@ NJD	3-0	W	41	1-5	CAR	2-1*	OT	69	3-9	@ ANA	2-5	L
14	11-7	STL	0-2	L	42	1-7	@ DAL	3-2**	OT	70	3-12	@ SJ	3-2**	OT
15	11-9	WAS	3-5	L	43	1-8	@ STL	2-1	W	71	3-15	NYI	6-3	W
16	11-11	BUF	3-2*	OT	44	1-11	MTL	1-2	L	72	3-18	MTL	6-3	W
17	11-14	EDM	8-2	W	45	1-13	VAN	1-0	W	73	3-20	@ PIT	5-2	W
18	11-15	@ PIT	3-2*	OT	46	1-15	@ MTL	2-3	L	74	3-22	FLA	1-0	W
19	11-17	BOS	2-3	L	47	1-16	PHI	2-3	L	75	3-24	OTT	1-2**	OT
20	11-19	@ COL	1-5	L	48	1-17	TOR	7-0	W	76	3-26	@ BOS	1-0	W
21	11-20	@ MIN	5-2	W	49	1-20	@ CAR	1-4	L	77	3-30	@ BUF	0-1	L
22	11-22	CGY	2-1	W	50	1-22	@ ATL	3-2**	OT	78	3-31	@ NYI	2-6	L
23	11-24	@ TBL	3-5	L	51	1-24	@ WSH	2-1**	OT	79	4-3	@ PHI	3-2**	OT
24	11-26	@ FLA	3-0	W	52	1-25	FLA	3-4	L	80	4-4	BOS	5-3	W
25	11-27	@ NSH	2-1**	OT	53	2-1	PIT	3-4**	OT	81	4-7	ATL	0-3	L
26	11-29	PIT	1-3	L	54	2-3	NJ	2-3	L	82	4-9	NJD	5-2	W
27	12-2	@ NYI	6-5	W	55	2-5	@ MTL	0-2	L					
28	12-3	NYI	2-0	W	56	2-7	@ DET	2-3	L					

2011-12					2011-12 (CONT'D)					2011-12 (CONT'D)				
GAME	DATE	OPPONENT	SCORE	RESULT	GAME	DATE	OPPONENT	SCORE	RESULT	GAME	DATE	OPPONENT	SCORE	RESULT
1	10-7	@ LA	2-3*	OT	29	12-15	@ STL	1-4	L	57	2-19	CBJ	3-2*	W
2	10-8	@ ANA	1-2**	OT	30	12-17	@ PHX	3-2	W	58	2-21	@ PIT	0-2	L
3	10-15	@ NYI	2-4	L	31	12-20	@ NJD	4-1	W	59	2-24	@ NYI	3-4**	OT
4	10-18	@ VAN	4-0	W	32	12-22	NYI	4-2	W	60	2-25	BUF	3-2*	W
5	10-20	@ CGY	3-2*	W	33	12-23	PHI	4-2	W	61	2-27	NJD	2-0	W
6	10-22	@ EDM	0-2	L	34	12-26	NYI	3-0	W	62	3-1	@ CAR	3-2	W
7	10-24	@ WPG	2-1	W	35	12-28	@ WSH	1-4	L	63	3-2	@ TBL	3-4*	OT
8	10-27	TOR	2-4	L	36	12-30	@ FLA	4-1	W	64	3-4	BOS	4-3	W
9	10-29	OTT	4-5**	OT	37	1-2	@ PHI	3-2	W	65	3-6	@ NJD	1-4	L
10	10-31	SJ	5-2	W	38	1-5	FLA	3-2*	W	66	3-8	@ OTT	1-4	L
11	11-3	ANA	2-1**	W	39	1-6	@ PIT	3-1	W	67	3-9	@ CHI	3-4	L
12	11-5	MTL	5-3	W	40	1-10	PHX	2-1**	W	68	3-11	NYI	4-3	W
13	11-6	WPG	3-0	W	41	1-12	OTT	0-3	L	69	3-13	CAR	4-2	W
14	11-9	@ OTT	3-2	W	42	1-14	@ TOR	3-0	W	70	3-15	PIT	2-5	L
15	11-11	CAR	4-1	W	43	1-15	@ MTL	1-4	L	71	3-17	COL	1-3	L
16	11-15	@ NYI	5-2	W	44	1-17	NSH	3-0	W	72	3-19	NJD	4-2	W
17	11-19	@ MTL	0-4	L	45	1-19	PIT	1-4	L	73	3-21	DET	2-1*	W
18	11-23	@ FLA	1-2	L	46	1-21	@ BOS	3-2*	W	74	3-23	BUF	1-4	L
19	11-25	@ WSH	6-3	W	47	1-24	WPG	3-0	W	75	3-24	@ TOR	4-3**	W
20	11-26	PHI	2-0	W	48	1-31	@ NJD	3-4**	OT	76	3-27	@ MIN	3-2	W
21	11-29	PIT	4-3	W	49	2-1	@ BUF	1-0**	W	77	3-28	@ WPG	4-2	W
22	12-1	@ CAR	5-3	W	50	2-5	PHI	5-2	W	78	3-30	MTL	4-1	W
23	12-3	@ TBL	4-2	W	51	2-7	NJD	0-1	L	79	4-1	BOS	1-2	L
24	12-5	TOR	2-4	L	52	2-9	TBL	4-3*	W	80	4-3	@ PHI	5-3	W
25	12-8	TBL	2-3**	OT	53	2-11	@ PHI	5-2	W	81	4-5	@ PIT	2-5	L
26	12-10	@ BUF	4-1	W	54	2-12	WSH	3-2	W	82	4-7	WSH	1-4	L
27	12-11	FLA	6-1	W	55	2-14	@ BOS	3-0	W					
28	12-13	DAL	0-1	L	56	2-16	CHI	2-4	L					

2012-13					2012-13 (CONT'D)					2012-13 (CONT'D)				
GAME	DATE	OPPONENT	SCORE	RESULT	GAME	DATE	OPPONENT	SCORE	RESULT	GAME	DATE	OPPONENT	SCORE	RESULT
1	1-19	@ BOS	1-3	L	17	2-23	@ MTL	0-3	L	33	3-28	@ OTT	0-3	L
2	1-20	PIT	3-6	L	18	2-26	WPG	3-4	L	34	3-30	@ MTL	0-3	L
3	1-23	BOS	4-3*	W	19	2-28	TBL	4-1	W	35	4-1	WPG	4-2	W
4	1-24	@ PHI	1-2	L	20	3-3	BUF	3-2**	W	36	4-3	PIT	6-1	W
5	1-26	TOR	5-2	W	21	3-5	PHI	4-2	W	37	4-5	@ PIT	1-2**	OT
6	1-29	PHI	2-1	W	22	3-7	@ NYI	2-1*	W	38	4-6	@ CAR	4-1	W
7	1-31	PIT	0-3	L	23	3-8	OTT	2-3	L	39	4-8	@ TOR	3-4	L
8	2-2	@ TBL	3-2	W	24	3-10	@ WSH	4-1	W	40	4-10	TOR	3-2**	W
9	2-5	@ NJD	1-3	L	25	3-12	@ BUF	1-3	L	41	4-13	@ NYI	1-0*	W
10	2-7	NYI	4-1	W	26	3-14	@ WPG	1-3	L	42	4-16	@ PHI	2-4	L
11	2-10	TBL	5-1	W	27	3-16	@ PIT	0-3	L	43	4-18	FLA	6-1	W
12	2-12	@ BOS	4-3**	W	28	3-18	CAR	2-1**	W	44	4-19	@ BUF	8-4	W
13	2-14	NYI	3-4**	OT	29	3-19	@ NJD	3-2	W	45	4-21	NJD	4-1	W
14	2-17	WSH	2-1	W	30	3-21	FLA	1-3	L	46	4-23	@ FLA	2-3	L
15	2-19	MTL	1-3	L	31	3-24	WSH	2-3**	OT	47	4-25	@ CAR	4-3*	W
16	2-21	@ OTT	2-3**	OT	32	3-26	@ PHI	5-2	W	48	4-27	NJD	4-0	W

\* Overtime

\*\* Shootout

ALL-TIME RESULTS GAME-BY-GAME

2013-14					2013-14 (CONT'D)					2013-14 (CONT'D)				
GAME	DATE	OPPONENT	SCORE	RESULT	GAME	DATE	OPPONENT	SCORE	RESULT	GAME	DATE	OPPONENT	SCORE	RESULT
1	10-3	@ PHX	1-4	L	29	12-5	@ BUF	3-1	W	57	2-4	COL	5-1	W
2	10-7	@ LAK	3-1	W	30	12-7	NJD	3-4*	OT	58	2-6	EDM	1-2	L
3	10-8	@ SJS	2-9	L	31	12-8	WSH	1-4	L	59	2-7	@ PIT	4-3**	W
4	10-10	@ ANA	0-6	L	32	12-10	NSH	1-4	L	60	2-27	CHI	2-1	W
5	10-12	@ STL	3-5	L	33	12-12	CBJ	2-4	L	61	3-1	@ PHI	2-4	L
6	10-16	@ WSH	2-0	W	34	12-15	CGY	4-3**	W	62	3-2	BOS	3-6	L
7	10-19	@ NJD	0-4	L	35	12-18	PIT	3-4**	OT	63	3-5	TOR	2-3*	OT
8	10-24	@ PHI	1-2	L	36	12-20	NYI	3-5	L	64	3-7	@ CAR	4-2	W
9	10-26	@ DET	3-2*	W	37	12-22	MIN	4-1	W	65	3-9	DET	3-0	W
10	10-28	MTL	0-2	L	38	12-23	TOR	2-1**	W	66	3-11	@ CAR	1-3	L
11	10-29	@ NYI	3-2	W	39	12-27	@ WSH	2-3	L	67	3-13	@ MIN	1-2	L
12	10-31	BUF	2-0	W	40	12-29	@ TBL	4-3	W	68	3-14	@ WPG	4-2	W
13	11-2	CAR	5-1	W	41	12-31	@ FLA	2-1**	W	69	3-16	SJS	0-1	L
14	11-4	ANA	1-2	L	42	1-3	@ PIT	2-5	L	70	3-18	@ OTT	8-4	W
15	11-6	PIT	5-1	W	43	1-4	@ TOR	7-1	W	71	3-21	@ CBJ	3-1	W
16	11-7	@ CBJ	4-2	W	44	1-6	CBJ	3-4**	OT	72	3-22	@ NJD	2-0	W
17	11-10	FLA	4-3	W	45	1-8	@ CHI	3-2	W	73	3-24	PHX	4-3*	W
18	11-12	NJD	2-3	L	46	1-10	DAL	3-2	W	74	3-26	PHI	3-1	W
19	11-16	@ MTL	1-0	W	47	1-12	PHI	4-1	W	75	3-28	@ CGY	3-4	L
20	11-17	LAK	0-1	L	48	1-14	TBL	1-2	L	76	3-30	@ EDM	5-0	W
21	11-19	BOS	1-2	L	49	1-16	DET	1-0	W	77	4-1	@ VAN	3-1	W
22	11-21	@ DAL	3-2	W	50	1-18	@ OTT	4-1	W	78	4-3	@ COL	2-3**	OT
23	11-23	@ NSH	2-0	W	51	1-19	WSH	4-1	W	79	4-5	OTT	2-3*	L
24	11-25	@ TBL	0-5	L	52	1-21	NYI	3-5	L	80	4-8	CAR	4-1	W
25	11-27	@ FLA	5-2	W	53	1-23	STL	1-2	L	81	4-10	BUF	2-1	W
26	11-29	@ BOS	5-3	L	54	1-26	@ NJD	7-3	W	82	4-12	@ MTL	0-1*	OT
27	11-30	VAN	2-2	W	55	1-29	@ NYI	2-1	W					
28	12-2	WPG	2-5	L	56	1-31	NYI	4-1	W					

2014-15					2014-15 (CONT'D)					2014-15 (CONT'D)				
GAME	DATE	OPPONENT	SCORE	RESULT	GAME	DATE	OPPONENT	SCORE	RESULT	GAME	DATE	OPPONENT	SCORE	RESULT
1	10-9	@ STL	3-2	W	29	12-16	@ CGY	5-2	W	57	2-20	@ BUF	3-1	W
2	10-11	@ CBJ	2-5	L	30	12-20	@ CAR	3-2**	W	58	2-22	CBJ	4-3**	W
3	10-12	TOR	3-6	L	31	12-21	CAR	1-0	W	59	2-24	CGY	1-0	W
4	10-14	NYI	3-6	L	32	12-23	WSH	4-2	W	60	2-26	ARI	4-3	W
5	10-16	CAR	2-1**	W	33	12-27	NJD	3-1	W	61	2-28	@ PHI	2-4	L
6	10-19	SJS	4-0	W	34	12-29	@ DAL	2-3	L	62	3-2	NSH	4-1	W
7	10-21	@ NJD	4-3*	W	35	12-31	@ FLA	5-2	W	63	3-4	@ DET	1-2*	OT
8	10-25	@ MTL	1-3	L	36	1-3	BUF	6-1	W	64	3-8	@ CHI	1-0*	W
9	10-27	MIN	5-4	W	37	1-7	@ ANA	4-1	W	65	3-10	@ NYI	2-1	W
10	11-1	WPG	0-1**	OT	38	1-8	@ LAK	4-3	W	66	3-11	@ WSH	3-1	W
11	11-3	STL	3-4**	OT	39	1-10	@ SJS	3-1	W	67	3-14	@ BUF	2-0	W
12	11-5	DET	4-3*	W	40	1-13	NYI	0-3	L	68	3-15	FLA	2-1	W
13	11-8	@ TOR	4-5	L	41	1-15	@ BOS	0-3	L	69	3-18	CHI	0-1	L
14	11-9	EDM	1-3	L	42	1-16	@ CBJ	2-1	W	70	3-21	@ CAR	3-2**	W
15	11-11	PIT	5-0	W	43	1-18	@ PIT	5-2	W	71	3-22	ANA	7-2	W
16	11-13	COL	3-4**	OT	44	1-20	OTT	3-2*	W	72	3-24	LAK	2-4	L
17	11-15	@ PIT	2-3**	OT	45	1-27	@ NYI	1-4	L	73	3-26	@ OTT	5-1	W
18	11-17	TBL	1-5	L	46	1-29	MTL	0-1	L	74	3-28	@ BOS	2-4	L
19	11-19	PHI	2-0	W	47	1-31	CAR	4-1	W	75	3-29	WSH	2-5	L
20	11-23	MTL	5-0	W	48	2-2	FLA	6-3	W	76	3-31	@ WPG	3-2	W
21	11-26	@ TBL	3-4	L	49	2-4	BOS	3-2	W	77	4-2	@ MIN	3-2	W
22	11-28	@ PHI	3-0	W	50	2-7	@ NSH	2-3	L	78	4-4	NJD	6-1	W
23	11-29	PHI	5-2	W	51	2-8	DAL	2-3*	OT	79	4-6	CBJ	4-3*	W
24	12-1	TBL	3-6	L	52	2-10	@ TOR	5-4	W	80	4-7	@ NJD	4-2	W
25	12-6	@ DET	2-3	L	53	2-12	@ COL	6-3	W	81	4-9	OTT	0-3	L
26	12-8	PIT	4-3*	W	54	2-14	@ ARI	5-1	W	82	4-11	@ WSH	4-2	W
27	12-13	@ VAN	5-1	W	55	2-16	@ NYI	6-5	W					
28	12-14	@ EDM	2-0	W	56	2-19	VAN	4-5**	OT					

2015-16					2015-16 (CONT'D)					2015-16 (CONT'D)				
GAME	DATE	OPPONENT	SCORE	RESULT	GAME	DATE	OPPONENT	SCORE	RESULT	GAME	DATE	OPPONENT	SCORE	RESULT
1	10-7	@ CHI	3-2	W	29	12-9	@ VAN	1-2	L	57	2-17	CHI	3-5	L
2	10-9	@ CBJ	4-2	W	30	12-11	@ EDM	5-7	L	58	2-18	@ TOR	4-2	W
3	10-10	CBJ	5-2	W	31	12-12	@ CGY	4-5*	OT	59	2-21	DET	1-0*	W
4	10-13	WPG	1-4	L	32	12-15	EDM	4-2	W	60	2-23	@ NJD	2-5	L
5	10-15	@ MTL	0-3	L	33	12-17	@ MIN	2-5	L	61	2-25	@ STL	2-1	W
6	10-18	NJD	1-2*	OT	34	12-18	@ WPG	2-5	L	62	2-27	@ DAL	3-2	W
7	10-19	SJS	4-0	W	35	12-20	WSH	3-7	L	63	2-29	CBJ	2-1	W
8	10-22	ARI	4-1	W	36	12-22	ANA	3-2*	W	64	3-3	@ PIT	1-4	L
9	10-24	@ PHI	2-3**	OT	37	12-28	@ NSH	3-5	L	65	3-4	@ WSH	3-2	W
10	10-25	CGY	4-1	W	38	12-30	@ TBL	5-2	W	66	3-6	NYI	4-6	L
11	10-30	TOR	3-1	W	39	1-2	@ FLA	0-3	L	67	3-8	@ BUF	4-2	W
12	11-3	WSH	5-2	W	40	1-5	DAL	6-2	W	68	3-12	@ DET	2-3*	OT
13	11-6	@ COL	2-1	W	41	1-9	WSH	3-4*	OT	69	3-13	PIT	3-5	L
14	11-7	@ ARI	4-1	W	42	1-11	BOS	2-1	W	70	3-16	@ ANA	2-1	W
15	11-10	CAR	3-0	W	43	1-14	@ NYI	1-3	L	71	3-17	@ LAK	3-4*	OT
16	11-12	STL	6-3	W	44	1-16	@ PHI	3-2**	W	72	3-19	@ SJS	1-4	L
17	11-14	@ OTT	2-1**	W	45	1-17	@ WSH	2-5	L	73	3-21	FLA	4-2	W
18	11-15	TOR	4-3	W	46	1-19	VAN	3-2*	W	74	3-23	BOS	5-2	W
19	11-19	@ TBL	1-2	L	47	1-22	@ CAR	4-1	W	75	3-26	@ MTL	5-2	W
20	11-21	@ FLA	5-4*	W	48	1-24	@ OTT	0-3	L	76	3-27	PIT	2-3*	OT
21	11-23	NSH	3-0	W	49	1-25	BUF	6-3	W	77	3-31	@ CAR	3-4	L
22	11-25	MTL	1-5	L	50	2-2	@ NJD	2-3	L	78	4-2	BUF	3-4	L
23	11-27	@ BOS	3-4	L	51	2-4	MIN	4-2	W	79	4-4	@ CBJ	4-2	W
24	11-28	PHI	0-3	L	52	2-6	@ PHI	3-2**	W	80	4-5	TBL	3-2	W
25	11-30	CAR	4-3	W	53	2-8	NJD	2-1	W	81	4-7	NYI	1-4	L
26	12-2	@ NYI	1-2**	OT	54	2-10	@ PIT	3-0	W	82	4-9	DET	3-2	W
27	12-3	COL	1-2	L	55	2-12	LAK	4-5*	OT					
28	12-6	OTT	4-1	W	56	2-14	PHI	3-1	W					

\* Overtime  
\*\* Shootout

ALL-TIME RESULTS GAME-BY-GAME

2016-17					2016-17 (CONT'D)					2016-17 (CONT'D)				
GAME	DATE	OPPONENT	SCORE	RESULT	GAME	DATE	OPPONENT	SCORE	RESULT	GAME	DATE	OPPONENT	SCORE	RESULT
1	10-13	NYI	5-3	W	29	12-9	@ CHI	1-0*	W	57	2-16	@ NYI	2-1	L
2	10-15	@ STL	2-3	L	30	12-11	NJD	5-0	W	58	2-19	WSH	2-1	W
3	10-17	SJS	7-4	W	31	12-13	CHI	1-2	L	59	2-21	MTL	2-3**	OT
4	10-19	DET	1-2	L	32	12-15	@ DAL	2-0	W	60	2-23	@ TOR	2-1**	W
5	10-22	@ WSH	4-2	W	33	12-17	@ NSH	2-1**	W	61	2-25	@ NJD	4-3*	W
6	10-23	ARI	3-2	W	34	12-18	NJD	3-2**	W	62	2-26	CBJ	2-5	L
7	10-26	BOS	5-2	W	35	12-20	@ PIT	2-7	L	63	2-28	WSH	1-4	L
8	10-28	@ CAR	2-3	L	36	12-23	MIN	4-7	L	64	3-2	@ BOS	2-1	W
9	10-30	TBL	6-1	W	37	12-27	OTT	4-3	W	65	3-4	MTL	1-4	L
10	11-1	STL	5-0	W	38	12-29	@ ARI	6-3	W	66	3-6	@ TBL	1-0*	W
11	11-3	EDM	5-3	W	39	12-31	@ COL	6-2	W	67	3-7	@ FLA	5-2	W
12	11-5	@ BOS	5-2	W	40	1-3	BUF	1-4	L	68	3-9	@ CAR	3-4	L
13	11-6	WPG	5-2	W	41	1-4	@ PHI	5-2	W	69	3-12	@ DET	4-1	W
14	11-8	VAN	3-5	L	42	1-7	@ CBJ	5-4	W	70	3-13	TBL	2-3	L
15	11-12	@ CGY	4-1	W	43	1-13	TOR	2-4	L	71	3-17	FLA	3-4**	OT
16	11-13	@ EDM	3-1	W	44	1-14	@ MTL	4-5	L	72	3-18	@ MIN	3-2	W
17	11-15	@ VAN	7-2	W	45	1-17	DAL	6-7	L	73	3-21	@ NJD	2-3*	OT
18	11-18	@ CBJ	2-4	L	46	1-19	@ TOR	5-2	W	74	3-22	NYI	2-3	L
19	11-20	FLA	2-3**	OT	47	1-22	@ DET	1-0*	W	75	3-25	@ LAK	3-0	W
20	11-21	@ PIT	5-2	W	48	1-23	LAK	3-2	W	76	3-26	@ ANA	3-6	L
21	11-23	PIT	1-6	L	49	1-25	PHI	0-2	L	77	3-28	@ SJS	4-5*	OT
22	11-25	@ PHI	3-2	W	50	1-31	CBJ	4-6	L	78	3-31	PIT	3-4**	OT
23	11-27	OTT	0-2	L	51	2-2	@ BUF	2-1*	W	79	4-2	PHI	4-3	W
24	11-29	CAR	3-2	W	52	2-5	CGY	4-3	W	80	4-5	@ WSH	0-2	L
25	12-1	@ BUF	3-4	L	53	2-7	ANA	4-1	W	81	4-8	@ OTT	1-3	L
26	12-3	CAR	4-2	W	54	2-9	NSH	4-3	W	82	4-9	PIT	3-2	W
27	12-6	@ NYI	2-4	L	55	2-11	COL	4-2	W					
28	12-8	@ WPG	2-1	W	56	2-13	@ CBJ	3-2	W					

2017-18					2017-18 (CONT'D)					2017-18 (CONT'D)				
GAME	DATE	OPPONENT	SCORE	RESULT	GAME	DATE	OPPONENT	SCORE	RESULT	GAME	DATE	OPPONENT	SCORE	RESULT
1	10-5	COL	2-4	L	29	12-9	NJD	5-2	W	57	2-13	@ MIN	2-3	L
2	10-7	@ TOR	5-8	L	30	12-11	DAL	1-2**	OT	58	2-15	@ NYI	0-3	L
3	10-8	MTL	2-0	W	31	12-13	@ OTT	2-3	L	59	2-17	@ OTT	3-6	L
4	10-10	STL	1-3	L	32	12-15	LAK	4-2	W	60	2-18	PHI	4-7	L
5	10-13	@ CBJ	1-3	L	33	12-16	@ BOS	3-2*	W	61	2-22	@ MTL	1-3	L
6	10-14	NJD	2-3	L	34	12-19	ANA	4-1	W	62	2-23	MIN	1-4	L
7	10-17	PIT	4-5*	OT	35	12-21	@ NJD	3-4**	OT	63	2-25	DET	2-3*	OT
8	10-19	NYI	3-4**	OT	36	12-23	TOR	2-3	L	64	2-28	@ VAN	6-5*	W
9	10-21	NSH	4-2	W	37	12-27	WSH	1-0**	W	65	3-2	@ CGY	3-1	W
10	10-23	SJS	1-4	L	38	12-29	@ DET	2-3**	OT	66	3-3	@ EDM	3-2	W
11	10-26	ARI	5-2	W	39	1-1	@ BUF	3-2*	W	67	3-6	WPG	0-3	L
12	10-28	@ MTL	4-5	L	40	1-3	CHI	2-5	L	68	3-8	@ TBL	3-5	L
13	10-31	VGK	6-4	W	41	1-6	@ ARI	2-1**	W	69	3-10	@ FLA	3-4**	OT
14	11-2	@ TBL	2-1*	W	42	1-7	@ VGK	1-2	L	70	3-12	CAR	6-3	W
15	11-4	@ FLA	5-4*	W	43	1-13	NYI	2-7	L	71	3-14	PIT	4-3*	W
16	11-6	CBJ	5-3	W	44	1-14	@ PIT	2-5	L	72	3-17	@ STL	3-4*	OT
17	11-8	BOS	4-2	W	45	1-16	PHI	5-1	W	73	3-20	CBJ	3-5	L
18	11-11	EDM	4-2	W	46	1-18	BUF	4-3	W	74	3-22	@ PHI	3-4	L
19	11-15	@ CHI	3-6	L	47	1-20	@ COL	1-3	L	75	3-24	BUF	5-1	W
20	11-17	@ CBJ	0-2	L	48	1-21	@ LAK	2-4	L	76	3-26	WSH	2-4	L
21	11-19	OTT	3-0	W	49	1-23	@ ANA	3-6	L	77	3-28	@ WSH	2-3*	OT
22	11-22	@ CAR	6-1	W	50	1-25	@ SJS	6-5	W	78	3-30	TBL	3-7	L
23	11-24	DET	2-1*	W	51	2-1	TOR	0-4	L	79	3-31	@ CAR	2-1	W
24	11-26	VAN	4-3**	W	52	2-3	@ NSH	2-5	L	80	4-3	@ NJD	2-5	L
25	11-28	FLA	4-5	L	53	2-5	@ DAL	1-2	L	81	4-5	@ NYI	1-2	L
26	12-1	CAR	5-1	W	54	2-7	BOS	1-6	L	82	4-7	@ PHI	0-5	L
27	12-5	@ PIT	4-3	W	55	2-9	CGY	4-3	W					
28	12-8	@ WSH	2-4	L	56	2-11	@ WPG	3-1	W					

2018-19					2018-19 (CONT'D)					2018-19 (CONT'D)				
GAME	DATE	OPPONENT	SCORE	RESULT	GAME	DATE	OPPONENT	SCORE	RESULT	GAME	DATE	OPPONENT	SCORE	RESULT
1	10-4	NSH	2-3	L	29	12-8	@ FLA	5-4**	W	57	2-15	@ BUF	6-2	W
2	10-6	@ BUF	1-3	L	30	12-10	@ TBL	3-6	L	58	2-17	@ PIT	5-6	L
3	10-7	@ CAR	5-8	L	31	12-14	ARI	3-4*	OT	59	2-19	@ CAR	2-1	W
4	10-11	SJS	3-2*	W	32	12-16	VGK	3-4*	OT	60	2-21	MIN	1-4	L
5	10-13	EDM	1-2	L	33	12-18	ANA	3-1	W	61	2-23	NJD	5-2	W
6	10-16	COL	3-2**	W	34	12-22	@ TOR	3-5	L	62	2-24	@ WSH	5-6*	OT
7	10-17	@ WSH	3-4*	OT	35	12-23	PHI	2-3**	OT	63	2-27	TBL	3-4*	OT
8	10-21	CGY	1-4	L	36	12-27	CBJ	3-4*	OT	64	3-1	MTL	2-4	L
9	10-23	FLA	5-2	W	37	12-29	@ NSH	4-3	W	65	3-3	WSH	2-3**	OT
10	10-25	@ CHI	1-4	L	38	12-31	@ STL	2-1	W	66	3-5	@ DAL	0-1	L
11	10-28	@ LAK	3-4	L	39	1-2	PIT	2-7	L	67	3-7	@ DET	2-3**	OT
12	10-30	@ SJS	4-3**	W	40	1-4	@ COL	1-6	L	68	3-9	NJD	4-2	W
13	11-1	@ ANA	3-2**	W	41	1-6	@ ARI	0-5	L	69	3-11	@ EDM	2-3*	OT
14	11-4	BUF	3-1	W	42	1-8	@ VGK	2-4	L	70	3-13	@ VAN	1-4	L
15	11-6	MTL	5-3	W	43	1-10	NYI	3-4	L	71	3-15	@ CGY	1-5	L
16	11-9	@ DET	2-3*	OT	44	1-12	@ NYI	2-1	W	72	3-16	@ MIN	2-5	L
17	11-10	@ CBJ	5-4**	W	45	1-13	@ CBJ	5-7	L	73	3-19	DET	2-3	L
18	11-12	VAN	2-1	W	46	1-15	CAR	6-2	W	74	3-23	@ TOR	2-1*	W
19	11-15	@ NYI	5-7	L	47	1-17	CHI	4-3	W	75	3-25	PIT	2-5	L
20	11-17	FLA	4-2	W	48	1-19	@ BOS	3-2	W	76	3-27	@ BOS	3-6	L
21	11-19	DAL	2-1	W	49	1-29	PHI	0-1	L	77	3-29	STL	4-2	W
22	11-21	NYI	5-0	W	50	1-31	@ NJD	4-3	W	78	3-31	@ PHI	3-0	W
23	11-23	@ PHI	0-4	L	51	2-2	TBL	2-3	L	79	4-1	@ NJD	2-4	L
24	11-24	WSH	3-5	L	52	2-4	LAK	3-4*	OT	80	4-3	OTT	1-4	L
25	11-26	OTT	4-2	W	53	2-6	BOS	4-3**	W	81	4-5	CBJ	2-3**	OT
26	11-29	@ OTT	0-3	L	54	2-8	CAR	0-3	L	82	4-6	@ PIT	4-3*	W
27	12-1	@ MTL	2-5	L	55	2-10	TOR	4-1	W					
28	12-2	WPG	3-4**	OT	56	2-12	@ WPG	3-4	L					

\* Overtime  
\*\* Shootout



ALL-TIME RESULTS GAME-BY-GAME

2019-20					2019-20 (CONT'D)					2019-20 (CONT'D)				
GAME	DATE	OPPONENT	SCORE	RESULT	GAME	DATE	OPPONENT	SCORE	RESULT	GAME	DATE	OPPONENT	SCORE	RESULT
1	10-3	WPG	6-4	W	25	11-30	@ NJD	4-0	W	49	1-31	DET	4-2	W
2	10-5	@ OTT	4-1	W	26	12-2	VGK	1-4	L	50	2-1	@ DET	1-0	W
3	10-12	EDM	1-4	L	27	12-5	@ CBJ	3-2	W	51	2-3	DAL	3-5	L
4	10-17	@ NJD	2-5	L	28	12-6	MTL	1-2	L	52	2-5	TOR	5-3	W
5	10-18	@ WSH	2-5	L	29	12-8	@ VGK	5-0	W	53	2-7	BUF	2-3	L
6	10-20	VAN	2-3	L	30	12-10	@ LAK	1-3	L	54	2-9	LAK	4-1	W
7	10-22	ARI	2-3*	OT	31	12-12	@ SJS	6-3	W	55	2-11	@ WPG	4-1	W
8	10-24	BUF	6-2	W	32	12-14	@ ANA	3-4**	OT	56	2-13	@ MIN	4-3**	W
9	10-27	BOS	4-7	L	33	12-16	NSH	2-5	L	57	2-14	@ CBJ	3-1	W
10	10-29	TBL	4-1	W	34	12-20	TOR	3-6	L	58	2-16	BOS	1-3	L
11	11-2	@ NSH	2-1	W	35	12-22	ANA	5-1	W	59	2-19	@ CHI	6-3	W
12	11-4	OTT	2-6	L	36	12-23	@ PHI	1-5	L	60	2-21	@ CAR	5-2	W
13	11-6	DET	5-1	W	37	12-27	CAR	5-3	W	61	2-22	SJS	3-2	W
14	11-7	@ CAR	4-2	W	38	12-28	@ TOR	5-4*	W	62	2-25	@ NYI	4-3*	W
15	11-10	FLA	5-6**	OT	39	12-31	@ EDM	5-7	L	63	2-27	@ MTL	5-2	W
16	11-12	PIT	3-2*	W	40	1-2	@ CGY	3-4	L	64	2-28	@ PHI	2-5	L
17	11-14	@ TBL	3-9	L	41	1-4	@ VAN	1-2	L	65	3-1	PHI	3-5	L
18	11-16	@ FLA	3-4	L	42	1-7	COL	5-3	W	66	3-3	STL	1-3	L
19	11-20	WSH	4-1	W	43	1-9	NJD	6-3	W	67	3-5	WSH	6-5*	W
20	11-22	@ OTT	1-4	L	44	1-11	@ STL	2-5	L	68	3-7	NJD	4-6	L
21	11-23	@ MTL	6-5	W	45	1-13	NYI	6-2	W	69	3-10	@ DAL	4-2	W
22	11-25	MIN	3-2*	W	46	1-16	@ NYI	3-2	W	70	3-11	@ COL	2-3*	OT
23	11-27	CAR	3-2	W	47	1-19	CBJ	1-2	L					
24	11-29	@ BOS	2-3*	OT	48	1-21	NYI	2-4	L					

2020-21					2020-21 (CONT'D)					2020-21 (CONT'D)				
GAME	DATE	OPPONENT	SCORE	RESULT	GAME	DATE	OPPONENT	SCORE	RESULT	GAME	DATE	OPPONENT	SCORE	RESULT
1	1-14	NYI	0-4	L	20	3-2	BUF	3-2	W	39	4-8	PIT	2-5	L
2	1-16	NYI	5-0	W	21	3-4	@ NJD	6-1	W	40	4-9	@ NYI	4-1	W
3	1-19	NJD	3-4	L	22	3-6	@ NJD	6-3	W	41	4-11	@ NYI	2-3*	OT
4	1-22	@ PIT	3-4**	OT	23	3-7	@ PIT	1-5	L	42	4-13	@ NJD	3-0	W
5	1-24	@ PIT	2-3	L	24	3-9	@ PIT	2-4	L	43	4-15	NJD	4-0	W
6	1-26	@ BUF	2-3	L	25	3-11	@ BOS	0-4	L	44	4-17	NJD	6-3	W
7	1-28	@ BUF	3-2*	W	26	3-13	@ BOS	4-0	W	45	4-18	@ NJD	5-3	W
8	1-30	PIT	4-5*	OT	27	3-15	PHI	4-5*	OT	46	4-20	@ NYI	1-6	L
9	2-1	PIT	3-1	W	28	3-17	PHI	9-0	W	47	4-22	PHI	2-3	L
10	2-4	WSH	4-2	W	29	3-19	@ WSH	1-2	L	48	4-23	PHI	4-1	W
11	2-8	NYI	0-2	L	30	3-20	@ WSH	1-1	W	49	4-25	BUF	6-3	W
12	2-10	BOS	2-3*	OT	31	3-22	BUF	5-3	W	50	4-27	BUF	3-1	W
13	2-12	BOS	0-1	L	32	3-25	@ PHI	8-3	W	51	4-29	NYI	0-4	L
14	2-16	NJD	2-5	L	33	3-27	@ PHI	1-2	L	52	5-1	@ NYI	0-3	L
15	2-18	@ PHI	3-2**	W	34	3-28	@ WSH	4-5	L	53	5-3	WSH	3-6	L
16	2-20	@ WSH	4-1	W	35	3-30	WSH	5-2	W	54	5-5	WSH	2-4	L
17	2-24	@ PHI	3-4	L	36	4-1	@ BUF	3-2*	W	55	5-6	@ BOS	0-4	L
18	2-26	BOS	6-2	W	37	4-3	@ BUF	2-3**	OT	56	5-8	@ BOS	5-4	W
19	2-28	BOS	1-4	L	38	4-6	PIT	8-4	W					

2021-22					2021-22 (CONT'D)					2021-22 (CONT'D)				
GAME	DATE	OPPONENT	SCORE	RESULT	GAME	DATE	OPPONENT	SCORE	RESULT	GAME	DATE	OPPONENT	SCORE	RESULT
1	10-13	@ WSH	1-5	L	29	12-15	@ ARI	3-2	W	57	3-8	@ MIN	2-5	L
2	10-14	DAL	2-3*	L	30	12-17	VGK	2-3**	L	58	3-10	@ STL	2-6	L
3	10-16	@ MTL	3-1	W	31	12-19	@ FLA	3-4	L	59	3-12	@ DAL	7-4	W
4	10-18	@ TOR	2-1*	W	32	12-31	@ TBL	4-3**	W	60	3-15	ANA	4-3*	W
5	10-21	@ NSH	3-1	W	33	1-2	TBL	4-0	W	61	3-17	NYI	1-2	L
6	10-23	@ OTT	3-2	W	34	1-3	EDM	4-1	W	62	3-19	@ TBL	2-1	W
7	10-25	CGY	1-5	L	35	1-6	@ VGK	1-5	L	63	3-20	@ CAR	2-0	W
8	10-29	CBJ	4-0	W	36	1-8	@ ANA	4-1	W	64	3-22	@ NJD	4-7	L
9	10-31	@ SEA	3-1	W	37	1-10	@ LAK	1-3	L	65	3-25	PIT	5-1	W
10	11-2	@ VAN	2-3*	L	38	1-13	@ SJS	3-0	W	66	3-27	BUF	5-4*	W
11	11-5	@ EDM	5-6*	L	39	1-15	@ PHI	3-2	W	67	3-29	@ PIT	3-2	W
12	11-6	@ CGY	0-6	L	40	1-19	TOR	6-3	W	68	3-30	@ DET	5-4*	W
13	11-8	FLA	4-3	W	41	1-21	@ CAR	3-6	L	69	4-1	NYI	0-3	L
14	11-13	@ CBJ	5-3	W	42	1-22	ARI	7-3	W	70	4-3	PHI	3-4**	L
15	11-14	NJD	4-3**	W	43	1-24	LAK	3-2**	W	71	4-5	@ NJD	3-1	W
16	11-16	MTL	3-2	W	44	1-27	@ CBJ	3-5	L	72	4-7	PIT	3-0	W
17	11-18	@ TOR	1-2	L	45	1-28	MIN	2-3	L	73	4-9	OTT	5-1	W
18	11-21	BUF	5-4	W	46	1-30	SEA	3-2	W	74	4-12	CAR	2-4	L
19	11-24	@ NYI	4-1	W	47	2-1	FLA	5-2	W	75	4-13	@ PHI	4-0	W
20	11-26	@ BOS	5-2	W	48	2-15	BOS	2-1**	W	76	4-16	DET	4-0	W
21	12-1	PHI	4-1	W	49	2-17	DET	2-3**	L	77	4-19	WPG	3-0	W
22	12-3	SJS	1-0	W	50	2-20	@ OTT	2-1	W	78	4-21	@ NYI	6-3	W
23	12-4	CHI	3-2	W	51	2-24	WSH	4-1	W	79	4-23	@ BOS	1-3	L
24	12-7	@ CHI	6-2	W	52	2-26	@ PIT	0-1	L	80	4-26	CAR	3-4	L
25	12-8	COL	3-7	L	53	2-27	VAN	2-5	L	81	4-27	MTL	3-4	L
26	12-10	@ BUF	2-1	W	54	3-2	STL	5-3	W	82	4-29	WSH	3-2	W
27	12-12	NSH	0-1	L	55	3-4	NJD	3-1	W					
28	12-14	@ COL	2-4	L	56	3-6	@ WPG	4-1	W					

\* Overtime  
\*\* Shootout

## ALL-TIME RESULTS GAME-BY-GAME

2022-23					2022-23 (CONT'D)					2022-23 (CONT'D)				
GAME	DATE	OPPONENT	SCORE	RESULT	GAME	DATE	OPPONENT	SCORE	RESULT	GAME	DATE	OPPONENT	SCORE	RESULT
1	10-11	TBL	3-1	W	29	12-9	@COL	2-1**	W	57	2-20	WPG	1-4	L
2	10-13	@MIN	7-3	W	30	12-12	NJD	4-3*	W	58	2-23	@DET	1-4	L
3	10-14	@WPG	1-4	L	31	12-15	TOR	3-1	W	59	2-25	@WSH	3-6	L
4	10-17	ANA	6-4	W	32	12-17	@PHI	6-3	W	60	2-26	LAK	5-2	W
5	10-20	SJS	2-3*	L	33	12-18	@CHI	7-1	W	61	3-1	@PHI	3-2*	W
6	10-23	CBJ	1-5	L	34	12-20	@PIT	2-3	L	62	3-2	OTT	3-5	L
7	10-25	COL	2-3**	L	35	12-22	NYI	5-3	W	63	3-4	@BOS	2-4	L
8	10-26	@NYI	0-3	L	36	12-27	WSH	0-4	L	64	3-9	@MTL	4-3**	W
9	10-29	@DAL	6-3	W	37	12-29	@TBL	1-2**	L	65	3-11	@BUF	2-1*	W
10	10-30	@ARI	3-2	W	38	1-1	@FLA	5-3	W	66	3-12	@PIT	2-3*	L
11	11-1	PHI	1-0*	W	39	1-3	CAR	5-3	W	67	3-14	WSH	5-3	W
12	11-3	BOS	2-5	L	40	1-5	@MTL	4-1	W	68	3-16	PIT	4-2	W
13	11-6	DET	2-3*	L	41	1-7	@NJD	3-4*	L	69	3-18	PIT	6-0	W
14	11-8	NYI	3-4	L	42	1-10	MIN	4-3**	W	70	3-19	NSH	7-0	W
15	11-10	@DET	8-2	W	43	1-12	DAL	2-1*	W	71	3-21	CAR	2-3	L
16	11-12	@NSH	1-2	L	44	1-15	MTL	1-2	L	72	3-23	@CAR	2-1	W
17	11-13	ARI	4-1	W	45	1-16	@CBJ	3-1	W	73	3-25	@FLA	4-3	W
18	11-17	@SEA	2-3*	L	46	1-19	BOS	1-3	L	74	3-28	CBJ	6-2	W
19	11-19	@SJS	2-1	W	47	1-23	FLA	6-2	W	75	3-30	@NJD	1-2	L
20	11-22	@LAK	5-3	W	48	1-25	@TOR	2-3*	L	76	3-31	@BUF	2-3*	L
21	11-23	@ANA	2-3	L	49	1-27	VGK	4-1	W	77	4-2	@WSH	5-2	W
22	11-26	EDM	3-4	L	50	2-6	CGY	5-4*	W	78	4-5	TBL	6-3	W
23	11-28	NJD	3-5	L	51	2-8	VAN	4-3	W	79	4-6	@STL	2-3*	L
24	11-30	@OTT	3-1	W	52	2-10	SEA	6-3	W	80	4-8	@CBJ	4-0	W
25	12-2	OTT	2-3*	L	53	2-11	@CAR	6-2	W	81	4-10	BUF	2-3**	L
26	12-3	CHI	2-5	L	54	2-15	@VAN	6-4	W	82	4-13	TOR	2-3	L
27	12-5	STL	6-4	W	55	2-17	@EDM	5-4**	W					
28	12-7	@VGK	5-1	W	56	2-18	@CGY	2-3*	L					

\* Overtime

\*\* Shootout

## ALL-TIME TRANSACTIONS

Transactions listed here involve only direct trades with other teams that include players who played at least one NHL game with the Rangers, NHL Entry Draft Picks, or players who began their careers in the Rangers organization and made their NHL debut with another team. Also listed are NHL roster players obtained or lost on waivers, as well as players who joined or left the Rangers organization through the Inter-league, Intra-league, Dispersal, Expansion or Waiver Drafts, and players who signed as undrafted or unrestricted free agents and later played at least one NHL game for the Rangers.

### 1926-27 SEASON

Aug. 14, 1926 -	Clarence "Taffy" Abel signed as free agent.
Sept. 2, 1926 -	Lorne Chabot, Ivan "Ching" Johnson, Murray Murdoch, Melville "Sparky" Vail, and Frank Waite signed as free agents.
Sept. 28, 1926 -	Cash to Vancouver (WHL) for Frank Boucher.
Oct. 9, 1926 -	Cash to Vancouver (WHL) for Reg Mackey.
Oct. 12, 1926 -	Paul Thompson signed as free agent.
Oct. 19, 1926 -	Cash to Edmonton (WHL) for Leroy Goldsworthy.
Oct. 25, 1926 -	Cash to Vancouver (WHL) for Ollie Reinikka.
Oct. 27, 1926 -	Cash to Calgary (WHL) for Hal Winkler.
Nov. 3, 1926 -	Cash to Saskatoon (WHL) for Bill Cook and Fred "Burr" Cook.
Nov. 9, 1926 -	Bill Boyd, Patsy Callighen, and Bud Maracle signed as free agents.
Nov. 23, 1926 -	Stan Brown signed as free agent.
Jan. 17, 1927 -	Hal Winkler to Boston for cash.
Jan. 24, 1927 -	Cash to Toronto for Leo Bourgeault.

### 1927-28 SEASON

Aug. 22, 1927 -	Alex "Peanuts" Gray signed as free agent.
Oct. 1, 1927 -	Eric Pettinger to Toronto as compensation for the September signing of Harry "Yip" Foster, a restricted free agent whose territorial rights had been held by Maple Leafs.
Oct. 10, 1927 -	Stan Brown to Detroit for Harry Meeking and Archie Briden.
Oct. 13, 1927 -	Cash to N.Y. Americans for Laurie Scott.
Nov. 8, 1927 -	Reg Mackey to Boston (Can-Am) for cash.
Nov. 11, 1927 -	Ollie Reinikka to Stratford (Can-Pro) for cash.
April 10, 1928 -	Cash to N.Y. Americans for loan of Joe Miller for remainder of season.

### 1928-29 SEASON

May 14, 1928 -	Andy Aitkenhead claimed from Saskatoon (PCHL) and Gene Carrigan claimed from Hollywood (Cal-Pro) in Interleague Draft.
July 17, 1928 -	Alex "Peanuts" Gray and cash to Toronto for Butch Keeling.
Oct. 1, 1928 -	Myles Lane signed as free agent.
Oct. 16, 1928 -	Art Chapman, Abbie Cox and Frank Waite to Providence (Can-Am) for cash.
Oct. 18, 1928 -	Lorne Chabot and cash to Toronto for John Ross Roach.
Dec. 12, 1928 -	Cash to Montreal Maroons for Russ Oatman.
Jan. 21, 1929 -	Myles Lane to Boston for cash.
Feb. 14, 1929 -	Cash to Montreal for loan of Gerry "Stub" Carson for remainder of season.
April 15, 1929 -	Clarence "Taffy" Abel to Chicago for cash.

### 1929-30 SEASON

May 13, 1929 -	Leo Quenneville claimed from Newark (Can-Am) in Interleague Draft. Bill Boyd assigned to Springfield (Can-Am) roster and claimed by N.Y. Americans in Interleague Draft.
Oct. 8, 1929 -	Andy Aitkenhead to Portland (PCHL) for cash.
Oct. 18, 1929 -	Laurie Scott to Duluth (AHA) for cash.
Oct. 30, 1929 -	Russ Oatman to Hamilton (IHL) for cash.
Dec. 10, 1929 -	Orville "Obs" Heximer signed as free agent.
Jan. 8, 1930 -	Ralph Taylor claimed off waivers from Chicago.
Feb. 6, 1930 -	Cash to N.Y. Americans for Leo Reise.
Feb. 14, 1930 -	Harry "Yip" Foster and cash to Boston (Can-Am) for Bill Regan.
Feb. 17, 1930 -	Cash to Philadelphia (Can-Am) for Frank Peters.

### 1930-31 SEASON

May 6, 1930 -	Cash to Vancouver (PCHL) for Jack "Red" Beattie and Joe Jerwa.
Sept. 11, 1930 -	Cash to London (IHL) for Eddie Rodden. Cash to Boston (Can-Am) for Frank Waite.
Oct. 14, 1930 -	Leo Quenneville to London (IHL) for cash.
Oct. 22, 1930 -	Leo Reise Sr. to London (IHL) for cash.
Oct. 27, 1930 -	Ralph Taylor to Chicago (AHA) for cash. Sparky Vail to Providence (Can-Am) for cash.
Oct. 29, 1930 -	Leroy Goldsworthy to London (IHL) for cash. Gord Pettinger signed as free agent.
Dec. 7, 1930 -	Leo Bourgeault to Ottawa for cash.
Dec. 12, 1930 -	Jack "Red" Beattie to Boston to resolve territorial dispute over signing of Beattie and Joe Jerwa on May 6, 1930, because Boston claimed rights to both players. Rangers allowed to retain Jerwa.
Jan. 1, 1931 -	Cecil Dillon called up from Springfield and signed to first NHL contract.
Jan. 3, 1931 -	Eddie Rodden to Pittsburgh (IHL) for cash. Cash to Vancouver (PCHL) for Sam McAdam. Cash to Tacoma (PCHL) for Ernest Kenny.

## ALL-TIME TRANSACTIONS

### 1931-32 SEASON

April 19, 1931 –	Cash to Portland (PCHL) for Andy Aitkenhead.
May 9, 1931 –	Earl Seibert and Ott Heller called up from Springfield and signed to first NHL contracts.
Aug. 20, 1931 –	Joe Jerwa and cash to Boston for Norm “Dutch” Gainor and Ossie Asmundson.
Sept. 27, 1931 –	Paul Thompson to Chicago for Art Somers and Vic Desjardins. Cliff Barton, Jim Jarvis, and Hib Milks claimed from Philadelphia in Dispersal Draft.
Oct. 19, 1931 –	Frank Peters to Detroit for cash.
Oct. 21, 1931 –	Frank Waite to Syracuse (IAHL) for cash.
Oct. 27, 1931 –	Gene Carrigan to Chicago for cash.

### 1932-33 SEASON

July 20, 1932 –	Cash to Montreal Maroons for Babe Siebert.
Aug. 22, 1932 –	Orville “Obs” Heximer to Boston for cash.
Oct. 4, 1932 –	Lorne Carr and cash to Buffalo (IHL) for Carl Voss.
Oct. 13, 1932 –	Clint Smith signed as free agent.
Oct. 25, 1932 –	John Ross Roach to Detroit for cash.
Dec. 11, 1932 –	Carl Voss to Detroit for cash.
Dec. 18, 1932 –	Norm “Dutch” Gainor to Ottawa for cash. Russ Blinco to Montreal Maroons for cash.
March 9, 1933 –	Cash to Vancouver (WCHL) for Jean Pusie.

### 1933-34 SEASON

April 8, 1933 –	Cash to Buffalo (IHL) for Lorne Carr.
Oct. 11, 1933 –	Gord Pettinger to Detroit for cash.
Dec. 18, 1933 –	Babe Siebert to Boston for Vic Ripley and Roy Burmeister.
Jan. 3, 1934 –	Cash to N.Y. Americans for Duke Dutkowski.
Jan. 30, 1934 –	Lorne Carr to Syracuse (IHL) for cash.
Feb. 3, 1934 –	Danny Cox signed as free agent.

### 1934-35 SEASON

April 11, 1934 –	Cash to Toronto for Alex Levinsky.
Sept. 27, 1934 –	Cash to Vancouver (NWHL) for Charlie Mason.
Oct. 1, 1934 –	Ossie Asmundson to Detroit for cash.
Oct. 10, 1934 –	Jean Pusie to Boston for Percy Jackson.
Oct. 26, 1934 –	Bert Connelly signed as free agent.
Nov. 18, 1934 –	Percy Jackson to Boston for cash.
Nov. 29, 1934 –	Vic Ripley to St. Louis for cash.
Dec. 14, 1934 –	Cash to Montreal Maroons for Dave Kerr.
Dec. 23, 1934 –	Cash to Montreal Maroons for Harold Starr.
Jan. 16, 1935 –	Alex Levinsky to Chicago for cash.
Jan. 29, 1935 –	Cash to Montreal Maroons for loan of Bill MacKenzie for remainder of season.

### 1935-36 SEASON

May 11, 1935 –	Bobby Kirk claimed from Vancouver (NWHL) in Interleague Draft.
Oct. 15, 1935 –	Glenn Brydson and Vern Ayres claimed from St. Louis in Dispersal Draft.
Oct. 18, 1935 –	Mac Colville, Neil Colville, Bert Gardiner, Babe Pratt, and Alex Shibicky signed as free agents.
Oct. 24, 1935 –	Joe Cooper signed as free agent.
Oct. 26, 1935 –	Cash to Montreal Maroons for Sammy McManus.
Oct. 27, 1935 –	Phil Watson signed as free agent.
Oct. 30, 1935 –	George Brown to Montreal Maroons for Eddie Wares.
Dec. 28, 1935 –	Ray Getliffe to Boston for cash.
Jan. 15, 1936 –	Earl Seibert to Chicago for Art Coulter.
Jan. 26, 1936 –	Glenn Brydson to Chicago for Howie Morenz.
Jan. 30, 1936 –	Harold Starr to Cleveland (IHL) for cash.

### 1936-37 SEASON

May 7, 1936 –	Murray Armstrong claimed off N.Y. Rovers roster by Toronto in Interleague Draft.
Sept. 1, 1936 –	Howie Morenz to Montreal for cash.
Sept. 2, 1936 –	Sammy McManus to Montreal for cash.
Sept. 10, 1936 –	Fred “Bun” Cook to Boston for cash.
Oct. 26, 1936 –	Murray “Muzz” Patrick signed as free agent.
Nov. 1, 1936 –	Joe Krol signed as free agent.
Dec. 9, 1936 –	Cliff Barton signed as free agent.

### 1937-38 SEASON

May 9, 1937 –	Norm Mann claimed from Syracuse (IAHL) in Interleague Draft.
Oct. 12, 1937 –	Cash to Vancouver (PCHL) for Bill Carse.
Jan. 17, 1938 –	Eddie Wares to Detroit for cash and loan of John Sherf for remainder of season.
Feb. 24, 1938 –	Wilbert “Dutch” Hiller signed as free agent.

# ALL-TIME TRANSACTIONS

## 1938-39 SEASON

Oct. 21, 1938 -	Charlie Mason to Detroit for cash.
Nov. 15, 1938 -	Norm Mann to Toronto for cash.
Jan. 16, 1939 -	Joe Cooper to Chicago for Alex Levinsky and cash.

## 1939-40 SEASON

May 12, 1939 -	Claimed Hal Cooper from Providence (AHL) in Interleague Draft.
May 17, 1939 -	George Allen and Bill Carse to Chicago for cash. Cecil Dillon to Detroit for cash.
Oct. 13, 1939 -	Johnny Polich signed as free agent.
Oct. 18, 1939 -	Larry Molyneux to Cleveland (AHL) for cash.
Oct. 23, 1939 -	Stan Smith signed as free agent.
April 4, 1940 -	Cliff Barton and Joe Krol to Hershey (AHL) for cash.

## 1940-41 SEASON

April 26, 1940 -	Bert Gardiner and cash to Montreal for Claude Bourque.
Oct. 21, 1940 -	Herb Foster and Bill Juzda signed as free agents.

## 1941-42 SEASON

April 8, 1941 -	Wilbert "Dutch" Hiller claimed off waivers by Detroit.
June 27, 1941 -	Norm Burns claimed from Minnesota (AHL), Scotty "Angus" Cameron claimed from Philadelphia (AHL), and Grant Warwick claimed from Hershey (AHL) in Interleague Draft.
Sept. 8, 1941 -	Bill Allum, Murdo MacKay and Claude Bourque to Buffalo (AHL) for cash.
Sept. 9, 1941 -	Herb Foster and Stan Smith to Cleveland (AHL) for cash.
Sept. 11, 1941 -	Kilby MacDonald to Hershey (AHL) for cash. Norm Calladine to Providence (AHL) for cash. Johnny Polich to Pittsburgh (AHL) for cash.
Feb. 20, 1942 -	Hub Macey signed as free agent.

## 1942-43 SEASON

Sept. 20, 1942 -	Gordon Davidson and Bob Kirkpatrick signed as free agents.
Oct. 30, 1942 -	Joe Bell, Lin Bend, Steve Buzinski, and Billy Gooden signed as free agents.
Nov. 4, 1942 -	Cash to Montreal for Gus Mancuso.
Nov. 17, 1942 -	Cash to New Haven (AHL) for Vic Myles.
Nov. 25, 1942 -	Cash to Detroit for loan of Jimmy Franks for remainder of season.
Nov. 28, 1942 -	Babe Pratt to Toronto for Hank Goldup and Dudley "Red" Garrett.
Jan. 17, 1943 -	Cash to New Haven (AHL) for Joe Shack.
Jan. 25, 1943 -	Cash to Cleveland (AHL) for loan of Bill Beveridge for remainder of season.
March 18, 1943 -	Cash to Montreal for loan of Lionel Bouvrette for remainder of season.

## 1943-44 SEASON

May 8, 1943 -	Gordie Bell claimed from Buffalo (AHL) in Interleague Draft.
Sept. 11, 1943 -	Fred Hunt and Fred Thurier claimed from Brooklyn in Dispersal Draft.
Oct. 16, 1943 -	Ken McAuley signed as free agent.
Oct. 19, 1943 -	Clint Smith to Chicago for cash.
Oct. 20, 1943 -	Jack McDonald and Don "Bones" Raleigh signed as free agents.
Oct. 21, 1943 -	Art Strobel signed as free agent.
Oct. 25, 1943 -	Billy Warwick signed as free agent.
Oct. 26, 1943 -	Tommy Dewar, Archie Fraser, Max Labovitch, and Jack Mann signed as free agents.
Oct. 27, 1943 -	Phil Watson loaned to Montreal for remainder of season for loan of Wilbert "Dutch" Hiller, Charlie Sands, and future considerations (loan of John Mahaffy and Fern Gauthier on Dec. 9, and loan of Tony Demers on Dec. 20.)
Nov. 23, 1943 -	Roger Leger signed as free agent.
Nov. 25, 1943 -	Red Garrett, Gord Bell and cash to Toronto for Bucko McDonald. Cash to Boston for Oscar Aubuchon, Ab DeMarco and Chuck Scherza.
Dec. 23, 1943 -	Harry Lumley borrowed on loan from Detroit for balance of one game.
Dec. 24, 1943 -	Hank Dyck signed as free agent.
Jan. 4, 1944 -	Roger Leger, choice of Harry Taylor or John Horeck (Horeck chosen), and two-year loan of Gord Davidson to Montreal for Bob Dill.
Jan. 12, 1944 -	Hub Macey, Nestor Lubeck and Spence Tatchell to Montreal for Kilby MacDonald.
Feb. 21, 1944 -	Cash to Boston for Aldo Palazzari.

## 1944-45 SEASON

May 12, 1944 -	Walt "Ants" Atanas claimed from Buffalo (AHL), Hal Cooper claimed from Providence (AHL) and Alex Ritson claimed from Indianapolis (AHL) in Interleague Draft.
Oct. 10, 1944 -	Harry Bell and Len Wharton signed as free agents.
Nov. 25, 1944 -	Cash to Boston for Guy Labrie. Cash and loan of Alex Ritson, Hal Cooper, and Art Strobel for remainder of season to Hershey (AHL) for Bill Moe.
Dec. 5, 1944 -	Jim Drummond signed as free agent.
Jan. 13, 1945 -	Jim Drummond to Hershey (AHL) for cash.

## 1945-46 SEASON

June 14, 1945 -	Tony Leswick claimed from Cleveland (AHL) in Interleague Draft.
Sept. 7, 1945 -	Joe Cooper claimed off waivers by Boston.
Oct. 15, 1945 -	Edgar Laprade signed as free agent.
Oct. 16, 1945 -	Chuck Rayner and Hal Brown signed as free agents.

## ALL-TIME TRANSACTIONS

Oct. 20, 1945 –	Hal Laycoe signed as free agent.
Nov. 19, 1945 –	Guy Labrie, Paul Courteau and Roland Forget to New Haven (AHL) for George Boothman and cash.
Nov. 25, 1945 –	Gord Davidson to Cleveland (AHL) for Harvey Fraser.
Jan. 28, 1946 –	Billy Gooden to New Haven (AHL) for Norm Larson.

### 1946-47 SEASON

Sept. 17, 1946 –	Cash to Boston for Jack Church.
Sept. 23, 1946 – agents.	Hub Anslow, Jean Paul Denis, Jack Gordon, Larry Kwong, Jack Lancien, Fern Perrault, Chick Webster, and Sherman White signed as free agents.
Oct. 1, 1946 –	Hank Goldup to Cleveland (AHL) for cash.
Nov. 1, 1946 –	Cash to Chicago for Joe Cooper.
Feb. 7, 1947 –	Norm Burns to Cleveland (AHL) for cash.

### 1947-48 SEASON

May 5, 1947 –	Ab DeMarco and Joe Cooper to Cleveland (AHL) for cash.
Aug. 19, 1947 –	Hal Laycoe, Joe Bell, and George Robertson to Montreal for Buddy O'Connor, Frank Eddolls, and future considerations.
Oct. 6, 1947 –	Ed Slowinski and Wes Trainor signed as free agents.
Oct. 7, 1947 –	Hal Brown and Lin Bend to St. Paul (USHL) for cash.
Dec. 19, 1947 –	Church Russell to Cleveland (AHL) for George Johnston and cash.
Feb. 6, 1948 – 49 season.)	Grant Warwick to Boston for Billy Taylor and future considerations (Ray Manson and Pentti Lund sent to Rangers prior to start of 1948-49 season.)

### 1948-49 SEASON

April 26, 1948 –	Bill Juzda, Rene Trudell, Cal Gardner and Frank Mathers to Toronto for Moe Morris and Wally Stanowski.
Sept. 21, 1948 –	Bryan Hextall to Cleveland (AHL) for cash. Alan Kuntz to Springfield (AHL) for cash.
Oct. 7, 1948 –	"Sugar" Jim Henry to Chicago for Alex Kaleta and Emile Francis.
Dec. 9, 1948 –	Eddie Kullman, Moe Morris, future considerations (Ken "Buck" Davies in June 1949), cash, and the right to claim three amateurs in Rangers' territorial base to Providence (AHL) for Allan Stanley.

### 1949-50 SEASON

June 1949 –	Cash to Detroit for Bill McDonagh.
Aug. 16, 1949 –	Cash to Detroit for Bud Poile.
Oct. 7, 1949 –	Bill Moe, right to claim one of two specified amateurs in Rangers' territorial base (Lorne Ferguson), and cash to Boston for Pat Egan.
Dec. 22, 1949 –	Bud Poile to Boston for cash and future considerations (rights to an unnamed amateur in Bruins' territorial base.)

### 1950-51 SEASON

Aug. 16, 1950 –	Orville Lavell and Sheldon Bloomer to Providence (AHL) for Eddie Kullman.
Sept. 5, 1950 –	Wally Hergesheimer to Cleveland (AHL) for Bill Richardson, Neil Strain, Bob Jackson and Joe McArthur.
Sept. 20, 1950 –	Jean-Paul Lamirande, Steve Hrymnak and Sherman White to St. Louis (AHL) for cash.
Oct. 4, 1950 –	Reg Sinclair signed as free agent.
Oct. 16, 1950 –	Bing Juckes to Denver (USHL) for cash.
Nov. 16, 1950 –	Dunc Fisher and future considerations (loan of Alex Kaleta to Hershey) to Boston for Ed Harrison and Zelio Toppazzini.

### 1951-52 SEASON

May 14, 1951 –	Cash to Boston for Steve Kraftcheck and Ed Reigle.
May 14, 1951 –	Ed Reigle, Jack Gordon, Fern Perreault, Fred Shero, Armand Delmonte, future considerations (Pentti Lund) and cash to Cleveland (AHL) for Wally Hergesheimer and Hy Buller.
June 8, 1951 –	Tony Leswick to Detroit for Gaye Stewart.
Sept. 20, 1951 –	Gus Kyle, rights to Pentti Lund, and cash to Boston for Paul Ronty.
Oct. 5, 1951 –	Jim Ross signed as free agent.
Oct. 26, 1951 –	Jim Conacher claimed off waivers from Chicago.
Nov. 6, 1951 –	Ron Rowe to Sydney (MMHL) for cash.
Dec. 29, 1951 –	Future considerations (unnamed amateur to be transferred after season) to Chicago for Clare Martin.
Dec. 31, 1951 –	Zelio Toppazzini, Pat Egan, Jean-Paul Denis and future considerations to Providence (AHL) for Jack Stoddard.

### 1952-53 SEASON

Aug. 18, 1952 –	Reg Sinclair to Detroit for Leo Reise Jr.
Sept. 23, 1952 –	Joe Levandoski to Calgary (WHL) for cash.
Oct. 8, 1952 –	Frank Eddolls to Montreal for cash.
Nov. 24, 1952 –	Cash to Syracuse (AHL) for loan of Kelly Burnett for remainder of season.
Dec. 8, 1952 –	Gaye Stewart claimed off waivers by Montreal.
Dec. 30, 1952 –	Jim Conacher claimed off waivers by Montreal.
Jan. 10, 1953 –	Pete Babando claimed off waivers from Chicago.

### 1953-54 SEASON

June 29, 1953 –	Steve Kraftcheck and cash to Cleveland (AHL) for Bob Chrystal.
June 30, 1953 –	Cash to Chicago for Doug Bentley.
July 20, 1953 –	Emile Francis, Neil Strain, and cash to Cleveland (AHL) for Johnny Bower and Eldred Kobussen.
Aug. 11, 1953 –	Cash to Toronto for Max Bentley.
Aug. 17, 1953 –	Ed Slowinski and Pete Babando to Montreal for Ivan Irwin.
Oct. 3, 1953 –	Camille Henry called up from Quebec and signed to first NHL contract.

## ALL-TIME TRANSACTIONS

Oct. 6, 1953 –	Jack Stoddard to Cleveland (AHL) for Ike Hildebrand.
Dec. 28, 1953 –	Andy Bathgate's minor-league rights to Cleveland (AHL) for Glen Sonmor.
Dec. 30, 1953 –	Ike Hildebrand to Vancouver (WHL) for cash.
Jan. 15, 1954 –	Doug Bentley signed as free agent.

### 1954-55 SEASON

July 20, 1954 –	Cash to Toronto for Danny Lewicki.
Nov. 15, 1954 –	Glen Sonmor and Eric Pogue to Cleveland (AHL) for Andy Bathgate's minor-league rights and Vic Howe's minor-league rights.
Nov. 23, 1954 –	Allan Stanley, Nick Mickoski and future considerations (Rich Lamoureux) to Chicago for Bill Gadsby and Pete Conacher.
Feb. 9, 1955 –	Jack McLeod and cash to Vancouver (WHL) for Bill Ezinicki.
Feb. 19, 1955 –	Paul Ronty claimed off waivers by Montreal.

### 1955-56 SEASON

April 27, 1955 –	Cash to Victoria (WHL) for Andy Heberton.
May 9, 1955 –	Bill Ezinicki and cash to Providence (AHL) for Guy Gendron.
May 31, 1955 –	Ross Lowe claimed from Springfield (AHL) and Jim Bartlett claimed from Montreal (QHL) in Interleague Draft.
Aug. 22, 1955 –	Aggie Kukulowicz, Billy Dea and cash to Detroit for Dave Creighton and Bronco Horvath.
Aug. 29, 1955 –	Cash to Toronto for Tom McCarthy.
Sept. 8, 1955 –	Camille Henry to Rhode Island (AHL) for cash.
March 22, 1956 –	Gordie Bell signed as free agent.

### 1956-57 SEASON

June 5, 1956 –	Larry Cahan, Gerry Foley, and Parker MacDonald claimed from Pittsburgh (AHL), Bill Dobbyn claimed from Victoria (WHL), and Marcel Paille claimed from Chicoutimi (QHL) in Interleague Draft. Tom McCarthy and Bill McCreary claimed by Detroit in Interleague Draft.
June 19, 1956 –	Wally Hergesheimer to Chicago for George "Red" Sullivan.
Aug. 9, 1956 –	Pete Conacher to Buffalo (AHL) for Gord Pennell, loan of Chuck Blair, and cash.
Sept. 28, 1956 –	Gord Haworth to Victoria (WHL) for cash.
Oct. 2, 1956 –	Cash to Rhode Island (AHL) for Camille Henry.
Oct. 30, 1956 –	Bronco Horvath claimed off waivers by Montreal.

### 1957-58 SEASON

June 4, 1957 –	Phil Maloney claimed from Vancouver (WHL) in Interleague Draft. Bob Chrystal claimed off Brandon (WHL) roster by Chicago in Interleague Draft. Pete Conacher to Toronto for cash.
June 5, 1957 –	John Hanna claimed from Montreal in Intraleague Draft. Norm Johnson claimed by Boston in Intraleague Draft.
June 6, 1957 –	Ron Murphy to Chicago for Hank Ciesla.
Aug. 24, 1957 –	Johnny Bower to Cleveland (AHL) for Ed MacQueen and cash.
Nov. 18, 1957 –	Cash to Toronto for Pete Conacher.

### 1958-59 SEASON

June 3, 1958 –	Jack Bownass claimed from Montreal (AHL), Phil Maloney claimed from Providence (AHL), and Jack McLeod claimed from Saskatoon (WHL) in Interleague Draft.
June 4, 1958 –	Jack Evans claimed by Chicago in Intraleague Draft. Dave Creighton and Danny Lewicki claimed by Montreal in Intraleague Draft. Guy Gendron and Gordon Redahl claimed by Boston in Intraleague Draft.
Sept. 26, 1958 –	Eddie Shack called up Providence and signed to first NHL contract.
Sept. 30, 1958 –	Ken Yackel to Boston for cash.
Dec. 9, 1958 –	Wally Hergesheimer claimed off waivers by Montreal.
Dec. 14, 1958 –	Wally Hergesheimer claimed off waivers from Montreal.

### 1959-60 SEASON

June 9, 1959 –	Ed Hoekstra claimed from Calgary (WHL) in Interleague Draft. Gord Labossiere claimed off Saskatoon (WHL) roster by Detroit in Interleague Draft.
June 10, 1959 –	Brian Cullen claimed from Toronto, Ian Cushman claimed from Chicago, and Irv Spencer claimed from Montreal in Intraleague Draft.
Bruce Gamble claimed by Boston in Intraleague Draft.	
Aug. 3, 1959 –	Aldo Guidolin's minor-league playing rights, cash, and future considerations (Ed Hoekstra) to Cleveland (AHL) for Art Stratton.
Oct. 22, 1959 –	Ivan Irwin to Buffalo (AHL) for cash.
Oct. 26, 1959 –	Hank Ciesla, Bill Kennedy and future considerations to Toronto for Noel Price.
Feb. 19, 1960 –	Loan of Ray Mikulan, cash, and future considerations to Chicago for loan of Al Rollins for remainder of season.
March 2, 1960 –	Jack McCartan signed as free agent.

### 1960-61 SEASON

June 7, 1960 –	Don Johns claimed from Winnipeg (WHL) in Interleague Draft. Billy McNeill claimed from Detroit, Ted Hampson claimed from Toronto, and Jim Morrison claimed from Chicago in Intraleague Draft. Jim Bartlett claimed by Boston, and Parker MacDonald claimed by Detroit in Intraleague Draft.
Aug. 11, 1960 –	Pete Conacher to Detroit for Barry Cullen.
Nov. 7, 1960 –	Eddie Shack to Toronto for Johnny Wilson and Pat Hannigan.
Nov. 28, 1960 –	Jim Morrison to Quebec (AHL) for cash.
Jan. 27, 1961 –	Cash to Springfield (AHL) for Floyd Smith.
Feb. 24, 1961 –	Brian Cullen claimed off waivers by Chicago.
March 10, 1961 –	Phil Latreille signed to tryout contract as free agent.

### 1961-62 SEASON

May 31, 1961 –	Doug Harvey signed as player-coach.
----------------	-------------------------------------



## ALL-TIME TRANSACTIONS

June 13, 1961 –	John Hanna and cash to Montreal for Al Langlois. Bill Gadsby to Detroit for Les Hunt and cash.
June 14, 1961 –	Lou Fontinato to Montreal as compensation for hiring Doug Harvey as player-coach. Vic Hadfield claimed from Chicago, and Jean-Guy Gendron claimed from Montreal in Intraleague Draft. Orlande Kurtenbach claimed by Boston in Intraleague Draft. Dennis Olson claimed from Springfield (AHL) in Interleague Draft.
Aug. 1, 1961 –	Rod Gilbert called up from Guelph and signed first NHL contract.
Aug. 22, 1961 –	George Konik signed as free agent.
Feb. 3, 1962 –	Dave Dryden borrowed on loan from Toronto for balance of one game.
Feb. 6, 1962 –	Noel Price to Detroit for Pete Goegan and cash.

### 1962-63 SEASON

June 6, 1962 –	Bert Olmstead claimed from Toronto, and Bronco Horvath claimed from Chicago in Intraleague Draft. Jean Guy Gendron and Irv Spencer claimed by Boston in Intraleague Draft. Floyd Smith claimed by Detroit in Intraleague Draft.
Oct. 4, 1962 –	Marcel Pelletier signed as free agent.
Oct. 5, 1962 –	Pete Goegan to Detroit for Noel Price.
Jan. 19, 1963 –	Bronco Horvath claimed off waivers by Toronto.
Feb. 4, 1963 –	Dean Prentice to Boston for Don McKenney and option to add Dick Meissner at end of season (trade completed with Meissner joining Rangers on May 22, 1963.)

### 1963-64 SEASON

June 4, 1963 –	Gump Worsley, Dave Balon, Len Ronson and Leon Rochefort to Montreal for Jacques Plante, Don Marshall, and Phil Goyette. Gord Labossiere claimed from Sudbury (EPHL) in Interleague Draft. Art Stratton claimed off Buffalo (AHL) roster by Detroit in Interleague Draft. Adam Keller claimed off Vancouver (WHL) roster by Detroit in Interleague Draft. Ralph Keller claimed off Baltimore (AHL) roster by Montreal in Interleague Draft. Jack McCartan claimed off Los Angeles (WHL) roster by Chicago in Interleague Draft.
June 5, 1963 –	Val Fonteyne claimed from Detroit in Intraleague Draft. Andy Heberton claimed by Boston, and Ted Hampson claimed by Detroit in Intraleague Draft.
Sept. 20, 1963 –	Pat Hannigan to Portland (WHL) for Howie Glover.
Feb. 14, 1964 –	Al Langlois to Detroit for Ron Ingram.
Feb. 22, 1964 –	Andy Bathgate and Don McKenney to Toronto for Dick Duff, Bob Nevin, Bill Collins, Rod Seiling and Arnie Brown.

### 1964-65 SEASON

June 9, 1964 –	Bob Woytowich claimed from St. Paul (CHL), and Norm Johnson claimed from Baltimore (AHL) in Interleague Draft.
June 10, 1964 –	Howie Glover to Montreal for Ray Brunel and Bev Bell. Jim Mikol claimed from Boston, and Wayne Muloin claimed from Detroit in Intraleague Draft. Bob Woytowich claimed by Boston in Intraleague Draft. Keith Wright claimed from Montreal in Reverse Draft.
June 25, 1964 –	Duane Rupp and Ed Ehrenverth to Toronto for Lou Angotti and Ed Lawson.
Oct. 2, 1964 –	Ulf Sterner signed as free agent.
Dec. 21, 1964 –	Dick Duff and Dave McComb to Montreal for Billy Hicke and Jean-Guy Morrisette.
Feb. 3, 1965 –	Camille Henry, Billy Taylor, Don Johns and future considerations (Wally Chevrier) to Chicago for Doug Robinson, John Brenneman, and Wayne Hillman.
Feb. 9, 1965 –	Val Fonteyne claimed off waivers by Detroit.

### 1965-66 SEASON

May 17, 1965 –	Marcel Paille, Sandy McGregor, Aldo Guidolin, and future considerations (Jim Mikol) to Providence (AHL) for Ed Giacomin.
June 4, 1965 –	Dick Meissner, Dave Richardson, Tracy Pratt, and Mel Pearson to Chicago for Johnny McKenzie and Ray Cullen.
June 8, 1965 –	Earl Ingarfield, Gord Labossiere, Dave McComb, Noel Price, and cash to Montreal for Cesare Maniago and Gary Peters. Bill Knibbs claimed off waivers from Boston. Don Simmons claimed from Tulsa (CHL), Larry Mickey claimed from St. Louis (CHL), Keith Wright claimed from Omaha (CHL), and Ron Boehm claimed from Minneapolis (CHL) in Interleague Draft.
June 9, 1965 –	Earl Ingarfield claimed from Montreal in Intraleague Draft. Keith Wright claimed by Boston in Intraleague Draft. Danny Belisle claimed by Pittsburgh (AHL) in Reverse Draft. Bob Cunningham to Detroit for Dunc McCallum.
Jan. 7, 1966 –	Lou Angotti to Chicago for cash and future considerations.
Jan. 10, 1966 –	Johnny McKenzie to Boston for Reg Fleming.
Feb. 3, 1966 –	Wayne Muloin and Ron Hutchinson to Providence for Bob Blackburn.

### 1966-67 SEASON

June 14, 1966 –	Ted Taylor and future considerations (Gary Peters) to Montreal for Red Berenson.
June 15, 1966 –	Orlande Kurtenbach claimed from Toronto, Max Mestinek and Brian Campbell claimed from Detroit, and Al MacNeil claimed from Montreal in Intraleague Draft. John Brenneman claimed by Toronto, Al Lebrun and Ray Cullen claimed by Detroit, and Mike McMahon claimed by Montreal in Intraleague Draft. Bob Cunningham claimed from Detroit in Reverse Draft.
June 27, 1966 –	Bernie Geoffrion claimed off waivers from Montreal.
Oct. 1, 1966 –	Bob Kabel's minor-league rights to California (WHL) for Gerry Brisson.

### 1967-68 SEASON

June 6, 1967 –	Cesare Maniago, Bill Collins, and Sandy Fitzpatrick claimed by Minnesota; Earl Ingarfield, Al MacNeil, Ken Schinkel, and Les Hunt claimed by Pittsburgh; Bill Hicke, Larry Cahan, Ron Boehm, and Bryan Hextall Jr. claimed by California; Terry Ball claimed by Philadelphia; Rod Seiling and Max Mestinek claimed by St. Louis; Wayne Rutledge, Ken Block, Bryan Campbell, Doug Robinson, and Marc Dufour claimed by Los Angeles in Expansion Draft. Bob Blackburn claimed by Buffalo (AHL) in Reverse Draft. Bob Plager, Gary Sabourin, Tim Ecclestone, and Gord Kannegiesser to St. Louis for Rod Seiling. Paul Andrea, George Konik, Dunc McCallum, and Frank Francis to Pittsburgh for Larry Jeffrey.
----------------	--

## ALL-TIME TRANSACTIONS

June 16, 1967 –	Trevor Fahey, Ken Turlick and Jim Murray to Los Angeles for Barclay Plager.
Aug. 19, 1967 –	Future considerations (Paul Shmyr) to Chicago for Camille Henry.
Sept. 1, 1967 –	Bob Kabel to Phoenix (WHL) for cash.
Nov. 27, 1967 –	Red Berenson and Barclay Plager to St. Louis for Ron Stewart and Ron Attwell.
Dec. 14, 1967 –	Larry Popein to Oakland for cash.

### 1968-69 SEASON

May 14, 1968 –	Cash to Oakland for Larry Popein.	
June 12, 1968 –	Wayne Hillman, Joe Johnson and Dave Seguin to Minnesota for Dave Balon. Larry Hillman received from	Toronto
as compensation in lieu of cash for Maple Leafs' claiming of Larry Mickey in Intraleague Draft. Bill		Plager claimed from
Minnesota in Intraleague Draft and Hillman claimed by Minnesota as compensation		for claiming of Plager. Jacques Plante claimed
by St. Louis in Intraleague Draft. Bob Blackburn claimed by	Buffalo (AHL), and Gord Vejprava claimed by Seattle (WHL) in	
Reverse Draft.		
June 13, 1968 –	Camille Henry, Bill Plager, and Robbie Irons to St. Louis for Don Caley and Wayne Rivers.	
June 24, 1968 –	Walter Tkaczuk called up from Kitchener and signed to first NHL contract.	
August 1968 –	Cash to Buffalo (AHL) for Bob Blackburn.	
Sept. 13, 1968 –	Cash to Oakland for Ron Boehm.	
December 1968 –	Cash to Buffalo (AHL) for Guy Trottier.	

### 1969-70 SEASON

June 6, 1969 –	Reg Fleming to Philadelphia for Leon Rochefort and option to purchase an unprotected player following	Intraleague Draft (Don
Blackburn.)		
June 9, 1969 –	Leon Rochefort and Dennis Hextall to Los Angeles for Real Lemieux.	
June 10, 1969 –	Harry Howell to Oakland for cash. Phil Goyette to St. Louis for 1969 first-round draft pick (Andre Dupont.)	
June 11, 1969 –	Forbes Kennedy received from Pittsburgh as compensation in lieu of cash for Penguins' claiming of Bob Blackburn in Intraleague	
Draft.		
June 12, 1969 –	Gary Kurt claimed by Cleveland (AHL), Bill Orr claimed by Rochester (AHL), and Kevin O'Shea claimed by San Diego (WHL) in Reverse	
Draft.		
June 20, 1969 –	Larry Jeffrey to Detroit for Terry Sawchuk and Sandy Snow.	
July 3, 1969 –	Don Caley and Sandy Snow to Phoenix (WHL) for Peter McDuffe.	
Oct. 13, 1969 –	Ron Ingram to Seattle (WHL) for cash.	
Nov. 17, 1969 –	Sheldon Kannegiesser loaned to St. Louis for loan of Larry Hornung for remainder of season.	
Feb. 27, 1970 –	Real Lemieux and Juha Widing to Los Angeles for Ted Irvine.	
March 3, 1970 –	Future considerations (Denis Dupere) to Toronto for Tim Horton.	

### 1970-71 SEASON

June 9, 1970 –	Gerry Lemire claimed from St. Louis in Intraleague Draft. Guy Trottier claimed by Toronto, and Kevin Morrison claimed by Detroit in	
Intraleague Draft.		
June 10, 1970 –	Don Marshall and Allan Hamilton claimed by Buffalo, and Orland Kurtenbach claimed by Vancouver in Expansion Draft.	
Oct. 31, 1970 –	Larry Brown to Detroit for Pete Stelmowski.	
Nov. 2, 1970 –	Don Luce to Detroit for Steve Andrascik.	
Jan. 26, 1971 –	Syl Apps Jr. and future considerations (Sheldon Kannegiesser) to Pittsburgh for Glen Sather.	
Feb. 1, 1971 –	Arnie Brown, Mike Robitaille, and Tom Miller to Detroit for Larry Brown and Bruce MacGregor.	
March 2, 1971 –	Jim Krulicki and cash to Detroit for Dale Rolfe.	

### 1971-72 SEASON

May 20, 1971 –	Bob Jones to Salt Lake (WHL) for Rick Charron.	
May 26, 1971 –	Bob Nevin to Minnesota for future considerations pending outcome of June 8 Intraleague Draft (Bobby Rousseau.) Peter McDuffe to St.	
Louis for 1971 first-round draft pick (Steve Vickers.)		
June 6, 1971 –	Wayne Rivers to Los Angeles for Mike McMahon.	
June 8, 1971 –	Larry Brown claimed by Philadelphia, Mike Parizeau claimed by St. Louis, and Tim Horton claimed by Pittsburgh in Intraleague Draft.	
Ron Boehm claimed by Cleveland (AHL) in Reverse Draft.		
June 14, 1971 –	Release of territorial rights to Glenn Patrick to St. Louis for cash.	
Nov. 15, 1971 –	Jack Egers, Andre Dupont, Mike Murphy, and future considerations to St. Louis for Gene Carr, Jim Lorentz, and Wayne Connelly.	
Nov. 16, 1971 –	Dave Balon, Wayne Connelly, and Ron Stewart to Vancouver for Gary Doak and Jim Wiste.	
Jan. 13, 1972 –	Jim Lorentz to Buffalo for future considerations (1972 second-round draft pick -- Larry Sacharak.)	
Feb. 20, 1972 –	Pierre Jarry to Toronto for Jim Dorey.	
March 5, 1972 –	Cash and loan of Mike McMahon for the remainder of the season to Vancouver for Ron Stewart. Cash to Buffalo for Phil Goyette.	

### 1972-73 SEASON

May 24, 1972 –	Steve Durbano to St. Louis for future considerations following Intraleague Draft (Peter McDuffe and Curt Bennett on June 7, 1972) and to	
settle future considerations from teams' Nov. 15, 1971, trade.		
May 25, 1972 –	Gary Doak and Rick Newell to Detroit for Joe Zanussi and 1972 first-round pick (Al Blanchard.)	
June 6, 1972 –	Norm Gratton and Morris Stefaniv claimed by Atlanta, and Bryan Lefey claimed by NY Islanders in Expansion Draft. Don Blackburn	
claimed off Providence (AHL) roster by NY Islanders in Interleague Draft.		
June 16, 1972 –	Bill Hogaboam to Atlanta for Bill Heindl.	
October 1972 –	J. Bob Kelly to Rochester (AHL) for cash.	
Nov. 14, 1972 –	Ron Stewart to NY Islanders for cash.	

## ALL-TIME TRANSACTIONS

Nov. 29, 1972 –	Curt Bennett to Atlanta for Ron Harris.
March 2, 1973 –	Ab DeMarco Jr. to St. Louis for Mike Murphy. Future considerations (Steve Andrasick) to Pittsburgh for Sheldon Kannegiesser.
March 4, 1973 –	Cash and future considerations (Dave Hrechkosy and Gary Coalter) to California for Bert Marshall.

### 1973-74 SEASON

June 12, 1973 –	Bert Marshall claimed by N.Y. Islanders in Intraleague Draft.
June 14, 1973 –	Gene Sobchuk claimed by Seattle (WHL), Wendell Bennett claimed by Phoenix (WHL), and Bob Craig claimed by Providence (AHL) in Reverse Draft.
July 1973 –	Bill Knibbs and cash to Rochester (AHL) for J. Bob Kelly.
Sept. 8, 1973 –	J. Bob Kelly to St. Louis for Norm Dennis and Don Borgeson.
Oct. 28, 1973 –	Glen Sather and Rene Villemure to St. Louis for Jack Egers.
Nov. 30, 1973 –	Mike Murphy, Tommy Williams, and Sheldon Kannegiesser to Los Angeles for Gilles Marotte and Real Lemieux.
Jan. 21, 1974 –	Real Lemieux to Buffalo for Paul Curtis.
Feb. 15, 1974 –	Gene Carr to Los Angeles for future considerations (1977 first-round pick – Ron Duguay)
Feb. 28, 1974 –	Claude Houde to Detroit for Brian Lavender.

### 1974-75 SEASON

May 28, 1974 –	Vic Hadfield to Pittsburgh for Nick Beverley.
June 10, 1974 –	Walt McKechnie received from California as compensation in lieu of cash for Seals' claiming of Jim Neilson in Intraleague Draft.
June 12, 1974 –	Peter McDuffe and Doug Horbul claimed by Kansas City, and Jack Egers claimed by Washington in Expansion Draft. Walt McKechnie to Boston for Derek Sanderson.
July 29, 1974 –	Andre Peloffy to Washington for cash.
Aug. 29, 1974 –	Larry Sacharuk and 1977 first-round pick (later returned) to St. Louis for Greg Polis.
Sept. 23, 1974 –	Brian Lavender to California for Hartland Monahan.
Oct. 29, 1974 –	Rod Seiling claimed off waivers by Washington.
Feb. 15, 1975 –	Dunc Wilson claimed off waivers from Toronto.

### 1975-76 SEASON

June 17, 1975 –	Dale Lewis claimed from Los Angeles in Intraleague Draft. Hartland Monahan claimed by Washington in Intraleague Draft.
June 18, 1975 –	Ted Irvine, Bert Wilson, and Jerry Butler to St. Louis for John Davidson and Bill Collins.
Sept. 9, 1975 –	Curt Ridley to Atlanta for Jerry Byers.
Sept. 20, 1975 –	Bob McMillan and future considerations to St. Louis for Larry Sacharuk.
Oct. 28, 1975 –	Gilles Villemure to Chicago for Doug Jarrett.
Oct. 30, 1975 –	Derek Sanderson and settlement of future considerations from Sept. 20, 1975, trade to St. Louis for return of Rangers' 1977 first-round pick.
Oct. 31, 1975 –	Ed Giacomin claimed off waivers by Detroit.
Nov. 7, 1975 –	Brad Park, Jean Ratelle, and Joe Zanusso traded to Boston for Phil Esposito and Carol Vadnais.
Nov. 14, 1975 –	Cash to Boston for Al Simmons.
March 24, 1976 –	Signed Gilles Gratton as free agent.

### 1976-77 SEASON

May 26, 1976 –	Rick Middleton to Boston for Ken Hodge.
May 28, 1976 –	John Campbell to Los Angeles for Mark Heaslip.
June 30, 1976 –	Cash and an agreement to play two future preseason games against Whalers to New England (WHA) for Nick Fotiu, enabling Fotiu to sign first NHL contract with Rangers.
Oct. 8, 1976 –	Dunc Wilson to Pittsburgh for cash and future considerations (1978 fourth-round pick – Dave Silk.)
Oct. 11, 1976 –	Gilles Marotte claimed off waivers by St. Louis.
Nov. 11, 1976 –	Bill Fairbairn and Nick Beverley to Minnesota for Bill Goldsworthy.
Jan. 30, 1977 –	Signed Dave Tataryn to first NHL contract.
March 15, 1977 –	Signed Hardy Astrom to first NHL contract.

### 1977-78 SEASON

Aug. 31, 1977 –	Future considerations (1978 third-round pick –Dean Turner) from Los Angeles as compensation for the signing of restricted free agent Pete Stelmowski.
Oct. 4, 1977 –	Don Awrey signed as unrestricted free agent.
Oct. 10, 1977 –	Wayne Thomas claimed from Toronto in Waiver Draft.
Oct. 12, 1977 –	Lindsay Middlebrook and Bud Stefanski signed as free agents.
Dec. 5, 1977 –	Bill Goldsworthy to Indianapolis (WHA) for Frank Spring and future considerations.
Dec. 19, 1977 –	Dallas Smith signed as unrestricted free agent.
March 20, 1978 –	Ulf Nilsson and Anders Hedberg signed as free agents for 1978-79 Season.

### 1978-79 SEASON

May 22, 1978 –	Tim Bothwell signed as free agent.
June 2, 1978 –	1978 first-round pick (Ken Linseman) and cash to Philadelphia for right to hire Fred Shero as head coach and general manager.
July 17, 1978 –	Dean Talafous and Frank Beaton signed as free agents.
Oct. 1, 1978 –	Bobby Sheehan signed as free agent.
Oct. 9, 1978 –	Pierre Plante claimed from Detroit, and Mike Korney claimed from Montreal in Waiver Draft. Dan Newman sent to Montreal in lieu of cash as compensation for claiming of Korney.
Oct. 13, 1978 –	Jeff McDill signed as free agent.

## ALL-TIME TRANSACTIONS

Nov. 13, 1978 -	Don Awrey to Colorado for cash.
Jan. 15, 1979 -	Greg Polis claimed off waivers by Washington.
March 12, 1979 -	Future considerations (1979 third-round pick, Jacques Cloutier, and 1980 third-round pick, Sean McKenna) to Buffalo for Jocelyn Guevremont.

### 1979-80 SEASON

June 9, 1979 -	Jim Mayer claimed from Edmonton, and Warren Miller claimed from Hartford in Reclaim Draft.
June 13, 1979 -	Dave Farfham claimed by Quebec, Nick Fotiu claimed by Hartford, Lindsay Middlebrook claimed by Winnipeg, and Pierre Plante claimed by Quebec in Expansion Draft.
July 2, 1979 -	Hardy Astrom to Detroit for Bill Lothead.
July 25, 1979 -	Wayne Dillon to Winnipeg for future considerations.
Oct. 11, 1979 -	Mike Backman and Chris Kotsopoulos signed as free agents.
Oct. 12, 1979 -	Bud Stefanski to Winnipeg for cash and future considerations.
Nov. 2, 1979 -	Pat Hickey, Lucien DeBlois, Mike McEwen, Dean Turner, and future considerations (the Nov. 12, 1979, loan of Dennis Owchar and Larry Skinner to New Haven (AHL) in exchange for Bobby Sheehan as well as Bobby Crawford on Jan. 15, 1980) for Barry Beck.
Nov. 16, 1979 -	Bobby Crawford signed as free agent.
March 3, 1980 -	Dave Silk signed to first NHL contract.
March 11, 1980 -	Don Murdoch to Edmonton for Cam Connor and Edmonton's choice of 1980 or 1981 third-round pick (Oilers opted for 1981, and Rangers selected Peter Sundstrom.)

### 1980-81 SEASON

Aug. 7, 1980 -	Warren Miller to Hartford for cash.
Sept. 16, 1980 -	Gary Burns signed as free agent.
Nov. 11, 1980 -	Mario Marois and Jim Mayer to Vancouver for Jere Gillis and Jeff Bandura.
Nov. 18, 1980 -	Frank Beaton to Calgary for Dale Lewis.
Dec. 12, 1980 -	Gerry McDonald signed as free agent.
Jan. 15, 1981 -	Future considerations (1981 fifth-round pick - Bill Maguire) to Hartford for Nick Fotiu.
March 8, 1981 -	Peter Wallin signed as free agent.
March 10, 1981 -	Ray Markham to Edmonton for John Hughes.

### 1981-82 SEASON

June 5, 1981 -	Mark Pavelich signed as a free agent.
Sept. 8, 1981 -	Doug Soetaert to Winnipeg for future considerations (1983 third-round pick - Vesa Salo.) Mikko Leinonen signed as free agent.
Oct. 2, 1981 -	Chris Kotsopoulos, Doug Sulliman, and Gerry McDonald to Hartford for Mike Rogers and future considerations. (1982 10th-round pick - Simo Saarinen.)
Oct. 5, 1981 -	Mike McDougal claimed by Hartford in Waiver Draft.
Oct. 16, 1981 -	Future considerations (1982 fifth-round pick -- Sylvain Charland) to Toronto for Pat Hickey.
Oct. 30, 1981 -	Cash to Minnesota for Tom Youngmans.
Dec. 11, 1981 -	Lance Nethery to Edmonton for Ed Mio.
Dec. 30, 1981 -	Jere Gillis and Dean Talafous to Quebec for Robbie Ftorek and future considerations (1982 eighth-round pick - Brian Glynn.) (NOTE: Talafous refused to report to Quebec and retired. The trade was allowed to stand, pending arbitration, and on March 8, 1981, an NHL arbitrator awarded Pat Hickey to Quebec to replace Talafous.)
Jan. 29, 1982 -	Future considerations (1983 10th-round pick - Reine Karlsso) to Hartford for Rob McClanahan.

### 1982-83 SEASON

June 30, 1982 -	George McPhee signed as free agent.
July 7, 1982 -	Grant Ledyard signed as free agent.
July 21, 1982 -	Steve Richmond signed as free agent.
Aug. 24, 1982 -	Dan McCarthy to Minnesota for Shawn Dineen.
Oct. 1, 1982 -	Ed Hospodar to Hartford for Kent-Erik Andersson.
Oct. 4, 1982 -	Tim Bothwell to St. Louis in lieu of cash as compensation for Rangers' claiming of Bill Baker from St. Louis in Waiver Draft. Graeme Nicolson received from New Jersey as compensation in lieu of cash for Devils' claiming of Carol Vadnais in Waiver Draft.
Oct. 5, 1982 -	Vaclav Nedomansky signed as free agent.
Oct. 6, 1982 -	Vaclav Nedomansky claimed by St. Louis off waivers.
Jan. 4, 1983 -	Andre Dore and future considerations to St. Louis for Glen Hanlon and Vaclav Nedomansky.
Jan. 13, 1983 -	Rick Chartraw claimed off waivers from Los Angeles.

### 1983-84 SEASON

May 25, 1983 -	Ron Scott signed as free agent.
June 14, 1983 -	Ron Duguay, Eddie Johnstone, and Ed Mio to Detroit for Willie Huber, Mark Osborne, and Mike Blaisdell.
Sept. 12, 1983 -	Steve Martinson signed as free agent.
Sept. 13, 1983 -	Pierre Larouche signed as free agent.
Oct. 5, 1983 -	Dave Silk to Boston for Dave Barr.
Feb. 27, 1984 -	Scot Kleinendorst to Hartford for Blaine Stoughton.
March 5, 1984 -	Dave Barr, future considerations (1984 third-round pick - Alan Perry), and cash to St. Louis for Larry Patey and Bob Brooke. James Patrick signed to first NHL contract.

### 1984-85 SEASON

May 23, 1984 -	Rob McClanahan to Detroit for future considerations.
Sept. 5, 1984 -	Steve Weeks to Hartford for future considerations (1986 third-round pick, Shaun Clouston.)
Oct. 9, 1984 -	Andre Dore claimed from Quebec in Waiver Draft.
Dec. 6, 1984 -	Dave Maloney and Chris Renaud to Buffalo for Steve Patrick and Jim Wiemer.

## ALL-TIME TRANSACTIONS

### 1985-86 SEASON

Sept. 3, 1985 -	Tony Feltrin signed as free agent.
Sept. 15, 1985 -	Jay Caufield signed as free agent.
Oct. 6, 1985 -	Terry Kleisinger signed as free agent.
Oct. 7, 1985 -	Mike Blaisdell claimed by Pittsburgh in Waiver Draft.
Dec. 9, 1985 -	1986 second-round pick (Neil Wilkinson) and 1987 fourth-round pick (John Weisbrod) to Minnesota for Roland Melanson. Melanson and Grant Ledyard then traded to Los Angeles for Brian MacLellan and 1987 fourth-round pick (Mike Sullivan.)
Dec. 19, 1985 -	Mike Rogers to Edmonton for Larry Melnyk and Todd Strueby.
Dec. 23, 1985 -	Steve Richmond to Detroit for Mike McEwen.
Feb. 6, 1986 -	Steve Patrick to Quebec for Wilf Paiement.
March 11, 1986 -	Mike McEwen to Hartford for Bob Crawford. Nick Fotiu to Calgary for future considerations.

### 1986-87 SEASON

May 22, 1986 -	Ken Duggan signed as free agent.
July 24, 1986 -	Doug Soetaert signed as free agent.
July 29, 1986 -	Glen Hanlon, 1987 third-round pick (Dennis Holland), and 1988 third-round pick (Guy Dupuis) to Detroit for Kelly Kisio, Lane Lambert, Jim Leavins, and 1988 fifth-round pick (later traded to Winnipeg.)
Aug. 15, 1986 -	Mike Donnelly and Mike Siltala signed as free agents.
Aug. 18, 1986 -	Mike Allison to Toronto for Walt Poddubny.
Sept. 8, 1986 -	Brian MacLellan to Minnesota for 1987 third-round pick (Simon Gagne.) Norm Machver signed as free agent.
Sept. 10, 1986 -	Lucie DeBlois signed as free agent.
Sept. 11, 1986 -	Paul Fenton signed as free agent.
Oct. 2, 1986 -	Reijo Ruotsalainen, Ville Kentala, Clark Donatelli, and Jim Wiemer to Edmonton for Mike Golden, future considerations (Miloslav Horava), and additional compensation if Ruotsalainen played at least one game for Oilers (Stu Kulak.)
Oct. 6, 1986 -	Wilf Paiement claimed by Buffalo in Waiver Draft.
Oct. 24, 1986 -	Mark Pavelich to Minnesota for future considerations (1988 fourth-round pick, later traded back to Minnesota on Nov. 13, 1986.)
Nov. 13, 1986 -	Bob Brooke and return of Minnesota's 1988 fourth-round pick (Jeffrey Stolp) for Curt Giles, Tony McKegney, and 1988 second-round pick (Troy Mallette.)
Dec. 18, 1986 -	Kjell Samuelsson and 1989 second-round pick (Patrik Juhlin) to Philadelphia for Bob Froese.
Jan. 1, 1987 -	Mike Ridley, Kelly Miller, and Bob Crawford to Washington for Bobby Carpenter and 1989 second-round pick (Jason Prosofsky.)
Jan. 9, 1987 -	Mark Tinordi signed as free agent.
Jan. 20, 1987 -	Brad Maxwell claimed on waivers from Vancouver.
Jan. 21, 1987 -	Chris Kontos to Pittsburgh for Ron Duguay.
Feb. 21, 1987 -	Brad Maxwell to Minnesota for future considerations (cash.)
March 5, 1987 -	Lane Lambert to Quebec for Pat Price. Mark Osborne to Toronto for Jeff Jackson, 1989 third-round pick (Rob Zamuner), and future considerations (right to negotiate with unsigned Toronto draft pick Vladimir Ruzicka to determine if Ruzicka was willing to play for Rangers.)
March 10, 1987 -	Bobby Carpenter and Tom Laidlaw to Los Angeles for Marcel Dionne, Jeff Crossman, and 1989 third-round pick (later traded to Minnesota.) Raimo Helminen to Minnesota for future considerations.

### 1987-88 SEASON

May 29, 1987 -	Tony McKegney and Rob Whistle to St. Louis for Bruce Bell, 1988 fourth-round pick (later returned), and future considerations (return of pick to St. Louis.) Signed Simon Wheeldon and Jim Latos as free agents.
June 8, 1987 -	1988 fifth-round pick (Benoit Lebeau) and 1989 third-round pick (Denny Felsner) to Winnipeg for Brian Mullen and 1987 10th-round pick (Brett Barnett.)
June 18, 1987 -	1988 first-round pick (Daniel Dore) and cash to Quebec for coaching rights to Michel Bergeron.
July 21, 1987 -	Cash to Philadelphia for Jeff Brubaker.
Aug. 10, 1987 -	Signed Peter Laviolette as free agent.
Aug. 27, 1987 -	Peter Sundstrom to Washington for 1988 fifth-round pick (Martin Bergeron.)
Sept. 8, 1987 -	Pat Price to Minnesota for Willi Plett.
Sept. 11, 1987 -	Signed Dave Pichette as free agent.
Sept. 30, 1987 -	Jeff Jackson and Terry Carkner to Quebec for John Ogrodnick and David Shaw.
Oct. 5, 1987 -	Willi Plett claimed by Boston in Waiver Draft.
Oct. 6, 1987 -	Jeff Caufield and Dave Gagner to Minnesota for Paul Boutilier.
Oct. 23, 1987 -	Future considerations (1988 fourth-round pick - Jaan Luik) to St. Louis for Jim Pavese.
Nov. 4, 1987 -	Willie Huber and Larry Melnyk to Vancouver for Michel Petit.
Nov. 7, 1987 -	Jim Leavins to Calgary for Don Mercier.
Nov. 20, 1987 -	Curt Giles to Minnesota for Byron Lomow and future considerations.
Dec. 16, 1987 -	Paul Boutilier to Winnipeg for future considerations (1989 fifth-round pick - Aaron Miller.)
Dec. 31, 1987 -	Mike Donnelly and 1988 fifth-round pick (Alexander Mogilny) for Paul Cyr and 1988 10th-round pick (Eric Fenton.)
Jan. 21, 1988 -	Mike Siltala and Gord Walker to Los Angeles for Joe Paterson.
Jan. 27, 1988 -	Montreal's option to exchange 1989 first-round picks (Canadiens exercised option and selected Lindsay Vallis, while Rangers selected Steven Rice) for Chris Nilan.
Feb. 1, 1988 -	Todd Elik signed as free agent.
Feb. 22, 1988 -	Ron Duguay to Los Angeles for Mark Hardy.
Feb. 23, 1988 -	Brian Leetch signed to first NHL contract.
Feb. 28, 1988 -	Mike Richter signed to first NHL contract.
March 8, 1988 -	Jim Pavese to Detroit for future considerations (1990 fifth-round pick that was later returned to Detroit.)

### 1988-89 SEASON

June 13, 1988 -	Mark Hardy to Minnesota for future considerations (1989 third-round pick - Louie DeBrusk.)
July 14, 1988 -	Doug Wickenheiser signed as free agent.
Sept. 26, 1988 -	Signed Guy Lafleur as free agent.

## ALL-TIME TRANSACTIONS

Aug. 1, 1988 – Lafreniere.	Walt Poddubny, Jari Gronstrand, Bruce Bell, and 1989 fourth-round pick (Eric Dubois) to Quebec for Normand Rochefort and Jason
Aug. 22, 1988 –	Tony Granato signed to first NHL contract.
Sept. 28, 1988 –	Chris Jensen to Philadelphia for Michael Boyce.
Oct. 3, 1988 –	Claimed Craig Redmond from Edmonton in Waiver Draft.
Oct. 11, 1988 – Liba, and Rick Bennett.	Mark Tinordi, Paul Jerrard, Mike Sullivan, Bret Barnett, and 1989 third-round pick (Murray Garbutt) to Minnesota for Brian Lawton, Igor
Oct. 27, 1988 –	Jeff Crossman to Edmonton for Ron Shudra.
Nov. 1, 1988 –	Ken Hammond claimed off waivers from Edmonton. Craig Redmond claimed off waivers by Edmonton.
Dec. 9, 1988 –	Larry Bernard and 1989 fifth-round pick (Rhys Hollyman) to Minnesota for Mark Hardy.
Dec. 12, 1988 –	Igor Liba, Michael Boyce, Todd Elik, and future considerations to Los Angeles for Dean Kennedy and Denis Larocque.
Dec. 26, 1988 –	Don Maloney, Norm MacIver, and Brian Lawton to Hartford for Carey Wilson and 1990 fifth-round pick (Lubos Rob.)
Feb. 3, 1989 –	Dean Kennedy to Los Angeles for 1990 fourth-round pick (later traded to Minnesota.)
Feb. 18, 1989 –	Ken Hammond to Toronto for Chris McRae.
March 7, 1989 –	1990 fifth-round pick (Richard Smechlik) to Buffalo for Lindy Ruff.

### 1989-90 SEASON

Sept. 1, 1989 –	Barry Beck to Los Angeles for cash and 1990 fourth-round pick (Jeff Nielsen.) Beck, who had been in retirement, was required to play a minimum of 40 games in 1989-90 for Kings to receive the pick, and he played 52 games.
Sept. 7, 1989 –	Chris McRae and future considerations (1990 fifth-round pick – Tony Burns) to Detroit for Kris King.
Oct. 5, 1989 –	Michel Petit to Quebec for Randy Moller.
Nov. 1, 1989 –	Jay More to Minnesota for Dave Archibald.
Jan. 18, 1990 –	Future considerations (Denis Larocque) to Edmonton for Todd Charlesworth.
Jan. 20, 1990 –	Tony Granato and Tomas Sandstrom to Los Angeles for Bernie Nicholls.
March 6, 1990 –	Ulf Dahlen, Los Angeles' 1990 fourth-round pick (Cal McGowan), and future considerations (1991 fourth-round pick, later traded to Los Angeles) to Minnesota for Mike Gartner.
April 2, 1990 –	Tony Amonte signed to first NHL contract.

### 1990-91 SEASON

June 16, 1990 – Lafleur.	1990 fifth-round pick (Sergei Zubov) obtained from Quebec as compensation for the Nordiques' signing of restricted free agent Guy
June 28, 1990 – LaForest and Tie Domi.	Chris Nilan to Boston for Greg Johnston and future considerations (1991 sixth-round pick – Barry Young.) Johnston to Toronto for Mark
July 9, 1990 –	Carey Wilson and future considerations (1991 third-round pick – Michael Nylander) to Hartford for Jody Hull. Cash and future considerations to Buffalo for Ray Sheppard.
July 10, 1990 –	Simon Wheeldon to Winnipeg for Bryan McReynolds.
Jan. 17, 1991 –	Aaron Miller and 1991 fifth-round pick to Quebec for Joe Cirella.
Jan. 22, 1991 –	Rudy Poeschek to Winnipeg for Guy Larose.
March 5, 1991 –	Kevin Miller, Jim Cummins, and Dennis Vial to Detroit for Joe Kocur and Per Djooos.
April 2, 1991 –	Doug Weight signed to first NHL contract.

### 1991-92 SEASON

May 25, 1991 –	Miloslav Horava to Quebec for Stephane Guerard.
May 30, 1991 –	Brian Mullen to San Jose for Tim Kerr. Kelly Kisio claimed by San Jose in Expansion Draft.
Aug. 5, 1991 –	Future considerations to Philadelphia for Shaun Sabol.
Aug. 8, 1991 –	Future considerations to Philadelphia for Don Biggs.
Sept. 3, 1991 –	Adam Graves signed as free agent.
Sept. 9, 1991 –	Troy Mallette sent to Edmonton as compensation for the signing of restricted free agent Adam Graves.
Sept. 25, 1991 –	Future considerations to Chicago for Greg Millen.
Oct. 4, 1991 – trade.)	Bernie Nicholls, Steven Rice, and Louie DeBrusk to Edmonton for Mark Messier and future considerations (completed by Nov. 12, 1991,
Nov. 12, 1991 –	David Shaw to Edmonton for Jeff Beukeboom.
Dec. 23, 1991 –	Corey Millen to Los Angeles for Randy Gilhen.
Dec. 26, 1991 – Stevens.	Greg Millen to Detroit for 1992 conditional draft pick (eighth-round pick, later traded to Edmonton.) Guy Larose to Toronto for Mike
March 9, 1992 –	Randy Moller to Buffalo for Jay Wells.
March 10, 1992 –	Mark Janssens to Minnesota for Mario Thyer and 1993 third-round pick (Maxim Galanov.)

### 1992-93 SEASON

June 18, 1992 –	Mark LaForest claimed by Ottawa, and Jeff Bloemberg claimed by Tampa Bay in Expansion Draft.
June 20, 1992 –	1992 fourth-round pick (Ralph Intranuovo) and 1992 eighth-round pick (Colin Schmidt) to Edmonton for 1992 fourth-round pick (Chris Ferraro). 1992 11th-round pick (Petter Ronnqvist) to Ottawa for future considerations (deal completed with May 7, 1993, trade.)
July 8, 1992 –	Tim Kerr to Hartford for conditional draft pick (1993 seventh-round pick – Sergei Kondrashkin.)
July 20, 1992 –	Jean-Yves Roy signed as free agent.
July 23, 1992 –	Rangers awarded Tampa Bay's 1993 third-round pick (later traded back to Lightning) as compensation for Tampa Bay's signing of restricted free agent Rob Zamuner.
July 28, 1992 –	Jody Hull to Ottawa for future considerations.
Aug. 26, 1992 –	Dave Marcinyshyn signed as free agent.
Aug. 31, 1992 –	Phil Bourque signed as free agent.
Sept. 4, 1992 –	Craig Duncanson and Brad Tiley signed as free agents.
Sept. 15, 1992 –	Sergei Zubov signed to first NHL contract.
Oct. 5, 1992 –	Alexei Kovalev signed to first NHL contract.
Nov. 6, 1992 –	Dave Archibald to Ottawa for 1993 fifth-round pick (later traded to Los Angeles).
Dec. 11, 1992 –	Roman Oksiluta and 1993 third-round pick (Alexander Kerch) to Edmonton for Kevin Lowe.

## ALL-TIME TRANSACTIONS

Dec. 28, 1992 –	Tie Domi and Kris King to Winnipeg for Ed Olczyk.
March 17, 1993 –	Doug Weight to Edmonton for Esa Tikkanen.
March 22, 1993 –	Randy Gilhen to Tampa Bay for Mike Hartman. Mark Hardy and Ottawa's 1993 fifth-round pick (Frederick Beaubien) to Los Angeles for John McIntyre.

### 1993-94 SEASON

May 7, 1993 –	Robert Burakovsky to Ottawa for future considerations (1993 11th-round pick -- Pavel Komarov.) Deal completed trade of June 20, 1992.
June 20, 1993 –	John Vanbiesbrouck to Vancouver for future considerations following the Expansion Draft (Doug Lidster sent to Rangers on June 25, 1993.)
June 24, 1993 –	Joe Cirella claimed by Florida, and Steven King claimed by Anaheim in Expansion Draft.
June 25, 1993 –	Return of Tampa Bay's 1993 third-round pick (Allan Egeland) for Glenn Healy.
July 29, 1993 –	Greg Gilbert signed as free agent.
Aug. 16, 1993 –	Darren Langdon signed as free agent.
Aug. 17, 1993 –	Shawn McCosh signed as free agent.
Sept. 9, 1993 –	Mike Hurlbut to Quebec for Alexander Karpovtsev.
Oct. 3, 1993 –	Mike Hudson claimed from Edmonton in Waiver Draft. John McIntyre claimed by Vancouver, and Paul Broten claimed by Dallas in Waiver Draft.
Oct. 12, 1993 –	Jim Hiller claimed off waivers from Detroit.
Nov. 2, 1993 –	James Patrick and Darren Turcotte to Hartford for Steve Larmer, Nick Kypreos, Barry Richter, and 1994 sixth-round pick (Yuri Litvinov.)
Jan. 28, 1994 –	1994 11th-round pick (Jamie Butt) to Los Angeles for Brad Tiley.
March 21, 1994 –	Tony Amonte and Matt Oates to Chicago for Stephane Matteau and Brian Noonan. Mike Gartner to Toronto for Glenn Anderson, Scott Malone, and 1994 fourth-round pick (Alexander Korobolin.) Todd Marchant to Edmonton for Craig MacTavish. Peter Andersson to Florida for 1994 ninth-round pick (Vitali Yermeyev.) Phil Bourque to Ottawa for future considerations.

### 1994-95 SEASON

July 24, 1994 –	Esa Tikkanen, Doug Lidster, and Mike Keenan's coaching rights to St. Louis for Petr Nedved.
Aug. 19, 1994 –	Daniel Lacroix to Boston for Glen Featherstone.
Sept. 6, 1994 –	Mark Osborne signed as free agent.
Sept. 9, 1994 –	Ken Gernander signed as free agent.
Jan. 18, 1995 –	Mike Hudson claimed by Pittsburgh, and Greg Gilbert claimed by St. Louis in Waiver Draft.
March 23, 1995 –	Glen Featherstone, Michael Stewart, 1995 first-round pick (Jean-Sebastien Giguere), and 1996 fourth-round pick (Steve Wasyklo) to Hartford for Pat Verbeek. Daniel Lacroix claimed off waivers from Boston.
April 7, 1995 –	Ed Olczyk to Winnipeg for 1995 fifth-round pick (Alexei Vasiliev.) Corey Hirsch to Vancouver for Nathan LaFayette. Troy Loney claimed off waivers from NY Islanders.

### 1995-96 SEASON

July 19, 1995 –	Signed Ray Ferraro as free agent.
July 31, 1995 –	Jay Wells to St. Louis for Doug Lidster.
Aug. 2, 1995 –	Wayne Presley signed as free agent.
Aug. 3, 1995 –	Ryan Vandenbussche signed as free agent.
Aug. 24, 1995 –	Bruce Driver signed as free agent.
Aug. 31, 1995 –	Petr Nedved and Sergei Zubov to Pittsburgh for Luc Robitaille and Ulf Samuelsson.
Oct. 6, 1995 –	Jean-Yves Roy to Ottawa for Steve Larouche.
Dec. 28, 1995 –	Stephane Matteau to St. Louis for Ian Laperriere.
Jan. 14, 1996 –	Steve Larouche to Los Angeles for Chris Snell.
Feb. 29, 1996 –	Nick Kypreos and Wayne Presley to Toronto for Sergio Momesso and Bill Berg.
March 14, 1996 –	Ray Ferraro, Ian Laperriere, Mattias Norstrom, Nathan LaFayette, and 1997 fourth-round pick (Sean Blanchard) to Los Angeles for Marty McSorley, Jari Kurri, and Shane Churla.
March 20, 1996 –	Joe Kocur to Vancouver for Kay Whitmore.

### 1996-97 SEASON

July 9, 1996 –	Eric Boulton signed as free agent.
July 21, 1996 –	Wayne Gretzky signed as free agent.
Aug. 6, 1996 –	Peter Fiorentino signed as free agent.
Aug. 20, 1996 –	Marty McSorley to San Jose for Jay More, Brian Swanson, and future considerations (1997 fourth-round pick, later traded back to San Jose.)
Sept. 6, 1996 –	Pat Flatley signed as free agent.
Nov. 13, 1996 –	Sergio Momesso to St. Louis for Brian Noonan.
Feb. 6, 1997 –	Jay More to Phoenix for Mike Eastwood and Dallas Eakins.
Feb. 22, 1997 –	David Oliver claimed off waivers from Edmonton.
March 8, 1997 –	Brian Noonan and Sergei Nemchinov to Vancouver for Russ Courtnall and Esa Tikkanen.

### 1997-98 SEASON

June 21, 1997 –	1997 fourth-round pick (Adam Colagiacomo) to San Jose for 1997 fourth-round pick Tomi Kallarsson and 1997 sixth-round pick (Mike York.) Mike Peluso awarded to Rangers by arbitrator as compensation for St. Louis hiring Rangers executive Larry Pleau to be Blues' GM.)
July 7, 1997 –	Brian Skrudland and Mike Keane signed as free agents.
July 16, 1997 –	Jeff Finley signed as free agent.
Aug. 8, 1997 –	1998 fourth-round pick (Tommy Westlund) to Carolina for Jason Muzzatti.
Aug. 19, 1997 –	Dale Purinton signed as free agent.
Aug. 27, 1997 –	Pierre Sevigny signed as free agent.



## ALL-TIME TRANSACTIONS

Aug. 28, 1997 –	Luc Robitaille to Los Angeles for Kevin Stevens.
Sept. 2, 1997 –	P.J. Stock signed as free agent.
Sept. 11, 1997 –	Tim Sweeney signed as free agent.
Sept. 28, 1997 –	Mike Peluso claimed by Calgary in Waiver Draft.
Sept. 29, 1997 –	1998 second-round pick (Andrew Peters) and future considerations (2000 conditional fifth-round pick – conditions not met) to Buffalo for Pat LaFontaine. Geoff Smith signed as free agent.
Oct. 1, 1997 –	Peter Ferraro and Chris Ferraro claimed off waivers by Pittsburgh.
Nov. 14, 1997 –	Future considerations to Los Angeles for Brad Smith.
Jan. 14, 1998 –	Peter Ferraro claimed off waivers from Pittsburgh.
March 24, 1998 –	Mike Keane, Brian Skrudland, and 1998 or 1999 conditional sixth-round pick -- 1998 conditions met (Pavel Patera) -- to Dallas for Todd Harvey, Bob Errey, and 1998 fourth-round pick (Boyd Kane). Mike Eastwood to St. Louis for Harry York. Jason Muzzatti to San Jose for Rich Brennan. Ryan VandenBussche to Chicago for Ryan Risidore.

### 1998-99 SEASON

June 1, 1998 –	Colin Pepperal to Chicago for future considerations (conditional 199 draft pick, ninth-round pick – Petter Henning.)
June 30, 1998 –	Sylvain Blouin and 1999 sixth-round pick (later traded to Phoenix) to Montreal for Peter Popovic.
July 2, 1998 –	Scott Fraser signed as free agent.
July 9, 1998 –	John MacLean signed as free agent.
July 16, 1998 –	Jean-Francois Labbe signed as free agent.
July 20, 1998 –	Derek Armstrong signed as free agent.
Aug. 13, 1998 –	Brent Fedyk signed as free agent.
Oct. 1, 1998 –	2000 third-round pick (later returned to Rangers) to Detroit for Mike Knuble.
Oct. 9, 1998 –	Esa Tikkanen signed as free agent.
Oct. 14, 1998 –	Alexander Karpovtsev and 1999 fourth-round pick (Mirko Mirovic) to Toronto for Mathieu Schneider.
Nov. 25, 1998 –	Alexei Kovalev and Harry York to Pittsburgh for Petr Nedved, Sean Pronger, and Chris Tamer.
Nov. 27, 1998 –	Bill Berg and 1999 second-round pick (later traded to Anaheim) to Ottawa for Stan Neckar.
Dec. 18, 1998 –	Rumun Ndur claimed off waivers from Buffalo.
Dec. 22, 1998 –	Eric Cairns claimed off waivers by N.Y. Islanders.
Feb. 12, 1999 –	Sean Pronger to Los Angeles for Eric Lacroix.
Feb. 13, 1999 –	Jeff Finley and Geoff Smith to St. Louis for future considerations (Chris Kenady on Feb. 22, 1999.)
March 4, 1999 –	Mike Maneluk claimed off waivers from Chicago.
March 23, 1999 –	Ulf Samuelsson and future considerations to Detroit for 1999 second-round pick (David Inman) and return of Rangers' 2000 third-round pick (later traded to Tampa Bay.) Stan Neckar to Phoenix for Jason Doherty and 1999 sixth-round pick (Jay Dardis.) Vladimir Vorobiev to Edmonton for Kevin Brown.

### 1999-00 SEASON

May 3, 1999 –	Future considerations to Nashville for Brad Smyth.
June 26, 1999 –	Dan Cloutier, Niklas Sundstrom, 2000 first-round pick (Nikita Alexeev), and 2000 third-round pick (later traded to San Jose) to Tampa Bay for Chicago's 1999 first-round pick (Pavel Brendl.) Marc Savard and 1999 first-round pick (Oleg Saprykin) to Calgary for Jan Hlavac, 1999 first-round pick (Jamie Lundmark), and Philadelphia's 1999 third-round pick (Patrick Auferio).
July 6, 1999 –	Stephane Quintal and Valeri Kamensky signed as free agents.
July 8, 1999 –	Theo Fleury signed as free agent.
July 13, 1999 –	Kirk McLean signed as free agent.
July 15, 1999 –	Tim Taylor signed as free agent.
July 19, 1999 –	Sylvain Lefebvre signed as free agent.
July 22, 1999 –	Milan Hnlicka signed as free agent.
July 28, 1999 –	Terry Virtue signed as free agent.
Aug. 9, 1999 –	John Namestnikov signed as free agent.
Sept. 27, 1999 –	John Namestnikov claimed by Vancouver in Waiver Draft.
Sept. 30, 1999 –	Peter Popovic to Pittsburgh for Kevin Hatcher. John Namestnikov claimed off waivers from Vancouver.
Oct. 3, 1999 –	Future considerations (cash) to Tampa Bay for Alexandre Daigle. Drew Bannister signed as free agent.
Dec. 1, 1999 –	Rich Pilon claimed off waivers from N.Y. Islanders.
Dec. 11, 1999 –	Rumun Ndur claimed off waivers by Atlanta.
Dec. 30, 1999 –	Todd Harvey and 2001 fourth-round pick (Dimitri Patzold) to San Jose for Radek Dvorak.
Feb. 2, 2000 –	John Namestnikov to Nashville for Jason Dawe.
March 10, 2000 –	Mike Knuble to Boston for Rob DiMaio.

### 2000-01 SEASON

June 24, 2000 – Moore.)	2000 second-round pick (Tomas Kopecky) to Detroit for 2000 second-round pick (Filip Novak) and 2000 third-round pick (Dominic Moore.)
June 25, 2000 – pick (Brandon Snee.)	2000 fourth-round pick Jon DiSalvatore to San Jose for 2000 fourth-round pick (Premysl Duben) and 2000 compensatory fifth-round pick (Brandon Snee.)
July 10, 2000 –	Vladimir Malakhov signed as free agent.
July 13, 2000 –	Mark Messier signed as free agent.
July 27, 2000 –	Jeff Ulmer signed as free agent.
Aug. 4, 2000 –	Darren Langdon and Rob DiMaio to Carolina for Sandy McCarthy and 2001 conditional pick (fourth-round pick – Bryce Lampman.)
Sept. 25, 2000 –	Alexei Vasiliev to Nashville for future considerations (2001 conditional pick – conditions not met.)
Sept. 29, 2000 –	Andreas Johansson claimed from Calgary in Waiver Draft.
Oct. 5, 2000 –	Future considerations (placement of Stephane Quintal on waivers) to Chicago for Michal Grosek and Brad Brown. Stephane Quintal claimed off waivers by Chicago.
Nov. 9, 2000 –	Jean-Francois Labbe to Columbus for Bert Robertsson.
Dec. 28, 2000 –	2001 fifth-round pick (Frantisek Skladany) to Colorado for Alexei Gusarov.
Jan. 12, 2001 –	Johan Whitehall claimed off waivers by Montreal.

## ALL-TIME TRANSACTIONS

Jan. 13, 2001 –	Jeff Toms claimed off waivers from NY Islanders.
Feb. 5, 2001 –	John MacLean to Dallas for future considerations.
March 1, 2001 –	Eric Lacroix to Ottawa for Colin Forbes.
March 5, 2001 –	Alexei Gusarov to St. Louis for Peter Smrek.
March 7, 2001 –	Bert Robertsson to Nashville for Ryan Tobler. Guy Hebert claimed off waivers from Anaheim.

### 2001-02 SEASON

June 11, 2001 –	Barrett Heisten signed as free agent.
June 13, 2001 –	Layne Ulmer signed as free agent.
June 23, 2001 –	2001 third-round pick (Chris Heid) to Minnesota for Carolina's 2001 third-round pick (Garth Murray) and 2001 fifth-round pick (Shawn Collymore.) Burke Henry to Calgary for Chris St. Croix.
June 24, 2001 –	Adam Graves and future considerations to San Jose for Mikael Samuelsson and Chris Gosselin. Jeff Dessner to Atlanta for 2001 eighth-round pick (Leonid Zvachkin.) 2002 seventh-round pick (Pierre Johnsson) to Calgary for Detroit's 2001 seventh-round pick (Pontus Petterstrom.)
June 29, 2001 –	Jason Doig and Jeff Ulmer to Ottawa for Sean Gagnon.
June 30, 2001 –	Tim Taylor to Tampa Bay for Kyle Freadrich and Nils Ekman. Rich Pilon to San Jose for 2002 conditional pick (seventh-round pick – Joey Crabb.)
July 1, 2001 –	Dave Karpa and Igor Ulanov signed as free agents.
July 17, 2001 –	Zdeno Ciger signed as free agent.
Aug. 7, 2001 –	Darren Van Impe claimed off waivers from Boston.
Aug. 20, 2001 –	Pavel Brendl, Jan Hlavac, Kim Johnsson, and 2003 third-round pick (Stefan Ruzicka) to Philadelphia for Eric Lindros and future considerations (conditional first-round pick, conditions not met.)
Aug. 23, 2001 –	P.J. Stock signed as free agent.
Aug. 28, 2001 –	Steve McKenna signed as free agent.
Sept. 28, 2001 –	P.J. Stock claimed by Boston in Waiver Draft.
Oct. 1, 2001 –	Benoit Dusbablon signed as free agent.
Oct. 3, 2001 –	Rico Fata claimed off waivers from Calgary.
Oct. 4, 2001 –	Bryan Berard signed as free agent.
Dec. 12, 2001 –	Zdeno Ciger to Tampa Bay for Matthew Barnaby.
Dec. 18, 2001 –	Darren Van Impe claimed off waivers by Florida.
Jan. 16, 2002 –	Trent Whitfield claimed off waivers from Washington.
Feb. 1, 2002 –	Trent Whitfield claimed off waivers by Washington.
March 12, 2002 –	Manny Malhotra and Barrett Heisten to Dallas for Martin Rucinsky and Roman Lyashenko.
March 16, 2002 –	Jeff Toms claimed off waivers by Pittsburgh.
March 18, 2002 –	Igor Ulanov, Filip Novak, 2002 first-round pick (later traded), 2002 second-round pick (Rob Globke), and 2003 fourth-round pick (later traded) to Florida for Pavel Bure and 2002 second-round pick (Lee Falardeau.)
March 19, 2002 –	Mike York and 2002 fourth-round pick (Ivan Koltsov) to Edmonton for Tom Poti and Rem Murray. Peter Smrek to Nashville for Richard Lintner.

### 2002-03 SEASON

June 22, 2002 –	2002 third-round pick (Arttu Luutinen) to Ottawa for 2002 third-round pick (Marcus Jonassen) and 2002 fourth-round pick (Nate Guenin.)
June 23, 2002 –	2003 sixth-round pick (later returned) and future considerations (negotiation rights to pending unrestricted free agent Theo Fleury or return of pick – pick was returned) to San Jose for 2002 sixth-round pick (Kim Hirschkovits.) Future considerations (2003 ninth-round pick – later traded) to Pittsburgh for Krzysztof Oliwa.
June 30, 2002 –	Rights to pending unrestricted free agent Mike Richter to Edmonton for future considerations (2003 fourth-round pick – Corey Potter.)
July 1, 2002 –	Bobby Holik signed as free agent.
July 2, 2002 –	Darius Kasparaitis signed as free agent.
July 4, 2002 –	Mike Richter signed as free agent.
July 8, 2002 –	Ted Donato signed as free agent.
July 11, 2002 –	Craig Weller signed as free agent.
July 16, 2002 –	Derek Armstrong to Los Angeles for 2003 sixth-round pick (Chris Holt.)
Aug. 7, 2002 –	Joel Bouchard signed as free agent.
Oct. 1, 2002 –	Dixon Ward signed as free agent.
Oct. 4, 2002 –	Ronald Petrovicky claimed from Calgary in Waiver Draft.
Oct. 10, 2002 –	Boyd Kane to Tampa Bay for Gordie Dwyer.
Dec. 12, 2002 –	Rem Murray, Tomas Kloucek, and Marek Zidlicky to Nashville for Mike Dunham. Future considerations (conditional 2004 draft pick – conditions not met) to Edmonton for Josh Green.
Dec. 16, 2002 –	Billy Tibbetts signed as free agent.
Dec. 17, 2002 –	Cory Cross signed as free agent.
Jan. 6, 2003 –	Krzysztof Oliwa to Boston for 2004 ninth-round pick (later traded.)
Jan. 8, 2003 –	2004 fourth-round pick (later traded) to Chicago for Boris Mironov.
Jan. 15, 2003 –	Josh Green claimed off waivers by Washington.
Jan. 17, 2003 –	Boston's 2004 ninth-round pick (later traded) returned to Boston for Jay Henderson.
Jan. 22, 2003 –	Mike Mottau to Calgary for conditional draft choice in 2003 or 2004. Rangers' chose 2003 option of a sixth-round pick (Ivan Dornic.)
Feb. 10, 2003 –	Rico Fata, Mikael Samuelsson, Joel Bouchard, and Richard Lintner to Pittsburgh for Alexei Kovalev, Dan LaCouture, Janne Laukkanen, and Mike Wilson.
Feb. 21, 2003 –	Gordie Dwyer claimed off waivers by Montreal.
March 11, 2003 –	Radek Dvorak and Cory Cross to Edmonton for Anson Carter and Ales Pisa. Johan Holmqvist to Minnesota for Lawrence Nycholat. Janne Laukkanen claimed off waivers by Tampa Bay.

### 2003-04 SEASON

May 22, 2003 –	Jed Ortmeyer signed as free agent.
June 21, 2003 –	2003 second-round pick (Josh Hennessy) to San Jose for Boston's 2003 second-round pick (Ivan Baranka) and San Jose's 2003 third-

## ALL-TIME TRANSACTIONS

round pick (Kenny Roche.)

June 30, 2003 – Rights to pending unrestricted free agent Brian Leetch to Edmonton for Jussi Markkanen and 2004 fourth-round pick (later traded.)  
 Rights to pending unrestricted free agent Mark Messier to San Jose for 2004 fourth-round pick (Ryan Callahan.)  
 July 14, 2003 – Greg de Vries signed as free agent.  
 July 25, 2003 – Chris Simon signed as free agent.  
 July 28, 2003 – Paul Healey signed as free agent.  
 July 30, 2003 – Brian Leetch signed as free agent.  
 Aug. 12, 2003 – Nils Ekman to San Jose for Chad Wiseman.  
 Aug. 28, 2003 – Martin Rucinsky and Jan Hlavac signed as free agents.  
 Sept. 5, 2003 – Mark Messier signed as free agent.  
 Sept. 30, 2003 – Shawn Heins claimed off waivers from Atlanta, and Jeff Heerema claimed off waivers from Carolina.  
 Oct. 3, 2003 – Sheldon Keefe claimed from Tampa Bay, Mike Siklenka claimed from Philadelphia, and Joel Bouchard claimed from Buffalo in Waiver Draft.  
 Draft: Shawn Heins and Ronald Petrovicky claimed by Atlanta, and Jeff Heerema claimed by St. Louis in Waiver Draft.  
 Oct. 22, 2003 – Pascal Rheaume signed NHL contract after having already signed AHL contract to begin season in Hartford.  
 Oct. 24, 2003 – Sheldon Keefe claimed off waivers by Tampa Bay.  
 Nov. 5, 2003 – Mike Siklenka claimed off waivers by Philadelphia.  
 Dec. 11, 2003 – Jason MacDonald signed NHL contract after having already signed AHL contract to begin season in Hartford.  
 Jan. 10, 2004 – Jeff Heerema claimed off waivers from St. Louis.  
 Jan. 23, 2004 – Anson Carter to Washington for Jaromir Jagr. 2004 eighth-round pick (Matt Greer) to Columbus for Jamie Pushor.  
 Jan. 29, 2004 – Pascal Rheaume claimed off waivers by St. Louis.  
 March 2, 2004 – Alexei Kovalev to Montreal for Jozef Balej and 2004 second-round pick (Bruce Graham.)  
 March 3, 2004 – Brian Leetch and conditional draft pick (Edmonton's 2004 fourth-round pick – Roman Kukumberg) to Toronto for Maxim Kondratiev, Jarkko Immonen, 2004 first-round pick (later traded), and 2005 second-round pick (Mike Sauer.) Petr Nedved and Jussi Markkanen to Edmonton for Dwight Helminen, Steve Valiquette, and 2004 second-round pick (Dane Byers.)  
 March 6, 2004 – Chris Simon and 2004 seventh-round pick (Matt Schneider) to Calgary for Blair Betts, Greg Moore, and Jamie McLennan. Josh Green claimed off waivers from Calgary.  
 March 8, 2004 – Vladimir Malakhov to Philadelphia for Rick Kozak and 2005 second-round pick (later traded.) Matthew Barnaby and 2004 third-round pick (Denis Parshin) to Colorado for David Liffiton, Chris McAllister, and Florida's 2004 second-round pick (later traded.)  
 March 9, 2004 – Greg de Vries to Ottawa for Karel Rachunek and Alexandre Giroux. Martin Rucinsky to Vancouver for Martin Grenier and R.J. Umberger.  
 Paul Healey to Florida for Jeff Paul. Mike Green claimed off waivers from Florida. Sandy McCarthy claimed off waivers from Boston.  
 March 23, 2004 – Thomas Pock signed as free agent.

### 2004-05 SEASON

June 26, 2004 – Toronto's 2004 first-round pick and Rangers' compensatory 2004 second-round pick to Calgary for 2004 first-round pick (Lauri Korpikoski) and 2004 eighth-round pick (Jonathan Paiement.) Florida's 2004 second-round pick returned to Florida for Dallas' 2004 compensatory second-round pick (later traded) and 2004 third-round pick (Zdenek Bahen.) Dallas' 2004 compensatory second-round pick to Phoenix for 2004 second-round pick (Brandon Dubinsky) and 2004 third-round pick (Billy Ryan.)  
 July 7, 2004 – Ryan Hollweg signed as free agent.  
 July 20, 2004 – Jason Strudwick signed as free agent.  
 Aug. 10, 2004 – Michael Nylander signed as free agent.  
 Aug. 26, 2004 – Kevin Weekes signed as free agent.

### 2005-06 SEASON

July 29, 2005 – Henrik Lundqvist signed to first NHL contract.  
 July 30, 2005 – 2005 first-round pick (Alex Bourret) and Philadelphia's 2005 second-round pick (Ondrej Pavelec) to Atlanta for San Jose's 2005 first-round pick (Marc Staal.) 2005 second-round pick (Guillaume Lantendresse) to Montreal for 2005 second-round pick (Marc-Andre Cliche) and 2005 third-round pick (Brodie Dupont.)  
 Aug. 2, 2005 – Martin Straka and Marek Malik signed as free agents.  
 Aug. 3, 2005 – Martin Rucinsky signed as free agent.  
 Aug. 4, 2005 – Ville Nieminen and Jason Ward signed as free agents.  
 Aug. 23, 2005 – Trevor Gillies and 2007 conditional draft pick (fourth-round pick -later traded) to Anaheim for Steve Ruchin.  
 Sept. 6, 2005 – Michal Rozsival signed as free agent.  
 Sept. 21, 2005 – Marc Staal signed to first NHL contract.  
 Sept. 30, 2005 – Garth Murray to Montreal for Marcel Hossa.  
 Oct. 7, 2005 – Jozef Balej and conditional 2006 fifth-round draft pick (conditions not met) to Vancouver for Fedor Fedorov.  
 Oct. 18, 2005 – Jamie Lundmark to Phoenix for Jeff Taffe.  
 Nov. 29, 2005 – Colton Orr claimed off waivers from Boston.  
 Jan. 8, 2006 – Maxim Kondratiev to Anaheim for Petr Sykora and 2007 conditional fourth-round draft pick (return of pick obtained in Aug. 23, 2005, trade -later traded.)  
 Jan. 24, 2006 – Jeff Taffe to Phoenix for Martin Sonnenberg.  
 March 8, 2006 – Ville Nieminen to San Jose for 2006 third-round pick (later traded.)  
 March 9, 2006 – San Jose's 2006 third-round pick to Anaheim for Sandis Ozolins.  
 April 20, 2006 – Brandon Dubinsky signed to first NHL contract.

### 2006-07 SEASON

May 11, 2006 – Ryan Callahan signed to first NHL contract.  
 June 14, 2006 – Mike Green to Dallas for 2008 conditional fifth-round pick (conditions not met.)  
 June 24, 2006 – 2006 fourth-round pick (Niclas Andersen) and 2006 fifth-round pick (Martin Nolet) to Los Angeles for 2006 fourth-round pick (David Kveton.) 2007 fourth-round pick (Brett Bruneteau) to Washington for Vancouver's 2006 fifth-round pick Tomas Zaborsky.)  
 July 1, 2006 – Matt Cullen signed as free agent. Dan Girardi signed to first NHL contract.  
 July 3, 2006 – Aaron Ward signed as free agent.  
 July 9, 2006 – Brendan Shanahan signed as free agent.  
 July 19, 2006 – Dominic Moore to Nashville for Adam Hall.

## ALL-TIME TRANSACTIONS

Nov. 21, 2006 –	Jakub Petruzalek and 2008 conditional fifth-round draft pick (conditions not met) to Carolina for Brad Isbister.
Jan. 12, 2007 –	Jason Krog claimed off waivers from Atlanta.
Feb. 5, 2007 –	Jason Ward, Marc-Andre Cliche, Jan Marek, and future considerations (2008 third-round pick -- later traded) to Los Angeles for Sean Avery, John Seymour, and future considerations.
Feb. 9, 2007 –	Adam Hall to Minnesota for Pascal Dupuis.
Feb. 27, 2007 –	Aaron Ward to Boston for Paul Mara, Pascal Dupuis and 2007 third-round pick (later traded) to Atlanta for Alex Bourret. Jason Krog claimed off waivers by Atlanta.
March 19, 2007 –	Jason Strudwick signed as free agent.

### 2007-08 SEASON

May 31, 2007 –	Ryan Russell to Montreal for 2007 seventh-round pick (David Skokan.)
July 1, 2007 –	Chris Drury and Scott Gomez signed as free agents.
July 4, 2007 –	Bryce Lampman to Tampa Bay for Mitch Fritz.
July 17, 2007 –	Matt Cullen to Carolina for Andrew Hutchinson, Joe Barnes, and 2008 third-round pick (Evgeny Grachev)
Aug. 2, 2007 –	Artem Anisimov signed to first NHL contract.
Aug. 20, 2007 –	Matt Zaba signed as free agent.
Oct. 11, 2007 –	Future considerations (conditional 2008 seventh-round pick -- conditions not met) to Chicago for P.A. Parenteau.
Feb. 26, 2008 –	Al Montoya and Marcel Hossa to Phoenix for Fredrik Sjostrom, Josh Gratton, David LeNeveu, and conditional draft pick (conditions not met.) 2008 fourth-round pick (later returned to Rangers) to St. Louis for Christian Backman.

### 2008-09 SEASON

June 21, 2008 –	2008 seventh-round pick (Jani Lajunen) and 2009 fourth-round pick (Nick Oliver) to Nashville for return of Rangers' 2008 fourth-round pick (Dale Weise.) Alex Bourret to Phoenix for Pittsburgh's 2008 third-round pick (Tomas Kundratek.)
July 1, 2008 –	Wade Redden, Aaron Voros, and Patrick Rissmiller signed as free agents.
July 2, 2008 –	Fedor Tyutin and Christian Backman to Columbus for Nikolai Zherdev and Dan Fritsche.
July 3, 2008 –	Markus Naslund and Dmitri Kalinin signed as free agents.
July 14, 2008 –	Ryan Hollweg to Toronto for Pittsburgh's 2009 fifth-round pick (later traded.)
Oct. 30, 2008 –	Hugh Jessiman to Nashville for future considerations (conditional draft pick -- conditions not met.)
Jan. 29, 2009 –	Dan Fritsche to Minnesota for Erik Reitz.
Feb. 25, 2009 –	Mark Bell claimed off re-entry waivers from Toronto.
March 3, 2009 –	Sean Avery claimed off re-entry waivers from Dallas.
March 4, 2009 –	Nigel Dawes, Petr Prucha, and Dmitri Kalinin to Phoenix for Derek Morris. 2009 second-round pick (Kenny Ryan) and 2010 conditional draft pick (conditions not met) to Toronto for Nik Antropov. Erik Reitz claimed off re-entry waivers by Toronto.
April 17, 2009 –	Matt Gilroy signed as free agent.

### 2009-10 SEASON

May 20, 2009 –	Ilkka Heikkinen signed as free agent.
May 26, 2009 –	Michael Del Zotto signed to first NHL contract.
June 27, 2009 –	Return of Pittsburgh's 2009 fifth-round pick (Andy Bathgate) to Penguins for Chad Johnson. 2010 third-round pick (Jordan Weal) to Los Angeles for Brian Boyle.
June 30, 2009 –	Scott Gomez, Tom Pyatt and Mike Busto to Montreal for Christopher Higgins, Pavel Valentenko, and Ryan McDonagh.
July 1, 2009 –	Marian Gaborik and Donald Brashear signed as free agents.
July 3, 2009 –	Corey Locke signed as free agent.
July 9, 2009 –	Ales Kotalik signed as free agent.
July 13, 2009 –	Lauri Korpikoski to Phoenix for Enver Lisin.
July 16, 2009 –	Brian Fahey to Colorado for Nigel Williams.
Aug. 17, 2009 –	Vinny Prospal signed as free agent.
Dec. 2, 2009 –	Erik Christensen claimed off waivers from Anaheim.
Feb. 2, 2010 –	Christopher Higgins and Ales Kotalik to Calgary for Olli Jokinen and Brandon Prust.
Feb. 12, 2010 –	Conditional 2011 draft pick (sixth-round pick) to San Jose for Jody Shelley.
Feb. 27, 2010 –	Alex Auld claimed off re-entry waivers from Dallas.
March 3, 2010 –	Jordan Owens to Detroit for Kris Newbury. Miika Wilkman and 2011 seventh-round pick to Phoenix for Anders Eriksson.
March 30, 2010 –	Cam Talbot signed as free agent.

### 2010-11 SEASON

May 26, 2010 –	Mats Zuccarello signed as free agent.
June 26, 2010 –	Bobby Sanguinetti to Carolina for Washington's 2011 second-round pick and 2010 sixth-round pick (Jesper Fast.)
July 1, 2010 –	Martin Biron and Derek Boogaard signed as free agents. Derek Stepan signed to first NHL contract.
July 6, 2010 –	Ryan McDonagh signed to first NHL contract.
July 9, 2010 –	Aaron Voros and Ryan Hillier to Anaheim for Steve Eminger.
July 27, 2010 –	Alex Frolov signed as free agent.
Aug. 2, 2010 –	Donald Brashear and Patrick Rissmiller to Atlanta for Todd White.
Oct. 4, 2010 –	Ruslan Fedotenko signed as free agent.
Nov. 11, 2010 –	Dane Byers to Columbus for Chad Kolarik.
Nov. 23, 2010 –	Nigel Williams to Anaheim for Stu Bickel.
Jan. 10, 2011 –	Michal Rozsival to Phoenix for Wojtek Wolski.
Feb. 26, 2011 –	Tim Kennedy and 2011 third-round pick to Florida for Bryan McCabe.
Feb. 28, 2011 –	2012 seventh-round pick (Viktor Loov) to Toronto for John Mitchell.
Mar. 16, 2011 –	Ryan Bourque signed to first NHL contract. Dylan McIlrath signed to first NHL contract.
Apr. 11, 2011 –	Carl Hagelin signed to first NHL contract.

### 2011-12 SEASON

## ALL-TIME TRANSACTIONS

May 8, 2011 -	Ethan Werek to Phoenix for Oscar Lindberg.
May 19, 2011 -	Christian Thomas signed to first NHL contract.
June 1, 2011 -	Roman Horak and two 2011 second-round picks (Markus Granlund, Tyler Wotherspoon) to Calgary for Tim Erixon and a 2011 fifth-round pick (Shane McColgan.)
June 25, 2011 -	Evgeny Grachev to St. Louis for 2011 third-round pick (Steven Fogarty.)
June 29, 2011 -	Bought out Chris Drury.
July 1, 2011 -	Mike Rupp signed as free agent.
July 2, 2011 -	Brad Richards signed as free agent.
July 28, 2011 -	JT. Miller signed to first NHL contract.
Aug. 16, 2011 -	Andre Deveau signed as free agent.
Oct. 6, 2011 -	Jeff Woywitka claimed off waivers from Montreal.
Nov. 5, 2011 -	Anton Stralman signed as a free agent.
Feb. 3, 2012 -	Erik Christensen and a conditional 2013 seventh-round pick (Alexandre Belanger) to Minnesota for Casey Wellman.
Feb. 25, 2012 -	Wojtek Wolski to Florida for Mike Vernace and a 2013 third-round pick (later traded).
Feb. 27, 2012 -	2012 fifth-round pick (Travis Brown) to Chicago for John Scott.
Apr. 10, 2012 -	Chris Kreider signed to first NHL contract.

### 2012-13 SEASON

May 29, 2012 -	Jesper Fast signed to first NHL contract.
May 30, 2012 -	Marek Hrivik signed as free agent.
June 1, 2012 -	Oscar Lindberg signed to first NHL contract.
July 1, 2012 -	Arron Asham and Micheal Haley signed as free agents.
July 3, 2012 -	Taylor Pyatt signed as free agent.
July 9, 2012 -	Jeff Halpern signed as free agent.
July 10, 2012 -	Brandon Segal signed as free agent.
July 20, 2012 -	Casey Wellman to Florida for a 2014 fifth-round pick (Richard Nejezchleb).
July 23, 2012 -	Artem Anisimov, Brandon Dubinsky, Tim Erixon and a 2013 first-round pick to Columbus (Kerby Rychel) for Rick Nash, Steven Delisle and a conditional 2013 third-round pick (Pavel Buchnevich).
Jan. 16, 2013 -	Bought out Wade Redden.
Jan. 16, 2013 -	Tommy Grant and a conditional pick in 2014 (later traded) to San Jose for Brandon Mashinter.
Jan. 24, 2013 -	Chad Kolarik to Pittsburgh for Benn Ferriero.
Feb. 4, 2013 -	Mike Rupp to Minnesota for Darroll Powe and Nick Palmieri.
Mar. 6, 2013 -	Roman Hamrlik claimed off waivers from Washington.
Apr. 2, 2013 -	2013 second-round pick (Gabryel Boudreau), a 2013 third-round pick (later traded), and a 2014 conditional fifth-round pick (Rourke Chartier) to San Jose for Ryane Clowe.
Apr. 3, 2013 -	Marian Gaborik, Steven Delisle, and Blake Parlett to Columbus for Derick Brassard, Derek Dorsett, John Moore, and a 2014 sixth-round pick (later traded).

### 2013-14 SEASON

June 30, 2013-	Benn Ferriero and 2014 sixth-round pick (Chase Lang) to Minnesota for Justin Falk.
July 1, 2013-	Kris Newbury to Philadelphia for Danny Syrvet.
July 2, 2013-	Christian Thomas to Montreal for Danny Kristo.
July 5, 2013-	Dominic Moore and Benoit Pouliot signed as free agents.
Oct. 20, 2013 -	Martin Biron announced his retirement.
Dec. 6, 2013 -	Brandon Mashinter to Chicago for Kyle Beach.
Jan. 2, 2014 -	Taylor Pyatt claimed off waivers by Pittsburgh. Anthony Duclair signed to first NHL contract.
Jan. 4, 2014 -	2014 seventh-round pick (Spencer Watson) to Los Angeles for Daniel Carrillo.
Jan. 21, 2014 -	David LeNeveu signed as free agent.
Jan. 22, 2014 -	Michael Del Zotto to Nashville for Kevin Klein.
March 5, 2014 -	Ryan Callahan, 2014 first-round pick (later traded), and 2015 first-round pick (later traded) to Tampa Bay for Martin St. Louis. 2015 fifth-round pick to Vancouver (Adam Gaudette) for Raphael Diaz.
June 2, 2014 -	Mackenzie Skapski signed to first NHL contract.

### 2014-15 SEASON

June 20, 2014 -	Bought out Brad Richards.
June 27, 2014 -	Derek Dorsett to Vancouver for a 2014 third-round pick (Keegan Iverson).
July 1, 2014 -	Dan Boyle, Tanner Glass, Michael Kostka, Matt Hunwick, Steven Kampfer, and Chris Mueller signed as free agents.
July 19, 2014 -	Lee Stempniak signed as a free agent.
Aug. 20, 2014 -	Kevin Hayes signed as a free agent.
Sept. 11, 2014 -	Ryan Malone signed as a free agent.
March 1, 2015 -	John Moore, Anthony Duclair, a 2015 second-round pick (later traded), and a 2016 first-round pick to Arizona (later traded) for Keith Yandle, Chris Summers, and 2016 fourth-round pick (Tarmo Reunanen). Lee Stempniak to Winnipeg for Carl Klingberg. 2016 fourth-round pick (Noah Gregor) to San Jose for James Sheppard.
April 1, 2015 -	Brady Skjei signed to first NHL contract.

### 2015-16 SEASON

June 1, 2015 -	Daniel Walcott to Tampa Bay for 2015 seventh-round pick (later traded).
June 27, 2015 -	Carl Hagelin, 2015 second-round pick (Julius Nattinen), and 2015 sixth-round pick (Garrett Metcalf) to Anaheim for Emerson Etem and 2015 second-round pick (Ryan Groppe), Cam Talbot and 2015 seventh-round pick (Ziyat Paigin) to Edmonton for a 2015 second-round pick (later traded), 2015 third-round pick (Sergey Zborovskiy), and 2015 seventh-round pick (Adam Huska). 2015 second-round pick (Jonas Siegenthaler) to Washington for a 2015 third-round pick (Robin Kovacs) and a 2015 fourth-round pick (Brad Morrison). Ryan Haggerty to Chicago for Antti Raanta.
July 1, 2015 -	Raphael Diaz, Jayson Megna, and Viktor Stalberg signed as free agents. 2017 sixth-round pick to Nashville for Magnus Hellberg (Pavel Kolygin).
July 2, 2015 -	Brandon Halverson signed to first NHL contract.

## ALL-TIME TRANSACTIONS

Aug. 10, 2015 –	Jarret Stoll signed as a free agent.	
Dec. 15, 2015 –	Jarret Stoll claimed off waivers by Minnesota.	
Dec. 31, 2015 –	Ryan Gropp signed to first NHL contract.	
Jan. 8, 2016 –	Emerson Etem to Vancouver for Nicklas Jensen and a 2017 sixth-round pick (Dominik Lakatos).	
Jan. 21, 2016 –	Daniel Paille signed as a free agent.	
Feb. 28, 2016 –	Aleksi Saarela, a 2016 second-round pick (later traded), and a 2017 second-round pick to Carolina (Luke Martin) for Eric Staal.	
Ryan Bourque to Washington for Chris Brown.		
March 28, 2016 –	Boo Nieves signed to first NHL contract.	
March 29, 2016 –	Steven Fogarty signed to first NHL contract.	

### 2016-17 SEASON

May 13, 2016 –	Pavel Buchnevich signed to first NHL contract.	
June 20, 2016 –	Keith Yandle to Florida for a 2016 sixth-round pick (Tyler Wall) and a 2017 fourth-round pick (later traded).	
June 25, 2016 –	2017 fourth-round pick (Petr Kvaca) to Colorado for Nick Holden.	
July 1, 2016 –	Michael Grabner, Nathan Gerbe, Adam Clendening, and Michael Paliotto signed as free agents.	
July 15, 2016 –	Josh Jooris signed as a free agent.	
July 18, 2016 –	Derick Brassard and a 2018 seventh-round pick (Luke Lohett) to Ottawa for Milka Zibanejad and a 2018 second-round pick (later traded).	
Aug. 18, 2016 –	John Gilmour signed as a free agent.	
Aug. 19, 2016 –	Jimmy Vesey signed as a free agent.	
Aug. 26, 2016 –	Brandon Pirri signed as a free agent.	
Oct. 16, 2016 –	Justin Fontaine signed as a free agent.	
Nov. 8, 2016 –	Dylan McIlrath to Florida for Steven Kampfer and a conditional draft pick (conditions not met).	
Nov. 21, 2016 –	Matt Puempel claimed off waivers from Ottawa.	
Dec. 11, 2016 –	Josh Jooris claimed off waivers by Arizona.	
Feb. 28, 2017 –	2018 second-round pick (Jonatan Berggren) and a 2017 third-round pick (Zachary Gallant) to Detroit for Brendan Smith.	
March 1, 2017 –	Justin Fontaine to Edmonton for Taylor Beck.	
March 16, 2017 –	Tim Getttinger signed to first NHL contract.	
March 27, 2017 –	Vinni Lettieri signed as a free agent.	
Apr. 10, 2017 –	Gabriel Fontaine signed to first NHL contract.	
May 1, 2017 –	Neal Pionk signed as a free agent.	
May 8, 2017 –	Dawson Leedahl signed as a free agent	

### 2017-18 SEASON

June 15, 2017 –	Bought out Dan Girardi.	
June 21, 2017 –	Oscar Lindberg claimed by Vegas in NHL Expansion Draft.	
June 23, 2017 –	Derek Stepan and Antti Raanta to Arizona for Tony DeAngelo and a 2017 first-round pick (Lias Andersson).	
June 24, 2017 –	2017 fourth-round pick (Scott Reedy) to San Jose for a 2017 fourth-round pick (Brandon Crawley) and a 2017 sixth-round pick (Morgan Barron).	
July 1, 2017 –	Kevin Shattenkirk, Ondrej Pavelec, Paul Carey, and Cole Schneider signed as free agents.	
July 5, 2017 –	David Desharnais signed as a free agent.	
July 7, 2017 –	Kevin Klein announced his retirement.	
July 13, 2017 –	Lias Andersson signed to first NHL contract.	
July 14, 2017 –	Fillip Chytil signed to first NHL contract.	
July 19, 2017 –	Alexandar Georgiev signed as a free agent.	
Oct. 2, 2017 –	Brandon Crawley signed to first NHL contract.	
Oct. 9, 2017 –	Adam Cracknell claimed off waivers from Dallas.	
Oct. 21, 2017 –	Matt Puempel to Detroit for Ryan Sproul.	
Nov. 30, 2017 –	Adam Cracknell to Montreal for Peter Holland.	
Dec. 6, 2017 –	Signed Marek Mazanec as a free agent.	
Jan. 25, 2018 –	Claimed Cody McLeod off waivers from Nashville.	
Feb. 20, 2018 –	Nick Holden to Boston for Rob O'Gara and a 2018 third-round pick (Joey Keane).	
Feb. 22, 2018 –	Michael Grabner to New Jersey for Yegor Rykov and a 2018 second-round pick (later traded).	
Feb. 25, 2018 –	Rick Nash to Boston for Ryan Lindgren, Ryan Spooner, Matt Beleskey, a 2018 first-round pick (later traded), and a 2019 seventh-round pick (later traded).	
Feb. 26, 2018 –	Ryan McDonagh and J.T. Miller to Tampa Bay for Vladislav Namestnikov, Libor Hajek, Brett Howden, a 2018 first-round pick (Nils Lundkvist), and a 2019 second-round pick (Karl Henriksson). Ryan Graves to Colorado for Chris Bigras.	
March 5, 2018 –	Ty Ronning signed to first NHL contract.	
March 22, 2018 –	Ryan Lindgren signed to first NHL contract.	

### 2018-19 SEASON

June 22, 2018 –	2018 first-round pick (Jacob Bernard-Docker) and 2018 second-round pick (Jonathan Tychonick) to Ottawa for a 2018 first-round pick (K'Andre Miller).	
June 23, 2018 –	2019 seventh-round pick to Carolina (Massimo Rizzo) for a 2018 seventh-round pick (Riley Hughes).	
July 1, 2018 –	Fredrik Claesson signed as a free agent.	
Sept. 11, 2018 –	Steven Kampfer, a 2019 fourth-round pick (later traded), and a 2019 seventh-round pick (Jake Schmalztz) to Boston for Adam McQuaid.	
Nov. 16, 2018 –	Ryan Spooner to Edmonton for Ryan Strome.	
Jan. 14, 2019 –	Cole Schneider to Nashville for Connor Brickley.	
Feb. 6, 2019 –	Cody McLeod to Nashville for a 2020 seventh-round pick (Hugo Ollas).	
Feb. 12, 2019 –	Marek Mazanec to Vancouver for a 2020 seventh-round pick (later traded).	
Feb. 18, 2019 –	Peter Holland to Chicago for Darren Raddysch.	
Feb. 23, 2019 –	Mats Zuccarello to Dallas for a 2019 second-round pick (Matthew Robertson) and a 2020 third-round pick (Oliver Tarnstrom).	
Feb. 25, 2019 –	Kevin Hayes to Winnipeg for a 2019 first-round pick (later traded - re-acquired by Winnipeg), Brendan Lemieux, and a 2022	

## ALL-TIME TRANSACTIONS

conditional fourth-round pick (conditions not met). Adam McQuaid to Columbus for Julius Bergman, a 2019 fourth-round pick (Hunter Skinner), and a 2019 seventh-round pick (Eric Ciccolini).

March 4, 2019 – Joey Keane signed to first NHL contract.  
 March 9, 2019 – Adam Huska signed to first NHL contract.  
 March 15, 2019 – Jake Elmer signed as a free agent.  
 March 30, 2019 – Patrick Newell signed as a free agent.

### 2019-20 SEASON

Apr. 30, 2019 – 2019 second-round pick (later traded) and 2020 second-round pick (Noel Gunler) to Carolina for Adam Fox.  
 May 2, 2019 – Adam Fox signed to first NHL contract.  
 May 3, 2019 – Vitali Kravtsov and Igor Shesterkin signed to first NHL contracts.  
 May 20, 2019 – Yegor Rykov signed to first NHL contract.  
 June 5, 2019 – Tarmo Reunanen signed to first NHL contract.  
 June 17, 2019 – Neal Pionk and 2019 first-round pick (Ville Heinola) to Winnipeg for Jacob Trouba.  
 July 1, 2019 – Jimmy Vesey to Buffalo for a 2021 third-round pick (Jayden Grubbe). Artemi Panarin, Greg McKegg, and Danny O'Regan signed as free agents.  
 July 11, 2019 – Kaapo Kakko signed to first NHL contract.  
 July 18, 2019 – Phillip Di Giuseppe signed as a free agent.  
 Aug. 1, 2019 – Bought out Kevin Shattenkirk.  
 Oct. 1, 2019 – Micheal Haley signed as a free agent.  
 Oct. 7, 2019 – Vladislav Namestnikov to Ottawa for Nick Ebert and a 2021 fourth-round pick (Kalle Vaisanen).  
 Oct. 8, 2019 – Matthew Robertson signed to first NHL contract.  
 Feb. 18, 2020 – Joey Keane to Carolina for Julien Gauthier.  
 Feb. 19, 2020 – Future considerations to Philadelphia for J-F Berube.  
 Feb. 24, 2020 – Brady Skjei to Carolina for a 2020 first-round pick (later traded).  
 March 10, 2020 – Patrick Khodorenko signed as a free agent.  
 March 16, 2020 – K'Andre Miller signed to first NHL contract.  
 March 20, 2020 – Austin Rueschhoff signed as a free agent.  
 Apr. 2, 2020 – Justin Richards signed as a free agent.  
 May 8, 2020 – Tyler Wall signed to first NHL contract.  
 July 31, 2020 – Morgan Barron signed to first NHL contract.

### 2020-21 SEASON

Sept. 26, 2020 – Marc Staal and a 2021 second-round pick (later traded) to Detroit for future considerations.  
 Sept. 30, 2020 – Bought out Henrik Lundqvist.  
 Oct. 6, 2020 – 2020 first-round pick (later traded) and 2020 third-round pick (Jeremie Poirier) to Calgary for a 2020 first round pick (Braden Schneider).  
 Oct. 7, 2020 – Lias Andersson to Los Angeles for 2020 second-round pick (Will Cuytle). Two 2020 seventh-round picks (Alex Young and Linus Oberg) to San Jose for 2020 fifth-round pick (Evan Vierling).  
 Oct. 9, 2020 – Jack Johnson, Kevin Rooney, Anthony Bitetto, Keith Kinkaid, Colin Blackwell, Anthony Greco, and Jonny Brodzinski signed as free agents.  
 Oct. 12, 2020 – Alexis Lafrenière signed to first NHL contract.  
 March 4, 2021 – Braden Schneider signed to first NHL contract; Mason Geertsen signed as a free agent.  
 March 27, 2021 – Brendan Lemieux to Los Angeles for 2021 fourth-round pick (Brody Lamb).  
 March 29, 2021 – Hunter Skinner signed to first NHL contract.  
 Apr. 13, 2021 – Zac Jones signed to first NHL contract.  
 Apr. 19, 2021 – Will Cuytle signed to first NHL contract.  
 Apr. 21, 2021 – Karl Henriksson signed to first NHL contract.

### 2021-22 SEASON

June 3, 2021 – Nils Lundqvist signed to first NHL contract.  
 July 17, 2021 – 2022 seventh-round pick to Tampa Bay for Barclay Goodrow. Brett Howden to Vegas for 2022 fourth-round pick and Nick DeSimone.  
 July 21, 2021 – Colin Blackwell claimed by Seattle in NHL Expansion Draft.  
 July 23, 2021 – Pavel Buchnevich to St. Louis for Sammy Blais and a 2022 second-round pick.  
 July 24, 2021 – Bought out Tony DeAngelo, 2021 third-round pick (Brent Johnson) and 2021 sixth-round pick (Dru Krebs) to Washington for 2021 third-round pick (Ryder Korczak).  
 July 28, 2021 – Patrik Nemeth, Jarred Tinordi, Greg McKegg, and Dryden Hunt signed as free agents.  
 July 29, 2021 – 2022 third-round pick to Vegas for Ryan Reaves.  
 Aug. 12, 2021 – Brennan Othmann signed to first NHL contract.  
 Oct. 10, 2021 – Mika Zibanejad agreed to terms on 8-year extension  
 Nov. 1, 2021 – Adam Fox agreed to terms on seven-year extension  
 Nov. 3, 2021 – Matt Rempe agreed to terms on three-year, entry-level contract. Vitali Kravtsov loaned to Traktor of KHL.  
 Dec. 23, 2021 – Dylan Garand agreed to terms on a three-year, entry-level contract.  
 Feb. 28, 2022 – Jonny Brodzinski agreed to terms on a two-year contract extension.  
 Mar. 16, 2022 – Frank Vatrano acquired from Florida in exchange for a 2022 fourth-round selection.  
 Mar. 20, 2022 – College free agent Brandon Scanlin agreed to terms  
 Mar. 21, 2022 – Tyler Motte acquired from the Vancouver Canucks in exchange for a fourth-round selection in the 2023 NHL Draft.  
 Mar. 21, 2022 – Nick Merkley acquired from the San Jose Sharks in exchange for Anthony Bitetto.  
 Mar. 21, 2022 – Andrew Copp and a sixth-round selection in the 2023 NHL Draft acquired from the Winnipeg Jets. In exchange, the Rangers traded forward Morgan Barron, two conditional second round picks, and a fifth-round pick in 2023.  
 Mar. 21, 2022 – Justin Braun acquired from the Philadelphia Flyers in exchange for a third-round selection in the 2023 NHL Draft.  
 Mar. 28, 2022 – Maxim Letunov acquired from the Carolina Hurricanes in exchange for Tarmo Reunanen.  
 Apr. 1, 2022 – College free agent Bobby Trivigno agreed to terms



# ALL-TIME TRANSACTIONS

## 2022-23 SEASON

June 13, 2022 -	Vitali Kravtsov agreed to terms on one-year extension
June 13, 2022 -	Gustav Rydahl agreed to terms on one-year deal
June 17, 2022 -	Sammy Blais agreed to terms on one-year extension
June 21, 2022 -	Igor Shesterkin won Vezina Trophy
June 21, 2022 -	Chris Drury named finalist for Jim Gregory Award
July 5, 2022 -	Julien Gauthier agreed to terms on one-year extension
July 7, 2022 -	Acquired three draft picks in exchange for Alexandar Georgiev
July 12, 2022 -	Libor Hajek agreed to terms on one-year extension
July 13, 2022 -	Acquired Ty Emberson in exchange for Patrik Nemeth, two draft picks
July 13, 2022 -	Louis Domingue agreed to terms on two-year contract
July 13, 2022 -	Vincent Trocheck agreed to terms on seven-year contract
July 13, 2022 -	Jaroslav Halak agreed to terms on one-year contract
July 14, 2022 -	Ryan Carpenter agreed to terms on one-year contract
July 15, 2022 -	Adam Sykora agreed to terms on three-year, entry-level contract
July 18, 2022 -	Austin Rueschhoff, Turner Elson, Andy Welinski agreed to terms on one-year contracts
July 22, 2022 -	Tim Gettinger agreed to terms on one-year contract
July 28, 2022 -	Kaapo Kakko agreed to terms on two-year contract
Aug. 2, 2022 -	C.J. Smith agreed to terms on one-year contract
Aug. 9, 2022 -	Jacob Trouba named 28th captain in franchise history
Aug. 15, 2022 -	Garth Joy named Associate Director of Player Personnel and Director of Pro Scouting
Aug. 15, 2022 -	Andy Schneider named Director of North American Amateur Scouting
Aug. 29, 2022 -	Jamie Tardif named Assistant Coach of Hartford Wolf Pack
Oct. 9, 2022 -	Signed Jimmy Vesey to a one-year contract
Oct. 11, 2022 -	Signed Talyn Boyko to entry-level contract
Oct. 27, 2022 -	Signed Ben Harpur to one-year contract
Nov. 23, 2022 -	Acquired fifth round pick in 2025 NHL Draft in exchange for Ryan Reaves
Jan. 11, 2023 -	Jake Leschyshyn claimed off waivers
Jan. 4, 2023 -	Jimmy Vesey re-signed to two-year contract extension
Jan. 26, 2023 -	Ben Harpur agreed to terms on two-year contract extension.
Feb. 9, 2023 -	Vladimir Tarasenko and defenseman Niko Mikkola acquired from the St. Louis Blues in exchange for a conditional first-round pick in the 2023 NHL Entry Draft, a conditional fourth-round pick in the 2024 NHL Entry Draft, Sammy Blais, and Hunter Skinner.
Feb. 19, 2023 -	Tyler Motte acquired from the Ottawa Senators in exchange for Julien Gauthier and a conditional seventh round pick in the 2023 NHL Draft.
Feb. 25, 2023 -	Will Lockwood and 2026 seventh round pick acquired from the Vancouver Canucks in exchange for Vitali Kravtsov.
Feb. 28, 2023 -	Patrick Kane acquired from the Chicago Blackhawks.
Feb. 28, 2023 -	Austin Rueschhoff traded to the Nashville Predators in exchange for future considerations
Mar. 3, 2023 -	Acquired Anton Blidh from the Colorado Avalanche in exchange for forward Gustav Rydahl and acquired Wyatt Kalynuk from the Vancouver Canucks in exchange for future considerations.
Mar. 21, 2023 -	Agreed to terms with Brett Berard on entry-level contract.
Mar. 23, 2023 -	Agreed to terms with Bryce McConnell-Barker on entry-level contract
Mar. 29, 2023 -	Filip Chytil agreed to terms on four-year contract extension

## **ALL-TIME TRANSACTIONS**

# ALL-TIME NHL ENTRY DRAFT SELECTIONS

1963			
at Montreal, June 5			
ROUND OVERALL	NAME	POS.	TEAM, LEAGUE
1/4	Al Osborne	RW	Weston, Jr. B
2/10	Terry Jones	C	Weston, Midg.
3/15	Mike Cummings	LW	Georgetown, OHL Midget
4/20	Campbell Alleson	D	Portage La Prairie, Jr. B

1964			
at Montreal, June 11			
ROUND OVERALL	NAME	POS.	TEAM, LEAGUE
1/3	Robert Graham	D	Toronto, Midget
2/9	Tim Ecclestone	C	Etobicoke, Jr. B
3/15	Gordon Lowe	D	Toronto, Midget
4/21	Syl Apps Jr.	C	Kingston, Midget

1965			
at Montreal, April 27			
ROUND OVERALL	NAME	POS.	TEAM, LEAGUE
1/1	Andre Veilleux	RW	Montreal, Jr. B
2/6	George Surmay	G	Winnipeg, MJHL
3/10	Michel Parizeau	LW	Montreal, Jr. B

1966			
at Montreal, April 25			
ROUND OVERALL	NAME	POS.	TEAM, LEAGUE
1/2	Brad Park	D	Toronto, OHA
2/8	Joey Johnston	C	Peterborough, OHA
3/14	Don Luce	C	Kitchener, OHA
4/20	Jack Egers	LW	Kitchener, Jr. B

1967			
at Montreal, June 7			
ROUND OVERALL	NAME	POS.	TEAM, LEAGUE
1/6	Robert Dickson	LW	Chatham, OHL
2/15	Brian Tosh	D	Smith Falls, Jr. A

1968			
at Montreal, June 13			
ROUND OVERALL	NAME	POS.	TEAM, LEAGUE
3/19	Bruce Buchanan	D	Weyburn, WHL

1969			
at Montreal, June 12			
ROUND OVERALL	NAME	POS.	TEAM, LEAGUE
1/8	Andre Dupont	D	Montreal, OHA
2/12	Pierre Jarry	C	Ottawa, OHA
3/23	Bert Wilson	LW	London, OHA
4/35	Kevin Morrison	RW	St. Jerome, QMJHL
5/47	Bruce Hellemund	D	Moose Jaw, WHL
6/59	Gordon Smith	D	Cornwall, QMJHL

1970			
at Montreal, June 11			
ROUND OVERALL	NAME	POS.	TEAM, LEAGUE
1/11	Normand Gratton	RW	Montreal, OHA
2/25	Mike Murphy	RW	Toronto, OHA
3/39	Wendell Bennett	RW	Weyburn, SJHL
4/53	Andre St. Pierre	D	Drummondville, QMJHL
5/67	Gary Coalter	RW	Hamilton, OHA
6/81	Duane Wylie	C	St. Catharines, OHA
7/94	Wayne Bell	G	Estevan, WHL
8/106	Pierre Brind'Amour	LW	Montreal, OHA

1971			
at Montreal, June 10			
ROUND OVERALL	NAME	POS.	TEAM, LEAGUE
1/10	Steve Vickers	LW	Toronto, OHA
1/13	Steve Durbano	D	Toronto, OHA
2/27	Tom Williams	LW	Hamilton, OHA
3/41	Terry West	C	London, OHA
4/55	Jerry Butler	RW	Hamilton, OHA
5/69	Fraser Robertson	D	Lethbridge, AJHL
6/83	Wayne Wood	G	Montreal, OHA
7/96	Doug Keeler	C	Winnipeg, WHL
7/97	Jean-Denis Royal	D	St. Jerome, QMJHL
9/109	Eugene Sobchuk	C	Regina, WHL
10/110	Jim Ivson	D	Brandon, WHL
11/111	Andre Peloffy	C	Rosemount, QMJHL
12/112	Elston Eylon	C	Sault Ste. Marie, OHA
13/114	Gerald Lacompte	D	Sherbrooke, QMJHL
14/115	Wayne Forsay	LW	Swift Current, WHL
15/116	Bill Forrest	D	Hamilton, OHA

1972			
at Montreal, June 8			
ROUND OVERALL	NAME	POS.	TEAM, LEAGUE
1/10	Al Blanchard	RW	Kitchener, OHA
1/15	Bob MacMillan	C	St. Catharines, OHA
2/21	Larry Sacharuk	D	Saskatoon, WHL
2/31	Rene Villeneuve	LW	Shawinigan, QMJHL
3/48	Gerry Teeple	C	Cornwall, QMJHL
4/63	Doug Horbal	LW	Calgary, WHL
5/78	Marky Gateman	D	Hamilton, OHA
6/95	Ken Ireland	C	New Westminster, WHL
7/111	Jeff Hunt	RW	Winnipeg, WHL
8/127	Yvon Blais	LW	Cornwall, QMJHL
9/137	Pierre Archambault	D	St. Jerome, QMJHL

1973			
at Montreal, May 15			
ROUND OVERALL	NAME	POS.	TEAM, LEAGUE
1/14	Rick Middleton	RW	Oshawa, OHA
2/30	Pat Hickey	RW	Hamilton, OHA
3/46	John Campbell	LW	Sault Ste. Marie, OHA
4/62	Brian Movik	D	Calgary, WHL
5/78	Pierre Laganier	RW	Sherbrooke, QMJHL
6/94	Dwayne Pentland	D	Brandon, WHL

1974			
at Montreal, May 28-30			
ROUND OVERALL	NAME	POS.	TEAM, LEAGUE
1/14	Dave Maloney	D	Kitchener, OHA
2/32	Ron Greschner	D	New Westminster, WHL
3/50	Jerry Holland	LW	Calgary, WHL
4/68	Royd Anderson	LW	Medicine Hat, WHL
5/86	Dennis Olmstead	C	Univ. of Wisc., WCHA
6/104	Eddie Johnstone	RW	Medicine Hat, WHL
7/122	John Memryk	G	Winnipeg, WHL
8/139	Greg Holst	C	Kingston, OHA
9/156	Claude Arvais	C	Shawinigan, QMJHL
10/171	Ken Dodd	LW	New Westminster, WHL
11/186	Ralph Krentz	LW	Brandon, WHL
12/198	Larry Jacques	RW	Ottawa, OHA
13/208	Tom Gastle	LW	Peterborough, OHA
14/218	Eric Brubacher	C	Kingston, OHA
15/224	Russell Hall	RW	Winnipeg, WHL
16/227	Bill Krisik	G	Winnipeg, WHL
17/230	Kevin Treacy	RW	Cornwall, QMJHL
18/233	Ken Gassoff	C	Medicine Hat, WHL
19/236	Clifford Bast	D	Medicine Hat, WHL
20/239	Jim Mayer	RW	Mich. Tech, WCHA
21/241	Warren Miller	RW	Univ. of Minn., WCHA
22/243	Kevin Walker	D	Cornell University, ECAC
23/245	Jim Warner	RW	Minnesota, Midwest Jr.

1975			
at Montreal, June 3			
ROUND OVERALL	NAME	POS.	TEAM, LEAGUE
1/12	Wayne Dillon	C	Toronto, OHA
2/30	Doug Soetaert	C	Edmonton, WHL
3/48	Greg Hickey	LW	Hamilton, OHA
4/66	Bill Cheropita	G	St. Catharines, OHA
5/84	Larry Huras	LW	Kitchener, OHA
6/102	Randy Koch	LW	Univ. of Vermont, ECAC
7/120	Claude Larose	LW	Sherbrooke, QMJHL
8/138	Bill Hamilton	RW	St. Catherine's, OHA
9/154	Bud Stefanski	C	Oshawa, OHA
10/169	Dan Beaulieu	LW	Quebec, QMJHL
11/184	John McMorow	C	Providence Coll., ECAC
12/195	Tom McNamara	G	Univ. of Vermont, ECAC
13/200	Steve Roberts	D	Providence Coll., ECAC
13/201	Paul Dionne	D	Princeton Univ., ECAC
14/205	Cecil Luckern	RW	U. of New Hamp., ECAC
15/209	John Corriveau	RW	U. of New Hampshire, ECAC
16/212	Tom Funke	LW	Fargo, Midwest Jr.

1976			
at Montreal, June 1			
ROUND OVERALL	NAME	POS.	TEAM, LEAGUE
1/6	Don Murdoch	RW	Medicine Hat, WHL
2/24	Dave Farrish	D	Sudbury, OHA
3/42	Mike McEwen	D	Toronto, OHA
4/60	Claude Periard	LW	St. Catharines, OHA
5/78	Doug Gaines	C	St. Catharines, OHA
6/96	Barry Scully	RW	Kingston, OHA
7/112	Remi Levesque	LW	Quebec, QMJHL

1977			
at Montreal, June 14			
ROUND OVERALL	NAME	POS.	TEAM, LEAGUE
1/8	Lucien DeBlois	RW	Sorel, QMJHL
1/13	Ron Duguay	C	Sudbury, OHA
2/26	Mike Keating	LW	St. Catharines, OHA
3/44	Steve Baker	C	Union College, (IN)
4/62	Mark Marois	D	Quebec, QMJHL
5/80	Benoit Gosselin	LW	Trois Rivières, QMJHL
6/98	John Bethel	LW	Boston University, ECAC
7/116	Robert Sullivan	C	Chicoutimi, QMJHL
8/131	Lance Nethery	LW	Cornell University, ECAC
9/146	Alex Jeans	RW/C	Univ. of Toronto, OUA
10/157	Peter Raps	LW	West. Mich. Univ., CCHA
11/164	Mike Brown	RW	West. Mich. Univ., CCHA
12/171	Mark Miller	LW	Univ. of Michigan, WCHA

1978			
at Montreal, June 15			
ROUND OVERALL	NAME	POS.	TEAM, LEAGUE
2/26	Don Maloney	LW	Kitchener, OHA
3/43	Ray Markham	C	Flin Flon, WHL
3/44	Dean Turner	D	Univ. of Michigan, WCHA
4/59	Dave Silk	RW	Boston University, ECAC
4/60	Andre Dore	D	Quebec, OHL
5/76	Mike McDougal	RW	Port Huron, IHL
6/93	Tom Laidlaw	D	North. Mich. Univ., CCHA
7/110	Dan Clark	D	Milwaukee, CCHA
8/127	Greg Kostenko	D	Ohio State Univ., CCHA
8/144	Brian McDavid	D	Sudbury, OHA
9/161	Mark Rodrigues	G	Yale University, ECAC
10/176	Steve Weeks	G	North. Mich. Univ., CCHA
11/192	Pierre Daigneault	LW	St. Laurent Coll., QUAA
12/206	Chris McLaughlin	D	Dartmouth Coll., ECAC
13/217	Todd Johnson	C	Boston University, ECAC

# ALL-TIME NHL ENTRY DRAFT SELECTIONS

13/223	Dan McCarthy	C	Sudbury, OHA
--------	--------------	---	--------------

1979			
at Montreal, August 9			
ROUND OVERALL	NAME	POS.	TEAM, LEAGUE
1/13	Doug Sulliman	LW	Kitchener, OHA
2/34	Ed Hospodar	D	Ottawa, OHA
4/76	Pat Conacher	C	Saskatoon, WHL
5/97	Dan Makuch	RW	Clarkson University, ECAC
6/118	Stan Adams	C	Niagara Falls, OHA

1980			
at Montreal, June 11			
ROUND OVERALL	NAME	POS.	TEAM, LEAGUE
1/14	Jim Malone	C	Toronto, OHA
2/35	Mike Allison	C	Sudbury, OHA
4/77	Kurt Kleinendorst	C	Providence Coll., ECAC
5/98	Scott Kleinendorst	D	Providence Coll., ECAC
6/119	Reijo Ruotsalainen	D	Karpat, Finland
7/140	Bob Scurfield	C	West. Mich. Univ., CCHA
8/161	Bart Wilson	C	Toronto, OHA
9/182	Chris Wray	RW	Boston College, ECAC
10/203	Anders Backstrom	D	Brynäs, Sweden

1981			
at Montreal, June 10			
ROUND OVERALL	NAME	POS.	TEAM, LEAGUE
1/9	James Patrick	D	Prince Albert, SJHL
2/30	Peter Sundstrom	RW	Skelleftea, Sweden
3/50	Mark Morrison	D	Bjorkås, Finland
3/51	Mark Morrison	C	Victoria, WHL
4/72	John Vanbiesbroeck	G	Sault Ste. Marie, OHA
6/114	Eric Magnuson	C	RPI, ECAC
7/135	Mike Guentzel	D	Coleraine H.S., (MN)
8/156	Ari Lahtenmaki	RW	IFK Helsinki, Finland
9/177	Paul Reifemberger	RW/C	Anoka H.S., (MN)
10/198	Mario Proulx	G	Providence Coll., ECAC

1982			
at Montreal, June 9			
ROUND OVERALL	NAME	POS.	TEAM, LEAGUE
1/15	Chris Kontos	C	Toronto, OHL
2/36	Eric Mastrom	RW	Farjestads, Sweden
3/57	Corey Millen	C	Cloquet H.S., (MN)
4/78	Chris Jensen	C	Kelowna, BCJHL
6/120	Tom Granato	C	Northwood Prep, (NY)
7/141	Sergei Kapustin	LW	Central Red Army, USSR
8/160	Brian Glynn	C	Buffalo, NAJHL
8/162	Jan Karlsson	D	Kiruna, Sweden
9/183	Kelly Miller	C	Mich. St. Univ., CCHA
10/193	Simo Saarinen	D	IFK Helsinki, Finland
10/204	Bob Lowes	C	Prince Albert, SJHL
11/225	Andy Otto	D	Northwood Prep, (NY)
12/246	Dwayne Robinson	D	U. of N. Hamp., HE

1983			
at Montreal, June 8			
ROUND OVERALL	NAME	POS.	TEAM, LEAGUE
1/12	Dave Gagner	C	Brantford, OHL
2/33	Randy Heath	LW	Portland, WHL
3/49	Vesa Salo	D	Lukko, Finland
3/53	Gordon Walker	LW	Portland, WHL
4/73	Peter Andersson	D	Orebro IK, Sweden
5/93	Jim Andonoff	RW	Belleville, OHL
6/113	Bob Alexander	D	Rosemount H.S., (MN)
7/133	Steve Orth	C	St. Cloud Tech H.S., (MN)
8/153	Peter Marcov	LW	Welland, Ont. Jr. B
9/173	Paul Jerrard	D/RW	Notre Dame H.S., (Sask.)
11/213	Bryan Walker	D	Portland, WHL
12/233	Ulf Nilsson	G	Skelleftea, Sweden

1984			
at Montreal, June 9			
ROUND OVERALL	NAME	POS.	TEAM, LEAGUE
1/14	Terry Carkner	D	Peterborough, OHL
2/35	Raimo Helminen	C	Iives, Finland
4/77	Paul Broten	C	Roseau H.S., (MN)
5/98	Clark Donatelli	LW	Stratford, Ont. Jr. B
6/119	Kjell Samuelsson	D	Leksand, Sweden
7/140	Tom Hussey	LW	St. Andrew's H.S., (Ont.)
8/161	Brian Nelson	C	Wilmar H.S., (MN)
9/182	Ville Kentala	LW	IFK Helsinki, Finland
9/188	Heinz Ehlers	C	Leksand, Sweden
10/202	Kevin Miller	C	Redford, NAJHL
11/223	Tom Lorentz	C	Brady H.S., (MN)
12/243	Scott Brower	G	Lloydminster, SJHL

1985			
at Toronto, June 15			
ROUND OVERALL	NAME	POS.	TEAM, LEAGUE
1/7	Ulf Dahlen	C	Ostersund, Sweden
2/28	Mike Richter	G	Northwood Prep, (NY)
3/49	Sam Lindstahl	G	Soderstahl, Sweden
4/70	Pat Janostin	D	Notre Dame H.S., (Sask.)
5/91	Brad Stepan	LW	Hastings H.S., (MN)
6/112	Brian McReynolds	C	Orillia, OHL
7/133	Neil Pilon	D	Kamloops, WHL
8/154	Larry Bernard	LW	Seattle, WHL
9/175	Stephane Brochu	D	Quebec, QMJHL
10/196	Steve Nemeth	C	Lethbridge, WHL
11/217	Robert Burakovski	LW	Leksand, Sweden
12/238	Rudy Poeschke	D	Kamloops, WHL

1986			
at Montreal, June 21			
ROUND OVERALL	NAME	POS.	TEAM, LEAGUE
1/9	Brian Leetch	D	Avon Old Farms Prep, (CT)
3/51	Bret Walter	C	Univ. of Alberta, CUWAA
3/53	Shaun Clouston	RW	Univ. of Alberta, CUWAA
4/72	Mark Janssens	C	Regina, WHL
5/93	Jeff Bloemberg	D	North Bay, OHL
6/114	Darren Turcotte	C	North Bay, OHL
7/135	Robb Graham	RW	Guelph, OHL
8/156	Barry Chyzowski	C	St. Albert, AJHL
9/177	Pat Scanlon	LW/C	Cretin H.S., (MN)
10/198	Joe Ranger	D	London, OHL
11/219	Russell Parent	D	S. Winnipeg, MJHL
12/240	Soren True	LW	Skobakken, Denmark

1987			
at Detroit, June 13			
ROUND OVERALL	NAME	POS.	TEAM, LEAGUE
1/10	Jayson More	D	New Westminster, WHL
2/31	Daniel Lacroix	LW	Granby, QMJHL
3/46	Simon Gagne	RW	Laval, QMJHL
4/69	Michael Sullivan	C	Boston Univ., HE
5/94	Erik O'Borsky	C	Yale University, ECAC
6/115	Ludek Cajka	D	Dukla Jihlava, Czech.
7/136	Clint Thomas	D	RPI, ECAC
8/157	Chuck Wiegand	C	Essex Junction H.S., (VT)
9/178	Eric Burrill	RW	Tartan H.S., (MN)
10/199	David Porton	LW	North. Mich. U., WCHA
10/205	Bret Barnett	RW	Wexford, Ont. Jr. B
11/220	Lance Marciano	D	Choate Prep, (CT)

1988			
at Montreal, June 11			
ROUND OVERALL	NAME	POS.	TEAM, LEAGUE
2/22	Troy Mallette	C	Sault Ste. Marie, OHL
2/26	Murray Duval	D	Spokane, WHL
4/68	Tony Amonte	RW	Thayer Academy, (MA)
5/99	Martin Bergeron	C	Drummondville, QMJHL
6/110	Dennis Vial	D	Hamilton, OHL
7/131	Mike Rosati	G	Hamilton, OHL
8/152	Eric Couvrette	LW	St. Jean, QMJHL
9/173	Patrick Forrest	D	St. Cloud State, WCHA
10/194	Paul Cain	C	Cornwall, OHL
10/210	Eric Fenton	C	N. Yarmouth Prep, (MA)
11/215	Peter Fiorentino	D	Sault Ste. Marie, OHL
12/236	Keith Sliفته	RW	Choate Prep, (CT)

1989			
at Minnesota, June 17			
ROUND OVERALL	NAME	POS.	TEAM, LEAGUE
1/20	Steven Rice	RW	Kitchene, OHL
2/40	John Prosky	RW	Medicine Hat, WHL
3/45	Rob Zamuner	C	Guelph, OHL
3/49	Louie DeBrusk	LW	London, OHL
4/67	Jim Cummins	RW	Michigan State, CCHA
5/88	Aaron Miller	D	Niagara Scenics, NAHL
6/118	Joby Messier	D	Michigan State, CCHA
7/139	Greg Leahy	C	Portland, WHL
8/160	Greg Spenrath	LW	Tri-City, WHL
9/181	Mark Bavis	C	Cushing Academy, (MA)
10/202	Roman Oksuta	RW	Khimik Voskresensk, Russia
11/223	Steve Locke	LW	Niagara Falls, OHL
12/244	Ken MacDermid	LW	Hull, QMJHL

1990			
at Vancouver, June 16			
ROUND OVERALL	NAME	POS.	TEAM, LEAGUE
1/13	Michael Stewart	D	Michigan State, CCHA
2/34	Doug Weight	C	Lake Superior St., CCHA
3/55	John Vary	D	North Bay, OHL
4/69	Jeff Nielsen	RW	Grand Rapids H.S., (MN)
4/76	Rick Willis	LW	Pingree Prep, (MA)
5/85	Sergei Zubov	D	CSKA, Sov. Elite
5/99	Lubos Rob	C	Budejovice, Czech.
6/118	John Weinrich	D	Springfield H.S., (MA)
7/139	Bryan Lonsinger	D	Choate Prep, (CT)
8/160	Todd Hedlund	RW	Roseau H.S., (MN)
9/181	Andrew Silverman	D	Beverly H.S., (MA)
10/202	Jon Hillebrandt	G	Monona Grove H.S., (WI)
11/223	Brett Lievers	C	Wayzata H.S., (MN)
12/244	Sergei Nemchinov	C	Soviet Wings, Russia

1991			
at Buffalo, June 22			
ROUND OVERALL	NAME	POS.	TEAM, LEAGUE
1/15	Alexei Kovalev	LW	Dynamo Moscow, USSR
2/37	Darcy Werenka	D	Lethbridge, WHL
5/96	Corey Machanic	D	U. of Vermont, ECAC
6/125	Fredrik Jax	RW	Leksand, Swe. El.
7/147	Barry Young	D	Sudbury, OHL
8/169	John Rushin	C	Kennedy, USS
9/191	Corey Hirsch	G	Kamloops, WHL
10/213	Vjateslav Uvaev	D	Spartak Moscow, USSR
10/213	Jamie Ram	G	Mich. Tech. Univ., WCHA
11/235	Vitali Chinkov	C	Torpedo Jaroslavl, USSR
12/257	Brian Wiseman	C	Univ. of Michigan, CCHA

1992			
at Montreal, June 20			
ROUND OVERALL	NAME	POS.	TEAM, LEAGUE
1/24	Peter Ferraro	C/R	Waterloo, USJHL
2/48	Mattias Norstrom	D/L	AIK, Swe. El.

# ALL-TIME NHL ENTRY DRAFT SELECTIONS

3/72	Eric Cairns	D/L	Detroit, OHL
4/85	Chris Ferraro	RW/R	Waterloo, USJHL
5/120	Dimitri Starostenko	RW/L	CSKA Moscow, CIS
6/144	Davide Dal Grande	D/L	Ottawa, Tier 2
7/168	Matt Oates	LW/L	Miami of Ohio, WCHA
8/192	Mickey Elick	D	Univ. of Wisc., WCHA
9/216	Dan Brierley	D	Choate Prep, (CT)
10/240	Vladimir Vorobiey	R/L	Mel. Cheropovets, CIS

1993

at Quebec, June 26

ROUND OVERALL	NAME	POS.	TEAM, LEAGUE
1/8	Niklas Sundstrom	C	Modo, Sweden EL
2/34	Lee Sorochan	D	Lethbridge, WHL
3/61	Maxim Galanov	D	Lada Togliatti, CIS
4/86	Sergei Olshapiev	C	Dynamo Minsk, CIS
5/112	Gary Rymph	D	Sault Ste. Marie, OHL
6/138	Dave Trofimenkoff	G	Lethbridge, WHL
7/162	Sergei Kondrashkin	RW	Cheropovets, CIS
7/164	Todd Marchant	C	Clarkson Univ., ECAC
8/190	Eddy Campbell	D	Omaha Jr. A, Tier 2
9/216	Ken Shepard	G	Oshawa, OHL
10/242	Andrei Kudinov	C	Chebyabinsk, CIS
11/261	Pavel Komarov	D	Nizhni Novgorod, CIS
11/268	Maxim Smelnitski	C	Chebyabinsk, CIS

1994

at Hartford, June 28-29

ROUND OVERALL	NAME	POS.	TEAM, LEAGUE
1/26	Dan Cloutier	G	Sault Ste. Marie, OHL
2/52	Rudolf Verick	LW	Slovak Bratislava, Slovakia
3/78	Adam Smith	D	Tacoma, WHL
4/100	Alexander Korobolin	D	Chebyabinsk, Russia
4/104	Sylvain Blouin	D	Laval, QMJHL
5/130	Martin Ethier	D	Beauport, QMJHL
6/135	Yuri Litvinov	C	Krylia Sovetov, Russia
6/156	David Brosseau	C	Shawinigan, QMJHL
7/182	Alexei Lazarenko	W	CSKA, Rus. EL
8/208	Craig Anderson	D	Park Center H.S., (MN)
9/209	Vitali Yereyemey	G	Slo-Kamenogorsk, Russia
9/234	Eric Boulton	D	Oshawa, OHL
10/260	Radoslav Kropac	RW	Ustavan Bratislava, Slovakia
11/267	Jamie Butt	LW	Tacoma, WHL
11/286	Kim Johnsonson	D	Malmo, Sweden

1995

at Edmonton, July 8

ROUND OVERALL	NAME	POS.	TEAM, LEAGUE
2/39	Christian Dube	C	Sherbrooke, QMJHL
3/65	Mike Martin	D	Windsor, OHL
4/91	Marc Savard	C	Oshawa, OHL
5/110	Alexei Vasilev	D	Yaroslavl, CIS
5/117	Dale Purinton	D	Tacoma, WHL
6/143	Peter Samiari	RW	Zvolen, Jr., Slovakia
7/169	Jeff Heil	G	Wisconsin-River Falls, NCHA
8/195	Ilya Gorohov	D	Yaroslavl, CIS
9/221	Bob Maudie	C	Kamloops, WHL

1996

at St. Louis, June 22

ROUND OVERALL	NAME	POS.	TEAM, LEAGUE
1/22	Jeff Mow	D	Sarnia, OHL
2/48	Daniel Goneau	LW	Granby, QMJL
3/76	Dmitri Subbotin	LW	CSKA, Rus.Elite
5/131	Colin Pepperal	LW	Niagara Falls, OHL
6/158	Ola Sandberg	D	Djurgarden, Sweden
7/185	Jeff Dessner	D	Taft, USJHL
8/211	Ryan McKie	D	London, OHL
9/237	Ronnie Sundin	D	Vastra F. Goteborg, Sweden

1997

at Pittsburgh, June 21

ROUND OVERALL	NAME	POS.	TEAM, LEAGUE
1/19	Stefan Cherneski	RW	Brandon, WHL
2/46	Wes Jarvis	D	Kitchener, OHL
3/73	Burke Henry	D	Brandon, WHL
4/93	Tomi Karlsson	D	HPK Jr., Finland
5/126	Jason McLean	G	Moose Jaw, WHL
5/134	Johan Lindbom	LW	HV 71, Sweden
6/136	Mike York	C	Michigan State, CCHA
6/154	Shawn Degagne	G	Kitchener, OHL
7/175	Johan Holmqvist	G	Brynas Gavle, Sweden
7/182	Mike Mottau	D	Boston College, HE
8/210	Andrew Porskurnicki	LW	Sarnia, OHL
9/236	Richard Miller	D	Providence College, HE

1998

at Buffalo, June 27

ROUND OVERALL	NAME	POS.	TEAM, LEAGUE
1/7	Manny Malhotra	C	Guelph, OHL
2/40	Randy Copley	RW	Cape Breton, QMJHL
3/66	Jason LaBarbera	G	Tri Cities, WHL
4/114	Boyd Kane	LW	Regina, WHL
5/122	Patrick Leahy	RW	Miami University, CCHA
5/131	Tomas Kloucek	D	Slavia Praha Jr., Czech Republic
7/180	Stefan Lundqvist	RW	Brynas Gavle, Sweden
8/207	Johan Withehall	RW	Leksand, Sweden
9/235	Jan Mertzig	D	Lulea, Sweden

1999

at Boston, June 26

ROUND OVERALL	NAME	POS.	TEAM, LEAGUE
1/4	Pavel Brendl	RW	Calgary, WHL

1/9	Jamie Lundmark	C	Moose Jaw, WHL
2/59	David Inman	C	Notre Dame, CCHA
3/79	Johan Asplund	G	Brynas Gavle, Sweden
3/90	Patrick Aufero	D	Boston Univ, HE
5/137	Garett Bembridge	RW	Saskatoon, WHL
6/177	Jay Dardis	C	Proctor, USHS
7/197	Arto Laatikainen	D	Espoo, Finland
8/226	Evgeny Guskov	LW	Togliatti, Russia
9/251	Petter Henning	RW	MoDo, Sweden
9/254	Alexei Bulatov	LW	Yekaterinburg, Russia

2000

at Calgary, June 24-25

ROUND OVERALL	NAME	POS.	TEAM, LEAGUE
2/64	Filip Novak	D	Regina, WHL
3/95	Dominic Moore	C	Harvard, ECAC
4/112	Premysl Duben	D	Jihlava, Slovakia
5/140	Nathan Martz	C	Chilliwack, BCJHL
5/143	Brandon Snee	G	Union College, ECAC
6/175	Sven Helfenstein	C/RW	Kloten Jr., Switzerland
7/205	Henrik Lundqvist	G	Frolunda, Sweden
8/238	Danny Eberly	D	RPL, ECAC
9/269	Martin Richter	D	SaiPa, Finland

2001

at Florida, June 23-24

ROUND OVERALL	NAME	POS.	TEAM, LEAGUE
1/10	Dan Blackburn	G	Kootenay, WHL
2/40	Fedor Tyutin	D	St. Petersburg, Russia
3/79	Garth Murray	C	Regina, WHL
4/113	Bryce Lampman	D	Omaha, USHL
5/139	Shawn Collymore	RW	Quebec, QMJHL
6/176	Marek Zidlicky	D	IFK, Finland
7/206	Petr Preucil	C	Quebec, QMJHL
7/226	Pontus Petterstrom	F	Tingsryd, Sweden Jr.
8/230	Leonid Zhvachkin	D	Podolsk, Jr., Russia
8/238	Ryan Hollweg	C	Medicine Hat, WHL
9/269	Juris Stals	C	Lukko, Finland

2002

at Toronto, June 22-23

ROUND OVERALL	NAME	POS.	TEAM, LEAGUE
2/33	Lee Falardeau	RW	Michigan State, CCHA
3/81	Marcus Jonasen	LW	Vasteras, Sweden
4/127	Nathan Guenin	D	Green Bay, USHL
5/143	Mike Walsh	LW	Compuware, NAHL
6/177	Jake Taylor	D	Green Bay, USHL
6/194	Kim Hirschovits	C	IFK Helsinki, Finland
7/226	Joseph Crabb	RW	Green Bay, USHL
8/240	Petr Prucha	RW	Pardubice, Czech Republic
9/270	Rob Flynn	RW	Harvard, ECAC

2003

at Nashville, June 21-22

ROUND OVERALL	NAME	POS.	TEAM, LEAGUE
1/12	Hugh Jessiman	RW	Dartmouth, ECAC
2/50	Ivan Baranka	D	Dubnica, Slovakia
3/75	Ken Roche	C	St. Sebastian's Prep
4/122	Corey Potts	D	Michigan State, CCHA
5/149	Nigel Dawes	LW	Kootenay, WHL
6/176	Ivan Dornik	C	Bratislava, Slovakia
6/179	Philippe Furrer	D	Bern, Switzerland
6/180	Chris Holt	G	United States Juniors
7/209	Dylan Reese	D	Pittsburgh, NAHL
8/243	Jan Marek	F	Trinec, Czech Republic

2004

at Carolina, June 26-27

ROUND OVERALL	NAME	POS.	TEAM, LEAGUE
1/6	Alvaro Montoya	G	Univ. of Michigan, CCHA
1/9	Lauri Korpikoski	LW	TPS Tuku, Finland Jr.
2/36	Darin Olver	C	Northern Michigan, CCHA
2/48	Dane Byers	LW	Prince Albert, WHL
2/51	Bruce Graham	C	Moncton, QMJHL
2/60	Brandon Dubinsky	C	Portland, WHL
3/73	Zdenek Bahensky	RW	Litvinov, Czech. Jr.
3/80	Billy Ryan	C	Cushing Academy, USHSHE
4/127	Ryan Callahan	RW	Guelph, OHL
5/135	Roman Psurny	LW	Zlin, Czech Republic, Jr.
6/169	Jordan Foote	LW	Nainaimo, BCHL
8/247	Jonathan Paiment	D	Lewiston, QMJHL
9/266	Jakub Petruzalek	RW	Livnov, Czech Republic

2005

at Ottawa, July 30

ROUND OVERALL	NAME	POS.	TEAM, LEAGUE
1/12	Marc Staal	D	Sudbury, OHL
2/40	Michael Sauer	D	Portland, WHL
2/56	Marc-Andre Cliche	RW	Lewiston, QMJHL
3/66	Brodie Dupont	C	Calgary, WHL
3/77	Dalyn Flatt	D	Saskatoon, WHL
4/107	Tom Pyatt	C	Kaglinaw, OHL
5/147	Trevor Koverko	D	Owen Sound, OHL
6/178	Greg Beller	LW	Lake of the Woods, USHSHE
7/211	Ryan Russell	C	Kootenay, WHL

2006

at Vancouver, June 24

ROUND OVERALL	NAME	POS.	TEAM, LEAGUE
1/21	Bobby Sanguinetti	D	Owen Sound, OHL

# ALL-TIME NHL ENTRY DRAFT SELECTIONS

2/54	Artem Anisimov	C	Yaroslavl-2, Russia
3/84	Ryan Hillier	LW	Halifax, QMJHL
4/104	David Kveton	RW	Vsetin, Czech Republic
5/137	Tomas Zaborsky	F	Trencin, Slovakia Jr.
6/174	Eric Hunter	LW	Prince George, WHL
7/204	Lukas Zeliska	C	Trinec, Czech Republic

## 2007

at Columbus, June 22-23

ROUND OVERALL	NAME	POS.	TEAM, LEAGUE
1/17	Alexei Cherepanov	RW	Omsk, Russia
2/48	Antoine Lafleur	G	PEI, QMJHL
5/138	Max Campbell	C	Strathroy, OJHL-B
6/168	Carl Hagelin	LW	Sodertalje, Sweden Jr.
7/193	David Skokan	C	Rimouski, QMJHL
7/198	Danny Hobbs	RW	Ohio, USHL

## 2008

at Ottawa, June 20-21

ROUND OVERALL	NAME	POS.	TEAM, LEAGUE
1/20	Michael Del Zotto	D	Oshawa, OHL
2/51	Derek Stepan	C	Shattuck-St. Mary's, H.S.-MN
3/75	Evgeny Grachev	C	Yaroslavl-2, Russia
3/90	Tomas Kundratak	D	Trinec, Czech Republic
4/111	Dale Weise	RW	Swift Current, WHL
5/141	Chris Doyle	C	P.E.I., QMJHL
6/171	Mitch Gaulton	D	Erie, OHL

## 2009

at Montreal, June 26-27

ROUND OVERALL	NAME	POS.	TEAM, LEAGUE
1/19	Chris Kreider	F	Phillips Andover, HS-MA
2/47	Ethan Werek	F	Kingston, OHL
3/80	Ryan Bourque	F	USA U-18, USDP
5/127	Roman Horak	F	HC Ceske Budejovice, CZE-JR
5/140	Scott Stajcer	G	Owen Sound, OHL
6/170	Daniel Maggio	D	Sudbury, OHL
7/200	Mikhail Pashnin	D	Mechel, RUS-2

## 2010

at Los Angeles, June 25-26

ROUND OVERALL	NAME	POS.	TEAM, LEAGUE
1/10	Dylan McIlrath	D	Moose Jaw, OHL
2/40	Christian Thomas	RW	Oshawa, OHL
4/100	Andrew Yogan	F	Erie, OHL
5/130	Jason Wilson	LW	Owen Sound, OHL
6/157	Jesper Fast	RW	HV 71 Jr., SWE-JR
7/190	Randy McNaught	RW	Saskatoon, WHL

## 2011

at St. Paul, June 24-25

ROUND OVERALL	NAME	POS.	TEAM, LEAGUE
1/15	J.T. Miller	C	USA U-18, USNTDP
3/72	Steven Fogarty	C	Edina High, HIGH-MN
4/106	Michael St. Croix	C	Edmonton, WHL
5/134	Shane McColgan	RW	Kelowna, WHL
5/136	Samuel Noreau	D	Baie Comeau, QMJHL
6/172	Peter Ceresnak	D	Trencin Jr., Slovakia Jr.

## 2012

at Pittsburgh, June 22-23

ROUND OVERALL	NAME	POS.	TEAM, LEAGUE
1/28	Brady Skjei	D	USA U-18, USNTDP
2/59	Boo Nieves	C	Kent School, HIGH-CT
4/119	Calle Andersson	D	Farjestad Jr., SWE-JR
5/142	Thomas Spelling	RW	Herning, Denmark

## 2013

at Newark, June 30

ROUND OVERALL	NAME	POS.	TEAM, LEAGUE
3/65	Adam Tambellini	C	Surrey, BCHL
3/75	Pavel Buchnevets	LW	Cheropovets, RUS-JR
3/80	Anthony Duclair	LW	Quebec, QMJHL
4/110	Ryan Graves	D	P.E.I., QMJHL
6/170	Mackenzie Skapski	G	Kootenay, WHL

## 2014

at Philadelphia, June 27-28

ROUND OVERALL	NAME	POS.	TEAM, LEAGUE
2/59	Brandon Halverson	G	Sault Ste. Marie, OHL
3/85	Keegan Iverson	RW	Portland, WHL
4/104	Ryan Mantha	D	Indiana, USHL
4/118	Igor Shesterkin	G	MHK Spartak, Russia Jr.
5/122	Richard Nejezchleb	LW	Brandon, WHL
5/140	Daniel Walcott	D	Blainville-Boisbriand, QMJHL
5/142	Tyler Nanne	D	Edina High, HIGH-MN

## 2015

at Florida, June 26-27

ROUND OVERALL	NAME	POS.	TEAM, LEAGUE
2/41	Ryan Groppe	LW	Seattle, WHL
3/62	Robin Kovacs	RW	AIK, Allsvenskan
3/79	Sergey Zborovskiy	D	Regina, WHL
3/89	Aleksi Saarela	C	Assat, Liiga
4/113	Brad Morrison	C	Prince George, WHL
4/119	Daniel Bernhardt	RW	Djurgardens Jr., SuperElit
7/184	Adam Huska	G	Green Bay, USHL

## 2016

at Buffalo, June 24-25

ROUND OVERALL	NAME	POS.	TEAM, LEAGUE
3/81	Sean Day	D	Mississauga, OHL
4/98	Tarmo Reunanen	D	TPS Jr., Jr. Liiga
5/141	Tim Gettinger	LW	Sault Ste. Marie, OHL
6/171	Gabriel Fontaine	C	Rouyn-Noranda, QMJHL
6/174	Tyler Wall	G	Leamington, GOJHL
7/201	Ty Ronning	RW	Vancouver, WHL

## 2017

at Chicago, June 23-24

ROUND OVERALL	NAME	POS.	TEAM, LEAGUE
1/7	Lias Andersson	C	HV71, SHL
1/21	Filip Chytil	C	Zlin, Czech Extraliga
4/123	Brandon Crawley	D	London, OHL
5/145	Calle Sjalin	D	Ostersund, HockeyEttan
6/157	Dominik Lakatos	C	Liberec, Czech Extraliga
6/174	Morgan Barron	C	St. Andrew's College, CISAA
7/207	Patrik Virta	C	TPS, Liiga

## 2018

at Dallas, June 22-23

ROUND OVERALL	NAME	POS.	TEAM, LEAGUE
1/9	Vitali Kravtsov	RW	Traktor Chelyabinsk, KHL
1/22	K'Andre Miller	D	USA U-18, USNTDP
1/28	Niklas Lundkvist	D	Lulea, SHL
2/39	Olof Lindbom	G	Djurgardens Jr., SuperElit
3/70	Jacob Ragnarsson	D	Almtuna IS, Allsvenskan
3/88	Joey Keane	D	Barrie, OHL
4/101	Nico Gross	D	Oshawa, OHL
5/132	Lauri Pajuniemi	RW	TPS, Liiga
6/163	Simon Kjellberg	D	Rogle Jr., SuperElit
7/216	Riley Hughes	RW	St. Sebastian's School, HIGH-MA

## 2019

at Vancouver, June 21-22

ROUND OVERALL	NAME	POS.	TEAM, LEAGUE
1/2	Kaapo Kakko	RW	TPS, Liiga
2/49	Matthew Robertson	D	Edmonton, WHL
2/58	Karl Henriksson	C	Frolunda Jr., SuperElit
3/68	Zac Jones	D	Tri-City, USHL
4/112	Hunter Skinner	D	Lincoln, USHL
5/130	Leevi Aaltonen	RW	KalPa Jr., Jr. Liiga
6/161	Adam Edstrom	C	Mora Jr., SuperElit
7/205	Eric Ciccolini	RW	Toronto Jr. Canadiens, OJHL

## 2020

Virtual Draft\*, October 6-7

*\*Draft was done virtually due to COVID-19 pandemic*

ROUND OVERALL	NAME	POS.	TEAM, LEAGUE
1/1	Alexis Lafreniere	LW	Rimouski, QMJHL
1/19	Braden Schneider	D	Brandon, WHL
2/60	Will Cuyile	LW	Windsor, OHL
3/92	Oliver Tarastrom	C	AIK Jr., SuperElit
4/103	Tyler Garand	G	Kamloops, WHL
5/127	Evan Vierling	C	Barrie, OHL
5/134	Brett Bernard	C	USA U-18, USNTDP
6/165	Matt Rempe	C	Seattle, WHL
7/197	Hugo Ollas	G	Linkoping Jr., SuperElit

## 2021

Virtual Draft\*, July 23-24

*\*Draft was done virtually due to COVID-19 pandemic*

ROUND OVERALL	NAME	POS.	TEAM, LEAGUE
1/16	Brennan Othmann	LW	Flint, OHL
3/65	Jayden Grubbe	C	Red Deer, WHL
3/75	Ryder Korczak	C	Moose Jaw, WHL
4/104	Brody Lamb	RW	Dodge County, HIGH-MN
4/106	Kalle Vaisanen	LW	TPS Jr., Jr. Liiga
4/112	Talyn Boyko	G	Tri-City, WHL
5/144	Jaroslav Chmelar	RW	Jokerit U18, FIN-U18
7/208	Hank Kempf	D	Muskegon, USHL

## 2022

at Montreal, July 7-8

ROUND OVERALL	NAME	POS.	TEAM, LEAGUE
2/63	Adam Sykora	LW	Nitra, SLOVAKIA
3/97	Becca McCrelliff-Barber	C	Sault Ste. Marie, OHL
4/111	Noah Laba	C	Lincoln, USHL
5/159	Victor Mancini	D	Nebraska-Omaha, NCHC
5/161	Maxim Barbashev	LW	Moncton, QMJHL
6/191	Zakary Karpa	C	Harvard U., ECAC

## 2023

at Nashville, June 28-29

ROUND OVERALL	NAME	POS.	TEAM, LEAGUE
1/23	Gabe Perreault	RW	USA U-18, USNTDP
3/90	Drew Fortescue	D	USA U-18, USNTDP
5/152	Rasmus Larsson	D	Vasteras, Sweden Jr.
6/178	Dylan Roobroeck	C	Oshawa, OHL
6/183	Ty Henricks	LW	Muskegon, USHL

# ALL-TIME PLAYER REGISTER

NO.	NAME & POSITION	YEARS PLAYED	REGULAR SEASON					PLAYOFFS				
			GP	G	A	PTS	PIM	GP	G	A	PTS	PIM
4	Clarence "Taffy" Abel (D)	1926-27–1928-29	111	11	6	17	151	17	1	1	2	32
	(Signed as a free agent on 8/14/26 - was first player signed in franchise history. Traded to Chicago on 4/15/29 for cash.)											
19	Doug Adam (LW)	1949-50	4	0	1	1	0	—	—	—	—	—
17	Lloyd Ailsby (D)	1951-52	3	0	0	0	2	—	—	—	—	—
15	Clint Albright (C)	1948-49	59	14	5	19	19	—	—	—	—	—
37	Conor Allen (D)	2013-14–2014-15	7	0	0	0	4	—	—	—	—	—
	(Signed as a free agent on 3/29/13. Left via free agency.)											
17, 19	George Allen (LW/D)	1938-39	19	6	6	12	10	7	0	0	0	4
14	Mike Allison (LW)	1980-81–1985-86	266	63	102	165	297	53	4	12	16	92
	(Selected in the 2nd round, 35th overall, in the 1980 Entry Draft. Traded to Toronto on 8/18/86 for Walt Poddubny.)											
17	Bill Allum (D)	1940-41	1	0	1	1	0	—	—	—	—	—
31, 33	Tony Amonte (RW)	1990-91–1993-94	234	84	99	183	135	15	3	8	11	4
	(Selected in the 4th round, 68th overall, in the 1988 Entry Draft. Traded to Chicago with Matt Oates on 3/21/94 for Brian Noonan and Stephane Matteau.)											
36	Glenn Anderson (RW)	1993-94	12	4	2	6	12	23	3	3	6	42
	(Acquired from Toronto with Scott Malone and a 1994 4th round draft choice (Alexander Korobolin) on 3/21/94 for Mike Gartner. Left via free agency.)											
24	Kent-Erik Andersson (RW)	1982-83–1983-84	134	13	35	48	22	14	0	1	1	0
	(Acquired from Hartford on 10/1/82 for Ed Hospodar. Returned to Farjestad BK in Sweden following the 1983-84 season.)											
50, 28	Lias Andersson (C)	2017-18–2019-20	66	3	6	9	33	—	—	—	—	—
	(Selected in the 1st round, 7th overall, in the 2017 Entry Draft. Traded to Los Angeles on 10/7/20 for a 2020 2nd round draft choice (Will Cuytle).)											
5	Peter Andersson (D)	1992-93–1993-94	39	5	12	17	20	—	—	—	—	—
	(Selected in the 4th round, 73rd overall, in the 1983 Entry Draft. Traded to Florida on 3/21/94 for their 1994 9th round draft choice (Vitali Yermeyev.)											
25	Steve Andruschik (RW)	1971-72	—	—	—	—	—	1	0	0	0	0
18	Paul Andrea (RW)	1965-66	4	1	1	2	0	—	—	—	—	—
17	Lou Angotti (C)	1964-65–1965-66	91	11	10	21	22	—	—	—	—	—
42	Artem Anisimov (C)	2008-09–2011-12	244	46	62	108	86	26	4	7	11	4
	(Selected in the 2nd round, 54th overall, in the 2006 Entry Draft. Traded to Columbus on 7/23/12 with Brandon Dubinsky, Tim Erixon, and a 2013 1st round draft choice (Kerby Rychel) for Rick Nash, Steven Delisle, and a 2013 3rd round draft choice (Pavel Buchnevich).)											
15	Hub Anslow (LW)	1947-48	2	0	0	0	0	—	—	—	—	—
80	Nik Antropov (RW)	2008-09	18	7	6	13	6	7	2	1	3	6
	(Acquired from Toronto on 3/4/09 for 2009 2nd round draft choice (Kenny Ryan). Left via free agency.)											
6	Syl Apps, Jr. (C)	1970-71	31	1	2	3	11	—	—	—	—	—
	(Selected in the 4th round, 21st overall, in the 1964 NHL Amateur Draft. Traded to Pittsburgh on 1/26/71 with future considerations (Sheldon Kannegiesser) for Glen Sather.)											
10	Dave Archibald (C)	1989-90	19	2	3	5	6	—	—	—	—	—
	(Acquired from Minnesota on 11/1/89 for Jayson More. Traded to Ottawa on 11/6/92 for a 1993 5th round draft choice (later traded.)											
18, 37	Derek Armstrong (C)	1998-99–2000-01	7	0	0	0	0	—	—	—	—	—
17, 21	(Signed as a free agent on 7/20/98. Left via free agency (rights were traded to Los Angeles on 3/16/02 for a 2003 6th round draft choice (Chris Holt).)											
45	Aaron Asham (RW)	2012-13–2013-14	33	2	0	2	64	10	2	0	2	6
	(Signed as a free agent on 7/1/12. Retired following the 2013-14 season.)											
16	Ossie Asmundson (C)	1932-33–1933-34	94	7	16	23	28	8	0	2	2	4
9	Walt Atanas (RW)	1944-45	49	13	8	21	40	—	—	—	—	—
24	Ron Attwell (C)	1967-68	4	0	0	0	2	—	—	—	—	—
	(Acquired from St. Louis on 11/27/67 with Ron Stewart for Red Berenson and Barclay Plager. Retired following 1969-70 season.)											
19, 10	Ozzie Aubuchon (LW)	1943-44	38	16	12	28	4	—	—	—	—	—
16	Sean Avery (LW)	2006-07–2007-08;										
	2008-09–2011-12	264	45	78	123	601	28	5	10	15	69	
	(Acquired from Los Angeles on 2/5/07 with John Seymour for Jason Ward, Jan Marek, and Marc-Andre Cliche. Left via free agency. Claimed off re-entry waivers from Dallas on 3/3/09. Retired on 3/12/12.)											
6	Don Awrey (D)	1977-78	78	2	8	10	38	3	0	0	0	6
	(Signed as a free agent on 10/4/77. Traded to Colorado on 11/13/78 for cash considerations.)											
2	Vern Ayres (D)	1935-36	28	0	4	4	38	—	—	—	—	—
15	Pete Babando (LW)	1952-53	29	4	4	8	4	—	—	—	—	—
55	Christian Backman (D)	2007-08	18	2	6	8	20	8	0	0	0	12
	(Acquired from St. Louis on 2/26/08 for a 2008 4th round draft choice (later traded back to the Rangers). Traded to Columbus on 7/2/08 with Fedor Tyutin for Nikolai Zherdev and Dan Fritsche.)											
21	Mike Backman (RW)	1981-82–1983-84	18	1	6	7	18	10	2	2	4	2
	(Signed as a free agent on 10/11/79. Retired following the 1985-86 season.)											
6	Bill Baker (D)	1982-83	70	4	14	18	64	2	0	0	0	0
	(Claimed from St. Louis in NHL Waiver Draft on 10/4/82 - Tim Bothwell traded to St. Louis in lieu of cash as compensation. Retired following the 1983-84 season.)											
20	Jozef Balej (RW)	2003-04	13	1	4	5	4	—	—	—	—	—
	(Acquired from Montreal on 3/2/04, along with a 2004 2nd round draft choice (Bruce Graham), in exchange for Alexei Kovalev. Traded to Vancouver on 10/8/05, along with a 2006 5th round draft choice for Fedor Fedorov.)											
22, 11,	Dave Balon (LW)	1959-60–1962-63;										
8, 17		1968-69–1971-72	362	99	113	212	284	29	7	6	13	38
25	Jeff Bandura (D)	1980-81	2	0	1	1	0	—	—	—	—	—
39	Drew Bannister (D)	2000-01	3	0	0	0	0	—	—	—	—	—
	(Signed as a free agent on 10/3/99. Left via free agency.)											
21	Ivan Baranka (D)	2007-08	1	0	1	1	0	—	—	—	—	—
	(Selected in the 2nd round, 50th overall, in the 2003 Entry Draft. Left via free agency.)											
36	Matthew Barnaby (RW)	2001-02–2003-04	196	34	55	89	406	—	—	—	—	—
	(Acquired from Tampa Bay on 12/12/01 for Zdeno Ciger. Traded to Colorado on 3/8/04 with a 2004 3rd round draft choice (Denis Parshin) for David Liffiton,											
	Chris McAllister, and a 2004 2nd round draft choice (later traded.)											
11	Dave Barr (C)	1983-84	6	0	0	0	2	—	—	—	—	—
47	Morgan Barron (C)	2020-21-2021-22	18	1	1	2	6	—	—	—	—	—
	(Selected in the 6th round, 174th overall, in the 2017 Entry Draft. Traded to Winnipeg on 3/21/22)											



ALL-TIME PLAYER REGISTER

NO.	NAME & POSITION	YEARS PLAYED	REGULAR SEASON					PLAYOFFS				
			GP	G	A	PTS	PIM	GP	G	A	PTS	PIM
14, 22	Jimmy Bartlett (LW)	1955-56; 1958-59–1959-60	126	19	14	33	174	—	—	—	—	—
17	Cliff Barton (RW)	1939-40	3	0	0	0	0	—	—	—	—	—
10, 12, 16	Andy Bathgate (RW)	1952-53–1963-64	719	272	457	729	444	22	9	7	16	19
14, 9												
16	Frank Bathgate (C)	1952-53	2	0	0	0	2	—	—	—	—	—
21	Frank Beaton (LW)	1978-79–1979-80	25	1	1	2	43	—	—	—	—	—
3, 5	Barry Beck (D)	1979-80–1985-86	415	66	173	239	775	49	10	22	32	77
	(Acquired from Colorado on 11/27/79 for Pat Hickey, Lucien DeBlois, Mike McEwen, Dean Turner, and future considerations (Bobby Crawford on 1/15/80).											
	Traded to Los Angeles on 9/1/89 for a 1990 4th round draft choice (Jeff Nielsen) and cash.											
28	Taylor Beck (LW)	2016-17	2	0	0	0	0	—	—	—	—	—
	(Acquired from Edmonton on 3/1/17 for Justin Fontaine. Left via free agency.)											
23	John Bednarski (D)	1974-75–1976-77	99	2	18	20	114	1	0	0	0	17
39	Matt Beleskey (LW)	2017-18–2018-19	5	1	0	1	9	—	—	—	—	—
	(Acquired from Boston on 2/25/18 with Ryan Spooner, Ryan Lindgren, a 2018 1st round draft choice (later traded), and a 2019 7th round draft choice (later traded) for Rick Nash. Left via free agency.)											
19	Danny Belisle (RW)	1960-61	4	2	0	2	0	—	—	—	—	—
39	Brendan Bell (D)	2011-12	1	0	0	0	0	—	—	—	—	—
	(Signed as a free agent on 8/9/11. Left via free agency.)											
29	Bruce Bell (D)	1987-88	13	1	2	3	8	—	—	—	—	—
3	Harry “Huddy” Bell (D/RW)	1946-47	1	0	1	1	0	—	—	—	—	—
5, 20	Joe Bell (LW)	1942-43; 1946-47	62	8	9	17	18	—	—	—	—	—
15	Lin Bend (C)	1942-43	8	3	1	4	2	—	—	—	—	—
20	Curt Bennett (C)	1972-73	16	0	1	1	11	—	—	—	—	—
27, 17	Rick Bennett (LW)	1989-90–1991-92	15	1	1	2	13	—	—	—	—	—
	(Acquired from Minnesota on 10/11/88 with Brian Lawton and Igor Liba for Mark Timordt, Paul Jerrard, Mike Sullivan, Brett Barnett and a 1989 3rd round draft choice (Murray Garbutt). Left via free agency.)											
14	Doug Bentley (LW)	1953-54	20	2	10	12	2	—	—	—	—	—
10, 22	Max Bentley (C)	1953-54	57	14	18	32	15	—	—	—	—	—
34	Bryan Berard (D)	2001-02	82	2	21	23	60	—	—	—	—	—
	(Signed as a free agent on 10/4/01. Left via free agency.)											
24	Gordon “Red” Berenson (C)	1966-67–1967-68	49	2	6	8	4	4	0	1	1	2
18	Bill Berg (LW)	1995-96–1997-98	152	11	16	27	100	13	1	0	1	2
	(Acquired from Toronto on 2/29/96 with Sergio Momesso for Wayne Presley and Nick Kypreos. Traded to Ottawa on 11/27/98 with a 1999 2nd round draft choice (later traded) for Stan Neckar.)											
19, 15	Blair Betts (C)	2005-06–2008-09	304	25	15	40	84	28	1	1	2	8
	(Acquired from Calgary on 3/6/04 with Jamie McLennan and Greg Moore for Chris Simon and a 2004 7th round draft choice (Matt Schneider). Left via free agency.)											
23	Jeff Beukeboom (D)	1991-92–1998-99	520	18	72	90	1157	70	2	13	15	147
	(Acquired from Edmonton on 11/12/91 for David Shaw as future considerations of a trade with the Oilers on 10/4/91. Retired following the 1998-99 season.)											
25	Nick Beverley (D)	1974-75–1976-77	139	4	23	27	67	3	0	1	1	0
41	Stu Bickel (D)	2011-12–2012-13	67	0	9	9	157	18	0	0	0	16
	(Acquired from Anaheim on 11/23/10 for Nigel Williams. Left via free agency.)											
22	Anthony Bitetto (D)	2020-21	14	1	3	4	20	—	—	—	—	—
	(Signed as a free agent on 10/9/20.)											
6	Bob Blackburn (D)	1968-69	11	0	0	0	0	—	—	—	—	—
23, 9	Don Blackburn (LW)	1969-70–1970-71	4	0	0	0	0	1	0	0	0	0
43	Colin Blackwell (C)	2020-21	47	12	10	22	15	—	—	—	—	—
	(Signed as a free agent on 10/9/20. Selected by Seattle on 7/21/21 in the NHL Expansion Draft.)											
91	Sammy Blais (LW)	2021-22–2022-23	54	0	9	9	25	—	—	—	—	—
18	Mike Blaisdell (RW)	1983-84–1984-85	48	6	6	12	42	—	—	—	—	—
38	Jeff Bloemberg (D)	1988-89–1991-92	43	3	6	9	25	7	0	3	3	5
	(Selected in the 5th round, 93rd overall, in the 1986 Entry Draft. Selected by Tampa Bay on 6/18/92 in the NHL Expansion Draft.)											
32, 38,	Sylvain Blouin (LW)	1996-97–1997-98	7	0	0	0	23	—	—	—	—	—
30												
	(Selected in the 4th round, 104th overall, in the 1994 Entry Draft. Traded to Montreal on 6/30/98 with a 1999 6th round draft choice (later traded) for Peter Popovic.)											
94	Derek Boogaard (LW)	2010-11	22	1	1	2	45	—	—	—	—	—
	(Signed as a free agent on 7/1/10.)											
2, 6	Tim Bothwell (D)	1978-79–1981-82	62	4	10	14	32	9	0	0	0	8
21	Dick Bouchard (RW)	1954-55	1	0	0	0	0	—	—	—	—	—
39, 74	Joel Bouchard (D)	2002-03; 2003-04	55	6	14	20	24	—	—	—	—	—
	(Signed as a free agent on 8/7/02. Traded to Pittsburgh on 2/10/03 with Rico Fata, Richard Lintner, and Mikael Samuelsson for Alexei Kovalev, Dan LaCouture, Janne Laukanen, and Mike Wilson. Claimed in the NHL Waiver Draft from Buffalo on 10/3/03. Left via free agency.)											
7, 17	Frank Boucher (C)	1926-27–1937-38;										
		1943-44	533	152	262	414	106	54	16	20	36	12
12, 15, 2	Leo Bourgeault (D)	1926-27–1930-31	155	17	11	28	229	20	1	1	2	18
29	Phil Bourque (LW)	1992-93–1993-94	71	6	15	21	47	—	—	—	—	—
	(Signed as a free agent on 8/31/92. Traded to Ottawa on 3/21/94 for future considerations.)											
25	Ryan Bourque (LW)	2014-15	1	0	0	0	0	—	—	—	—	—
	(Selected in the 3rd round, 80th overall, in the 2009 Entry Draft. Traded to Washington on 2/28/16 for Chris Brown.)											
27	Paul Boutilier (D)	1987-88	4	0	1	1	6	—	—	—	—	—
2, 15, 8	Jack Bownass (D)	1958-59–1959-60;										
		1961-62	76	3	7	10	58	—	—	—	—	—
8	Bill Boyd (RW)	1926-27–1928-29	98	8	1	9	58	9	0	0	0	0
22	Brian Boyle (C)	2009-10–2013-14	355	44	46	90	265	58	9	10	19	42
	(Acquired from Los Angeles on 6/27/09 for a 2010 3rd round draft choice (Jordan Weal). Left via free agency.)											

# ALL-TIME PLAYER REGISTER

NO.	NAME & POSITION	YEARS PLAYED	REGULAR SEASON					PLAYOFFS				
			GP	G	A	PTS	PIM	GP	G	A	PTS	PIM
22	Dan Boyle (D)	2014-15–2015-16	139	19	25	44	50	23	3	8	11	2
	(Signed as a free agent on 7/1/14. Retired following the 2015-16 season.)											
87	Donald Brashear (LW)	2009-10	36	0	1	1	73	—	—	—	—	—
	(Signed as a free agent on 7/1/09. Traded to Atlanta on 8/2/10 with Patrick Rissmiller for Todd White.)											
16	Derrick Brassard (C)	2012-13–2015-16	254	69	105	174	110	59	18	26	44	30
	(Acquired from Columbus on 4/3/13 with Derek Dorsett, John Moore, and a 2014 6th round draft choice (later traded) for Marian Gaborik, Steven Delisle, and Blake Parlett. Traded to Ottawa on 7/18/16 with a 2018 7th round draft choice for Mika Zibanejad and a 2018 2nd round draft choice (later traded).)											
61	Justin Braun (D)	2021-22	8	1	1	2	0	19	0	1	1	6
	(Acquired from Philadelphia on 3/21/22 for a third-round draft pick in 2023)											
16, 15	Doug Brennan (D)	1931-32–1933-34	123	9	7	16	147	16	1	0	1	21
12	Rich Brennan (D)	1998-99	24	1	3	4	23	—	—	—	—	—
	(Acquired from San Jose on 3/24/98 for Jason Muzzatti. Left via agency.)											
18	John Brenneman (LW)	1964-65–1965-66	33	3	3	6	20	—	—	—	—	—
23	Connor Brickley (LW)	2018-19	14	1	3	4	9	—	—	—	—	—
	(Acquired from Nashville on 1/14/19 for Cole Schneider. Left via free agency.)											
32	Stephane Brochu (D)	1988-89	1	0	0	0	0	—	—	—	—	—
*76	Jonny Brodzinski (C)	2020-21-2022-23	44	3	2	5	22	1	0	0	0	0
	(Signed as a free agent on 10/9/20.)											
13	Bob Brooke (C)	1983-84–1986-87	175	35	36	71	214	24	6	9	15	43
37	Paul Broten (RW)	1989-90–1992-93	194	27	33	60	194	24	2	3	5	14
	(Selected in the 4th round, 77th overall, in the 1984 Entry Draft. Selected by Dallas on 10/2/93 in the NHL Waiver Draft.)											
4	Arnie Brown (D)	1964-65–1970-71	460	33	98	131	547	18	0	6	6	23
4	Brad Brown (D)	2000-01	48	1	3	4	107	—	—	—	—	—
	(Acquired from Chicago with Michal Grosek on 10/5/00 for future considerations. Left via free agency.)											
16	Harold Brown (RW)	1945-46	13	2	1	3	2	—	—	—	—	—
23, 21, 4	Larry Brown (D)	1969-70–1970-71	46	1	4	5	18	11	0	1	1	0
14	Stanley Brown (D/LW)	1926-27	24	6	3	9	14	2	0	0	0	0
24, 17	Jeff Brubaker (LW)	1987-88	31	2	0	2	78	—	—	—	—	—
12	Glenn Brydson (RW)	1935-36	30	4	13	17	9	—	—	—	—	—
19	Bucky Buchanan (C)	1948-49	2	0	0	0	0	—	—	—	—	—
89	Pavel Buchnevich (RW)	2016-17–2020-21	301	79	116	195	112	8	0	1	1	6
	(Selected in the 3rd round, 75th overall, in the 2013 Entry Draft. Traded to St. Louis on 7/23/21 for Sammy Blais and a 2022 2nd round draft choice.)											
4	Hy Buller (D)	1951-52–1953-54	179	22	55	77	209	—	—	—	—	—
9	Pavel Bure (RW)	2001-02–2002-03	51	31	19	50	22	—	—	—	—	—
	(Acquired from Florida with a 2002 second round draft choice (Lee Falardeau) on 3/18/02 for Igor Ulanov, Filip Novak, a 2002 1st round draft choice (later traded), a 2002 2nd round draft choice (Rob Glokke), and a 2003 4th round draft choice (later traded). Declared medically unable to play on 9/11/03.)											
14	Kelly Burnett (C)	1952-53	3	1	0	1	0	—	—	—	—	—
27, 24	Gary Burns (LW)	1980-81–1981-82	11	2	2	4	18	5	0	0	0	6
15	Norman Burns (C)	1941-42	11	0	4	4	2	—	—	—	—	—
20, 17	Jerry Butler (RW)	1972-73–1974-75	112	24	26	50	130	15	1	2	3	41
54, 36	Dane Byers (LW)	2007-08; 2009-10	6	1	0	1	31	—	—	—	—	—
	(Selected in the 2nd round, 48th overall, in the 2004 Entry Draft. Traded to Columbus for Chad Kolarik on 11/11/10.)											
15, 12	Jerry Byers (LW)	1977-78	7	2	1	3	0	—	—	—	—	—
2, 5	Larry Cahan (D)	1956-57–1958-59;										
		1961-62–1964-65	309	19	39	58	335	14	0	0	0	16
29	Eric Cairns (D)	1996-97–1997-98	79	0	4	4	239	3	0	0	0	0
	(Selected in the 3rd round, 72nd overall, in the 1992 Entry Draft. Claimed off waivers by the Islanders on 12/22/98.)											
43, 24	Ryan Callahan (RW)	2006-07–2013-14	450	132	122	254	268	59	14	10	24	38
	(Selected in the 4th round, 127th overall, in the 2004 Entry Draft. Traded to Tampa Bay on 3/5/14, along with a 2014 1st round draft choice (later traded), a 2015 1st round draft choice (later traded), and a 2015 7th round draft choice (later traded) for Martin St. Louis and a 2015 2nd round draft choice (later traded).)											
14	Frank "Patsy" Callighen (D)	1927-28	36	0	0	0	32	9	0	0	0	0
14	Scotty Cameron (C)	1942-43	35	8	11	19	0	—	—	—	—	—
13	Daniel Carcillo (LW)	2013-14	31	3	0	3	43	8	2	0	2	22
	(Acquired from Los Angeles on 1/14/14 for a 2014 7th round draft choice (Spencer Watson). Left via free agency.)											
28	Paul Carey (C)	2017-18	60	7	7	14	20	—	—	—	—	—
	(Signed as a free agent on 7/1/17. Left via free agency.)											
38	Terry Carkner (D)	1986-87	52	2	13	15	118	1	0	0	0	0
11	Bobby Carpenter (C)	1986-87	28	2	8	10	20	—	—	—	—	—
22	Ryan Carpenter (C)	2022-23	22	1	2	3	10	—	—	—	—	—
20, 9	Gene Carr (C)	1971-72–1973-74	139	18	23	41	90	17	1	4	5	21
11	Lorne Carr (RW)	1933-34	14	0	0	0	0	—	—	—	—	—
14	Gene Carrigan (C)	1930-31	33	2	0	2	13	—	—	—	—	—
18, 17	Bill Carse (C)	1938-39	1	0	1	1	0	6	1	1	2	0
15	Gerry Carson (D)	1928-29	8	0	0	0	5	5	0	0	0	0
22	Anson Carter (RW)	2002-03–2003-04	54	11	11	22	20	—	—	—	—	—
	(Acquired from Edmonton on 3/11/03 with Ales Pisa for Radek Dvorak and Cory Cross. Traded to Washington on 1/23/04 for Jaromir Jagr.)											
43	Daniel Catenacci (C)	2017-18	1	0	0	0	0	—	—	—	—	—
	(Acquired from Buffalo on 2/28/17 for Mat Bodie. Left via free agency.)											
26	Jay Caulfield (RW)	1986-87	13	2	1	3	45	3	0	0	0	12
21	Chick Chalmers (C)	1953-54	1	0	0	0	0	—	—	—	—	—
36	Todd Charlesworth (D)	1989-90	7	0	0	0	6	—	—	—	—	—
	(Acquired from Edmonton on 1/18/90 for future considerations. Left via free agency.)											
11	Rick Chartraw (D)	1982-83–1983-84	30	2	2	4	41	9	0	2	2	6
26, 40	Erik Christensen (C)	2009-10–2011-12	132	20	38	58	44	5	1	0	1	2
	(Claimed off waivers from Anaheim on 12/2/09. Traded to Minnesota on 2/3/12 with a 2013 conditional 7th round draft choice for Casey Wellman.)											
6	Bob Chrystal (D)	1953-54–1954-55	132	11	14	25	112	—	—	—	—	—

# ALL-TIME PLAYER REGISTER

No.	Name & Position	Years Played	Regular Season					Playoffs				
			GP	G	A	PTS	PIM	GP	G	A	PTS	PIM
22	Shane Churla (RW)	1995-96–1996-97	55	0	1	1	132	26	2	2	4	34
(Acquired from Los Angeles on 3/14/96 with Marty McSorley and Jari Kurri for Ray Ferraro, Mattias Norstrom, Ian Laperriere, Nathan LaFayette and a 1997 4th round choice (Sean Blanchard). Retired following the 1997-98 season.)												
*72	Filip Chytil (C)	2017-18–2022-23	327	64	74	138	76	30	8	5	13	6
(Selected in the 1st round, 21st overall, in the 2017 Entry Draft.)												
15	Hank Ciesla (C)	1957-58–1958-59	131	8	20	28	35	6	0	2	2	0
18	Zdeno Ciger (LW)	2001-02	29	6	7	13	16	—	—	—	—	—
(Signed as a free agent on 7/17/01. Traded to Tampa Bay on 12/12/01 for Matthew Barnaby.)												
18, 6	Joe Cirella (D)	1990-91–1992-93	141	7	18	25	258	19	0	6	6	49
(Acquired from Quebec on 1/17/91 for Aaron Miller and a 1991 5th round draft choice (Bill Lindsay.) Selected by Florida on 6/24/93 in the NHL Expansion Draft.)												
33	Fredrik Claesson (D)	2018-19	37	2	4	6	9	—	—	—	—	—
(Signed as a free agent on 7/1/18. Left via free agency.)												
32	Dan Clark (D)	1978-79	4	0	1	1	6	—	—	—	—	—
4	Adam Clendenen (D)	2016-17	31	2	9	11	17	—	—	—	—	—
(Signed as a free agent on 7/1/16. Left via free agency.)												
6	Bruce Cline (RW)	1956-57	30	2	3	5	10	—	—	—	—	—
29	Ryane Clowe (LW)	2012-13	12	3	5	8	14	2	0	1	1	0
(Acquired from San Jose on 4/2/13 for a 2013 2nd round draft choice (Gabryel Boudreau), a 2013 3rd round draft choice (later traded), and a 2014 5th round draft choice (Rourke Chartier). Left via free agency.)												
15	Bill Collins (RW)	1975-76	50	4	4	8	38	—	—	—	—	—
16, 5	Mac Colville (RW/D)	1935-36–1941-42;	353	71	102	173	130	40	9	10	19	14
		1945-46–1946-47;										
20, 6, 12	Neil Colville (C/D)	1935-36–1941-42;										
		1944-45–1948-49	465	100	166	266	213	45	7	19	26	32
16	Les Colwill (RW)	1958-59	69	7	6	13	16	—	—	—	—	—
16, 9, 6	Charles "Pete" Conacher Jr. (LW)	1954-55–1955-56	93	21	18	39	18	5	0	0	0	0
5, 15	Jim Conacher (C)	1951-52–1952-53	33	1	5	6	4	—	—	—	—	—
28, 11, 32	Pat Conacher (LW)	1979-80; 1982-83	22	0	6	6	8	4	0	1	1	2
25	Bert Connelly (LW)	1934-35–1935-36	72	12	13	25	33	4	1	0	1	0
20	Cam Connor (RW)	1979-80–1982-83	28	1	6	7	81	12	4	0	4	18
5	Bill Cook (RW)	1926-27–1936-37	475	228	138	366	386	46	13	11	24	70
6	Fred "Bun" Cook (LW)	1926-27–1935-36	433	154	141	295	450	46	15	3	18	59
10	Hal Cooper (RW)	1944-45	8	0	0	0	2	—	—	—	—	—
19, 12, 11	Joe Cooper (D)	1935-36–1937-38;	154	5	13	18	134	12	1	1	2	16
		1946-47										
18	Andrew Copp (C)	2021-22	16	8	10	18	8	20	6	8	14	2
(Acquired from Winnipeg on 3/21/22 for Morgan Barron and three draft picks)												
21, 17, 2	Art Coulter (D)	1935-36–1941-42	288	18	68	86	342	37	2	5	7	60
21	Russ Courtnall (RW)	1996-97	14	2	5	7	2	15	3	4	7	0
(Acquired from Vancouver on 3/8/97 with Esa Tikkanen for Sergei Nemchinov and Brian Noonan. Left via free agency.)												
1, 11	Danny Cox (LW)	1933-34	13	5	0	5	2	2	0	0	0	0
25	Adam Cracknell (RW)	2017-18	4	0	0	0	0	—	—	—	—	—
(Claimed off waivers from Dallas on 10/9/17. Traded to Montreal on 11/30/17 for Peter Holland.)												
32	Bob Crawford (RW)	1985-86–1986-87	14	1	2	3	12	7	0	1	1	8
16, 8	Dave Creighton (C)	1955-56–1957-58	210	55	87	142	123	16	5	5	10	8
18	Cory Cross (D)	2002-03	26	0	4	4	16	—	—	—	—	—
(Signed as a free agent on 12/17/02. Traded to Edmonton on 3/11/03 with Radek Dvorak for Anson Carter and Ales Pisa.)												
14	Brian Cullen (C)	1959-60–1960-61	106	19	40	59	12	—	—	—	—	—
5	Matt Cullen (C)	2006-07	80	16	25	41	52	10	1	3	4	6
(Signed as a free agent on 7/1/06. Traded to Carolina on 7/17/07 for Andrew Hutchinson, Joe Barnes, and a 2008 3rd round draft choice (Evgeny Grachev).)												
17	Ray Cullen (C)	1965-66	8	1	3	4	0	—	—	—	—	—
19, 14	Bob Cunningham (C)	1960-61–1961-62	4	0	1	1	0	—	—	—	—	—
2	Ian Cushman (D)	1959-60	17	0	1	1	22	—	—	—	—	—
*50	Will Cuyille (C)	2022-23	4	0	0	0	10	—	—	—	—	—
22	Paul Cyr (LW)	1987-88–1988-89	41	4	13	17	43	—	—	—	—	—
9, 16	Ulf Dahlien (LW)	1987-88–1989-90	189	71	60	131	106	4	0	0	0	0
(Selected in the 1st round, 7th overall, in the 1985 Entry Draft. Traded to Minnesota on 3/6/90 with a 1990 4th round draft choice (Cal McGowan) for Mike Gartner.)												
12	Alexandre Daigle (RW/C)	1999-00	58	8	18	26	23	—	—	—	—	—
(Acquired from Tampa Bay on 10/3/99 in exchange for future considerations. Retired following the 1999-00 season (returned to NHL in 2002-03 with Pittsburgh.)												
5	Hank Damore (C)	1943-44	4	1	0	1	2	—	—	—	—	—
4	Gordon Davidson (D)	1942-43–1943-44	51	3	6	9	8	—	—	—	—	—
8	Buck Davies (C)	1947-48	—	—	—	—	—	1	0	0	0	0
22, 27	Jason Dawe (RW)	1999-00; 2001-02	4	0	1	1	2	—	—	—	—	—
(Acquired from Nashville on 2/2/00 for John Namestnikov. Left via free agency.)												
10	Nigel Dawes (LW)	2006-07–2008-09	121	25	24	49	25	11	2	2	4	0
(Selected in the 5th round, 149th overall, in the 2003 Entry Draft. Traded to Phoenix on 3/4/09 with Dmitri Kalinin and Petr Prucha for Derek Morris.)												
4	Greg de Vries (D)	2003-04	53	3	12	15	37	—	—	—	—	—
(Signed as a free agent on 7/14/03. Traded to Ottawa on 3/9/04 for Karel Rachunek and Alexandre Giroux.)												
16, 15	Billy Dea (LW)	1953-54	14	1	1	2	2	—	—	—	—	—
77	Tony DeAngelo (D)	2017-18–2020-21	167	19	73	92	139	3	0	1	1	16
(Acquired from Arizona on 6/23/17 with a 2017 1st round draft choice (Lias Andersson) for Derek Stepan and Antti Raanta. Contract bought out on 7/24/21.)												
23, 35,	Lucien DeBlois (C)	1977-78–1979-80;	326	57	79	136	297	18	2	0	2	12
32		1986-87–1988-89										

# ALL-TIME PLAYER REGISTER

No.	Name & Position	Years Played	Regular Season				Playoffs					
			GP	G	A	PTS	PIM	GP	G	A	PTS	PIM
4	Michael Del Zotto (D)	2009-10–2013-14	292	26	95	121	116	32	3	9	12	20
	(Selected in the 1st round, 20th overall, in the 2008 Entry Draft. Traded to Nashville on 1/22/14 for Kevin Klein.)											
16	Val Delory (LW)	1948-49	1	0	0	0	0	—	—	—	—	—
24	Ab DeMarco Jr. (D)	1969-70–1972-73	104	8	21	29	19	9	0	1	1	2
15	Ab DeMarco Sr. (C)	1943-44–1946-47	182	67	87	154	34	—	—	—	—	—
5	Tony Demers (RW)	1943-44	1	0	0	0	0	—	—	—	—	—
14, 21	Jean-Paul Denis (RW)	1946-47; 1949-50	10	0	2	2	2	—	—	—	—	—
51	David Desharnais (C)	2017-18	71	6	22	28	18	—	—	—	—	—
	(Signed as a free agent on 7/5/17. Left via free agency.)											
11	Vic Desjardins (C)	1931-32	48	3	3	6	16	7	0	0	0	0
33	Andre Deveau (C)	2011-12	9	0	1	1	29	—	—	—	—	—
	(Signed as a free agent on 8/16/11. Left via free agency.)											
2	Tom Dewar (D)	1943-44	9	0	2	2	4	—	—	—	—	—
33	Phillip Di Giuseppe (LW)	2019-20–2020-21	51	2	10	12	15	3	0	0	0	0
	(Signed as a free agent on 7/18/19. Left via free agency.)											
4, 33	Raphael Diaz (D)	2013-14; 2015-16	11	1	1	2	4	5	0	1	1	0
	(Acquired from Vancouver on 3/5/14 for a 2015 5th round choice (Ryan Pilon). Left via free agency. Signed as a free agent on 7/1/15. Left via free agency.)											
17, 14	Herb Dickenson (LW)	1951-52–1952-53	48	18	17	35	10	—	—	—	—	—
4	Bob Dill (D)	1943-44–1944-45	76	15	15	30	135	—	—	—	—	—
15, 8	Cecil Dillon (RW)	1930-31–1938-39	409	160	121	281	100	38	13	9	22	14
11, 9, 10	Wayne Dillon (C)	1975-76–1977-78	216	43	66	109	58	3	0	1	1	0
16	Rob DiMaio (RW)	1999-00	12	1	3	4	8	—	—	—	—	—
	(Acquired from Boston on 3/10/00 for Mike Knuble. Traded to Carolina on 8/4/00 with Darren Langdon for Sandy McCarthy and a 2001 4th round draft choice (Bryce Lampman).)											
16	Marcel Dionne (C)	1986-87–1988-89	118	42	56	98	80	6	1	1	2	2
	(Acquired from Los Angeles on 3/10/87 with Jeff Crossman and a 1989 3rd round draft choice (later traded) for Bobby Carpenter and Tom Laidlaw. Retired following the 1988-89 season.)											
44	Per Djooos (D)	1991-92–1992-93	56	2	19	21	42	—	—	—	—	—
	(Acquired from Detroit on 3/5/91 with Joe Kocur for Kevin Miller, Jim Cummins, and Dennis Vial. Left via free agency.)											
3	Gary Doak (D)	1971-72	50	1	10	11	54	12	0	0	0	46
25, 21	Jason Doig (D)	1999-00–2000-01	10	0	1	1	22	—	—	—	—	—
	(Acquired from Phoenix on 3/23/99 with a 1999 6th round draft choice (Jay Dardis) for Stan Neckar. Traded to Ottawa on 6/29/01 with Jeff Ulmer for Sean Gagnon.)											
28	Tie Domi (RW)	1990-91–1992-93	82	5	4	9	526	6	1	1	2	32
	(Acquired from Toronto on 6/28/90 with Mark Laforest for Greg Johnston. Traded to Winnipeg on 12/28/92 with Kris King for Ed Olczyk.)											
8	Ted Donato (C)	2002-03	49	2	1	3	6	—	—	—	—	—
	(Signed as a free agent on 7/8/02. Left via free agency.)											
22	Mike Donnelly (LW)	1986-87–1987-88	22	3	3	6	8	—	—	—	—	—
2, 27,	Andre Dore (D)	1978-79–1982-83;										
33		1984-85	139	8	38	46	153	10	1	1	2	16
8	Jim Dorey (D)	1971-72	1	0	0	0	0	1	0	0	0	0
15	Derek Dorsett (RW)	2012-13–2013-14	51	4	4	8	128	34	0	2	2	47
	(Acquired from Columbus on 4/3/13 with Derick Brassard, John Moore, and a 2014 6th round draft choice (later traded) for Marian Gaborik, Steven Deslisle, and Blake Parlett. Traded to Vancouver on 6/27/14 for a 2014 3rd round draft choice (Kegan Iverson).)											
33	Bruce Driver (D)	1995-96–1997-98	220	13	74	87	136	26	0	8	8	6
	(Signed as a free agent on 8/24/95. Retired following the 1997-98 season.)											
19, 16	Jim Drummond (D)	1944-45	2	0	0	0	0	—	—	—	—	—
23	Chris Drury (C)	2007-08–2010-11	264	62	89	151	116	21	4	4	8	12
	(Signed as a free agent on 7/1/07. Contract bought out on 6/29/11.)											
19, 14	Christian Dube (C)	1996-97; 1998-99	33	1	1	2	4	3	0	0	0	0
	(Selected in the 2nd round, 39th overall, in the 1995 Entry Draft. Left via free agency.)											
54, 17	Brandon Dubinsky (C)	2006-07–2011-12	393	81	132	213	457	31	7	10	17	46
	(Selected in the 2nd round, 60th overall, in the 2004 Entry Draft. Traded to Columbus on 7/23/12 with Artem Anisimov, Tim Erixon, and a 2013 1st round draft choice (Kerby Rychel) for Rick Nash, Steven Deslisle and a 2013 3rd round draft choice (Pavel Buchnevich).)											
63	Anthony Duclair (LW)	2014-15	18	1	6	7	4	—	—	—	—	—
	(Selected in the 3rd round, 80th overall, in the 2013 Entry Draft. Traded to Arizona on 3/1/15, along with John Moore, a 2015 2nd round draft choice (later traded), and a 2016 1st round draft choice (later traded), for Keith Yandle, Chris Summers, and a 2016 4th round draft choice (Tarmo Reunanen).)											
9	Dick Duff (LW)	1963-64–1964-65	43	7	13	20	22	—	—	—	—	—
	(Acquired from Toronto on 2/22/64 with Bob Nevin, Rod Seiling, Arnie Brown, and Bill Collins for Andy Bathgate and Don McKenzie. Traded to Montreal on 12/21/64 with Dave McComb for Bill Hicke and the loan of Jean-Guy Morrisette for the remainder of the 1964-65 season.)											
16, 6	Marc Dufour (RW)	1963-64–1964-65	12	1	0	1	2	—	—	—	—	—
10, 44	Ron Duguay (C)	1977-78–1982-83;										
		1986-87–1987-88	499	164	176	340	370	69	28	19	47	103
	(Selected in the 1st round, 13th overall, in the 1977 Amateur Draft. Traded to Detroit on 6/14/83 with Ed Mio and Ed Johnstone for Willie Huber, Mark Osborne, and Mike Blaisdell. Acquired from Pittsburgh on 1/21/87 for Chris Kontos. Traded to Los Angeles on 2/22/88 for Mark Hardy.)											
19	Craig Duncanson (RW)	1992-93	3	0	1	1	0	—	—	—	—	—
	(Signed as a free agent on 9/4/92. Left via free agency.)											
25	Andre Dupont (D)	1970-71	7	1	2	3	21	—	—	—	—	—
	(Selected in the 1st round, 8th overall, in the 1969 Amateur Draft. Traded to St. Louis on 11/15/71 with Jack Egers, Mike Murphy, and future considerations for Gene Carr, Jim Lorentz, and Wayne Connelly.)											
39	Brodie Dupont (C)	2010-11	1	0	0	0	0	—	—	—	—	—
	(Selected in the 3rd round, 66th overall, in the 2005 Entry Draft. Traded to Nashville on 7/2/11 for Andreas Thuresson.)											

# ALL-TIME PLAYER REGISTER

NO.	NAME & POSITION	YEARS PLAYED	REGULAR SEASON					PLAYOFFS				
			GP	G	A	PTS	PIM	GP	G	A	PTS	PIM
61	Pascal Dupuis (LW)	2006-07	6	1	0	1	0	—	—	—	—	—
	(Acquired from Minnesota on 2/9/07 for Adam Hall. Traded to Atlanta on 2/27/07 with a 2007 3rd round draft choice (later traded) for Alex Bourret.)											
22	Benoit Dugasbon (C)	2003-04	3	0	0	0	2	—	—	—	—	—
	(Signed as free agent on 10/1/01. Left via free agency.)											
17	Duke Dutkowsk (D)	1933-34	29	0	6	6	18	2	0	0	0	0
20	Radek Dvorak (RW)	1999-00—2002-03	256	65	99	164	60	—	—	—	—	—
	(Acquired from San Jose on 12/30/99 for Todd Harvey and a 2001 4th round draft choice (Dimitri Patzold). Traded to Edmonton on 3/11/03 with Cory Cross for Anson Carter and Ales Piza.)											
32	Gordie Dwyer (LW)	2002-03	17	0	1	1	50	—	—	—	—	—
	(Acquired from Tampa Bay on 10/10/02 for Boyd Kane. Claimed off waivers by Montreal on 2/21/03.)											
8	Henry Dyck (LW)	1943-44	1	0	0	0	0	—	—	—	—	—
28	Dallas Eakins (D/LW)	1996-97	3	0	0	0	6	4	0	0	0	4
	(Acquired from Phoenix on 2/6/97 with Mike Eastwood for Jay More. Left via free agency.)											
32	Mike Eastwood (C)	1996-97—1997-98	75	6	12	18	26	15	1	2	3	22
	(Acquired from Phoenix on 2/6/97 with Dallas Eakins for Jay More. Traded to St. Louis on 3/24/98 for Harry York.)											
2, 17	Frank Eddolls (D)	1947-48—1951-52	260	18	34	52	88	13	0	1	1	4
6	Pat Egan (D)	1949-50—1950-51	140	10	21	31	120	12	3	1	4	6
21, 23,	Jack Egers (RW)	1969-70—1971-72;										
20, 24		1973-74	111	13	14	27	72	16	4	1	5	16
44	Steve Eminger (D)	2010-11—2012-13	142	4	10	14	58	15	0	2	2	4
	(Acquired from Anaheim on 7/9/10 for Aaron Voros and Ryan Hillier. Left via free agency.)											
25	Anders Eriksson (D)	2009-10	8	0	2	2	0	—	—	—	—	—
	(Acquired from Phoenix on 3/3/10 for Milka Witkman and a 7th round draft choice in 2011 (Zac Larraza). Left via free agency.)											
36, 20	Jan Erixon (LW)	1983-84—1992-93	556	57	159	216	167	58	7	7	14	16
	(Selected in the 2nd round, 30th overall, in the 1981 Entry Draft. Retired following the 1992-93 season.)											
53	Tim Erixon (D)	2011-12	18	0	2	2	8	—	—	—	—	—
	(Acquired from Calgary on 6/1/11 with a 2011 5th round draft choice (Shane McColgan) for Roman Horak and two 2011 2nd round draft choices (Markus Granlund and Tyler Wotherspoon). Traded to Columbus on 7/23/12 with Brandon Dubinsky, Artem Anisimov, and a 2013 1st round draft choice (Kerby Rychel) for Rick Nash, Steven Delisle, and a 2013 3rd round draft choice (Pavel Buchnevich).)											
12	Bob Errey (LW)	1997-98	12	0	0	0	7	—	—	—	—	—
	(Acquired from Dallas on 3/24/98 with Todd Harvey and a 1998 4th round draft choice (Boyd Kane) for Mike Keane, Brian Skrudland, and a 1998 6th round draft choice (Pavel Patera). Retired following the 1997-98 season.)											
5, 12, 77	Phil Espósito (C)	1975-76—1980-81	422	184	220	404	263	30	11	16	27	33
	(Acquired from Boston on 11/7/75 with Carol Vadnais for Jean Ratelle, Brad Park, and Joe Zanussi. Retired on 1/9/81.)											
96	Emerson Etem (RW)	2015-16	19	0	3	3	2	—	—	—	—	—
	(Acquired from Anaheim on 6/27/15 with a 2015 2nd round draft choice (Ryan Gropp) for Carl Hagelin, a 2015 2nd round draft choice (Julius Nattinen), and a 2015 6th round draft choice (Garrett Metcalf). Traded to Vancouver on 1/8/16 for Nicklas Jensen and a 2017 6th round draft choice (Dominik Lakatos).)											
20, 16, 19,	Jack Evans (D)	1948-49—1951-52;										
3, 2, 22, 5		1953-54—1957-58	408	15	38	53	671	16	1	1	2	39
5	Bill Ezinicki (RW)	1954-55	16	2	2	4	22	—	—	—	—	—
18	Trevor Fahey (LW)	1964-65	1	0	0	0	0	—	—	—	—	—
21, 10	Bill Fairbairn (RW)	1968-69—1976-77	536	138	224	362	161	51	13	21	34	42
44	Justin Falk (D)	2013-14	21	0	2	2	20	—	—	—	—	—
	(Acquired from Minnesota on 6/30/13 for Benn Ferriero and a 2014 6th round draft choice (Chase Lang). Left via free agency.)											
3	Dave Farrish (D)	1976-77—1978-79	217	6	41	47	225	10	0	2	2	14
	(Selected in the 2nd round, 24th overall, in the 1976 Amateur Draft. Claimed by Quebec in NHL Expansion Draft on 6/13/79.)											
12, 19, 17	Jesper Fast (RW)	2013-14—2019-20	422	55	92	147	116	40	6	8	14	2
	(Selected in the 6th round, 157th overall, in the 2010 Entry Draft. Left via free agency.)											
38, 27	Rico Fata (RW)	2001-02—2002-03	46	2	4	6	6	—	—	—	—	—
	(Claimed off waivers from Calgary on 10/3/01. Traded to Pittsburgh on 2/10/03 with Joel Bouchard, Richard Lintner, and Mikael Samuelsson for Alex Kovalev, Dan LaCouture, Janne Laukkanen, and Mike Wilson.)											
6	Glen Featherstone (D)	1994-95	6	1	0	1	18	—	—	—	—	—
	(Acquired from Boston on 8/19/94 for Daniel Lacroix. Traded to Hartford on 3/23/95 with Michael Stewart, a 1995 1st round draft choice (Jean-Sebastien Giguere), and a 1996 4th round draft choice (Steve Wasylko) for Pat Verbeek.)											
17	Fedor Fedorov (LW)	2005-06	3	0	0	0	6	—	—	—	—	—
	(Acquired from Vancouver on 10/7/05 in exchange for Jozef Balej and a conditional draft pick. Left via free agency.)											
19, 26	Ruslan Fedotenko (LW)	2010-11—2011-12	139	19	26	45	41	25	2	7	9	12
	(Signed as a free agent on 10/4/10. Left via free agency.)											
37	Brent Fedyk (LW)	1998-99	67	4	6	10	30	—	—	—	—	—
	(Signed as a free agent on 8/13/98. Left via free agency.)											
32	Tony Feltrin (D)	1985-86	10	0	0	0	21	—	—	—	—	—
25, 42	Paul Fenton (LW)	1986-87	8	0	0	0	2	—	—	—	—	—
14	Chris Ferraro (C)	1995-96—1996-97	14	2	1	3	6	—	—	—	—	—
	(Selected in the 4th round, 85th overall, in the 1992 Entry Draft. Claimed off waivers by Pittsburgh on 10/1/97.)											
17, 21,	Peter Ferraro (RW)	1995-96—1996-97;										
14		1997-98	8	0	1	1	2	2	0	0	0	0
	(Selected in the 1st round, 24th overall, in the 1992 Entry Draft. Claimed off waivers by Pittsburgh on 10/1/97. Claimed off waivers from Pittsburgh on 1/14/98. Left via free agency.)											
21	Ray Ferraro (C)	1995-96	65	25	29	54	82	—	—	—	—	—
	(Signed as a free agent on 7/19/95. Traded to Los Angeles on 3/14/96 with Mattias Norstrom, Ian Laperriere, Nathan LaFayette and a 1997 4th round draft choice (Sean Blanchard) for Marty McSorley, Shane Churla, and Jari Kurri.)											
36	Benn Ferriero (RW)	2012-13	4	0	1	1	0	—	—	—	—	—
	(Acquired from Pittsburgh on 1/24/13 for Chad Kolarik. Traded to Minnesota on 6/30/13 with a 2014 6th round draft choice (Chase Lang) for Justin Falk.)											
26	Jeff Finley (D)	1997-98—1998-99	65	1	6	7	55	—	—	—	—	—
	(Signed as a free agent on 7/16/97. Traded to St. Louis on 2/13/99 with Geoff Smith for future considerations (Chris Kenady).)											

# ALL-TIME PLAYER REGISTER

NO.	NAME & POSITION	YEARS PLAYED	REGULAR SEASON					PLAYOFFS														
			GP	G	A	PTS	PIM	GP	G	A	PTS	PIM										
41	Peter Fiorentino (D)	1991-92	1	0	0	0	0	—	—	—	—	—										
(Selected in the 11th round, 215th overall, in the 1988 Entry Draft. Left via free agency. Signed as a free agent 8/6/96. Retired following the 1997-98 season.)																						
4, 12, 11	Dunc Fisher (RW)	1947-48–1950-51	142	21	37	58	82	13	3	4	7	14										
	Sandy Fitzpatrick (C)	1964-65	4	0	0	0	2	—	—	—	—	—										
8	Pat Flatley (RW)	1996-97	68	10	12	22	26	11	0	0	0	14										
(Signed as a free agent on 9/6/96. Retired following the 1996-97 season.)																						
9, 21	Reg Fleming (D/LW)	1965-66–1968-69	241	50	49	99	540	13	0	4	4	22										
14	Theo Fleury (RW)	1999-00–2001-02	224	69	132	201	406	—	—	—	—	—										
(Signed as a free agent on 7/8/99. Traded to San Jose on 6/26/02 as future considerations of trade with Sharks on 6/23/02.)																						
38, 29	Steven Fogarty (C)	2017-18–2019-20	18	0	0	0	2	1	0	0	0	0										
(Selected in the 3rd round, 72nd overall, in the 2011 Entry Draft. Left via free agency.)																						
18	Gerry Foley (RW)	1956-57–1957-58	137	9	14	23	87	9	0	1	1	2										
14	Val Fonteyne (LW)	1963-64–1964-65	96	7	19	26	6	—	—	—	—	—										
5, 8	Lou Fontinato (D)	1954-55–1960-61	419	22	57	79	940	15	0	1	1	19										
17	Colin Forbes (LW)	2000-01	19	1	4	5	15	—	—	—	—	—										
(Acquired from Ottawa on 3/1/01 for Eric Lacroix. Left via free agency.)																						
4	Harry "Yip" Foster (D)	1929-30	31	0	0	0	16	—	—	—	—	—										
17, 3	Herb Foster (LW)	1940-41; 1947-48	6	1	0	1	0	—	—	—	—	—										
22	Nick Fotiu (LW)	1976-77–1978-79;																				
(Signed as a free agent on 7/2/98. Retired following the 1998-99 season.)																						
*23	Adam Fox (D)	2019-20–2022-23	285	36	199	235	106	30	5	26	31	20										
(Acquired from Carolina on 4/30/19 for a 2019 2nd round draft choice (later traded) and a 2020 2nd round draft choice (Noel Gunler).)																						
6	Archie Fraser (C)	1943-44	3	0	1	1	0	—	—	—	—	—										
21	Scott Fraser (RW)	1998-99	28	2	4	6	14	—	—	—	—	—										
(Signed as a free agent on 7/2/98. Retired following the 1998-99 season.)																						
49	Dan Fritsche (LW)	2008-09	16	1	3	4	2	—	—	—	—	—										
(Acquired from Columbus on 7/2/08 with Nikolai Zherdev for Fedor Tyutin and Christian Backman. Traded to Minnesota on 1/29/09 for Erik Reitz.)																						
31	Alex Frolov (LW)	2010-11	43	7	9	16	8	—	—	—	—	—										
(Signed as a free agent on 7/27/10. Left via free agency.)																						
38, 8	Robbie Ftorek (C)	1981-82–1984-85	170	32	55	87	122	14	8	4	12	11										
10	Marian Gaborik (RW)	2009-10–2012-13	255	114	115	229	97	25	6	7	13	4										
(Signed as a free agent on 7/1/09. Traded to Columbus on 4/3/13 with Steven Delisle and Blake Parlett for Derick Brassard, Derek Dorsett, John Moore, and a 2014 6th round draft choice (later traded).)																						
4, 2	Bill Gadsby (D)	1954-55–1960-61	457	58	212	270	411	16	2	8	10	10										
9	Dave Gagner (C)	1984-85–1986-87	80	11	16	27	47	—	—	—	—	—										
(Selected in the 1st round, 12th overall, in the 1983 Entry Draft. Traded to Minnesota on 10/6/87 with Jay Caulfield for Paul Boutilier and Jari Gronstrand.)																						
8	Norm "Dutch" Gainor (C)	1931-32	46	3	9	12	9	7	0	0	0	2										
4	Maxim Galanov (D)	1997-98	6	0	1	1	2	—	—	—	—	—										
(Selected in the 3rd round, 61st overall, in the 1993 Entry Draft. Selected by Pittsburgh on 10/5/98 in the NHL Waiver Draft.)																						
12, 17	Cal Gardner (C)	1945-46–1947-48	126	28	36	64	103	5	0	0	0	0										
20, 15	Red Garrett (D)	1942-43	23	1	1	2	18	—	—	—	—	—										
22	Mike Gartner (RW)	1989-90–1993-94	322	173	113	286	231	29	14	12	26	16										
(Acquired from Minnesota on 3/6/90 for Ulf Dahlen, a 1990 4th round draft choice (Cal McGowan), and future considerations. Traded to Toronto on 3/21/94 for Glenn Anderson, a 1994 4th round draft choice (Alexander Korobolin), and Scott Malone.)																						
9, 16	Fern Gauthier (RW)	1943-44	33	14	11	25	0	—	—	—	—	—										
12, 15	Julien Gauthier (RW)	2019-20–2022-23	131	11	15	26	28	3	0	0	0	0										
(Acquired from Carolina on 2/18/20 for Joey Keane.)																						
10, 7	Jean-Guy Gendron (LW)	1955-56–1957-58;																				

ALL-TIME PLAYER REGISTER

NO.	NAME & POSITION	YEARS PLAYED	REGULAR SEASON					PLAYOFFS				
			GP	G	A	PTS	PIM	GP	G	A	PTS	PIM
19	Pete Goegan (D)	1961-62	7	0	2	2	6	—	—	—	—	—
12	Bill Goldsworthy (RW)	1976-77–1977-78	68	10	13	23	55	—	—	—	—	—
14	Leroy Goldsworthy (RW)	1929-30	44	4	1	5	15	4	0	0	0	2
19, 11	Hank Goldup (LW)	1942-43; 1944-45–1945-46	102	34	46	80	69	—	—	—	—	—
19	Scott Gomez (C)	2007-08–2008-09	158	32	96	128	96	17	6	10	16	12
(Signed as a free agent on 7/1/07. Traded to Montreal on 6/30/09 with Tom Pyatt and Mike Busto for Chris Higgins, Ryan McDonagh, Pavel Valentenko, and Doug Janik.)												
16, 36, 39	Daniel Goneau (LW)	1996-97–1997-98; 1999-00	53	12	3	15	14	—	—	—	—	—
(Selected in the 2nd round, 48th overall, in the 1996 Entry Draft. Left via free agency.)												
16, 17	Billy Gooden (LW)	1942-43–1943-44	53	9	12	21	15	—	—	—	—	—
*21	Barclay Goodrow (RW)	2021-22-2022-23	161	24	40	64	127	16	1	1	2	35
(Acquired from Tampa Bay on 6/17/21 for a seventh-round pick in 2022 NHL Draft)												
10, 16, 19	Jack Gordon (C)	1948-49–1950-51	36	3	10	13	0	9	1	1	2	7
11	Benoit Gosselin (LW)	1977-78	7	0	0	0	33	—	—	—	—	—
20, 9	Phil Goyette (C)	1963-64–1968-69; 1971-72	396	98	231	329	49	26	2	4	6	6
40	Michael Grabner (RW)	2016-17–2017-18	135	52	19	71	22	12	4	2	6	0
(Signed as a free agent on 7/1/16. Traded to New Jersey on 2/22/18 for Yegor Rykov and a 2018 2nd round draft choice (later traded).)												
91	Evgeny Grachev (C)	2010-11	8	0	0	0	0	—	—	—	—	—
(Selected in the 3rd round, 75th overall, in the 2008 Entry Draft. Traded to St. Louis on 6/25/11 for a 2011 third round draft choice (Steven Fogarty).)												
39, 18	Tony Granato (RW)	1988-89–1989-90	115	43	45	88	217	4	1	1	2	21
(Selected in the 6th round, 120th overall, in the 1982 Entry Draft. Traded to Los Angeles on 1/20/90 with Tomas Sandstrom for Bernie Nicholls.)												
23	Norm Gratton (LW)	1971-72	3	0	1	1	0	—	—	—	—	—
11, 9	Adam Graves (LW)	1991-92–2000-01	772	280	227	507	810	68	28	16	44	70
(Signed as a free agent on 9/3/91 (Edmonton received Troy Mallette as compensation on 9/9/91). Traded to San Jose on 6/24/01 for Mikael Samuelsson and Christian Gosselin.)												
2	Alex Gray (RW)	1927-28	43	7	1	8	28	9	1	0	1	0
28	Anthony Greco	2021-22	1	0	0	0	0	-	-	-	-	-
22, 44	Josh Green (LW)	2002-03; 2003-04	18	3	2	5	10	—	—	—	—	—
(Acquired from Edmonton on 12/12/02 for a 2004 conditional draft choice. Claimed off waivers by Washington on 1/15/03. Claimed off waivers from Calgary on 3/6/04. Left via free agency.)												
47	Mike Green (C)	2003-04	13	1	2	3	2	—	—	—	—	—
(Claimed off waivers from Florida on 3/9/04. Rights traded to Dallas on 6/14/06 for a 2008 conditional draft pick.)												
4, 20	Ron Greschner (D)	1974-75–1989-90	981	179	431	610	1226	84	17	32	49	106
(Selected in the 2nd round, 32nd overall, in the 1974 Amateur Draft. Retired following the 1989-90 season.)												
99	Wayne Gretzky (C)	1996-97–1998-99	234	57	192	249	70	15	10	10	20	2
(Signed as a free agent on 7/21/96. Retired following the 1998-99 season.)												
5	Jari Gronstrand (D)	1987-88	62	3	11	14	63	—	—	—	—	—
22, 8	Michal Grosse (LW)	2000-01–2001-02	80	12	13	25	73	—	—	—	—	—
(Acquired from Chicago on 10/5/00 with Brad Brown for future considerations. Left via free agency.)												
2	Jocelyn Guevremont (D)	1979-80	20	2	5	7	6	—	—	—	—	—
16, 12, 20	Aldo Guidolin (D/RW)	1952-53–1955-56	182	9	15	24	117	—	—	—	—	—
25	Alexei Gusarov (D)	2000-01	26	1	3	4	6	—	—	—	—	—
(Acquired from Colorado on 12/28/00 for a 2001 5th round draft choice (Frantisek Skladany). Traded to St. Louis on 3/5/01 for Peter Smrek.)												
11	Vic Hadfield (LW)	1961-62–1973-74	841	262	310	572	1041	62	22	19	41	106
(Claimed from Chicago in NHL Intra-League Draft on 6/14/61. Traded to Pittsburgh on 5/27/74 for Nick Beverley.)												
62	Carl Hagelin (LW)	2011-12–2014-15	266	58	72	130	132	73	12	14	26	39
(Selected in the 6th round, 168th overall, in the 2007 Entry Draft. Traded to Anaheim on 6/27/15 with a 2015 2nd round draft choice (Julius Nattinen) and a 2015 6th round draft choice (Garrett Metcalf) for Emerson Etem and a 2015 2nd round draft choice (Ryan Groppe).)												
43, 25	Libor Hajek (D)	2018-19–2022-23	110	4	8	12	40	—	—	—	—	—
(Acquired from Tampa Bay on 2/26/18 with Vladislav Namestnikov, Brett Howden, a 2018 1st round draft choice (Nils Lundkvist), and a 2019 2nd round draft choice (Karl Henriksson) for Ryan McDonagh and J.T. Miller.)												
32, 38	Michael Haley (C)	2012-13; 2019-20	31	1	0	1	62	2	0	0	0	0
(Signed as a free agent on 7/1/12. Left via free agency. Signed as a free agent on 10/1/19. Left via free agency.)												
18	Adam Hall (RW)	2006-07	49	4	8	12	18	—	—	—	—	—
(Acquired from Nashville on 7/19/06 for Dominic Moore. Traded to Minnesota on 2/9/07 for Pascal Dupuis.)												
19	Wayne Hall (LW)	1960-61	4	0	0	0	0	—	—	—	—	—
15	Jeff Halpern (C)	2012-13	30	0	1	1	8	—	—	—	—	—
(Signed as a free agent on 7/10/12. Claimed off waivers by Montreal on 3/23/13.)												
25, 6	Al Hamilton (D)	1965-66; 1967-68–1969-70	81	0	5	5	62	6	0	0	0	2
6	Ken Hammond (D)	1988-89	3	0	0	0	0	—	—	—	—	—
22	Ted Hampson (C)	1960-61–1962-63	184	14	40	54	16	6	0	1	1	0
40	Roman Hamrlik (D)	2012-13	12	0	0	0	6	2	0	1	1	2
(Claimed off waivers from Washington on 3/6/13. Retired following the 2012-13 season.)												
6, 16, 11, 2	John Hanna (D)	1958-59–1960-61	177	6	26	32	204	—	—	—	—	—
6	Pat Hannigan (LW)	1960-61–1961-62	109	19	23	42	58	4	0	0	0	2
14	Mark Hardy (D)	1987-88; 1988-89–1992-93	284	7	52	59	409	26	0	6	6	94
(Acquired from Los Angeles on 2/23/88 for Ron Duguay. Traded to Minnesota on 6/13/88 for future considerations (Louie Debrusk). Acquired from Minnesota on 12/9/88 for Larry Bernard and a 1989 5th round draft choice (Rhys Hollyman). Traded to Los Angeles on 3/22/93 with a 1993 5th round draft choice (Frederik Beaubien) for John McIntyre.)												
*5	Ben Harpur (D)	2022-23	42	1	5	6	20	—	—	—	—	—
3	Ron Harris (D)	1972-73–1975-76	147	6	30	36	64	24	4	3	7	25
17	Ed Harrison (LW)	1950-51	5	1	0	1	0	—	—	—	—	—



# ALL-TIME PLAYER REGISTER

NO.	NAME & POSITION	YEARS PLAYED	REGULAR SEASON					PLAYOFFS				
			GP	G	A	PTS	PIM	GP	G	A	PTS	PIM
18	Mike Hartman (LW)	1992-93–1994-95	39	1	1	2	80	—	—	—	—	—
(Acquired from Tampa Bay on 3/22/93 for Randy Gilhen. Left via free agency.)												
2	Doug Harvey (D)	1961-62–1963-64	151	10	61	71	144	6	0	1	1	2
20, 10	Todd Harvey (RW)	1998-99–1999-00	68	14	20	34	134	—	—	—	—	—
(Acquired from Dallas on 3/24/98 with Bob Errey and a 1998 4th round draft choice (Boyd Kane) for Mike Keane, Brian Skrudland, and a 1998 6th round draft choice (Pavel Patera). Traded to San Jose on 12/30/99 with a 2001 4th round draft choice (Dimitri Patzold) for Radek Dvorak.)												
4	Kevin Hatcher (D)	1999-00	74	4	19	23	38	—	—	—	—	—
(Acquired from Pittsburgh on 9/30/99 for Peter Popovic. Left via free agency.)												
12	Gordie Haworth (C)	1952-53	2	0	1	1	0	—	—	—	—	—
13	Kevin Hayes (C)	2014-15–2018-19	361	87	129	216	98	34	2	8	10	10
(Signed as a free agent on 8/20/14. Traded to Winnipeg on 2/25/19 for Brendan Lemieux, a 2019 1st round draft choice (later traded - re-acquired by Winnipeg), and a 2022 conditional 4th round draft choice (conditions not met).)												
25	Paul Healey (LW)	2003-04	4	0	0	0	0	—	—	—	—	—
(Signed as a free agent on 7/28/03. Traded to Florida on 3/9/04 for Jeff Paul.)												
19	Mark Heaslip (RW)	1976-77–1977-78	48	6	10	16	65	3	0	0	0	0
40, 26	Randy Heath (LW)	1984-85–1985-86	13	2	4	6	15	—	—	—	—	—
12, 14	Andy Hebertson (RW)	1955-56–1962-63	560	177	191	368	80	22	6	5	11	8
15	Anders Hedberg (RW)	1978-79–1984-85	465	172	225	397	144	58	22	24	46	31
49	Ilkka Heikkinen (D)	2009-10	7	0	0	0	0	—	—	—	—	—
(Signed as a free agent on 5/20/09. Left via free agency.)												
23	Bill Heindel (LW)	1972-73	4	1	0	1	0	—	—	—	—	—
47	Barrett Heisten (LW)	2001-02	10	0	0	0	2	—	—	—	—	—
(Signed as a free agent on 6/11/01. Traded to Dallas on 3/12/02 with Manny Malhotra for Martin Rucinsky and Roman Lyashenko.)												
14, 3	Ott Heller (D)	1931-32–1945-46	649	54	176	230	467	61	6	8	14	61
23	Raimo Helminen (C)	1985-86–1986-87	87	12	34	46	12	2	0	0	0	0
21	Camille Henry (LW)	1953-54–1954-55; 1956-57–1964-65; 1967-68	637	256	222	478	72	22	3	7	10	5
18	Wally Hergesheimer (RW)	1951-52–1955-56; 1958-59	310	112	77	189	94	5	1	0	1	0
15	Orville “Obs” Heximer (LW)	1929-30	19	1	0	1	4	—	—	—	—	—
6	Bryan Hextall, Jr. (C)	1962-63	21	0	2	2	8	—	—	—	—	—
20, 15	Bryan Hextall, Sr. (RW)	1936-37–1943-44; 1945-46–1947-48	449	187	180	367	227	37	8	9	17	19
24, 21	Dennis Hextall (C)	1967-68–1968-69	13	1	4	5	25	2	0	0	0	0
18, 12, 17	Bill Hickey (RW)	1964-65–1966-67	137	18	33	51	58	—	—	—	—	—
28	Greg Hickey (LW)	1977-78	1	0	0	0	0	—	—	—	—	—
14, 16,	Pat Hickey (LW)	1975-76–1979-80; 1981-82	370	128	129	257	216	21	3	7	10	6
24	Chris Higgins (LW)	2009-10	55	6	8	14	32	—	—	—	—	—
21	(Acquired from Montreal on 6/30/09 with Ryan McDonagh, Pavel Valentenko, and Doug Janik for Scott Gomez,Tom Pyatt, and Mike Busto. Traded to Calgary on 2/2/10 with Ales Kotalik for Olli Jokinen and Brandon Prust.)											
14	Ike Hildebrand (RW)	1953-54	32	6	10	16	12	—	—	—	—	—
16, 14, 8,	Dutch Hiller (LW)	1937-38–1940-41; 1943-44	198	49	69	118	116	23	3	4	7	7
18, 17	Jim Hiller (RW)	1993-94	2	0	0	0	7	—	—	—	—	—
16	(Claimed off waivers from Detroit on 10/12/93. Left via free agency.)											
2	Wayne Hillman (D)	1964-65–1967-68	219	6	41	47	185	6	0	0	0	2
27, 37	Jan Hlavac (LW)	1999-00–2000-01; 2003-04	218	52	80	132	52	—	—	—	—	—
(Acquired from Calgary on 6/26/99 with a 1999 1st round draft choice (Jamie Lundmark) and a 1999 3rd round draft choice (later traded) for Marc Savard and a 1999 1st round draft choice (Oleg Saprykin). Traded to Philadelphia on 8/20/01 with Kim Johnsonson, Pavel Brendl, and a 2003 3rd round draft choice (Stefan Ruzicka) for Eric Lindros and future considerations. Signed as a free agent on 8/28/03. Left via free agency.)												
88	Ken Hodge (RW)	1976-77–1977-78	96	23	45	68	51	—	—	—	—	—
22, 55	Nick Holden (D)	2016-17–2017-18	135	14	32	46	49	11	2	2	4	4
(Acquired from Colorado on 6/25/16 for a 2017 4th round draft choice (Petr Kvaca). Traded to Boston on 2/20/18 for Rob O’Gara and a 2018 3rd round draft choice (Joey Keane).)												
16	Bobby Holik (C)	2002-03–2003-04	146	41	50	91	148	—	—	—	—	—
(Signed as a free agent on 7/1/02. Club exercised buyout option on 7/29/05.)												
22	Jerry Holland (LW)	1974-75–1975-76	37	8	4	12	6	—	—	—	—	—
12	Peter Holland (C)	2017-18	23	1	3	4	7	—	—	—	—	—
(Acquired from Montreal on 11/30/17 for Adam Cracknell. Traded to Chicago on 2/18/19 for Darren Raddysch.)												
44	Ryan Hollweg (LW)	2005-06–2007-08	200	5	7	12	311	14	0	1	1	23
(Selected in the 8th round, 238th overall, in the 2001 Entry Draft. Traded to Toronto on 7/14/08 for a 2009 5th round draft choice (later traded).)												
17, 15	Greg Holst (C)	1975-76–1977-78	11	0	0	0	0	—	—	—	—	—
6	Miloslav Horava (D)	1988-89–1990-91	80	5	17	22	38	2	0	1	1	0
(Acquired from Edmonton on 10/23/86 with Don Jackson, Mike Golden, and future considerations (Stu Kulak) for Reijo Ruotsalainen, Ville Kentala, Clark Donatelli, and Jim Wiemer. Traded to Quebec on 5/25/91 for Stephane Guerard.)												
3	Tim Horton (D)	1969-70–1970-71	93	3	23	26	73	19	2	5	7	42
11, 6, 15	Bronco Horvath (C)	1955-56–1956-57; 1962-63	114	20	34	54	76	5	1	2	3	4
23	Ed Hospodar (D)	1979-80–1981-82	122	8	23	31	442	19	3	0	3	135
81	Marcel Hossa (LW)	2005-06–2007-08	164	21	21	42	78	14	2	2	4	10
(Acquired from Montreal on 9/30/05 for Garth Murray. Traded to Phoenix on 2/26/08 with Al Montoya for David LeNeveu, Fredrik Sjostrom, Josh Grat ton, and a 2009 5th round draft choice (Roman Horak).)												
21	Brett Howden (C)	2018-19–2020-21	178	16	33	49	53	3	0	0	0	4
(Acquired from Tampa Bay on 2/26/18 with Vladislav Namestnikov, Libor Hajek, a 2018 1st round draft choice (Nils Lundkvist), and a 2019 2nd round draft choice (Karl Henriksson) for Ryan McDonagh and JT. Miller. Traded to Vegas on 7/17/21 for a 2022 4th round draft choice and Nick DeSimone.)												

# ALL-TIME PLAYER REGISTER

NO.	NAME & POSITION	YEARS PLAYED	REGULAR SEASON					PLAYOFFS				
			GP	G	A	PTS	PIM	GP	G	A	PTS	PIM
16, 9, 11	Vic Howe (RW)	1950-51; 1953-54–1954-55	33	3	4	7	10	—	—	—	—	—
3, 4	Harry Howell (D)	1952-53–1968-69	1160	82	263	345	1147	34	3	2	5	30
5, 21	Ron Howell (D/LW)	1954-55–1955-56	3	0	0	0	4	—	—	—	—	—
46	Marek Hrivik (LW)	2015-16–2016-17 (Signed as a free agent on 5/30/12. Left via free agency.)	21	0	3	3	2	—	—	—	—	—
27	Willie Huber (D)	1983-84–1987-88	238	28	58	86	282	28	5	5	10	33
15	Mike Hudson (C)	1993-94	48	4	7	11	47	—	—	—	—	—
	(Selected from Edmonton on 10/3/93 in the NHL Waiver Draft. Selected by Pittsburgh on 1/18/95 in the NHL Waiver Draft.)											
28	John Hughes (D)	1980-81	—	—	—	—	—	3	0	1	1	6
21	Jody Hull (RW)	1990-91–1991-92 (Acquired from Hartford on 7/9/90 for Carey Wilson and a 1991 3rd round draft choice (Michael Nylander). Traded to Ottawa on 7/28/92 for future considerations.)	50	5	8	13	12	—	—	—	—	—
29	Dryden Hunt (LW)	2021-22-2022-23 (Signed as a free agent on 7/28/21)	79	7	11	18	54	3	0	0	0	0
5	Fred Hunt (RW)	1944-45	44	13	9	22	6	—	—	—	—	—
44	Matt Humwick (D)	2014-15 (Signed as a free agent on 7/11/14. Left via free agency.)	55	2	9	11	16	6	0	0	0	0
2, 25	Larry Huras (D)	1976-77	2	0	0	0	0	—	—	—	—	—
32	Mike Hurlbut (D)	1992-93	23	1	8	9	16	—	—	—	—	—
	(Selected on 6/10/88 in the NHL supplemental draft. Traded to Quebec on 9/7/93 for Alexander Karpovtsev.)											
11	Ron Hutchinson (C)	1960-61	9	0	0	0	0	—	—	—	—	—
38	Jarkko Immonen (C)	2005-06–2006-07 (Acquired from Toronto on 3/3/04 with Maxim Kondratiev, a 2004 1st round draft choice (later traded), and a 2005 2nd round draft choice (Michael Sauer) for Brian Leetch and a 2004 4th round draft choice (Roman Kukumberg.) Left via free agency.)	20	3	5	8	4	—	—	—	—	—
10	Earl Ingarfield (C)	1958-59–1966-67	527	122	142	264	187	10	4	2	6	4
4, 2	Ron Ingram (D)	1963-64–1964-65	19	1	3	4	10	—	—	—	—	—
27, 26	Ted Irvine (LW)	1969-70–1974-75	378	86	91	177	438	60	10	18	28	102
2, 6, 3	Ivan Irwin (D)	1953-54–1955-56; 1957-58	151	2	26	28	214	5	0	0	0	8
15	Brad Ister (LW)	2006-07 (Acquired from Carolina on 11/21/06 for Jakub Petruzalek and future considerations. Left via free agency.)	19	1	4	5	14	4	0	0	0	2
29	Don Jackson (D)	1986-87	22	1	0	1	91	—	—	—	—	—
14	Jeff Jackson (LW)	1986-87	9	5	1	6	15	6	1	1	2	16
68	Jaromir Jagr (RW)	2003-04–2007-08 (Acquired from Washington on 1/23/04 for Anson Carter. Left via free agency.)	277	124	195	319	220	23	10	17	27	26
14	Jimmy Jamieson (D)	1943-44	1	0	1	1	0	—	—	—	—	—
27, 47, 15	Mark Janssens (C)	1987-88–1991-92 (Selected in the 4th round, 72nd overall, in the 1986 Entry Draft. Traded to Minnesota on 3/10/92 for Mario Thyer and a 1993 3rd round draft choice (Maxim Galanov.)	157	14	15	29	338	15	5	1	6	16
28, 6	Doug Jarrett (D)	1975-76–1976-77	54	0	4	4	23	—	—	—	—	—
8	Pierre Jarry (LW)	1971-72	34	3	3	6	20	—	—	—	—	—
17, 10	Larry Jeffrey (LW)	1967-68–1968-69	122	3	10	13	27	7	0	0	0	2
39, 15	Chris Jensen (RW)	1985-86–1987-88	52	7	11	18	23	—	—	—	—	—
39	Nicklas Jensen (RW)	2016-17 (Acquired from Vancouver on 1/8/16 with a 2017 6th round draft choice (Dominik Lakatos) for Emerson Etem. Left via free agency.)	7	0	0	0	0	—	—	—	—	—
2	Joe Jerwa (D)	1930-31	33	4	7	11	72	4	0	0	0	8
26	Andreas Johansson (LW)	2001-02 (Claimed from Calgary in the NHL Waiver Draft on 9/29/00. Left via free agency.)	70	14	10	24	46	—	—	—	—	—
5, 16, 19, 6	Don Johns (D)	1960-61; 1962-63–1964-65	148	2	21	23	68	—	—	—	—	—
3, 33	Ivan "Ching" Johnson (D)	1926-27–1936-37	405	38	48	86	826	54	5	2	7	150
27	Jack Johnson (D)	2020-21 (Signed as a free agent on 10/9/20. Left via free agency.)	13	1	0	1	8	—	—	—	—	—
20, 24, 18	Jim Johnson (C)	1964-65–1966-67	8	1	0	1	0	—	—	—	—	—
3	Kim Johnson (D)	1999-00–2000-01 (Selected in the 11th round, 286th overall, in the 1994 Entry Draft. Traded to Philadelphia on 8/20/01 with Jan Hlavac, Pavel Brendl, and a 2003 3rd round draft choice (Stefan Ruzicka) for Eric Lindros and future considerations.)	151	11	36	47	86	—	—	—	—	—
14, 17	Ed Johnstone (RW)	1975-76; 1977-78–1982-83	371	109	125	234	319	53	13	10	23	83
12	Olli Jokinen (C)	2009-10 (Acquired from Calgary on 2/2/10 with Brandon Prust for Ales Kotalik and Chris Higgins. Left via free agency.)	26	4	11	15	22	—	—	—	—	—
6	Bob Jones (LW)	1968-69	2	0	0	0	0	—	—	—	—	—
*6	Zac Jones (D)	2020-21-2022-23 (Selected in the 3rd round, 68th overall, in the 2019 Entry Draft.)	38	1	7	8	6	—	—	—	—	—
86	Josh Jooris (C)	2016-17 (Signed as a free agent on 7/15/16. Claimed off waivers by Arizona on 12/11/16.)	12	1	1	2	6	—	—	—	—	—
12, 15, 16	Bing Juckes (LW)	1947-48; 1949-50	16	2	1	3	6	—	—	—	—	—
18, 19	Bill Juzda (D)	1940-41–1941-42; 1945-46–1947-48	187	11	25	36	178	12	0	1	1	13
15, 11	Bob Kabel (C)	1959-60–1960-61	47	5	13	18	32	—	—	—	—	—
*24	Kaapo Kakko (RW)	2019-20–2022-23 (Selected in the 1st round, 2nd overall, in the 2019 Entry Draft.)	239	44	54	98	42	29	3	4	7	2
17	Alex Kaleta (LW)	1948-49–1950-51	181	32	37	69	84	10	0	3	3	0
45	Dmitri Kalinin (D)	2008-09 (Signed as a free agent on 7/3/08. Traded to Phoenix on 3/4/09 with Nigel Dawes and Petr Prucha for Derek Morris.)	58	1	12	13	26	—	—	—	—	—
13	Valeri Kamensky (LW)	1999-00–2000-01 (Signed as a free agent on 7/6/99. Left via free agency.)	123	27	39	66	60	—	—	—	—	—

# ALL-TIME PLAYER REGISTER

NO.	NAME & POSITION	YEARS PLAYED	REGULAR SEASON					PLAYOFFS				
			GP	G	A	PTS	PIM	GP	G	A	PTS	PIM
43, 47	Steven Kampfer (D)	2016-17–2017-18	32	1	2	3	22	—	—	—	—	—
(Signed as a free agent on 7/1/14. Traded to Florida on 10/6/14 with Andrew Yogan for Joey Crabb. Acquired from Florida on 11/8/16 with a conditional 2018 7th round draft choice(conditions not met) for Dylan McIlrath. Traded to Boston on 9/11/18 with a 2019 4th round draft choice (later traded) and a 2019 7th round draft choice (Jake Schmalz) for Adam McQuaid.)												
88	Patrick Kane (RW)	2022-23	19	5	7	12	6	7	1	5	6	6
26	Sheldon Kannegiesser (D)	1972-73–1973-74	15	1	4	5	10	1	0	0	0	2
33	Dave Karpa (D)	2001-02–2002-03	94	1	12	13	145	—	—	—	—	—
(Signed as a free agent on 7/1/01. Left via free agency.)												
25	Alexander Karpovtsev (D)	1993-94–1998-99	280	22	75	97	211	44	2	8	10	36
(Acquired from Quebec on 9/7/93 for Mike Hurlbut. Traded to Toronto on 10/14/98 with a 1999 4th round draft choice (Mirko Murovic) for Mathieu Schneider.)												
6	Darius Kasparaitis (D)	2002-03–2006-07	215	6	28	34	260	2	0	0	0	0
(Signed as a free agent on 7/2/02. Left via free agency.)												
12	Mike Keane (RW)	1997-98	70	8	10	18	47	—	—	—	—	—
(Signed as a free agent on 7/7/97. Traded to Dallas on 3/24/98 with Brian Skrudland and a 1998 6th round draft choice (Pavel Patera) for Todd Harvey, Bob Errey, and a 1998 4th round draft choice (Boyd Kane).)												
21	Mike Keating (LW)	1977-78	1	0	0	0	0	—	—	—	—	—
11, 10	Butch Keelling (LW)	1928-29–1937-38	452	136	55	191	260	47	12	11	23	34
19	Ralph Keller (D)	1962-63	3	1	0	1	6	—	—	—	—	—
29	Chris Kenady (RW)	1999-00	2	0	0	0	0	—	—	—	—	—
(Acquired from St. Louis on 2/22/99 as future considerations as part of a trade with the Blues for Jeff Finley and Geoff Smith on 2/13/99. Left via free agency.)												
6	Dean Kennedy (D)	1988-89	16	0	1	1	40	—	—	—	—	—
16	Ernest Kenny (D)	1930-31	6	0	0	0	0	—	—	—	—	—
12	Tim Kerr (RW)	1991-92	32	7	11	18	12	8	1	0	1	0
(Acquired from San Jose on 5/30/91 for Brian Mullen and future considerations. Traded to Hartford on 7/9/92 for future considerations.)												
12, 19	Kris King (LW)	1989-90–1992-93	249	27	33	60	731	29	6	2	8	80
(Acquired from Detroit on 9/7/89 for Chris McRae and a 1990 5th round choice (Tony Burns.) Traded to Winnipeg on 12/28/92 with Tie Domi for Ed Olczyk.)												
25	Steven King (RW)	1992-93	24	7	5	12	16	—	—	—	—	—
(Selected on 6/21/91 in the NHL supplemental draft. Selected by Anaheim on 6/24/93 in the NHL Expansion Draft.)												
16	Bobby Kirk (RW)	1937-38	39	4	8	12	14	—	—	—	—	—
6	Bob Kirkpatrick (C)	1942-43	49	12	12	24	6	—	—	—	—	—
16, 11	Kelly Kisio (C)	1986-87–1990-91	336	110	195	305	415	18	2	9	11	19
(Acquired from Detroit on 7/29/86 with Lane Lambert, Jim Leavins, and a 1988 5th round draft choice (later traded) for Glen Hanlon, a 1987 3rd round draft choice (Dennis Holland), a 1988 3rd round draft choice (Guy Dupuis), and future considerations. Selected by Minnesota on 5/30/91 in the NHL Expansion Draft.)												
8	Kevin Klein (D)	2013-14–2016-17	224	22	50	72	75	45	1	9	10	15
(Acquired from Nashville on 1/22/14 for Michael Del Zotto. Retired on 7/7/17.)												
3	Scot Kleinendorst (D)	1982-83–1983-84	53	2	11	13	43	6	0	2	2	2
22	Tomas Kloucek (D)	2000-01–2001-02	95	2	7	9	211	—	—	—	—	—
(Selected in the 5th round, 131st overall, in the 1998 Entry Draft. Traded to Nashville on 12/12/02 with Rem Murray and Marek Zidlicky for Mike Dunham.)												
22	Mike Knuble (RW)	1998-99–1999-00	141	24	25	49	44	—	—	—	—	—
(Acquired from Detroit on 10/1/98 for a 2000 2nd round draft choice (Tomas Kopecky). Traded to Boston on 3/10/00 for Rob DiMaio.)												
26	Joe Kocur (RW)	1990-91–1995-96	278	14	15	29	537	48	2	4	6	84
(Acquired from Detroit on 3/5/91 with Per Djoos for Kevin Miller, Dennis Vial, and Jim Cummins. Traded to Vancouver on 3/20/96 for Kay Whitmore.)												
25	Chad Kolarik (C)	2010-11	4	0	1	1	2	—	—	—	—	—
(Acquired from Columbus on 11/11/10 for Dane Byers. Traded to Pittsburgh on 1/24/13 for Benn Ferriero.)												
24	Maxim Kondratiev (D)	2005-06	29	1	2	3	22	—	—	—	—	—
(Acquired from Toronto on 3/3/04 with Jarkko Immonen, a 2004 1st round draft choice (later traded), and a 2005 2nd round draft choice (Michael Sauer) for Brian Leetch and a 2004 4th round draft choice (Roman Kukumberg). Traded to Anaheim on 1/8/06 for Petr Sykora and a 2007 4th round draft choice (later traded).)												
23	Chris Kontos (C)	1982-83–1984-85	78	12	16	28	65	—	—	—	—	—
6	Mike Korney (RW)	1978-79	18	0	1	1	18	—	—	—	—	—
22, 29	Lauri Korpikoski (LW)	2007-08–2008-09	68	6	8	14	14	8	1	2	3	0
(Selected in the 1st round, 19th overall, in the 2004 Entry Draft. Traded to Phoenix on 7/13/09 for Enver Lisin.)												
4	Michael Kostka (D)	2014-15	7	0	1	1	0	—	—	—	—	—
(Signed as a free agent on 7/1/14. Left via free agency.)												
12	Ales Kotalkil (RW)	2009-10	45	8	14	22	38	—	—	—	—	—
(Signed as a free agent on 7/9/09. Traded to Calgary on 2/2/10 with Chris Higgins for Olli Jokinen and Brandon Brust.)												
16	Dick Kotanen (D)	1950-51	1	0	0	0	0	—	—	—	—	—
24	Chris Kotsopoulos (D)	1980-81	54	4	12	16	153	14	0	3	3	63
27	Alexei Kovalev (RW)	1992-93–1998-99;	492	142	188	330	533	44	16	23	39	42
		2002-03–2003-04										
(Selected in the 1st round, 15th overall, in the 1991 Entry Draft. Traded to Pittsburgh on 11/25/98 with Harry York for Petr Nedved, Sean Pronger, and Chris Tamer. Acquired from Pittsburgh on 2/10/03 with Dan LaCouture, Janne Laukkanen, and Mike Wilson for Joel Bouchard, Richard Lintner, Mikael Samuelsson, and Rico Fata. Traded to Montreal on 3/2/04 for Jozef Balef and a 2004 2nd round draft choice (Bruce Graham).)												
6	Steve Kraftcheck (D)	1951-52–1952-53	127	10	18	28	75	—	—	—	—	—
74	Vitali Kravtsov (RW)	2020-21-2022-23	48	5	5	10	10	—	—	—	—	—
(Selected in the 1st round, 9th overall, in the 2018 Entry Draft. Did not play for Rangers in 2021-22)												
*20	Chris Kreider (LW)	2011-12–2022-23	733	265	212	477	525	107	40	24	64	78
(Selected in the 1st round, 19th overall, in the 2009 Entry Draft.)												
20	Jason Krog (C)	2006-07	9	2	0	2	4	—	—	—	—	—
(Claimed off waivers from Atlanta on 1/12/07. Claimed off waivers by Atlanta on 2/27/07.)												
20, 19	Joe Krol (LW)	1936-37; 1938-39	2	1	1	2	0	—	—	—	—	—
25, 22	Jim Krulicki (LW)	1970-71	27	0	2	2	6	—	—	—	—	—
10, 15	Aggie Kukulowicz (C)	1952-53–1953-54	4	1	0	1	0	—	—	—	—	—
18	Stu Kulak (RW)	1986-87	3	0	0	0	0	3	0	0	0	2

# ALL-TIME PLAYER REGISTER

NO.	NAME & POSITION	YEARS PLAYED	REGULAR SEASON					PLAYOFFS				
			GP	G	A	PTS	PIM	GP	G	A	PTS	PIM
14, 19	Eddie Kullman (RW)	1947-48–1948-49; 1950-51–1953-54	343	56	70	126	300	6	1	0	1	2
19, 17	Alan Kuntz (LW)	1941-42; 1945-46	45	10	12	22	12	6	1	0	1	2
17	Jari Kurri (RW)	1995-96	14	1	4	5	2	11	3	5	8	2
(Acquired from Los Angeles on 3/14/96 with Marty McSorley and Shane Churla for Ray Ferraro, Mattias Norstrom, Ian Laperriere, Nathan LaFayette, and a 1997 4th round draft choice (Sean Blanchard). Left via free agency.)												
11, 25	Orland Kurtenbach (C)	1960-61; 1966-67–1969-70	199	30	61	91	191	15	2	4	6	50
8	Larry Kwong (RW)	1947-48	1	0	0	0	0	—	—	—	—	—
19, 17	Bill Kyle (C)	1949-50–1950-51	3	0	3	3	0	—	—	—	—	—
15, 6	Gus Kyle (D)	1949-50–1950-51	134	5	8	13	235	12	1	2	3	30
19	Nick Kypreos (LW)	1993-94–1995-96	128	7	12	19	272	13	0	2	2	8
(Acquired from Hartford on 11/2/93 with Steve Larmer, Barry Richter, and a 1994 6th round draft choice (Yuri Litvinov) for James Patrick and Darren Turcotte. Traded to Toronto on 2/29/96 with Wayne Presley for Bill Berg and Sergio Momesso.)												
15, 10	Mike Labadie (RW)	1952-53	3	0	0	0	0	—	—	—	—	—
19, 6	Gordon Labossiere (C)	1963-64–1964-65	16	0	0	0	8	—	—	—	—	—
17, 5	Max Labovitch (RW)	1943-44	5	0	0	0	4	—	—	—	—	—
6, 20	Guy Labrie (D)	1944-45	27	2	2	4	14	—	—	—	—	—
39	Dan LaCouture (LW)	2002-03–2003-04	83	6	6	12	82	—	—	—	—	—
(Acquired from Pittsburgh on 2/10/03 with Alexei Kovalev, Janne Laukkanen, and Mike Wilson for Joel Bouchard, Richard Lintner, Mikael Samuelsson, and Rico Fata. Left via free agency.)												
32, 37	Daniel Lacroix (C)	1993-94; 1994-95–1995-96	30	2	2	4	30	—	—	—	—	—
(Selected in the 2nd round, 31st overall, in the 1987 Entry Draft. Traded to Boston on 8/19/94 for Glen Featherstone. Claimed off waivers from Boston on 3/23/95. Left via free agency.)												
28	Eric Lacroix (LW)	1998-99–2000-01	146	8	12	20	67	—	—	—	—	—
(Acquired from Los Angeles on 2/12/99 for Sean Pronger. Traded to Ottawa on 3/1/01 for Colin Forbes.)												
22	Nathan LaFayette (C)	1994-95–1995-96	17	0	0	0	2	8	0	0	0	2
(Acquired from Vancouver on 4/7/95 for Corey Hirsch. Traded to Los Angeles on 3/14/96 with Mattias Norstrom, Ian Laperriere, Ray Ferraro, and a 1997 4th round draft choice (Sean Blanchard) for Marty McSorley, Shane Churla, and Jari Kurri.)												
10	Guy Lafleur (RW)	1988-89	67	18	27	45	12	4	1	0	1	0
16	Pat LaFontaine (C)	1997-98	67	23	39	62	36	—	—	—	—	—
(Acquired from Buffalo on 9/29/97 for a 1998 2nd round draft choice (Andrew Peters) and future considerations. Retired following the 1997-98 season.)												
*13	Alexis Lafrenière (LW)	2020-21-2022-23	216	47	44	91	78	27	2	7	9	11
(Selected in the 1st round, 1st overall, in the 2020 Entry Draft.)												
15	Jason Lafreniere (C)	1988-89	38	8	16	24	6	3	0	0	0	17
2	Tom Laidlaw (D)	1980-81–1986-87	510	20	99	119	561	48	2	12	14	66
14	Lane Lambert (RW)	1986-87	18	2	2	4	33	—	—	—	—	—
3, 16,	Jean-Paul Lamirande (D/LW)	1946-47–1947-48;										
19, 22		1949-50	48	5	5	10	26	8	0	0	0	4
38, 33, 26	Bryce Lampman (D)	2003-04–2006-07	10	0	0	0	2	—	—	—	—	—
(Selected in the 4th round, 113th overall, in the 2001 Entry Draft. Rights traded to Tampa Bay on 7/4/07 for rights to Mitch Fritz.)												
14, 21, 16,	Jack Lancien (D)	1946-47–1947-48;										
19, 3		1949-50–1950-51	63	1	5	6	35	7	0	1	1	2
12	Myles Lane (D)	1928-29	24	1	0	1	32	—	—	—	—	—
15, 19	Darren Langdon (LW)	1994-95–1999-00	277	14	15	29	735	12	0	0	0	2
(Signed as a free agent on 8/16/93. Traded to Carolina on 8/4/00 with Rob DiMaio for Sandy McCarthy and a 2001 4th round draft choice (Bryce Lampman).)												
4	Albert Langlois (D)	1961-62–1963-64	173	13	34	47	184	6	0	1	1	2
22	Ian Laperriere (C)	1995-96	28	1	2	3	53	—	—	—	—	—
(Acquired from St. Louis on 12/28/95 for Stephane Matteau. Traded to Los Angeles on 3/14/96 with Mattias Norstrom, Ray Ferraro, Nathan LaFayette, and a 1997 4th round draft choice (Sean Blanchard) for Marty McSorley, Shane Churla, and Jari Kurri.)												
10	Edgar Laprade (C)	1945-46–1954-55	500	108	172	280	42	18	4	9	13	4
28	Steve Larmer (RW)	1993-94–1994-95	115	35	54	89	57	33	11	9	20	20
(Acquired from Hartford on 11/2/93 with Nick Kypreos, Barry Richter, and a 1994 6th round draft choice (Yuri Litvinov) for Darren Turcotte and James Patrick. Retired following the 1994-95 season.)												
20, 37	Claude Larose (LW)	1979-80; 1981-82	25	4	7	11	2	2	0	0	0	0
18	Cory Laroche (C)	2003-04	7	0	1	1	4	—	—	—	—	—
(Acquired from Minnesota on 2/20/03 for Jay Henderson. Left via free agency.)												
10, 24	Pierre Larouche (C)	1983-84–1987-88	253	123	120	243	59	27	14	12	26	6
39	Steve Larouche (C)	1995-96	1	0	0	0	0	—	—	—	—	—
(Acquired from Ottawa on 10/5/95 for Jean-Yves Roy. Traded to Los Angeles on 1/14/96 for Chris Snell.)												
19	Norm Larson (RW)	1946-47	1	0	0	0	0	—	—	—	—	—
44	Jim Latos (RW)	1988-89	1	0	0	0	0	—	—	—	—	—
18	Phil Latreille (RW)	1960-61	4	0	0	0	2	—	—	—	—	—
39	Peter Laviolette (D)	1988-89	12	0	0	0	6	—	—	—	—	—
17	Brian Lawton (C)	1988-89	30	7	10	17	39	—	—	—	—	—
16, 2	Hal Laycoe (D)	1945-46–1946-47	75	1	14	15	31	—	—	—	—	—
24	Jim Leavins (D)	1986-87	4	0	1	1	4	—	—	—	—	—
18	Al LeBrun (D)	1960-61; 1965-66	6	0	2	2	4	—	—	—	—	—
18	Albert LeDuc (D)	1933-34	7	0	0	0	6	—	—	—	—	—
30	Grant Ledyard (D)	1984-85–1985-86	69	10	21	31	73	3	0	2	2	4
2	Brian Leetch (D)	1987-88–2003-04	1129	240	741	981	525	82	28	61	89	30
(Selected in the 1st round, 9th overall, in the 1986 Entry Draft. Traded to Toronto on 3/3/04 with a 2004 4th round draft choice (Roman Kukumberg) for Maxim Kondratiev, Jarkko Immonen, a 2004 1st round draft choice (later traded), and a 2005 2nd round draft choice (Michael Sauer).)												
24	Sylvain Lefebvre (D)	1999-00–2002-03	229	4	30	34	131	—	—	—	—	—
(Signed as a free agent on 7/19/99. Left via free agency.)												
6, 5	Roger Leger (D)	1943-44	7	1	2	3	2	—	—	—	—	—
4	Randy Legge (D)	1972-73	12	0	2	2	2	—	—	—	—	—

# ALL-TIME PLAYER REGISTER

No.	Name & Position	Years Played	Regular Season					Playoffs														
			GP	G	A	PTS	PIM	GP	G	A	PTS	PIM										
28	Mikko Leinonen (C)	1981-82–1983-84	159	31	77	108	69	19	2	11	13	28										
48	Brendan Lemieux (LW)	2018-19–2020-21	109	11	20	31	214	1	0	0	0	0										
(Acquired from Winnipeg on 2/25/19 with a 2019 1st round draft choice (later traded - re-acquired by Winnipeg) and a 2022 conditional 4th round draft choice (conditions not met) for Kevin Hayes. Traded to Los Angeles on 3/27/21 for a 2021 4th round draft choice (Brody Lamb).)																						
9, 14	Real Lemieux (LW)	1969-70; 1973-74	63	4	6	10	51	—	—	—	—	—										
*15	Jake Leschyshyn (C)	2022-23	13	0	0	0	0	—	—	—	—	—										
18, 21	Tony Leswick (LW)	1945-46–1950-51	368	113	89	202	422	18	5	6	11	30										
95	Vinni Lettieri (C)	2017-18–2018-19	46	2	6	8	14	—	—	—	—	—										
(Signed as a free agent on 3/27/17. Left via free agency.)																						
14	Joe Levandoski (RW)	1946-47	8	1	1	2	0	—	—	—	—	—										
11	Alex Levinsky (D)	1934-35	20	0	4	4	6	—	—	—	—	—										
22	Danny Lewicki (LW)	1954-55–1957-58	280	76	90	166	107	16	0	4	4	8										
27, 22	Dale Lewis (LW)	1975-76	8	0	0	0	0	—	—	—	—	—										
26	Igor Liba (LW)	1988-89	10	2	5	7	15	—	—	—	—	—										
6	Doug Lidster (D)	1993-94;	177	8	19	27	131	31	4	5	9	24										
		1995-96–1997-98																				
(Acquired from Vancouver on 6/25/93 as future considerations as part of trade sending John Vanbiesbrouck to the Canucks on 6/20/93. Traded to St. Louis on 7/24/94 with Esa Tikkanen for Petr Nedved. Acquired from St. Louis on 7/31/95 for Jay Wells. Left via free agency.)																						
55	David Liffiton (D)	2005-06–2006-07	3	0	0	0	9	—	—	—	—	—										
(Acquired from Colorado on 3/8/04 with Chris McAllister and a 2004 2nd round draft choice (later traded) for Matthew Barnaby and a 2004 3rd round draft choice (Denis Parshin). Left via free agency.)																						
48, 24	Oscar Lindberg (C)	2014-15–2016-17	134	21	27	48	75	14	3	1	4	4										
(Acquired from Phoenix on 5/8/11 for Ethan Werek. Selected by Vegas on 6/21/17 in the NHL Expansion Draft.)																						
21	Johan Lindbom (RW)	1997-98	38	1	3	4	28	—	—	—	—	—										
(Selected in the 5th round, 134th overall, in the 1997 Entry Draft. Left via free agency.)																						
*55	Ryan Lindgren (D)	2018-19–2022-23	257	7	56	63	183	27	3	5	8	16										
(Acquired from Boston on 2/25/18 with Ryan Spooner, Matt Beleskey, a 2018 1st round draft choice (later traded), and a 2019 7th round draft choice (later traded) for Rick Nash.)																						
(later 88	Eric Lindros (C)	2001-02–2003-04	192	66	92	158	339	—	—	—	—	—										
(Acquired from Philadelphia on 8/20/01 with future considerations for Kim Johnsson, Jan Hlavac, Pavel Brendl, and a 2003 3rd round draft choice (Stefan Ruzicka). Left via free agency.)																						
21	Richard Lintner (D)	2002-03	10	1	0	1	0	—	—	—	—	—										
(Acquired from Nashville on 3/19/02 for Peter Smrek. Traded to Pittsburgh on 2/10/03 with Joel Bouchard, Rico Fata, and Mikael Samuelsson for Alexei Kovalev, Dan LaCouture, Janne Laukkanen, and Mike Wilson.)																						
81	Enver Lisin (RW)	2009-10	57	6	8	14	18	—	—	—	—	—										
(Acquired from Phoenix on 7/13/09 for Lauri Koprikoski. Left via free agency.)																						
28	Bill Lohead (LW)	1979-80	7	0	0	0	4	—	—	—	—	—										
84	Corey Locke (C)	2009-10	3	0	0	0	0	—	—	—	—	—										
(Signed as a free agent on 7/3/09. Left via free agency.)																						
14	Troy Loney (LW)	1994-95	4	0	0	0	0	1	0	0	0	0										
(Claimed off waivers from the Islanders on 4/7/95. Retired following 1994-95 season.)																						
25	Jim Lorentz (C)	1971-72	5	0	0	0	0	—	—	—	—	—										
4	Kevin Lowe (D)	1992-93–1995-96	217	10	38	48	262	42	1	5	6	36										
(Acquired from Edmonton 12/11/92 for Roman Oksluta and a 1993 3rd round draft choice (Alexander Kerch). Left via free agency.)																						
19	Norm "Odie" Lowe (C)	1949-50	3	1	1	2	0	—	—	—	—	—										
14	Don Luce (C)	1969-70–1970-71	21	1	3	4	8	5	0	1	1	4										
9, 8	Pentti Lund (RW)	1948-49–1950-51	182	36	41	77	40	12	6	5	11	0										
27	Nils Lundqvist (D)	2021-22	25	1	3	4	0	—	—	—	—	—										
(Selected in the 1st round, 28th overall in the 2018 Entry Draft)																						
26, 21, 17	Jamie Lundmark (C)	2002-03–2005-06	114	11	19	30	55	—	—	—	—	—										
(Selected in the 1st round, 9th overall, in the 1999 Entry Draft. Traded to Phoenix on 10/18/05 for Jeff Taffe.)																						
29, 19, 28	Roman Lyashenko (C)	2001-02–2002-03	17	2	0	2	0	—	—	—	—	—										
(Acquired from Dallas on 3/12/02 with Martin Rucinsky for Manny Malhotra and Barrett Heisten.)																						
15	Vic Lynn (LW/D)	1942-43	1	0	0	0	0	—	—	—	—	—										
43	Jason MacDonald (RW)	2003-04	4	0	0	0	19	—	—	—	—	—										
(Signed as a free agent on 12/11/03. Left via free agency.)																						
14, 8, 2	Kilby MacDonald (LW)	1939-40–1940-41;	152	36	34	70	47	15	1	2	3	4										
14, 10, 16	Parker MacDonald (LW)	1943-44–1944-45;																				
(1956-57–1957-58;																						
1959-60																						
14, 17, 19	Hub Macey (LW)	1941-42–1942-43	18	6	8	14	0	1	0	0	0	0										
14, 12	Bruce MacGregor (RW)	1970-71–1973-74	220	62	73	135	44	51	10	14	24	10										
(Acquired from Detroit on 2/1/71 with Larry Brown for Arnie Brown, Mike Robitaille, and Tom Miller. Joined Edmonton (WHA) following the 1973-74 season.)																						
37	Norm Maciver (D)	1986-87–1988-89	67	9	26	35	28	—	—	—	—	—										
(Signed as a free agent on 9/8/86. Traded to Hartford on 12/26/88 with Brian Lawton and Don Maloney for Carey Wilson and a 1990 5th round draft choice (Lubos Robl).)																						
11	Bill MacKenzie (D)	1934-35	20	1	0	1	10	3	0	0	0	0										
11	Reg Mackey (D)	1926-27	41	0	0	0	16	1	0	0	0	0										
14	Ian Mackintosh (F)	1952-53	4	0	0	0	4	—	—	—	—	—										
15	John MacLean (RW)	1998-99–2000-01	161	46	51	97	98	—	—	—	—	—										
(Signed as a free agent on 7/9/98. Traded to Dallas on 2/5/01 for future considerations.)																						
26	Brian MacLellan (LW)	1985-86	51	11	21	32	47	16	2	4	6	15										
(Acquired from Los Angeles on 12/9/85 with a 1987 4th round draft choice (Mike Sullivan) for Roland Melanson and Grant Ledyard. Traded to Minnesota on 9/8/86 for a 1987 3rd round draft choice (Simon Gagne).)																						
12	Bob MacMillan (RW)	1974-75	22	1	2	3	4	—	—	—	—	—										
6	Al MacNeil (D)	1966-67	58	0	4	4	44	4	0	0	0	2										
14	Craig MacTavish (C)	1993-94	12	4	2	6	11	23	1	4	5	22										
(Acquired from Edmonton on 3/21/94 for Todd Marchant. Left via free agency.)																						

# ALL-TIME PLAYER REGISTER

NO.	NAME & POSITION	YEARS PLAYED	REGULAR SEASON					PLAYOFFS				
			GP	G	A	PTS	PIM	GP	G	A	PTS	PIM
2	John Mahaffy (C)	1943-44	28	9	20	29	0	—	—	—	—	—
23	Vladimir Malakhov (D)	2000-01—2003-04	211	12	53	65	192	—	—	—	—	—
6	(Signed as a free agent on 7/10/00. Traded to Philadelphia on 3/8/04 for Rick Kozak and a 2005 2nd round draft choice (later traded).)											
	Manny Malhotra (C)	1998-99—2001-02	206	19	22	41	90	—	—	—	—	—
(Selected in the 1st round, 7th overall, in the 1998 Entry Draft. Traded to Dallas on 3/12/02 with Barrett Heisten for Martin Rucinsky and Roman Lyashenko.)												
8	Marek Malik (D)	2005-06—2007-08	185	6	43	49	196	14	1	4	5	16
(Signed as a free agent on 8/2/05. Left via free agency.)												
26, 16	Troy Mallette (LW)	1989-90—1990-91	150	25	26	51	557	15	2	2	4	99
(Selected in the 2nd round, 22nd overall, in the 1988 Entry Draft. Awarded to Edmonton on 9/9/91 as compensation for signing Adam Graves.)												
24	Ryan Malone (LW)	2014-15	6	0	0	0	4	—	—	—	—	—
(Signed as a free agent on 9/11/14. Contract was terminated.)												
26	Dave Maloney (D)	1974-75—1984-85	605	70	225	295	1113	48	7	17	24	91
(Selected in the 1st round, 14th overall, in the 1974 Amateur Draft. Traded to Buffalo on 12/6/84 with Chris Renaud for Steve Patrick and Jim Wiemer.)												
12	Don Maloney (LW)	1978-79—1988-89	653	195	307	502	739	85	22	35	57	91
(Selected in the 2nd round, 26th overall, in the 1978 Amateur Draft. Traded to Hartford on 12/26/88 with Brian Lawton and Norm MacIver for Carey Wilson and a 1990 5th round draft pick (Lubos Rob).)												
5	Gus Mancuso (RW)	1942-43	21	6	8	14	13	—	—	—	—	—
26	Mike Maneluk (RW)	1998-99	4	0	0	0	4	—	—	—	—	—
(Claimed off waivers from Chicago on 3/4/99. Left via free agency.)												
16, 10	Jack Mann (C)	1943-44—1944-45	9	3	4	7	0	—	—	—	—	—
19	Ray Manson (LW)	1948-49	1	0	1	1	0	—	—	—	—	—
27	Paul Mara (D)	2006-07—2008-09	156	8	35	43	164	27	3	4	7	46
(Acquired from Boston on 2/27/07 for Aaron Ward. Left via free agency.)												
16	Bud Maracle (LW)	1930-31	11	1	3	4	4	4	0	0	0	0
39	Todd Marchant (C)	1993-94	1	0	0	0	0	—	—	—	—	—
(Selected in the 7th round, 164th overall, in the 1993 Entry Draft. Traded to Edmonton on 3/21/94 for Craig MacFavish.)												
42	Dave Marcinyshyn (D)	1992-93	2	0	0	0	2	—	—	—	—	—
(Signed as a free agent on 8/5/92. Left via free agency.)												
29	Ray Markham (C)	1979-80	14	1	1	2	21	7	1	0	1	24
25	Mario Marois (D)	1977-78—1980-81	166	15	52	67	356	28	0	8	8	42
(Selected in the 4th round, 62nd overall, in the 1977 Amateur Draft. Traded to Vancouver on 1/11/80 with Jim Mayer for Jere Gillis and Jeff Bandura.)												
6	Gilles Marotte (D)	1973-74—1975-76	180	10	66	76	131	15	0	2	2	10
4	Bert Marshall (D)	1972-73	8	0	0	0	14	6	0	1	1	8
22	Don Marshall (LW)	1963-64—1969-70	479	129	141	270	40	15	3	2	5	2
17	Clare Martin (D)	1951-52	15	0	1	1	8	—	—	—	—	—
40	Brandon Mashinter (LW)	2012-13—2013-14	10	0	0	0	10	—	—	—	—	—
(Acquired from San Jose on 1/16/13 for Tommy Grant and a 2014 6th round draft choice (later traded). Traded to Chicago on 12/6/13 for Kyle Beach.)												
16	Charlie Mason (RW)	1934-35—1935-36	74	6	14	20	22	4	0	1	1	0
32	Stephane Matteau (LW)	1993-94—1995-96	85	11	10	21	49	32	6	4	10	30
(Acquired from Chicago on 3/21/94 with Brian Noonan for Tony Amonte and Matt Oates. Traded to St. Louis on 12/28/95 for Ian Lapierre.)												
26	Brad Maxwell (D)	1986-87	9	0	4	4	6	—	—	—	—	—
34	Jim Mayer (RW)	1979-80	4	0	0	0	0	—	—	—	—	—
12	Sam McAdam (LW)	1930-31	5	0	0	0	0	—	—	—	—	—
24	Chris McAllister (D)	2003-04	12	0	1	1	12	—	—	—	—	—
(Acquired from Colorado on 3/8/04 with David Liffiton and a 2004 2nd round draft choice (later traded) for Matthew Barnaby and a 2004 3rd round draft choice (Denis Parshin). Left via free agency.)												
28	Bryan McCabe (D)	2010-11	19	2	4	6	6	5	0	2	2	14
(Acquired from Florida on 2/26/11 for Tim Kennedy and a 2011 3rd round draft choice (Logan Shaw). Retired following the 2010-11 season.)												
16	Dunc McCallum (D)	1965-66	2	0	0	0	2	—	—	—	—	—
28	Dan McCarthy (C)	1980-81	5	4	0	4	4	—	—	—	—	—
10	Sandy McCarthy (RW)	2000-01—2002-03; 2003-04	258	28	32	60	425	—	—	—	—	—
(Acquired from Carolina on 8/4/00 with a 2001 4th round draft choice (Bryce Lampman) for Rob DiMaio and Darren Langdon. Left via free agency. Claimed off waivers from Boston 3/9/04. Retired following the 2003-04 season.)												
39, 9	Rob McClanahan (LW)	1981-82—1983-84	141	33	43	76	77	19	4	10	14	14
39	Shawn McCosh (C)	1994-95	5	1	0	1	2	—	—	—	—	—
(Signed as a free agent on 8/17/93. Left via free agency.)												
20, 14, 21	Bill McCreary Sr. (LW)	1953-54—1954-55	10	0	2	2	2	—	—	—	—	—
19	Bill McDonagh (LW)	1949-50	4	0	0	0	2	—	—	—	—	—
27	Ryan McDonagh (D)	2010-11—2017-18	516	51	187	238	221	96	10	31	41	49
(Acquired from Montreal on 6/30/09 with Chris Higgins, Pavel Valentenko, and Doug Janik for Scott Gomez, Tom Pyatt, and Mike Busto. Traded to Tampa Bay on 2/26/18 with JT Miller for Vladislav Namestnikov, Brett Howden, Libor Hajek, a 2018 1st round draft choice (Nils Lundkvist), and a 2019 2nd round draft choice (Karl Henriksson).)												
6	Bucko McDonald (D)	1943-44—1944-45	79	7	15	22	14	—	—	—	—	—
11	Jack McDonald (RW)	1943-44	43	10	9	19	6	—	—	—	—	—
14	Robert McDonald (RW)	1943-44	1	0	0	0	0	—	—	—	—	—
9, 22	Mike McDougal (RW)	1978-79; 1980-81	3	0	0	0	0	—	—	—	—	—
27, 6	Mike McEwen (D)	1976-77—1979-80; 1985-86	242	42	92	134	141	18	2	11	13	8
(Selected in the 3rd round, 42nd overall, in the 1976 Amateur Draft. Traded to Colorado on 10/2/79 with Lucien DeBlois, Pat Hickey, Dean Turner, and future considerations (Bobby Crawford on 1/15/80) for Barry Beck. Acquired from Detroit on 12/23/85 for Steve Richmond. Traded to Hartford on 3/11/86 for Bob Crawford.)												
18	Sandy McGregor (RW)	1963-64	2	0	0	0	0	—	—	—	—	—
42, 6	Dylan McIlraith (D)	2013-14—2016-17	38	2	2	4	84	1	0	0	0	0
(Selected in the 1st round, 10th overall, in the 2010 Entry Draft. Traded to Florida on 11/8/16 for Steven Kampfer and a conditional 2018 7th round draft choice (conditions not met).)												
14	John McIntyre (C)	1992-93	11	1	0	1	4	—	—	—	—	—
(Acquired from Los Angeles on 3/22/93 for Mark Hardy and a 1993 5th round draft choice (Frederick Beaubien). Selected by Vancouver on 10/3/93 in the NHL Waiver Draft.)												

# ALL-TIME PLAYER REGISTER

NO.	NAME & POSITION	YEARS PLAYED	REGULAR SEASON					PLAYOFFS				
			GP	G	A	PTS	PIM	GP	G	A	PTS	PIM
14	Greg McKegg (C)	2019-20-2021-22	96	7	7	14	23	3	0	0	0	2
	(Signed as a free agent on 7/1/19. Left via free agency. Signed as a free agent on 7/28/21.)											
25	Tony McKegney (RW)	1986-87	64	29	17	46	56	6	0	0	0	12
21	Steve McKenna (LW)	2001-02	54	2	1	3	144	—	—	—	—	—
	(Signed as a free agent on 8/28/01. Left via free agency.)											
17	Don McKenney (C)	1962-63–1963-64	76	17	33	50	10	—	—	—	—	—
14	John McKenzie (RW)	1965-66	35	6	5	11	36	—	—	—	—	—
8	Cody McLeod (LW)	2017-18–2018-19	56	1	2	3	99	—	—	—	—	—
	(Claimed off waivers from Nashville on 1/25/18. Traded to Nashville on 2/6/19 for a 2020 7th round draft choice (Hugo Ollas).)											
19, 14, 12, 18	Jackie McLeod (RW)	1949-50–1952-53; 1954-55	106	14	23	37	10	7	0	0	0	0
2, 6, 4	Mike McMahon Jr. (D)	1963-64–1965-66; 1971-72	61	0	13	13	48	—	—	—	—	—
37, 21	George McPhee (LW)	1982-83–1986-87	109	21	24	45	247	29	5	3	8	73
54	Adam McQuaid (D)	2018-19	36	2	3	5	33	—	—	—	—	—
	(Acquired from Boston on 9/11/18 for Steven Kampfer, a 2019 4th round draft choice (later traded), and a 2019 7th round draft choice (Jake Schmalztz). Traded to Columbus on 2/25/19 for Julius Bergman, a 2019 4th round draft choice (Hunter Skinner), and a 2019 7th round draft choice (Eric Ciccolini).)											
16	Brian McReynolds (C)	1990-91	1	0	0	0	0	—	—	—	—	—
	(Selected in the 6th round, 112th overall, in the 1985 Entry Draft. Left via free agency. Acquired from Winnipeg on 7/10/90 for Simon Wheeldon. Left via free agency.)											
36, 55	Marty McSorley (D)	1995-96	9	0	2	2	21	4	0	0	0	0
	(Acquired from Los Angeles on 3/14/96 with Jari Kurri and Shane Churla for Ray Ferraro, Mattias Norstrom, Ian Laperriere, Nathan LaFayette, and a 1997 4th round draft choice (Sean Blanchard). Traded to San Jose on 8/20/96 for Jay More, Brian Swanson, and a 1997 4th round draft choice (later traded).)											
23	Jayson Megna (C)	2015-16	6	1	1	2	2	—	—	—	—	—
	(Signed as a free agent on 7/1/15. Left via free agency.)											
12, 6	Dick Meissner (RW)	1963-64–1964-65	36	3	5	8	0	—	—	—	—	—
30	Larry Melynk (D)	1985-86–1987-88	133	4	21	25	281	22	1	2	3	50
8	Jan Mertzig (D)	1998-99	23	0	2	2	8	—	—	—	—	—
	(Selected in the 9th round, 235th overall, in the 1998 Entry Draft. Left via free agency.)											
28, 8, 29	Joby Messier (D)	1992-93–1994-95	25	0	4	4	24	—	—	—	—	—
	(Selected in the 6th round, 118th overall, in the 1989 Entry Draft. Left via free agency.)											
11	Mark Messier (C)	1991-92–1996-97; 2000-01–2003-04	698	250	441	691	667	70	29	51	80	69
	(Acquired from Edmonton on 10/4/91 with future considerations (David Shaw for Jeff Beukeboom on 11/12/91) for Bernie Nicholls, Steven Rice, and Louie DeBrusk. Left via free agency. Signed as a free agent on 7/13/00. Retired on 9/12/05.)											
24, 9, 18, 21, 16	Larry Mickey (RW)	1965-66–1967-68	19	0	2	2	2	—	—	—	—	—
11	Nick Mickoski (LW)	1947-48–1954-55	364	89	93	182	127	14	1	6	7	2
9	Rick Middleton (RW)	1974-75–1975-76	124	46	44	90	33	3	0	0	0	2
	(Selected in the 1st round, 14th overall, in the 1973 Amateur Draft. Traded to Boston on 5/26/76 for Ken Hodge.)											
12, 18	Jim Mikol (D/LW)	1964-65	30	1	3	4	6	—	—	—	—	—
77	Niko Mikkola (D)	2022-23	31	1	2	3	23	7	0	2	2	12
4	Hib Milks (LW)	1931-32	48	0	4	4	14	7	0	0	0	0
23, 32	Corey Millen (C)	1989-90–1991-92	19	4	5	9	12	6	1	2	3	0
	(Selected in the 3rd round, 57th overall, in the 1982 Entry Draft. Traded to Los Angeles on 12/23/91 for Randy Gilhen.)											
47, 10	JT Miller (C)	2012-13–2017-18	341	72	100	172	144	40	1	15	16	29
	(Selected in the 1st round, 15th overall, in the 2011 Entry Draft. Traded to Tampa Bay on 2/26/18 with Ryan McDonagh for Vladislav Namestnikov, Brett Howden,Libor Hajek, a 2018 1st round draft choice (Nils Lundkvist), and a 2019 2nd round draft choice (Karl Henriksson).)											
*79	K'Andre Miller (D)	2020-21–2022-23	214	21	54	75	81	27	2	6	8	14
	(Selected in the 1st round, 22nd overall, in the 2018 Entry Draft.)											
40, 10	Kelly Miller (RW)	1984-85–1986-87	117	19	36	55	76	19	3	4	7	6
	(Selected in the 9th round, 183rd overall, in the 1982 Entry Draft. Traded to Washington on 1/1/87 with Mike Ridley and Bob Crawford for Bobby Carpenter and a 1989 2nd round draft choice (Jason Prosofsky).)											
26, 32, 23	Kevin Miller (RW)	1988-89–1990-91	103	20	37	57	67	1	0	0	0	0
	(Selected in the 10th round, 202nd overall, in the 1984 Entry Draft. Traded to Detroit on 3/5/91 with Dennis Vial and Jim Cummins for Joe Kocur and Per Djoos.)											
24	Warren Miller (RW)	1979-80	55	7	6	13	17	6	1	0	1	0
29	Boris Mironov (D)	2002-03–2003-04	111	6	22	28	120	—	—	—	—	—
	(Acquired from Chicago on 1/8/03 for a 2004 fourth round draft choice (later traded). Left via free agency.)											
34	John Mitchell (C)	2011-12	63	5	11	16	8	18	0	1	1	2
	(Acquired from Toronto on 2/28/11 for a 2012 7th round draft choice (Viktor Looov). Left via free agency.)											
10, 21	Bill Moe (D)	1944-45–1948-49	261	11	42	53	163	1	0	0	0	0
5	Lloyd Mohns (D)	1943-44	1	0	0	0	0	—	—	—	—	—
24	Randy Moller (D)	1989-90–1991-92	164	7	38	45	378	16	1	8	9	43
	(Acquired from Quebec on 10/5/89 for Michel Petit. Traded to Buffalo on 3/9/92 for Jay Wells.)											
18, 16	Larry Molyneaux (D)	1937-38–1938-39	45	0	1	1	20	10	0	0	0	8
32	Sergio Momesso (LW)	1995-96–1996-97	28	4	4	8	41	11	3	1	4	14
	(Acquired from Toronto with Bill Berg on 2/29/96 for Wayne Presley and Nick Kypros. Traded to St. Louis on 11/13/96 for Brian Noonan.)											
15	Hartland Monahan (RW)	1974-75	6	0	1	1	4	—	—	—	—	—
28, 18	Dominic Moore (C)	2003-04–2005-06; 2013-14–2015-16	322	31	50	81	106	53	5	7	12	44
	(Selected in the 3rd round, 95th overall, in the 2000 Entry Draft. Traded to Nashville on 7/19/06 for Adam Hall. Signed as a free agent on 7/5/13. Left via free agency.)											
49	Greg Moore (RW)	2007-08	6	0	0	0	0	—	—	—	—	—
	(Acquired from Calgary on 3/6/04 with Jamie McLennan and Blair Betts for Chris Simon and a 2004 7th round draft choice (Matt Schneider.) Left via free agency.)											



# ALL-TIME PLAYER REGISTER

NO.	NAME & POSITION	YEARS PLAYED	REGULAR SEASON					PLAYOFFS				
			GP	G	A	PTS	PIM	GP	G	A	PTS	PIM
17	John Moore (D)	2012-13–2014-15	125	6	21	27	49	33	0	3	3	18
(Acquired from Columbus on 4/3/13 with Derick Brassard, Derek Dorsett, and a 2014 6th round draft choice (later traded) for Marian Gaborik, Steven Delisle, and Blake Parlett. Traded to Arizona on 3/1/15 with Anthony Duclair, a 2015 2nd round draft choice (later traded), and a 2016 1st round draft choice (later traded) for Keith Yandle, Chris Summers, and a 2016 4th round draft choice (Tarmo Reunanen).)												
40, 21	Jayson More (D)	1988-89; 1996-97	15	0	1	1	25	—	—	—	—	—
(Selected in the 1st round, 10th overall, in the 1987 Entry Draft. Traded to Minnesota on 11/1/89 for Dave Archibald. Acquired from San Jose on 8/20/96 with Brian Swanson and a 1997 4th round draft choice (later traded) for Marty McSorley. Traded to Phoenix on 2/6/97 for Mike Eastwood and Dallas Eakins.)												
12	Howie Morenz (C)	1935-36	18	2	5	7	6	—	—	—	—	—
53	Derek Morris (D)	2008-09	18	0	8	8	16	7	0	2	2	0
(Acquired from Phoenix on 3/4/09 for Nigel Dawes, Petr Prucha, and Dmitri Kalinin. Left via free agency.)												
8	Moe Morris (D)	1948-49	18	0	1	1	6	—	—	—	—	—
2	Jim Morrison (D)	1960-61	19	1	6	7	6	—	—	—	—	—
21, 11	Mark Morrison (C)	1981-82; 1983-84	10	1	1	2	0	—	—	—	—	—
33, 4	Mike Mottau (D)	2000-01–2001-02	19	0	3	3	13	—	—	—	—	—
(Selected in the 7th round, 182nd overall, in the 1997 Entry Draft. Traded to Calgary on 1/22/03 for a 2003 6th round draft choice (Ivan Dornic) and future considerations.)												
64, 14	Tyler Motte (C)	2021-22; 2022-23	33	5	5	10	2	22	2	0	2	16
14	Chris Mueller (C)	2014-15	7	1	1	2	0	—	—	—	—	—
(Signed as a free agent on 7/1/14. Left via free agency.)												
19	Brian Mullen (RW)	1987-88–1990-91	307	100	148	248	188	19	2	5	7	12
(Acquired from Winnipeg on 6/8/87 with a 1987 10th round draft choice (Brett Barnett) for a 1988 5th round draft choice (Benoit Lebeau) and a 1989 3rd round draft choice (later traded). Traded to San Jose on 5/30/91 with future considerations for Tim Kerr.)												
14, 21	Don Murdoch (RW)	1976-77–1979-80	221	97	93	190	110	21	8	8	16	16
(Selected in the 1st round, 6th overall, in the 1976 Amateur Draft. Traded to Edmonton on 3/11/80 for Cam Connor and Edmonton's choice of a 3rd round draft choice in either 1980 or 1981 (1981 - Peter Sundstrom).)												
9	Murray Murdoch (LW)	1926-27–1936-37	508	84	104	188	193	55	8	12	20	28
(Signed as a free agent on 9/2/26. Retired following the 1936-37 season.)												
14	Mike Murphy (RW)	1972-73–1973-74	31	6	5	11	5	10	0	0	0	0
17, 10, 15, 16	Ron Murphy (LW)	1952-53–1956-57	207	41	60	101	139	10	0	1	1	2
10, 25	Garth Murray (LW)	2003-04	20	1	0	1	24	—	—	—	—	—
(Selected in the 3rd round, 79th overall, in the 2001 Entry Draft. Traded to Montreal on 9/30/05 for Marcel Hossa.)												
17	Rem Murray (C)	2001-02–2002-03	43	7	8	15	8	—	—	—	—	—
(Acquired from Edmonton on 3/19/02 with Tom Poti for Mike York and a 2002 4th round draft choice (Ivan Koltsov). Traded to Nashville on 12/12/02 with Tomas Kloucek and Marek Zidlicky for Mike Dunham.)												
18	Vic Myles (D)	1942-43	45	6	8	14	57	—	—	—	—	—
90	Vladislav Namestnikov (C)	2017-18–2019-20	99	13	22	35	56	—	—	—	—	—
(Acquired from Tampa Bay on 2/26/18 with Brett Howden, Libor Hajek, a 2018 1st round draft choice (Nils Lundkvist), and a 2019 2nd round draft choice (Karl Henriksson) for Ryan McDonagh and JT. Miller. Traded to Ottawa on 10/7/19 for Nick Ebert and a 2021 4th round draft choice (Kalle Vaisanen).)												
61	Rick Nash (RW)	2012-13–2017-18	375	145	107	252	178	73	14	24	38	20
(Acquired from Columbus on 7/23/12 with Steven Delisle and a 2013 3rd round draft choice (Pavel Buchnevich) for Artem Anisimov, Brandon Dubin sky, Tim Erixon, and a 2013 1st round draft choice (Kerby Rychel). Traded to Boston on 2/25/18 for Ryan Spooner, Ryan Lindgren, Matt Beleskey, a 2018 1st round draft choice (later traded) and a 2019 7th round draft choice (later traded).)												
91	Markus Naslund	2008-09	82	24	22	46	57	7	1	2	3	10
(Signed as a free agent on 7/3/08. Retired on 5/4/09.)												
36	Rumun Ndur (D)	1998-99	31	1	3	4	46	—	—	—	—	—
(Claimed on waivers from Buffalo on 12/18/98. Claimed on waivers by Atlanta on 12/11/99.)												
3	Stan Neckar (D)	1998-99	18	0	0	0	8	—	—	—	—	—
(Acquired from Ottawa on 11/27/98 for Bill Berg and a 1999 2nd round draft choice (later traded). Traded to Phoenix on 3/23/99 for Jason Doherty and a 1999 6th round draft choice (Jay Dardlis).)												
34	Vaclav Nedomansky (RW)	1982-83	35	12	8	20	0	—	—	—	—	—
10, 93	Petr Nedved (C)	1994-95; 1998-99–2003-04	478	149	202	351	312	10	3	2	5	6
(Acquired from St. Louis on 7/24/94 for Esa Tikkanen and Doug Lidster. Traded to Pittsburgh on 8/31/95 with Sergei Zubov for Ulf Samuelsson and Luc Robitaille. Acquired from Pittsburgh on 11/25/98 with Chris Tamer and Sean Pronger for Alexei Kovalev and Harry York. Traded to Edmonton on 3/3/04 with Jussi Markkanen for Dwight Helminen, Steve Valiquette, and a 2004 2nd round draft choice (Dane Byers).)												
15	Nil Neilson (D)	1962-63–1973-74	811	60	238	298	763	65	1	17	18	61
13	Sergei Nemchinov (C)	1991-92–1996-97	418	105	120	225	151	52	7	15	22	18
(Selected in the 12th round, 244th overall, in the 1990 Entry Draft. Traded to Vancouver on 3/8/97 with Brian Noonan for Russ Courtnall and Esa Tikkanen.)												
12	Patrik Nemeth (D)	2021-22	63	2	5	7	28	5	0	0	0	8
(Signed as a free agent on 7/28/21. Traded to Arizona on 7/13/22)												
47	Steve Nemeth (C)	1987-88	12	2	0	2	2	—	—	—	—	—
21	Lance Nethery (C)	1980-81–1981-82	38	11	12	23	12	14	5	3	8	9
17, 8	Bob Nevlin (RW)	1963-64–1970-71	505	168	174	342	105	33	6	12	18	8
(Acquired from Toronto on 2/22/64 with Rod Seiling, Dick Duff, Arnie Brown, and Bill Collins for Andy Bathgate and Don McKenney. Traded to Minnesota on 5/26/71 for future considerations pending outcome of Intra-League Draft (Bobby Rousseau - 6/8/71).)												
45, 28	Kris Newbury (C)	2010-11–2012-13	24	0	2	2	68	3	0	0	0	2
(Acquired from Detroit on 3/3/10 for Jordan Owens. Traded to Philadelphia on 7/1/13 for Danny Syvret.)												
24	Dan Newman (LW)	1976-77–1977-78	100	14	21	35	59	3	0	0	0	4
9	Bernie Nicholls (C)	1989-90–1991-92	104	37	73	110	116	15	11	8	19	24
(Acquired from Los Angeles on 1/20/90 for Tomas Sandstrom and Tony Granato. Traded to Edmonton on 10/4/91 with Steven Rice and Louie DeBrusk for Mark Messier and future considerations (David Shaw for Jeff Beukeboom on 11/12/91).)												
25	Graeme Nicolson (D)	1982-83	10	0	0	0	9	—	—	—	—	—
36	Jeff Nielsen (RW)	1996-97	2	0	0	0	2	—	—	—	—	—
(Selected in the 4th round, 69th overall, in the 1990 Entry Draft. Left via free agency.)												
10	Ville Nieminen (LW)	2005-06	48	5	12	17	53	—	—	—	—	—
(Signed as a free agent on 8/4/05. Traded to San Jose on 3/8/06 for a 2006 3rd round draft choice (later traded).)												

# ALL-TIME PLAYER REGISTER

NO.	NAME & POSITION	YEARS PLAYED	REGULAR SEASON					PLAYOFFS				
			GP	G	A	PTS	PIM	GP	G	A	PTS	PIM
67, 24, 15	Boo Nieves (C)	2016-17–2019-20	76	5	14	19	24					
	(Selected in the 2nd round, 59th overall, in the 2012 Entry Draft. Left via free agency.)											
30	Chris Nilan (RW)	1987-88–1989-90	85	11	14	25	332	8	0	2	2	57
	(Acquired from Montreal on 1/27/88 with a 1989 1st round draft choice (Steven Rice) for a 1989 1st round draft choice (Lindsay Vallias). Traded to Boston on 6/28/90 for Greg Johnston and future considerations.)											
11, 19	Ulf Nilsson (C)	1978-79–1980-81; 1982-83	170	57	112	169	85	25	8	14	22	27
	(Signed as a free agent on 3/20/78. Retired following the 1982-83 season.)											
16, 28	Brian Noonan (RW)	1993-94–1994-95; 1996-97	101	24	24	48	66	27	4	7	11	25
	(Acquired from Chicago on 3/21/94 with Stephane Matteau for Tony Amonte and Matt Oates. Left via free agency. Acquired from St. Louis on 11/13/96 for Sergio Momesso. Traded to Vancouver on 3/8/97 with Sergei Nemchinov for Russ Courtnall and Esa Tikkanen.)											
14, 5	Mattias Norstrom (D)	1993-94–1995-96	43	2	6	8	30	3	0	0	0	0
	(Selected in the 2nd round, 48th overall, in the 1992 Entry Draft. Traded to Los Angeles on 3/14/96 with Ray Ferraro, Ian Laperriere, Nathan LaFayette, and a 1997 4th round draft choice (Sean Blanchard) for Marty McSorley, Shane Churla, and Jari Kurri.)											
28	Lawrence Nycholat (D)	2003-04	9	0	0	0	6					
	(Acquired from Minnesota on 3/11/03 for Johan Holmqvist. Left via free agency.)											
92	Michael Nylander (C)	2005-06–2006-07	160	49	113	162	118	14	6	8	14	0
	(Signed as a free agent on 8/10/04. Left via free agency.)											
15, 5	Buddy O'Connor (C)	1947-48–1950-51	238	62	102	164	12	18	5	6	11	4
46	Rob O'Gara (D)	2017-18	22	0	3	3	6					
	(Acquired from Boston on 2/20/18 with a 2018 3rd round draft choice (Joey Keane) for Nick Holden. Left via free agency.)											
14	Russell Oatman (F)	1928-29	27	1	1	2	8	4	0	0	0	0
25	John Ogradnick (LW)	1987-88–1991-92	338	126	128	254	106	20	8	3	11	0
	(Acquired from Quebec on 9/30/87 with David Shaw for Jeff Jackson and Terry Carner. Left via free agency.)											
12	Eddie Olczyk (LW)	1992-93–1994-95	103	18	22	40	58	1	0	0	0	0
	(Acquired from Winnipeg on 12/28/92 for Kris King and Tie Domi. Traded to Winnipeg on 4/7/95 for a 1995 5th round draft choice (Alexei Vasiliev.)											
26	David Oliver (RW)	1996-97	14	2	1	3	4	3	0	0	0	0
	(Claimed on waivers from Edmonton on 2/22/97. Left via free agency.)											
29	Krzysztof Oliwa (LW)	2002-03	9	0	0	0	51					
	(Acquired from Pittsburgh on 6/23/02 for a 2003 9th round draft choice (later traded). Traded to Boston on 1/6/03 for a 2004 9th round draft choice (later traded).)											
28	Colton Orr (RW)	2005-06–2008-09	224	4	7	11	522	12	0	0	0	30
	(Claimed off waivers from Boston on 11/29/05. Left via free agency.)											
41	Jed Ortmeier (RW)	2003-04–2006-07	177	9	15	24	76	13	1	0	1	6
	(Signed as a free agent on 5/10/03. Left via free agency.)											
19, 20	Mark Osborne (LW)	1983-84–1986-87; 1994-95	253	61	74	135	321	30	3	4	7	39
	(Acquired from Detroit on 6/13/83 with Willie Huber and Mike Blaisdell for Ron Duguay, Ed Johnstone, and Eddie Mio. Traded to Toronto on 3/5/87 for Jeff Jackson and a 1989 3rd round draft choice (Rob Zamuner). Signed as a free agent on 9/6/94. Left via free agency.)											
24	Sandis Ozolinsh (D)	2005-06–2006-07	40	3	14	17	28	3	0	0	0	6
	(Acquired from Anaheim on 3/9/06 for a 2006 3rd round draft choice (John DeGray). Left via free agency.)											
11	Wilf Paiement (RW)	1985-86	8	1	6	7	13	16	5	5	10	45
	(Acquired from Quebec on 2/6/86 for Steve Patrick. Claimed by Buffalo in the NHL Waiver Draft on 10/6/86.)											
12	Daniel Paille (LW)	2015-16	12	0	0	0	0					
	(Signed as a free agent on 1/21/16. Left via free agency.)											
14	Aldo Palazzari (RW)	1943-44	12	2	0	2	0					
*10	Artemi Panarin (LW)	2019-20–2022-23	268	100	241	341	80	30	7	13	20	10
	(Signed as a free agent on 7/1/19.)											
38	P.A. Parenteau (RW)	2009-10	22	3	5	8	4					
	(Acquired from Chicago on 10/11/07 for a conditional 2008 7th round draft choice. Left via free agency.)											
2	Brad Park (D)	1968-69–1975-76	465	95	283	378	738	64	12	32	44	129
	(Selected in the 1st round, 2nd overall, in the 1966 Amateur Draft. Traded to Boston on 11/7/75 with Jean Ratelle and Joe Zanussi for Phil Esposito and Carol Vadnais.)											
27	Joe Paterson (LW)	1987-88–1988-89	41	1	4	5	149					
	(Acquired from Los Angeles on 1/21/88 for Gord Walker and Mike Silta. Retired following the 1991-92 season.)											
6	Larry Patey (C)	1983-84–1984-85	16	1	3	4	16	5	0	1	1	6
	(Acquired from St. Louis on 3/5/84 with Bob Brooke for Dave Barr, future considerations (a 1984 3rd round draft choice - Alan Perry), and cash. Retired following the 1984-85 season.)											
3	James Patrick (D)	1983-84–1993-94	671	104	363	467	541	63	5	26	31	62
	(Selected in the 1st round, 9th overall, in the 1981 Entry Draft. Traded to Hartford on 11/2/93 with Darren Turcotte for Steve Larmer, Nick Kypros, Barry Richter, and a 1994 6th round draft choice (Yuri Litvinov).)											
16	Lester Patrick (D)	1926-27	1	0	0	0	2					
18, 9	Lynn Patrick (LW)	1934-35–1942-43; 1945-46	455	145	191	336	240	44	10	6	16	20
19, 15, 2	Muzz Patrick (D)	1937-38–1940-41; 1945-46	164	5	26	31	139	25	4	0	4	36
11	Stephen Patrick (RW)	1984-85–1985-86	71	15	21	36	100	1	0	0	0	0
	(Acquired from Buffalo on 12/6/84 with Jim Wiemer for Dave Maloney and Chris Renaud. Traded to Quebec on 2/6/86 for Wilf Paiement.)											
40, 16	Mark Pavelich (C)	1981-82–1985-86	341	133	185	318	326	23	7	17	24	14
18	Jim Pavese (D)	1987-88	14	0	1	1	48					
16, 19, 14, 12, 18	Mel Pearson (LW)	1959-60; 1961-62–1962-63; 1964-65	36	2	5	7	23					
3, 21	Fern Perreault (LW)	1947-48; 1949-50	3	0	0	0	0					
4	Frank Peters (D)	1930-31	43	0	0	0	57	4	0	0	0	2
21	Garry Peters (C)	1965-66	63	7	3	10	42					
17, 24	Michel Petit (D)	1987-88–1988-89	133	17	49	66	381	4	0	2	2	27
	(Acquired from Vancouver on 11/4/87 for Willie Huber and Larry Melnyk. Traded to Quebec on 10/5/89 for Randy Moller.)											

# ALL-TIME PLAYER REGISTER

NO.	NAME & POSITION	YEARS PLAYED	REGULAR SEASON					PLAYOFFS				
			GP	G	A	PTS	PIM	GP	G	A	PTS	PIM
38	Ronald Petrovicky (RW)	2002-03	66	5	9	14	77	—	—	—	—	—
	(Claimed from Calgary on 10/4/02 in the NHL Waiver Draft. Claimed by Atlanta on 10/3/03 in the NHL Waiver Draft.)											
11	Gord Pettinger (C)	1932-33	34	1	2	3	18	8	0	0	0	0
32	Dave Pichette (D)	1987-88	6	1	3	4	0	—	—	—	—	—
16, 15, 2, 14, 9	Alf Pike (C)	1939-40—1942-43; 1945-46—1946-47	234	42	77	119	145	21	4	2	6	12
47	Rich Pilon (D)	1999-00—2000-01	114	2	13	15	211	—	—	—	—	—
	(Claimed off waivers from the Islanders on 12/1/99. Traded to San Jose on 6/29/01 for a 2002 7th round draft choice (Joey Crabb).)											
44	Neal Pionk (D)	2017-18—2018-19	101	7	33	40	47	—	—	—	—	—
	(Signed as a free agent on 5/1/17. Traded to Winnipeg on 6/17/19 with a 2019 1st round draft choice (Ville Heinola) for Jacob Trouba.)											
73	Brandon Pirri (RW)	2016-17	60	8	10	18	25	—	—	—	—	—
	(Signed as a free agent on 8/26/16. Left via free agency.)											
18	Ales Pisa (D)	2002-03	3	0	0	0	0	—	—	—	—	—
	(Acquired from Edmonton on 3/11/03 with Anson Carter for Radek Dvorak and Cory Cross. Left via free agency.)											
6, 2, 25, 18	Bob Plager (D)	1964-65—1966-67	29	0	5	5	40	—	—	—	—	—
24	Pierre Plante (RW)	1978-79	70	6	25	31	37	18	0	6	6	20
22	Thomas Pock (D)	2003-04—2007-08	59	7	7	14	20	4	0	3	3	4
	(Signed as a free agent on 3/23/04. Claimed off waivers by the Islanders on 9/29/08.)											
8	Walt Podduhny (LW)	1986-87—1987-88	152	78	97	175	125	6	0	0	0	8
41, 29	Rudy Poeschek (D/RW)	1987-88—1989-90	68	0	2	2	256	—	—	—	—	—
	(Selected in the 12th round, 238th overall, in the 1985 Entry Draft. Traded to Winnipeg on 1/22/91 for Guy Larose.)											
14	Bud Poile (RW)	1949-50	28	3	6	9	8	—	—	—	—	—
17, 19	Johnny Polich (RW)	1939-40—1940-41	3	0	1	1	0	—	—	—	—	—
20	Greg Polis (LW)	1974-75—1978-79	275	65	76	141	196	3	0	0	0	6
	(Acquired from St. Louis on 8/29/74 for Larry Sacharuk and a 1977 1st round draft choice (later returned to Rangers). Claimed off waivers by Washington on 1/15/79.)											
19, 11	Larry Popein (C)	1954-55—1960-61	402	75	127	202	150	15	1	4	5	6
34	Peter Popovic (D)	1998-99	68	1	4	5	40	—	—	—	—	—
	(Acquired from Montreal on 6/30/98 for Sylvain Blouin and a 1999 6th round draft choice (later traded). Traded to Pittsburgh on 9/30/99 for Kevin Hatcher.)											
3, 16	Tom Poti (D)	2001-02—2005-06	231	25	78	103	177	4	0	0	0	2
	(Acquired from Edmonton on 3/19/02 with Rem Murray for Mike York and a 2002 4th round draft choice (Ivan Koltsov). Left via free agency.)											
38, 44	Corey Potter (D)	2008-09—2009-10	8	1	1	2	2	—	—	—	—	—
	(Selected in the 4th round, 122nd overall, in the 2003 Entry Draft. Left via free agency.)											
67	Benoit Pouliot (LW)	2013-14	80	15	21	36	56	25	5	5	10	26
	(Signed as a free agent on 7/5/13. Left via free agency.)											
8	Darroll Powe (C)	2012-13—2013-14	35	0	0	0	18	3	0	0	0	0
	(Acquired from Minnesota on 2/4/13 with Nick Palmieri for Mike Rupp. Left via free agency.)											
2, 11	Babe Pratt (D)	1935-36—1942-43	308	27	97	124	299	39	9	8	17	72
15, 17	Dean Prentice (LW)	1952-53—1962-63	666	186	236	422	266	19	2	7	9	10
18	Wayne Presley (RW)	1995-96	61	4	6	10	71	—	—	—	—	—
	(Signed as a free agent on 8/2/95. Traded to Toronto on 2/29/96 with Nick Kypros for Bill Berg and Sergio Momesso.)											
15, 16, 11	Noel Price (D)	1959-60—1960-61	8	0	0	0	4	—	—	—	—	—
47	Pat Price (D)	1986-87	13	0	2	2	49	6	0	1	1	27
32	Sean Pronger (C)	1998-99	14	0	3	3	4	—	—	—	—	—
	(Acquired from Pittsburgh on 11/25/98 with Petr Nedved and Chris Tamer for Alexei Kovalev and Harry York. Traded to Los Angeles on 2/12/99 for Eric Lacroix.)											
20	Vinny Prospal (C)	2009-10—2010-11	104	29	52	81	40	5	1	0	1	0
	(Signed as free agent on 8/17/09. Left via free agency.)											
25	Petr Prucha (RW)	2005-06—2008-09	237	63	50	113	100	17	1	1	2	4
	(Selected in the 8th round, 240th overall, in the 2002 Entry Draft. Traded to Phoenix on 3/4/09 with Nigel Dawes and Dmitri Kalinin for Derek Morris.)											
8	Brandon Prust (LW)	2009-10—2011-12	190	22	33	55	381	24	1	2	3	35
	(Acquired from Calgary on 2/2/10 with Olli Jokinen for Ales Kotalik and Chris Higgins. Left via free agency.)											
12	Matt Puempel (LW)	2016-17	27	6	3	9	4	—	—	—	—	—
	(Claimed off waivers from Ottawa on 11/21/16. Traded to Detroit on 10/21/17 for Ryan Sproul.)											
45, 5	Dale Purinton (D)	1999-00—2003-04	181	4	16	20	578	—	—	—	—	—
	(Selected in the 5th round, 117th overall, in the 1995 Entry Draft. Left via free agency.)											
24	Jamie Pushor (D)	2003-04	7	0	0	0	0	—	—	—	—	—
	(Acquired from Columbus on 1/23/04 for a 2004 8th round draft choice (Matt Greer). Left via free agency.)											
17	Jean Pusie (D)	1933-34	19	0	2	2	17	—	—	—	—	—
14	Taylor Pyatt (LW)	2012-13—2013-14	70	6	6	12	16	12	2	2	4	4
	(Signed as a free agent on 7/3/12. Claimed off waivers by Pittsburgh on 1/2/14.)											
12, 15	Leo Quenneville (LW)	1929-30	25	0	3	3	10	3	0	0	0	0
5	Stephane Quintal (D)	1999-00	75	2	14	16	77	—	—	—	—	—
	(Signed as a free agent on 7/6/99. Claimed off waivers by Chicago on 10/5/00.)											
23	Karel Rachunek (D)	2003-04; 2006-07	78	7	23	30	42	6	0	4	4	2
	(Acquired from Ottawa on 3/9/04 with Alexandre Giroux for Greg de Vries. Left via free agency.)											
9, 15, 7	Don Raleigh (C)	1943-44; 1947-48—1955-56	535	101	219	320	96	18	6	5	11	6
10, 5, 14, 19	Jean Ratelle (C)	1960-61—1975-76	861	336	481	817	192	65	9	33	42	12
5	Mel Read (C)	1946-47	6	0	0	0	8	—	—	—	—	—
75	Ryan Reaves (RW)	2021-22-2022-23	81	5	8	13	55	18	0	0	0	12
	(Acquired from Vegas on 7/29/21 for a third-round pick in 2022 Entry Draft)											
6	Wade Redden (D)	2008-09—2009-10	156	5	35	40	78	7	0	2	2	0
	(Signed as a free agent on 7/1/08. Contract bought out on 1/16/13.)											
4, 11	Bill Regan (D)	1929-30—1930-31	51	2	1	3	55	8	0	0	0	2
12	Oliver Reinikka (C)	1926-27	16	0	0	0	0	—	—	—	—	—
5	Leo Reise Jr. (D)	1952-53—1953-54	131	7	20	27	124	—	—	—	—	—

# ALL-TIME PLAYER REGISTER

NO.	NAME & POSITION	YEARS PLAYED	REGULAR SEASON					PLAYOFFS				
			GP	G	A	PTS	PIM	GP	G	A	PTS	PIM
3	Leo Reise Sr. (D)	1929-30	14	0	1	1	8	4	0	0	0	16
4	Erik Reitz (D)	2008-09	11	0	0	0	24	—	—	—	—	—
51	(Acquired from Minnesota on 1/29/09 for Dan Fritsche. Claimed off waivers by Toronto on 3/4/09.) Tarmo Reunanen (D)	2020-21	4	0	1	1	0	—	—	—	—	—
20	(Selected in the 4th round, 98th overall, in the 2016 Entry Draft.) Pascal Rheume (C)	2003-04	17	0	0	0	5	—	—	—	—	—
10	(Signed as a free agent on 10/22/03. Claimed off waivers by St. Louis on 1/29/04.) Steven Rice (RW)	1990-91	11	1	1	2	4	2	2	1	3	6
19	(Selected in the 1st round, 20th overall, in the 1989 Entry Draft. Traded to Edmonton on 10/4/91 with Bernie Nicholls and Louie DeBrusk for Mark Messier and future considerations (David Shaw for Jeff Beukeboom on 11/12/91).) Brad Richards (C)	2011-12–2013-14	210	56	95	151	54	55	12	16	28	14
90	(Signed as a free agent on 7/2/11. Contract bought out on 6/20/14.) Justin Richards (C)	2020-21	1	0	1	1	0	—	—	—	—	—
18	(Signed as a free agent on 4/2/20.) Dave Richardson (LW)	1963-64–1964-65	41	3	2	5	23	—	—	—	—	—
41	Steve Richmond (D)	1983-84–1985-86	77	2	12	14	263	4	0	0	0	12
29	Barry Richter (D)	1995-96	4	0	1	1	0	—	—	—	—	—
18	(Acquired from Hartford on 11/2/93 with Nick Kypros, Steve Larmer, and a 1994 6th round draft choice (Yuri Litvinov) for Darren Turcotte and James Patrick. Left via free agency.) Mike Ridley (C)	1985-86–1986-87	118	38	63	101	89	16	6	8	14	26
4	(Signed as a free agent on 9/28/85. Traded to Washington on 1/1/87 with Bob Crawford and Kelly Miller for Bobby Carpenter and a 1989 2nd round draft choice (Jason Profosfsky).) Vic Ripley (LW)	1933-34–1934-35	38	5	14	19	12	2	1	0	1	4
12	Patrick Rissmiller (LW)	2008-09	2	0	0	0	0	—	—	—	—	—
19	(Signed as a free agent on 7/1/08. Traded to Atlanta on 8/2/10 with Donald Brashear for Todd White.) Alex Ritson (LW)	1944-45	1	0	0	0	0	—	—	—	—	—
21	Wayne Rivers (RW)	1968-69	4	0	0	0	0	—	—	—	—	—
21	Bert Robertsson (D)	2000-01	2	0	0	0	4	—	—	—	—	—
5, 19	(Acquired from Columbus on 11/9/00 for Jean-Francois Labbe. Traded to Nashville on 3/7/01 for Ryan Tobler.) Doug Robinson (LW)	1964-65–1966-67	73	16	26	42	10	—	—	—	—	—
20	Luc Robitaille (LW)	1995-96–1996-97	146	47	70	117	128	26	5	12	17	12
23, 24, 25	(Acquired from Pittsburgh on 8/31/95 with Ulf Samuelsson for Petr Nedved and Sergei Zubov. Traded to Los Angeles on 8/28/97 for Kevin Stevens.) Mike Robitaille (D)	1969-70–1970-71	15	1	1	2	15	—	—	—	—	—
16	Leon Rochefort (RW)	1960-61; 1962-63	24	5	4	9	6	—	—	—	—	—
5	Normand Rochefort (D)	1988-89–1991-92	112	7	15	22	108	10	2	1	3	26
12	(Acquired from Quebec on 8/1/88 with Jason Lafrenierre for Walt Poddubny, Bruce Bell, Jari Gronstrand, and a 1989 4th round draft choice (Eric Dubois). Left via free agency.) Eddie Rodden (C)	1930-31	19	0	3	3	8	—	—	—	—	—
27, 17	Mike Rogers (C)	1981-82–1985-86	316	117	191	308	142	14	1	10	11	6
5	(Acquired from Hartford on 10/2/81 with a 1982 10th round draft choice (Simo Saarinen) for Chris Kotsopoulos, Gerry McDonald, and Doug Sullivan. Traded to Edmonton on 12/19/85 for Larry Melnyk and Todd Strueby.) Dale Rolfe (D)	1970-71–1974-75	244	13	66	79	250	50	5	17	22	59
17, 19	(Acquired from Detroit on 3/2/71 for Jim Krulicki and cash. Retired following the 1974-75 season.) Len Ronson (LW)	1960-61	13	2	1	3	10	—	—	—	—	—
9	Paul Ronty (C)	1951-52–1954-55	259	45	113	158	64	—	—	—	—	—
17	Kevin Rooney (C)	2020-21–2021-22	115	14	12	26	72	15	0	2	2	10
15, 2	(Signed as a free agent on 10/9/20. Left in free agency) Jim Ross (D)	1951-52–1952-53	62	2	11	13	29	—	—	—	—	—
22	Bobby Rousseau (RW)	1971-72–1974-75	236	41	116	157	30	38	9	22	31	15
15	(Acquired from Minnesota on 6/8/71 to complete transaction that sent Bob Nevin to Minnesota on 5/26/71. Retired following the 1974-75 season.) Ronnie Rowe (LW)	1947-48	5	1	0	1	0	—	—	—	—	—
8	Jean-Yves Roy (RW)	1994-95	3	1	0	1	2	—	—	—	—	—
3, 33	(Signed as a free agent on 7/20/92. Traded to Ottawa on 10/6/95 for Steve Larouche.) Michal Rozsival (D)	2005-06–2010-11	432	42	134	176	374	31	4	10	14	32
20	(Signed as a free agent on 8/29/05. Traded to Phoenix on 1/10/11 for Wojtek Wolski.) Steve Ruchcin (C)	2005-06	72	13	23	36	10	4	1	0	1	0
19, 26	(Acquired from Anaheim on 8/23/05 for Trevor Gillies and a 2007 4th round draft choice (later traded). Left via free agency.) Martin Rucinsky (LW)	2001-02; 2003-04; 2005-06	136	32	78	110	124	2	0	1	1	2
44	(Acquired from Dallas on 3/12/02 with Roman Lyashenko for Manny Malhotra and Barrett Heisten. Left via free agency. Signed as a free agent on 8/28/03. Traded to Vancouver on 3/9/04 for Martin Grenier and R.J. Umberger. Signed as a free agent on 8/3/05. Left via free agency.) Lindy Ruff (D/LW)	1988-89–1990-91	83	3	12	15	138	10	0	3	3	29
29	(Acquired from Buffalo on 3/7/89 for a 1990 5th round draft choice (Richard Smeihlik). Left via free agency.) Reijo Ruotsalainen (D)	1981-82–1985-86	389	99	217	316	154	43	11	16	27	22
19	(Selected in the 6th round, 119th overall, in the 1980 Entry Draft. Traded to Edmonton on 10/23/86 with Clark Donatelli, Ville Kentala, and Jim Wiemer for Mike Golden, Don Jackson, Miloslav Horava, and future considerations (Stu Kulak on 3/10/87).) Duane Rupp (D)	1962-63	2	0	0	0	0	—	—	—	—	—
71, 17	Mike Rupp (LW)	2011-12–2012-13	68	4	1	5	109	20	0	0	0	36
12, 16	(Signed as a free agent on 7/1/11. Traded to Minnesota on 2/4/13 for Nick Palmieri and Darroll Powe.) Church Russell (LW/C)	1945-46–1947-48	90	20	16	36	12	—	—	—	—	—
21	Simo Saarinen (D)	1984-85	8	0	0	0	8	—	—	—	—	—
26, 4, 20, 5, 24, 2	Larry Sacharuk (D)	1972-73–1973-74; 1975-76–1976-77	75	9	11	20	18	—	—	—	—	—
8, 26	Kjell Samuelsson (D)	1985-86–1986-87	39	2	6	8	60	9	0	1	1	8
37	(Selected in the 6th round, 119th overall, in the 1984 Entry Draft. Traded to Philadelphia on 12/28/86 with a 1989 2nd round draft choice (Patrik Juhlin) for Bob Froese.) Mikael Samuelsson (RW)	2001-02–2002-03	125	14	24	38	55	—	—	—	—	—
	(Acquired from San Jose on 6/24/01 with Christian Gosselin for Adam Graves. Traded to Pittsburgh on 2/10/03 with Joel Bouchard, Richard Lintner, and Rico Fata for Alexei Kovalev, Dan LaCouture, Janne Laukkanen, and Mike Wilson.)											

# ALL-TIME PLAYER REGISTER

NO.	NAME & POSITION	YEARS PLAYED	REGULAR SEASON					PLAYOFFS				
			GP	G	A	PTS	PIM	GP	G	A	PTS	PIM
5	Ulf Samuelsson (D)	1995-96–1998-99	287	14	46	60	475	26	1	7	8	46
(Acquired from Pittsburgh on 8/31/95 with Luc Robitaille for Petr Nedved and Sergei Zubov. Traded to Detroit on 3/23/99 for a 1999 2nd round draft choice (David Inman) and a 2000 3rd round draft choice (originally the Rangers' pick - Rangers selected Johan Asplund.)												
4, 16	Derek Sanderson (C)	1974-75–1975-76	83	25	25	50	110	3	0	0	0	0
(Acquired from Boston on 6/12/74 for Walt McEchnie. Traded to St. Louis on 10/30/75 for return of Rangers' 1977 1st round draft choice.)												
5	Charlie Sands (C)	1943-44	9	0	2	2	0	—	—	—	—	—
28	Tomas Sandstrom (RW)	1984-85–1989-90	407	173	207	380	563	29	8	12	20	54
(Selected in the 2nd round, 36th overall, in the 1982 Entry Draft. Traded to Los Angeles on 1/20/90 with Tony Granato for Bernie Nicholls.)												
54	Bobby Sanguinetti (D)	2009-10	5	0	0	0	4	—	—	—	—	—
(Selected in the 1st round, 21st overall, in the 2006 Entry Draft. Traded to Carolina on 6/26/10 for a 2010 6th round draft choice (Jesper Fast) and a 2011 2nd round draft choice (later traded).)												
6	Glen Sather (LW)	1970-71–1973-74	186	18	24	42	193	38	0	2	2	47
(Acquired from Pittsburgh on 1/26/71 for Syl Apps Jr. and future considerations (Sheldon Kannegiesser). Traded to St. Louis on 10/28/73 with Rene Villeneuve for Jack Egers.)												
56, 38	Michael Sauer (D)	2008-09; 2010-11–2011-12	98	4	14	18	96	5	0	1	1	0
(Selected in the 2nd round, 40th overall, in the 2005 Entry Draft. Did not play following the 2011-12 season.)												
10, 33	Marc Savard (C)	1997-98–1998-99	98	10	41	51	42	—	—	—	—	—
(Selected in the 4th round, 91st overall, in the 1995 Entry Draft. Traded to Calgary on 6/26/99 with a 1999 1st round draft choice (Oleg Saprykin) for Jan Havac, a 1999 1st round draft choice (Jamie Lundmark), and a 1999 3rd round draft choice (later traded).)												
21, 17	Chuck Scherza (C)	1943-44–1944-45	27	5	5	10	29	—	—	—	—	—
18, 16	Ken Schinkel (RW)	1959-60–1963-64;										
19, 21		1966-67	265	34	55	89	77	6	1	1	2	0
*45, 4	Braden Schneider (D)	2021-22-2022-23	124	7	22	29	25	27	1	3	4	15
25, 21	Mathieu Schneider (D)	1998-99–1999-00	155	20	44	64	149	—	—	—	—	—
(Acquired from Toronto on 10/14/98 for Alexander Karpovtsev and a 1999 4th round draft choice (Mirko Murovic). Selected by Columbus in the NHL Expansion Draft on 6/23/00.)												
28	John Scott (D/LW)	2011-12	6	0	0	0	5	—	—	—	—	—
(Acquired from Chicago on 2/27/12 for a 2012 5th round draft choice (Travis Brown). Left via free agency.)												
11	Laurie Scott (LW)	1927-28	23	0	1	1	6	—	—	—	—	—
13	Richard Scott (RW)	2001-02; 2003-04	10	0	0	0	28	—	—	—	—	—
(Signed as a free agent on 5/8/01. Retired following the 2003-04 season.)												
42	Brandon Segal (RW)	2012-13	1	0	0	0	2	—	—	—	—	—
(Signed as a free agent on 7/11/12. Left via free agency.)												
2, 21	Earl Selbert (D)	1931-32–1935-36	204	27	41	68	338	21	2	2	4	40
(Called up from Springfield and signed to first NHL contract on 5/9/31. Traded to Chicago for Art Coulter on 1/15/36.)												
16	Rod Seiling (D)	1963-64–1974-75	644	50	198	248	425	54	4	7	11	47
(Acquired from Toronto on 2/22/64 with Bob Nevin, Dick Duff, Arnie Brown, and Bill Collins for Andy Bathgate and Don McKeeney. Claimed by St. Louis in NHL Expansion Draft on 6/6/67. Acquired from St. Louis on 6/6/67 for Gary Sabourin, Rod Plager, Gord Kannegiesser, and Tim Ecclestone. Claimed off waivers by Washington on 10/29/74.)												
16	George Senick (LW)	1952-53	13	2	3	5	8	—	—	—	—	—
36	Pierre Sevigny (LW)	1997-98	3	0	0	0	2	—	—	—	—	—
(Signed as a free agent on 8/27/97. Left via free agency.)												
5, 6	Eddie Shack (RW)	1958-59–1960-61	141	16	26	42	232	—	—	—	—	—
16, 18	Joe Shack (LW)	1942-43; 1944-45	70	9	27	36	20	—	—	—	—	—
14	Brendan Shanahan (LW)	2006-07–2007-08	140	52	56	108	82	20	6	6	12	20
(Signed as a free agent on 7/9/06. Left via free agency.)												
22	Kevin Shattenkirk (D)	2017-18–2018-19	119	7	44	51	64	—	—	—	—	—
(Signed as a free agent on 7/1/17. Contract bought out on 8/1/19.)												
21, 27	David Shaw (D)	1987-88–1991-92	240	17	57	74	314	10	0	2	2	41
(Acquired from Quebec on 9/30/87 with John Osgoodnick for Jeff Jackson and Terry Carkner. Traded to Edmonton on 11/12/91 for Jeff Beukeboom as future considerations of the trade with the Oilers on 10/4/91.)												
6	Bobby Sheehan (C)	1978-79	—	—	—	—	—	15	4	3	7	8
45	Jody Shelley (LW)	2009-10	21	2	4	6	37	—	—	—	—	—
(Acquired from San Jose on 2/12/10 for a 2011 6th round draft choice (Danil Sobchenko). Left via free agency.)												
45	James Sheppard (C)	2014-15	14	2	0	2	9	13	1	1	2	8
(Acquired from San Jose on 3/1/15 for a 2016 4th round draft choice (Noah Gregor). Left via free agency.)												
23	Ray Sheppard (RW)	1990-91	59	24	23	47	21	—	—	—	—	—
(Acquired from Buffalo on 7/9/90 for cash and future considerations. Left via free agency.)												
3	Fred Shero (D)	1947-48–1949-50	145	6	14	20	137	13	0	2	2	8
4	Alex Shibicky (LW)	1935-36–1941-42; 1945-46	324	109	92	201	161	39	12	12	24	12
4	Alex "Babe" Siebert (LW)	1932-33–1933-34	56	9	11	20	54	8	1	0	1	12
(Acquired from Montreal Maroons on 7/20/32 for cash. Traded to Boston on 12/18/33 for Vic Ripley and Roy Burmeister.)												
18	Mike Siklenka (RW)	2003-04	1	0	0	0	0	—	—	—	—	—
(Claimed from Philadelphia on 10/3/03 in the NHL Waiver Draft. Claimed off waivers by Philadelphia on 11/5/03.)												
16	Dave Silk (RW)	1979-80–1982-83	141	30	33	63	112	9	2	4	6	4
(Signed as a free agent on 3/3/80. Traded to Boston on 10/5/83 for Dave Barr.)												
41	Mike Siltala (RW)	1986-87–1987-88	4	0	0	0	0	—	—	—	—	—
(Signed as a free agent on 8/15/86. Traded to Los Angeles on 1/21/88 with Gord Walker for Joe Paterson.)												
17	Chris Simon (LW)	2003-04	65	14	9	23	225	—	—	—	—	—
(Signed as a free agent on 7/25/03. Traded to Calgary on 3/6/04 with a 2004 7th round draft choice (Matt Schneider) for Blair Betts, Jamie McLennan, and Greg Moore.)												
21	Reg Sinclair (RW)	1950-51–1951-52	139	38	31	69	103	—	—	—	—	—
20	Fredrik Sjostrom (LW)	2007-08–2008-09	97	9	6	15	38	17	0	2	2	2
(Acquired from Phoenix on 2/26/08 with David LeNeveu, Josh Gratton, and a 2009 5th round draft choice (Roman Horak) for Al Montoya and Marcel Hossa. Left via free agency.)												
76	Brady Skjei (D)	2015-16–2019-20	307	25	87	112	170	17	4	3	7	12
(Selected in the 1st round, 28th overall, in the 2012 Entry Draft. Traded to Carolina on 2/24/20 for a 2020 1st round draft choice (later traded).)												

# ALL-TIME PLAYER REGISTER

NO.	NAME & POSITION	YEARS PLAYED	REGULAR SEASON					PLAYOFFS				
			GP	G	A	PTS	PIM	GP	G	A	PTS	PIM
20	Brian Skrudland (C)	1997-98	59	5	6	11	39	—	—	—	—	—
(Signed as a free agent on 7/7/97. Traded to Dallas on 3/24/98 with Mike Keane and a 1998 6th round draft choice (Pavel Patera) for Todd Harvey, Bob Errey, and a 1998 4th round draft choice (Boyd Kane).)												
11, 16, 20	Ed Slowsinski (RW)	1947-48–1952-53	291	58	74	132	63	16	2	6	8	6
42	Brendan Smith (D)	2016-17–2020-21	235	14	29	43	313	15	0	4	4	24
(Acquired from Detroit on 2/28/17 for a 2017 3rd round draft choice (Zachary Gallant) and a 2018 2nd round draft choice (Jonatan Berggren). Left via free agency.)												
11, 14, 10, 20	Clint Smith (C)	1936-37–1942-43	281	80	116	196	12	29	4	5	9	2
15	Dallas Smith (D)	1977-78	29	1	4	5	23	1	0	1	1	0
21	Don Smith (RW)	1949-50	10	1	1	2	0	1	0	0	0	0
19	Floyd Smith (RW)	1960-61	29	5	9	14	0	—	—	—	—	—
14	Geoff Smith (D)	1997-98–1998-99	19	1	1	2	8	—	—	—	—	—
(Signed as a free agent on 9/29/97. Traded to St. Louis on 2/13/99 with Jeff Finley for future considerations (Chris Kenady).)												
17, 20	Stan Smith (C)	1939-40–1940-41	9	2	1	3	0	1	0	0	0	0
25	Peter Smrek (D)	2000-01–2001-02	22	0	4	4	16	—	—	—	—	—
(Acquired from St. Louis on 3/5/01 for Alexei Gusarov. Traded to Nashville on 3/19/02 for Richard Lintner.)												
8, 39	Brad Smyth (RW)	1997-98; 2000-01	5	1	0	1	4	—	—	—	—	—
(Acquired from Los Angeles on 11/14/97 for future considerations. Left via free agency. Acquired from Nashville on 5/3/99 for future considerations. Left via free agency.)												
12	Art Somers (LW)	1931-32–1934-35	145	19	37	56	84	19	1	5	6	18
16	Glen Somnor (LW)	1953-54–1954-55	28	2	0	2	21	—	—	—	—	—
16, 21, 15	Irv Spencer (D)	1959-60–1961-62	131	4	20	24	81	1	0	0	0	2
23	Ryan Spooner (C)	2017-18–2018-19	36	5	13	18	2	—	—	—	—	—
(Acquired from Boston on 2/25/18 with Matt Beleskey, Ryan Lindgren, a 2018 1st round draft choice (later traded), and a 2019 7th round draft choice (later traded) for Rick Nash. Traded to Edmonton on 11/16/18 for Ryan Strome.)												
25	Ryan Sproul (D)	2017-18	16	1	4	5	6	—	—	—	—	—
(Acquired from Detroit on 10/21/17 for Matt Puempel. Left via free agency.)												
26	Martin St. Louis (RW)	2013-14–2014-15	93	22	38	60	24	44	9	13	22	6
(Acquired from Tampa Bay on 3/5/14 with a 2015 2nd round draft choice (later traded) for Ryan Callahan, a 2014 1st round draft choice (later traded), a 2015 1st round draft choice (later traded), and a 2015 7th round draft choice (later traded). Retired on 7/2/15.)												
12	Eric Staal (C)	2015-16	20	3	3	6	2	5	0	0	0	4
(Acquired from Carolina on 2/28/16 for Aleksii Saarela, a 2016 2nd round draft choice (later traded), and a 2017 2nd round draft choice (Luke Martin). Left via free agency.)												
18	Marc Staal (D)	2007-08–2019-20	892	43	145	188	432	107	7	13	20	42
(Selected in the 1st round, 12th overall, in the 2005 Entry Draft. Traded to Detroit on 9/26/20 with a 2021 2nd round draft choice (later traded) for future considerations.)												
25	Viktor Stalberg (LW)	2015-16	75	9	11	20	22	5	0	0	0	6
(Signed as a free agent on 7/1/15. Left via free agency.)												
16	Al "Red" Staley (C)	1948-49	1	0	1	1	0	—	—	—	—	—
8	Allan Stanley (D)	1948-49–1954-55	307	23	56	79	272	12	2	5	7	10
4	Wally Stanowski (D)	1948-49–1950-51	146	3	14	17	54	—	—	—	—	—
4	Harold Starr (D)	1934-35–1935-36	49	0	0	0	42	4	0	0	0	2
21	Bud Stefanski (C)	1977-78	1	0	0	0	0	—	—	—	—	—
21, 27	Pete Stelmowski (C)	1970-71–1976-77	496	113	204	317	379	55	18	18	36	75
(Acquired from Detroit on 10/31/70 for Larry Brown. Left via free agency - Rangers received future considerations (1978 3rd round draft choice - Dean Turner) as compensation on 8/31/77.)												
12	Lee Stempniak (RW)	2014-15	53	9	9	18	18	—	—	—	—	—
(Signed as a free agent on 7/19/14. Traded to Winnipeg on 3/1/15 for Carl Klingberg.)												
21	Derek Stepan (C)	2010-11–2016-17	515	128	232	360	130	97	19	30	49	24
(Selected in the 2nd round, 51st overall, in the 2008 Entry Draft. Traded to Arizona on 6/23/17 with Antti Raanta for Tony DeAngelo and a 2017 1st round draft choice (Lias Andersson).)												
5	Ulf Sterner (LW)	1964-65	4	0	0	0	0	—	—	—	—	—
17	Kevin Stevens (LW)	1997-98–1999-00	199	40	52	92	237	—	—	—	—	—
(Acquired from Los Angeles on 8/28/97 for Luc Robitaille. Left via free agency.)												
16	Gaye Stewart (LW)	1951-52–1952-53	87	16	27	43	30	—	—	—	—	—
12	Ron Stewart (RW)	1967-68–1971-72; 1971-72–1972-73	306	44	37	81	74	37	4	3	7	4
(Acquired from St. Louis on 11/27/67 with Ron Attwell for Red Berenson and Barclay Plager. Traded to Vancouver on 11/16/71 with Dave Balon and Wayne Connelly for Gary Doak and Jim Wiste. Acquired from Vancouver on 3/5/72 for cash and the loan of Mike McMahon for the remainder of the 1971-72 season. Traded to NY Islanders on 11/14/72 for cash.)												
28, 20, 32	P.J. Stock (C)	1997-98–1999-00	54	2	4	6	131	—	—	—	—	—
(Signed as a free agent on 9/2/97. Left via free agency. Signed as a free agent on 8/23/01. Selected by Boston on 9/28/01 in the NHL Waiver Draft.)												
12, 13	Jack Stoddard (RW)	1951-52–1952-53	80	16	15	31	31	—	—	—	—	—
26	Jarret Stoll (C)	2015-16	29	1	2	3	20	—	—	—	—	—
(Signed as a free agent on 8/10/15. Claimed off waivers by Minnesota on 12/15/15.)												
21	Blaine Stoughton (LW)	1983-84	14	5	2	7	4	—	—	—	—	—
(Acquired from Hartford on 2/27/84 for Scot Kleinendorst. Left via free agency.)												
21	Neil Strain (LW)	1952-53	52	11	13	24	12	—	—	—	—	—
82	Martin Straka (LW)	2005-06–2007-08	224	65	122	187	88	24	5	15	20	20
(Signed as a free agent on 8/2/05. Left via free agency.)												
32, 6	Anton Stralman (D)	2011-12–2013-14	182	7	31	38	62	55	3	8	11	8
(Signed as a free agent on 11/5/11. Left via free agency.)												
10	Art Stratton (C)	1959-60	18	2	5	7	2	—	—	—	—	—
10	Art Strobel (LW)	1943-44	7	0	0	0	0	—	—	—	—	—
16	Ryan Strome (C)	2018-19–2021-22	263	71	124	195	206	22	2	9	11	17
(Acquired from Edmonton on 11/16/18 for Ryan Spooner. Left in free agency.)												

# ALL-TIME PLAYER REGISTER

NO.	NAME & POSITION	YEARS PLAYED	REGULAR SEASON					PLAYOFFS				
			GP	G	A	PTS	PIM	GP	G	A	PTS	PIM
34	Jason Strudwick (D)	2005-06; 2006-07–2007-08	125	4	5	9	108	5	0	0	0	0
	(Signed as a free agent on 7/20/04. Left via free agency. Signed as a free agent on 3/19/07. Left via free agency.)											
9	Doug Sullivan (RW)	1979-80–1980-81	63	8	8	16	34	3	1	0	1	0
	(Selected in the 1st round, 13th overall, in 1979 Entry Draft. Traded to Hartford on 10/2/81 with Chris Kostopoulos and Gerry McDonald for Mike Rogers and future considerations (1982 10th round draft choice- Simo Saarinen).)											
7	Red Sullivan (C)	1956-57–1960-61	322	59	150	209	296	6	1	2	3	4
	(Acquired from Chicago on 6/19/56 for Wally Hergesheimer. Named player-coach with the Kitchener-Waterloo Beavers prior to the 1961-62 season.)											
55	Chris Summers (D)	2014-15–2015-16	6	0	0	0	4	—	—	—	—	—
	(Acquired from Arizona on 3/1/15 with Keith Yandle and a 2016 4th round draft choice (Tarmo Reunanen) for John Moore, Anthony Duclair, a 2015 2nd round draft choice (later traded), and a 2016 1st round draft choice (later traded). Left via free agency.)											
38	Ronnie Sundin (D)	1997-98	1	0	0	0	0	—	—	—	—	—
	(Selected in the 9th round, 237th overall, in the 1996 Entry Draft. Left via free agency.)											
24	Niklas Sundstrom (RW/LW)	1995-96–1998-99	315	65	98	163	78	20	4	8	12	6
	(Selected in the 1st round, 8th overall, in the 1993 Entry Draft. Traded to Tampa Bay on 6/26/99 with Dan Cloutier, a 2000 1st round draft choice (Nikita Alexeev), and a 2000 3rd round draft choice (later traded) for a 1999 1st round draft choice (Pavel Brendl).)											
38, 25	Peter Sundstrom (RW)	1983-84–1985-86	206	48	62	110	70	9	1	3	4	2
	(Selected in the 3rd round, 50th overall, in the 1981 Entry Draft. Traded to Washington on 8/27/87 for a 1988 5th round draft choice (Martin Bergeron).)											
5	Bill Sweeney (C)	1959-60	4	1	0	1	0	—	—	—	—	—
37	Tim Sweeney (RW)	1997-98	56	11	18	29	26	—	—	—	—	—
	(Signed as a free agent on 9/11/97. Retired following the 1997-98 season.)											
17	Petr Sykora (RW)	2005-06	40	16	15	31	22	4	0	0	0	0
	(Acquired from Anaheim on 1/8/06 with a 2007 4th round draft choice (later traded) for Maxim Kondratiev. Left via free agency.)											
15	Jeff Taffe (LW)	2005-06	2	0	0	0	0	—	—	—	—	—
	(Acquired from Phoenix on 10/18/05 for Jamie Lundmark. Traded to Phoenix on 1/24/06 for Martin Sonnenberg.)											
19	Dean Talafous (RW)	1978-79–1981-82	202	42	60	102	91	19	4	7	11	11
	(Signed as a free agent on 7/17/78. Retired on 12/30/81.)											
35, 26	Ron Talakoski (RW)	1986-87–1987-88	9	0	1	1	33	—	—	—	—	—
3, 4	Chris Tamer (D)	1998-99	52	1	5	6	92	—	—	—	—	—
	(Acquired from Pittsburgh on 11/25/98 with Petr Nedved and Sean Pronger for Alexei Kovalev and Harry York. Selected by Atlanta on 6/25/99 in the NHL Expansion Draft.)											
91	Vladimir Tarasenko (RW)	2022-23	31	8	13	21	0	7	3	1	4	2
15	Spence Tatchell (D)	1942-43	1	0	0	0	0	—	—	—	—	—
19, 6	Bill Taylor Jr. (C)	1964-65	2	0	0	0	0	—	—	—	—	—
8	Bill Taylor Sr. (C)	1947-48	2	0	0	0	0	—	—	—	—	—
12	Ralph Taylor (D)	1929-30	22	2	0	2	32	4	0	0	0	10
6, 18	Ted Taylor (LW)	1964-65–1965-66	8	0	1	1	6	—	—	—	—	—
26	Tim Taylor (C)	1999-00–2000-01	114	11	16	27	88	—	—	—	—	—
	(Signed as a free agent on 7/15/99. Traded to Tampa Bay on 6/30/01 for Nils Ekman and Kyle Freadrich.)											
58	Christian Thomas (RW)	2012-13	1	0	0	0	0	—	—	—	—	—
	(Selected in the 2nd round, 40th overall in the 2010 Entry Draft. Traded to Montreal on 7/12/13 for Danny Kristo.)											
10, 8	Paul Thompson (LW)	1926-27–1930-31	217	35	32	67	150	24	3	2	5	38
	(Signed as a free agent on 10/12/26. Traded to Chicago on 9/27/31 for Art Somers and Vic Desjardins.)											
14, 7	Fred Thurier (C)	1944-45	50	16	19	35	14	—	—	—	—	—
44	Billy Tibbetts (RW)	2002-03	11	0	0	0	12	—	—	—	—	—
	(Signed as a free agent on 12/16/02. Left via free agency.)											
10	Esa Tikkanen (LW)	1992-93–1993-94; 1996-97; 1998-99	144	25	42	67	176	38	13	7	20	60
	(Acquired from Edmonton on 3/17/93 for Doug Weight. Traded to St. Louis on 7/24/94 with Doug Lidster for Petr Nedved. Acquired from Vancouver on 3/8/97 with Russ Courtnall for Sergei Nemchinov and Brian Noonan. Left via free agency. Signed as a free agent on 10/9/98. Left via free agency.)											
32, 6	Mark Tinordi (D)	1987-88	24	1	2	3	50	—	—	—	—	—
	(Signed as a free agent on 1/9/87. Traded to Minnesota on 10/11/88 with Paul Jerrard, Bret Barnett, Mike Sullivan, and a 1989 3rd round draft choice (Murray Garbutt) for Brian Lawton, Igor Liba, and Eric Bennett.)											
5	Jarred Tinordi (D)	2021-22	7	1	0	1	7	-	-	-	-	-
18	Walt Tkaczuk (C)	1967-68–1980-81	945	227	451	678	556	93	19	32	51	119
29, 32	Jeff Toms (LW)	2000-01–2001-02	53	8	5	13	10	—	—	—	—	—
	(Claimed off waivers from the Islanders on 1/13/01. Claimed off waivers by Pittsburgh on 3/16/02.)											
12	Zellio Toppazzini (RW)	1950-51–1951-52	71	15	14	29	31	—	—	—	—	—
20, 14	Wes Trainor (RW)	1948-49	17	1	2	3	6	—	—	—	—	—
42	John Tripp (RW)	2002-03	9	1	2	3	2	—	—	—	—	—
	(Signed as a free agent on 1/7/03. Left via free agency.)											
*16	Vincent Trocheck (C)	2022-23	82	22	42	64	58	7	1	0	1	14
14	Guy Trotter (RW)	1968-69	2	0	0	0	0	—	—	—	—	—
*8	Jacob Trouba (D)	2019-20–2022-23	271	28	80	108	234	30	1	5	6	31
	(Acquired from Winnipeg on 6/17/19 for Neal Pionk and a 2019 1st round draft choice (Ville Heinoala).)											
4	Rene Trudel (RW)	1945-46–1947-48	129	24	28	52	72	5	0	0	0	2
8	Darren Turcotte (C)	1988-89–1993-94	325	122	133	255	183	25	6	8	14	10
	(Selected in the 6th round, 114th overall, in the 1986 Entry Draft. Traded to Hartford on 11/2/93 with James Patrick for Steve Larmer, Nick Kypros, Barry Richter, and a 1994 6th round draft choice (Yuri Litvinov).)											
6	Dean Turner (D)	1978-79	1	0	0	0	0	—	—	—	—	—
	(Selected in the 3rd round, 44th overall, in the 1978 Amateur Draft. Traded to Colorado on 11/2/79 with Pat Hickey, Mike McEwen, Lucien DeBlois, and future considerations (the Nov. 12, 1979 loan of Dennis Owchar and Larry Skinner to New Haven (AHL) in exchange for Bobby Sheehan as well as Bob Crawford on Jan. 15, 1980) for Barry Beck.)											
17	Norm Tustlin (LW)	1941-42	18	2	4	6	0	—	—	—	—	—
37	Tony Tuzzolino (RW)	2000-01	6	0	0	0	5	—	—	—	—	—
	(Signed as a free agent on 2/10/01. Left via free agency.)											
51	Fedor Tyutin (D)	2003-04–2007-08	250	15	51	66	159	24	0	9	9	12
	(Selected in the 2nd round, 40th overall, in the 2001 Entry Draft. Traded to Columbus on 7/2/08 with Christian Backman for Nikolai Zherdev and Dan Fritsche.)											

# ALL-TIME PLAYER REGISTER

## REGULAR SEASON

## PLAYOFFS

NO.	NAME & POSITION	YEARS PLAYED	GP	G	A	PTS	PIM	GP	G	A	PTS	PIM
55	Igor Ulanov (D)	2001-02	39	0	6	6	53	—	—	—	—	—
(Signed as a free agent on 7/1/01. Traded to Florida on 3/18/02 with Filip Novak, a 2002 1st round draft choice (later traded), a 2002 2nd round draft choice (Rob Gjobke), and a 2003 4th round draft choice (later traded) for Pavel Bure and a 2002 2nd round draft choice (Lee Falardeau).)												
38	Jeff Ulmer (RW)	2000-01	21	3	0	3	8	—	—	—	—	—
(Signed as a free agent on 7/27/00. Traded to Ottawa on 6/29/01 with Jason Doig for Sean Gagnon.)												
53	Layne Ulmer (C)	2003-04	1	0	0	0	0	—	—	—	—	—
(Signed as free agent on 6/13/01. Left via free agency.)												
2, 5	Carol Vadnais (D)	1975-76–1981-82	485	56	190	246	690	54	5	16	21	65
(Acquired from Boston on 11/7/75 with Phil Esposito for Jean Ratelle, Brad Park, and Joe Zanusli. Claimed by New Jersey in NHL Waiver Draft on 10/4/82 (Rangers received Gaeme Nicolson as compensation in lieu of cash).)												
12, 11	Sparky Vail (D/F)	1928-29–1929-30	50	4	1	5	26	10	0	0	0	2
29	Darren Van Impe (D)	2001-02	17	1	0	1	12	—	—	—	—	—
(Claimed off waivers from Boston on 8/7/01. Claimed off waivers by Florida on 12/18/01.)												
37, 8	Ryan VandenBussche (RW)	1996-97–1997-98	27	2	0	2	68	—	—	—	—	—
(Signed as a free agent on 8/22/95. Traded to Chicago on 3/24/98 for Ryan Risidore.)												
36	Alexei Vasiliev (D)	1999-00	1	0	0	0	2	—	—	—	—	—
(Selected in the 5th round, 110th overall, in the 1995 Entry Draft. Traded to Nashville on 9/25/00 for future considerations.)												
77	Frank Vatrano (RW)	2021-22	22	8	5	13	6	20	5	8	13	13
17, 16	Pat Verbeek (RW)	1994-95–1995-96	88	51	46	97	147	21	7	12	19	32
(Acquired from Hartford on 3/23/95 for Glen Featherstone, Michael Stewart, a 1995 1st round draft choice (Jean-Sebastien Giguere), and a 1996 4th round draft choice (Steve Wasyliko). Left via free agency.)												
*26	Jimmy Vesey (LW)	2016-17–2018-19; 2022-23	321	61	54	115	87	19	1	5	6	19
(Signed as a free agent on 8/19/16. Traded to Buffalo on 7/1/19 for a 2021 3rd round draft choice (Jayden Grubbe; Signed as free agent in 2022).)												
40	Dennis Vial (D/LW)	1990-91	21	0	0	0	61	—	—	—	—	—
(Selected in the 6th round, 110th overall, in the 1988 Entry Draft. Traded to Detroit on 3/5/91 with Kevin Miller and Jim Cummins for Joe Kocur and Per Djoos.)												
8	Steve Vickers (LW)	1972-73–1981-82	698	246	340	586	330	68	24	25	49	58
(Selected in the 1st round, 10th overall, in the 1971 Amateur Draft. Retired following the 1981-82 season.)												
32	Terry Virtue (D)	1999-00	1	0	0	0	0	—	—	—	—	—
(Signed as a free agent on 7/29/99. Left via free agency.)												
39	Vladimir Vorobiev (RW)	1996-97–1997-98	31	7	7	14	12	—	—	—	—	—
(Selected in the 10th round, 240th overall, in the 1992 Entry Draft. Traded to Edmonton on 3/23/99 for Kevin Brown.)												
34	Aaron Voros (LW)	2008-09–2009-10	95	11	12	23	211	4	0	0	0	14
(Signed as a free agent on 7/1/08. Traded to Anaheim on 7/9/10 with Ryan Hillier for Steve Eminger.)												
11	Carl Voss (C)	1932-33	10	2	1	3	4	—	—	—	—	—
15	Frank "Deacon" Walte (C)	1930-31	17	1	3	4	4	—	—	—	—	—
36, 14	Gord Walker (LW)	1986-87–1987-88	19	2	4	6	21	—	—	—	—	—
(Selected in the 3rd round, 53rd overall, in the 1983 Entry Draft. Traded to Los Angeles on 1/21/88 with Mike Siltala for Joe Paterson.)												
25	Peter Wallin (RW)	1980-81–1981-82	52	3	14	17	14	14	2	6	8	6
(Signed as a free agent on 3/8/81. Returned to Sodertalje SK in Sweden following the 1982-83 season.)												
4	Aaron Ward (D)	2006-07	60	3	10	13	57	—	—	—	—	—
(Signed as a free agent on 7/3/06. Traded to Boston on 2/27/07 for Paul Mara.)												
12	Dixon Ward (RW)	2002-03	8	0	0	0	2	—	—	—	—	—
(Signed as a free agent on 10/1/02. Left via free agency.)												
14, 16	Jason Ward (RW)	2005-06–2006-07	127	14	24	38	70	1	0	0	0	2
(Signed as a free agent on 8/4/05. Traded to Los Angeles on 2/5/07 with Jan Marek, Marc-Andre Cliche, and a 2008 3rd round draft choice (later traded) for Sean Avery and John Seymour.)												
19	Eddie Wares (RW)	1936-37	2	2	0	2	0	—	—	—	—	—
15, 14	Billy Warwick (LW)	1942-43–1943-44	14	3	3	6	16	—	—	—	—	—
8	Grant Warwick (RW)	1941-42–1947-48	293	117	116	233	177	6	0	1	1	2
11, 15, 7	Phil Watson (RW)	1935-36–1942-43; 1944-45–1947-48	547	128	233	361	491	45	7	20	27	51
21	John "Chick" Webster (LW)	1949-50	14	0	0	0	4	—	—	—	—	—
39	Doug Weight (C)	1990-91–1992-93	118	23	47	70	78	8	2	2	4	0
(Selected in the 2nd round, 34th overall, in the 1990 Entry Draft. Traded to Edmonton on 3/17/93 for Esa Tikkanen.)												
32	Dale Weise (RW)	2010-11	10	0	0	0	19	—	—	—	—	—
(Selected in the 4th round, 111th overall, in the 2008 Entry Draft. Claimed off waivers by Vancouver on 10/4/11.)												
24	Jay Wells (D)	1991-92–1994-95	186	5	23	28	277	46	0	2	2	38
(Acquired from Buffalo on 3/9/92 for Randy Moller. Traded to St. Louis on 7/31/95 for Doug Lidster.)												
19	Len Wharton (D)	1944-45	1	0	0	0	0	—	—	—	—	—
41	Simon Wheeldon (C)	1987-88–1988-89	11	0	2	2	6	—	—	—	—	—
(Signed as a free agent on 9/8/86. Traded to Winnipeg on 7/9/90 for Brian McReynolds.)												
39, 17	Rob Whistle (D)	1985-86	32	4	2	6	10	3	0	0	0	2
(Signed as a free agent on 8/13/85. Traded to St. Louis on 5/28/87 with Tony McKegney for Bruce Bell and future considerations.)												
5, 19	Sherman White (C)	1946-47–1949-50	4	0	2	2	0	—	—	—	—	—
12	Todd White (C)	2010-11	18	1	1	2	2	—	—	—	—	—
(Acquired from Atlanta on 8/2/10 for Donald Brashear and Patrick Rissmiller. Retired following the 2010-11 season.)												
39	Trent Whitfield (C)	2001-02	1	0	0	0	0	—	—	—	—	—
(Claimed off waivers from Washington on 1/16/02. Claimed off waivers by Washington on 2/1/02.)												
14	Doug Wickenheiser (C)	1988-89	1	1	0	1	0	—	—	—	—	—
20	Juha Widing (C)	1969-70	44	7	7	14	10	—	—	—	—	—
24, 6	Jim Wiemer (D)	1984-85–1985-86	29	7	3	10	32	9	1	0	1	6
(Acquired from Buffalo on 12/6/84 with Steve Patrick for Dave Maloney and Chris Renaud. Traded to Edmonton on 10/2/86 with Reijo Ruotsalainen, Clark Donatelli, and Ville Kentala for Mike Golden, Don Jackson, Miloslav Horava, and future considerations (Stu Kulak - 3/10/87).)												
36	David Wilkie (D)	2000-01	1	0	0	0	2	—	—	—	—	—
(Signed as a free agent on 9/29/99. Left via free agency.)												
86	Jeremy Williams (RW)	2010-11	1	0	0	0	0	—	—	—	—	—
(Signed as a free agent on 7/12/10. Left via free agency.)												



ALL-TIME PLAYER REGISTER

NO.	NAME & POSITION	YEARS PLAYED	REGULAR SEASON					PLAYOFFS				
			GP	G	A	PTS	PIM	GP	G	A	PTS	PIM
17	Tom Williams (LW)	1971-72–1973-74	25	1	3	4	6	—	—	—	—	—
14	Bert Wilson (LW)	1973-74–1974-75	66	6	2	8	68	—	—	—	—	—
17	Carey Wilson (C)	1988-89–1989-90	82	30	51	81	102	14	3	3	6	2
(Acquired from Hartford on 12/26/88 with a 1990 5th round draft choice (Lubos Rob) for Don Maloney, Brian Lawton, and Norm Maciver. Traded to Hartford on 7/9/90 with a 1991 3rd round draft choice (Michael Nylander) for Jody Hull.)												
16	Johnny Wilson (LW)	1960-61–1961-62	96	25	15	40	38	6	2	2	4	4
22	Mike Wilson (D)	2002-03	1	0	0	0	0	—	—	—	—	—
(Acquired from Pittsburgh on 2/10/03 with Alexei Kovalev, Dan LaCouture, and Janne Laukkanen for Joel Bouchard, Richard Lintner, Mikael Samuelsson, and Rico Fata. Left via free agency.)												
15, 21	Chad Wiseman (LW)	2003-04–2005-06	5	1	1	2	4	1	0	0	0	2
(Acquired from San Jose on 8/12/03 for Nils Ekman. Left via free agency.)												
14, 29	Johan Wittehall (LW)	1998-99–2000-01	28	1	4	5	10	—	—	—	—	—
(Selected in the 8th round, 207th overall, in the 1998 Entry Draft. Claimed off waivers by Montreal on 1/12/01.)												
86	Wojtek Wolski (LW)	2010-11–2011-12	46	6	16	22	10	5	1	2	3	0
(Acquired from Phoenix on 1/10/11 for Michal Rozsival. Traded to Florida on 2/25/12 for Mike Vernace and a 2013 3rd round draft choice (later traded).)												
4	Robert Wood (D)	1950-51	1	0	0	0	0	—	—	—	—	—
6	Jeff Woywitka (D)	2011-12	27	1	5	6	8	—	—	—	—	—
(Claimed off waivers from Montreal on 10/6/11. Left via free agency.)												
14	Bill Wylie (C)	1950-51	1	0	0	0	0	—	—	—	—	—
93	Keith Yandle (D)	2014-15–2015-16	103	7	51	58	48	24	3	9	12	12
(Acquired from Arizona on 3/1/15 with Chris Summers and a 2016 4th round draft choice (Tarmo Reunanen) for John Moore, Anthony Duclair, a 2015 2nd round draft choice (later traded), and a 2016 1st round draft choice (later traded). Traded to Florida on 6/20/16 for a 2016 6th round draft choice (Tyler Walland and a 2017 4th round draft choice (later traded)).												
32	Harry York (C)	1997-98–1998-99	7	0	0	0	4	—	—	—	—	—
(Acquired from St. Louis on 3/24/98 for Mike Eastwood. Traded to Pittsburgh on 11/25/98 with Alexei Kovalev for Petr Nedved, Chris Tamer, and Sean Pronger.)												
18, 16	Mike York (C)	1999-00–2001-02	230	58	80	138	54	—	—	—	—	—
(Selected in the 6th round, 136th overall, in the 1997 Entry Draft. Traded to Edmonton on 3/19/02 with a 2002 4th round draft choice (Ivan Koltsov) for Tom Poti and Rem Murray.)												
39, 19	Tom Youngblades (RW)	1981-82	47	3	5	8	17	2	0	0	0	0
(Acquired from Minnesota on 10/30/81 for cash. Retired following the 1981-82 season.)												
31	Rob Zamuner (C)	1991-92	9	1	2	3	2	—	—	—	—	—
(Selected in the 3rd round, 45th overall, in the 1989 Entry Draft. Left via free agency.)												
24	Joe Zanussi (D)	1974-75	8	0	2	2	4	—	—	—	—	—
(Acquired from Detroit on 5/25/72 with a 1972 1st round draft choice (Al Blanchard) for Gary Doak and Rick Newell. Traded to Boston on 11/7/75 with Jean Ratelle and Brad Park for Phil Esposito and Carol Vadnais.)												
13	Nikolai Zherdev (RW)	2008-09	82	23	35	58	39	7	0	0	0	2
(Acquired from Columbus on 7/2/08 with Dan Fritzsche for Fedor Tyutin and Christian Backman. Left via free agency.)												
*93	Mika Zibanejad (C)	2016-17–2022-23	486	204	251	455	141	42	14	25	39	10
(Acquired from Ottawa on 7/18/16 with a 2018 2nd round draft choice (later traded) for Derick Brassard and a 2018 7th round draft choice (Luke Loheit).)												
21	Sergei Zubov (D)	1992-93–1994-95	165	30	126	156	61	32	8	22	30	2
(Selected in the 5th round, 85th overall, in the 1990 Entry Draft. Traded to Pittsburgh on 8/31/95 with Petr Nedved for Ulf Samuelsson and Luc Robitaille.)												
36	Mats Zuccarello (RW)	2010-11–2011-12; 2012-13–2018-19	509	113	239	352	215	60	11	20	31	46
(Signed as a free agent on 5/26/10. Left via free agency. Signed as a free agent on 3/28/13. Traded to Dallas on 2/23/19 for a 2019 2nd round draft choice (Matthew Robertson) and a 2020 3rd round draft choice (Oliver Tarnstrom).)												

\* Denotes players currently in Rangers organization

# ALL-TIME GOALTENDING REGISTER

## REGULAR SEASON

## PLAYOFFS

NO.	NAME	YEARS PLAYED	W-L-T/OT	GP	MINS	GA	GAA	SO	W-L-T	GP	MINS	GA	GAA	SO
1, 0	Andy Aitkenhead	1932-33–1934-35	47-43-16	106	6570	257	2.35	11	6-2-2	10	608	15	1.48	3
1	Lorne Anderson	1951-52	1-2-0	3	180	18	6.00	0	–	–	–	–	–	–
31	Hardy Astrom	1977-78	2-2-0	4	240	14	3.50	0	–	–	–	–	–	–
31	Alex Auld	2009-10	0-1-0	3	119	5	2.53	0	–	–	–	–	–	–
(Claimed off waivers from Dallas on 2/27/10. Left via free agency.)														
35	Steve Baker	1979-80–1982-83	20-20-11	57	3075	190	3.71	3	7-7	14	824	55	4.01	0
1	Gordie Bell	1955-56	–	–	–	–	–	–	1-1	2	120	9	4.50	0
1	Bill Beveridge	1942-43	4-10-3	17	1020	89	5.24	1	–	–	–	–	–	–
43	Martin Biron	2010-11–2013-14	22-15-3	46	2554	105	2.47	2	–	–	–	–	–	–
(Signed as a free agent on 7/1/10. Retired on 10/20/13.)														
31	Dan Blackburn	2001-02–2002-03	20-32-4	63	3500	188	3.22	1	–	–	–	–	–	–
(Selected in the 1st round, 10th overall, in the 2001 Entry Draft. Retired on 9/25/05 due to injury.)														
1	Lionel Bouvrette	1942-43	0-1-0	1	60	6	6.00	0	–	–	–	–	–	–
1	Johnny Bower	1953-54–1954-55;	–	–	–	–	–	–	–	–	–	–	–	–
		1956-57	31-35-11	77	4620	197	2.56	5	–	–	–	–	–	–
1	Steve Buzinski	1942-43	2-6-1	9	560	55	5.89	0	–	–	–	–	–	–
2, 1	Lorne Chabot	1926-27–1927-28	41-25-14	81	5077	138	1.63	21	2-3-2	8	488	11	1.35	2
34, 39	Dan Cloutier	1997-98–1998-99	10-13-4	34	1648	72	2.62	0	–	–	–	–	–	–
(Selected in the 1st round, 26th overall, in the 1994 Entry Draft. Traded to Tampa Bay on 6/26/99 with Niklas Sundstrom and 2000 1st (Nikita Alexeev) and 3rd (Igor Radulov) round draft choices for a 1999 1st round draft choice (Pavel Brendl).)														
35, 00,	John Davidson	–	–	–	–	–	–	–	–	–	–	–	–	–
30	–	1975-76–1982-83	93-90-25	222	12425	742	3.58	7	16-13	30	1795	73	2.44	1
15	Bob Decourcy	1947-48	0-1-0	1	30	6	12.29	0	–	–	–	–	–	–
30	Dave Dryden	1961-62	0-1-0	1	40	3	4.55	0	–	–	–	–	–	–
30	Mike Dunham	2002-03–2003-04	35-47-11	100	5615	253	2.70	7	–	–	–	–	–	–
(Acquired from Nashville for Rem Murray, Tomas Kloucek and Marek Zidlicky on 12/12/02. Left via free agency.)														
1	Emile Francis	1948-49–1951-52	7-10-4	22	1280	67	3.14	0	–	–	–	–	–	–
1	Jimmy Franks	1942-43	5-14-4	23	1380	103	4.48	0	–	–	–	–	–	–
33	Bob Froese	1986-87–1989-90	36-43-8	98	5343	324	3.64	1	1-3	6	236	18	4.57	0
(Acquired from Philadelphia on 12/18/86 for Kjell Samuelsson and a 1989 2nd round draft choice (Patrick Juhlin). Retired following the 1989-90 season.)														
1	Bruce Gamble	1958-59	0-3-0	3	180	11	3.67	0	–	–	–	–	–	–
1	Bert Gardiner	1935-36; 1938-39	1-0-0	1	60	1	1.00	0	3-3	6	434	12	1.66	0
90, 40	Alexander Georgiev	2017-18–2021-22	58-48-11	129	7000	343	2.94	8	0-1	2	59	2	2.04	0
(Signed as a free agent on 7/19/17. Traded to Colorado on 7/7/22 for three draft picks)														
30, 1	Ed Glacomini	1965-66–1975-76	267-172-89	539	31540	1438	2.74	49	29-35	65	3817	180	2.83	1
33, 30	Gilles Gratton	1976-77	11-18-7	41	2030	143	4.23	0	–	–	–	–	–	–
41	Jaroslav Halak	2022-23	10-9-5	25	1453	66	2.72	1	–	–	–	–	–	–
75	Brandon Halverson	2017-18	0-0-0	1	13	1	4.78	0	–	–	–	–	–	–
(Selected in the 2nd round, 59th overall, in the 2014 Entry Draft. Left via free agency.)														
1	Glen Hanlon	1982-83–1985-86	56-56-13	138	7666	473	3.70	1	2-7	12	609	38	3.74	1
30	Glenn Healy	1993-94–1996-97	40-44-18	113	6178	287	2.79	6	2-1	7	298	14	2.82	0
(Acquired from Tampa Bay on 6/25/93 for the return of Tampa Bay's 1993 3rd round draft choice (Allan Egeland), acquired in a previous trade. Left via free agency.)														
31	Guy Hebert	2000-01	5-7-1	13	735	42	3.43	0	–	–	–	–	–	–
(Claimed off waivers from Anaheim on 3/7/01. Retired following the 2000-01 season.)														
45	Magnus Helberg	2015-16–2016-17	1-0-0	3	99	4	2.44	0	–	–	–	–	–	–
(Acquired from Nashville on 7/1/15 for a 2017 6th round draft choice (Pavel Koltygin). Left via free agency.)														
1, 20	Jim Henry	1941-42; 1945-46–1947-48	47-44-17	108	6522	343	3.16	4	2-4	6	360	13	2.17	1
31	Corey Hirsch	1992-93	1-2-1	4	224	14	3.75	0	–	–	–	–	–	–
(Selected in the 8th round, 166th overall, in the 1991 Entry Draft. Traded to Vancouver on 4/7/95 for Nathan LaFayette.)														
32, 33	Milan Hnilicka	1999-00	0-1-0	2	87	5	3.48	0	–	–	–	–	–	–
(Signed as a free agent on 7/15/99. Left via free agency.)														
32, 40	Johan Holmqvist	2000-01–2002-03	0-3-0	4	167	12	4.32	0	–	–	–	–	–	–
(Selected in the 7th round, 175th overall, in the 1997 Entry Draft. Traded to Minnesota on 3/11/03 for Lawrence Nycholat.)														
40	Chris Holt	2005-06	0-0-0	1	11	0	0.00	0	–	–	–	–	–	–
(Selected in the 6th round, 180th overall, in the 2003 Entry Draft. Left via free agency.)														
32	Adam Huska	2021-22	0-1-0	1	60	7	7.04	0	–	–	–	–	–	–
1	Percy Jackson	1934-35	0-1-0	1	60	8	8.00	0	–	–	–	–	–	–
29	Chad Johnson	2009-10–2010-11	1-2-1	6	301	13	2.59	0	–	–	–	–	–	–
(Acquired from Pittsburgh on 6/27/09 for a 5th round draft choice in the 2009 Entry Draft (Andy Bathgate). Left via free agency.)														
1	Dave Kerr	1934-35–1940-41	157-110-57	324	20238	697	2.07	40	17-13-2	32	2136	56	1.57	7
71	Keith Kinkaid	2020-21-2021-22	4-2-1	10	546	23	2.53	1	–	–	–	–	–	–
(Signed as a free agent on 10/9/20. Left in free agency.)														
44	Terry Kleisinger	1985-86	0-2-0	4	191	14	4.42	0	–	–	–	–	–	–
30	Julian Klumkiw	1958-59	0-0-0	1	19	2	6.37	0	–	–	–	–	–	–
34	Jason LaBarbera	2000-01; 2003-04	1-2-0	5	209	16	4.61	0	–	–	–	–	–	–
(Selected in the 3rd round, 66th overall, in the 1998 Entry Draft. Left via free agency.)														
31	Jean-Francois Labbe	1999-00	0-1-0	1	60	3	3.00	0	–	–	–	–	–	–
(Signed as a free agent 7/16/98. Traded to Columbus on 11/9/00 for Bert Robertsson.)														
0	Harry Lumley	1943-44	0-0-0	1	20	0	0.00	0	–	–	–	–	–	–
30	Henrik Lundqvist	2005-06–2019-20	459-310-96	887	51816	2101	2.43	64	61-67	130	7935	304	2.30	10
(Selected in the 7th round, 205th overall, in the 2000 Entry Draft. Contract bought out on 9/30/20.)														
1, 30	Cesare Maniago	1965-66–1966-67	9-15-5	34	1830	108	3.54	2	–	–	–	–	–	–
40	Jussi Markkanen	2003-04	8-12-1	26	1245	53	2.56	2	–	–	–	–	–	–
(Acquired from Edmonton on 6/30/03 with a 2004 4th round draft choice (later traded) for the rights to Brian Leetch. Traded to Edmonton on 3/3/04 with Petr Nedved for Dwight Helminen, Steve Valiquette and a 2004 2nd round draft choice (Dane Byers).)														
1	Ken McAuley	1943-44–1944-45	17-64-15	96	5740	537	5.61	1	–	–	–	–	–	–
1, 0	Jack McCartan	1959-60–1960-61	2-7-3	12	680	42	3.71	1	–	–	–	–	–	–
31	Peter McDuffe	1972-73–1973-74	4-2-1	7	400	19	2.85	0	–	–	–	–	–	–

# ALL-TIME GOALTENDING REGISTER

NO.	NAME	YEARS PLAYED	REGULAR SEASON						PLAYOFFS					
			W-L-T/OT	GP	MINS	GA	GAA	SO	W-L-T	GP	MINS	GA	GAA	SO
30	Kirk McLean	1999-00–2000-01	15-18-5	45	2426	129	3.19	0	—	—	—	—	—	—
	(Signed as a free agent on 7/13/99. Retired following the 2000-01 season.)													
33	Jamie McLennan	2003-04	1-3-0	4	244	12	2.96	0	—	—	—	—	—	—
	(Acquired from Calgary on 3/6/04 with Blair Betts and Greg Moore for Chris Simon and a 2004 7th round draft choice (Matt Schneider). Left via free agency.)													
1	Joe Miller	1927-28	—	—	—	—	—	—	2-1	3	180	3	1.00	1
41	Ed Mio	1981-82–1982-83	29-24-11	66	3861	225	3.50	2	9-6	16	919	60	3.92	0
31	Jason Muzzatti	1997-98	0-3-2	6	313	17	3.26	0	—	—	—	—	—	—
	(Acquired from Carolina on 8/8/97 for a 1998 4th round draft choice (Tommy Westlund). Traded to San Jose on 3/24/98 for Rich Brennan.)													
30	Dan Olesievich	1961-62	0-0-1	1	30	2	4.12	0	—	—	—	—	—	—
1, 23	Marcel Paille	1957-58–1962-63; 1964-65	32-52-22	107	6341	362	3.43	2	—	—	—	—	—	—
16	Lester Patrick	1927-28	—	—	—	—	—	—	1-0	1	36	1	1.71	0
31	Ondrej Pavelec	2017-18	4-9-1	19	904	46	3.05	1	—	—	—	—	—	—
	(Signed as a free agent on 7/1/17. Retired following the 2017-18 season.)													
30	Marcel Pelletier	1962-63	0-1-0	2	39	3	4.62	0	—	—	—	—	—	—
1, 23	Jacques Plante	1963-64–1964-65	32-53-12	98	5836	329	3.38	5	—	—	—	—	—	—
32	Antti Raanta	2015-16–2016-17	27-14-4	55	2768	104	2.25	5	0-1	3	94	4	2.56	0
	(Acquired from Chicago for Ryan Haggerty on 6/27/15. Traded to Arizona on 6/23/17 with Derek Stepan for Tony DeAngelo and a 1st round pick in the 2017 Entry Draft (Lias Andersson).)													
34	Jamie Ram	1995-96	0-0-0	1	27	0	0.00	0	—	—	—	—	—	—
	(Selected in the 10th round, 213th overall, in the 1991 Entry Draft. Left via free agency.)													
1	Chuck Rayner	1945-46–1952-53	123-179-73	377	22548	1118	2.98	24	9-9	18	1135	46	2.43	1
35	Mike Richter	1988-89–2002-03	301-258-73	666	38185	1840	2.89	24	41-33	76	4514	202	2.68	9
	(Selected in the 2nd round, 28th overall, in the 1985 Entry Draft. Retired following the 2002-03 season.)													
31	Curt Ridley	1974-75	1-1-0	2	81	7	5.19	0	—	—	—	—	—	—
1	John Ross Roach	1928-29–1931-32	80-63-37	180	11300	407	2.16	30	9-10-1	21	1420	43	1.82	5
1	Al Rollins	1959-60	3-4-3	10	600	31	3.10	0	—	—	—	—	—	—
30	Terry Sawchuk	1969-70	3-1-2	8	412	20	2.91	1	0-1	3	80	6	4.51	0
0	Joe Schaefer	1959-60–1960-61	0-2-0	2	90	8	5.39	0	—	—	—	—	—	—
35, 31	Ron Scott	1983-84; 1985-86–1987-88	3-7-4	16	794	51	3.86	0	—	—	—	—	—	—
*31	Igor Shesterkin	2019-20–2022-23	99-42-15	158	9150	362	2.37	11	13-14	28	1668	68	2.45	0
	(Selected in the 4th round, 118th overall, in the 2014 Entry Draft.)													
30	Don Simmons	1965-66; 1967-68–1968-69	4-10-4	22	1056	61	3.47	0	—	—	—	—	—	—
70	MacKenzie Skapski	2014-15	2-0-0	2	119	1	0.50	1	—	—	—	—	—	—
	(Selected in the 6th round, 170th overall, in the 2013 Entry Draft. Left via free agency.)													
31, 1,	Doug Soetaert	1975-76–1980-81;												
33		1986-87	35-40-15	103	5522	372	4.04	1	—	—	—	—	—	—
1	Doug Stevenson	1944-45	0-4-0	4	240	20	5.00	0	—	—	—	—	—	—
33	Cam Talbot	2013-14–2014-15	33-15-5	57	3306	110	2.00	8	0-1	2	47	2	2.59	0
	(Signed as a free agent on 3/30/10. Traded to Edmonton on 6/27/15 with a 7th round pick in the 2015 Entry Draft (Ziyat Paigin) for a 2nd round pick in the 2015 Entry Draft (later traded), a 3rd round pick in the 2015 Entry Draft (Sergey Zborovskiy), and a 7th round pick in the 2015 Entry Draft (Adam Huska).)													
25	Dave Tatarny	1976-77	1-1-0	2	80	10	7.50	0	—	—	—	—	—	—
1	Wayne Thomas	1977-78–1980-81	34-43-11	94	5275	320	3.64	5	0-1	1	60	4	4.00	0
45, 40	Steve Valiquette	2003-04; 2006-07–2009-10	14-14-5	39	2048	95	2.78	4	0-0	2	40	0	0.00	0
	(Acquired from Edmonton with Dwight Helminen and a 2004 2nd round draft choice for Petr Nedved and Jussi Markkanen on 3/3/04. Left via free agency. Signed as a free agent on 7/1/06. Left via free agency.)													
34	John Vanbiesbrouck	1981-82;												
		1983-84–1992-93	200-177-47	449	25361	1457	3.45	16	13-20	38	1935	105	3.26	2
	(Selected in the 4th round, 72nd overall, in the 1981 Entry Draft. Traded to Vancouver for future considerations (Doug Lidster) on 6/20/93.)													
1, 23,	Gilles Villemure	1963-64; 1967-68–1968-69;												
30		1970-71–1974-75	98-53-23	184	10455	457	2.62	13	5-5	13	653	32	2.94	0
80	Kevin Weekes	2005-06–2006-07	18-20-5	46	2612	134	3.08	0	0-1	1	60	4	4.01	0
	(Signed as a free agent on 8/26/04. Left via free agency.)													
31	Steve Weeks	1980-81–1983-84	42-33-14	94	5306	339	3.83	1	1-2	5	141	10	4.27	0
31, 1	Dunc Wilson	1974-75–1975-76	6-11-3	23	1256	89	4.25	0	—	—	—	—	—	—
1	Hal Winkler	1926-27	3-4-1	8	473	13	1.65	2	—	—	—	—	—	—
1	Gump Worsley	1952-53; 1954-55–1962-63	204-270-101	581	34610	1753	3.04	24	5-15	20	1243	84	4.05	0
31	Vitali Yermeyev	2000-01	0-4-0	4	213	16	4.52	0	—	—	—	—	—	—
	(Selected in the 9th round, 209th overall, in the 1994 Entry Draft. Left via free agency.)													
31	Matt Zaba	2009-10	0-0-0	1	34	2	3.56	0	—	—	—	—	—	—
	(Signed as a free agent on 8/20/07. Left via free agency.)													

\* Denotes players currently in Rangers organization

\*\*\* From 1999-00 through 2003-04, goaltenders were charged with a loss if their team lost in overtime, even though the team was not credited with a loss. Beginning in 2005-06, goaltenders were no longer charged with a loss if the team lost in overtime or a shootout, instead receiving a mark in the "OT" column. For career records, this statistic is incorporated in the third column, in addition.

# RANGERS ALL-TIME JERSEY NUMBERS

0

PLAYER	YEAR(S) WORN
Andy Aitkenhead	1933-34*
Harry Lumley	1943-44*
Joe Schaefer	1959-60 – 1960-61*
Jack McCartan	1960-61*

00

PLAYER	YEAR(S) WORN
John Davidson	1976-77 – 1977-78

1



Number retired for Ed Giacomin  
on Mar. 15, 1989

PLAYER	YEAR(S) WORN
Hal Winkler	1926-27
Lorne Chabot	1927-28
Joe Miller	1927-28
John Ross Roach	1928-29 – 1931-32
Andy Aitkenhead	1932-33 – 1934-35
Danny Cox	1933-34*
Percy Jackson	1934-35
Dave Kerr	1934-35 – 1940-41
Bert Gardiner	1935-36; 1938-39
Jim Henry	1941-42; 1946-47 – 1947-48
Steve Buzinski	1942-43
Jimmy Franks	1942-43
Bill Beveridge	1942-43
Lionel Bouvrette	1942-43
Ken McAuley	1943-44 – 1944-45
Doug Stevenson	1944-45
Chuck Rayner	1945-46 – 1952-53
Emile Francis	1948-49 – 1951-52
Lorne Anderson	1951-52
Gump Worsley	1952-53; 1954-55 – 1962-63
Johnny Bower	1953-54 – 1954-55; 1956-57
Gordie Bell	1955-56
Marcel Paille	1957-58 – 1962-63
Bruce Gamble	1958-59
Al Rollins	1959-60
Jack McCartan	1959-60 – 1960-61
Jacques Plante	1963-64 – 1964-65
Gilles Villeneuve	1963-64
Ed Giacomin	1965-66 – 1975-76
Cesare Maniago	1965-66
Dunc Wilson	1975-76
Doug Soetaert	1976-77; 1980-81; 1986-87
Wayne Thomas	1977-78 – 1980-81
Glen Hanlon	1982-83 – 1985-86

2



Number retired for Brian Leetch  
on Jan. 24, 2008

PLAYER	YEAR(S) WORN
Lorne Chabot	1926-27
Alex Gray	1927-28
Leo Bourgeault	1928-29 – 1930-31
Joe Jerwa	1930-31

PLAYER	YEAR(S) WORN
Earl Seibert	1931-32 – 1934-35
Vern Ayres	1935-36
Babe Pratt	1935-36 – 1936-37
Art Coulter	1937-38 – 1941-42
Alf Pike	1942-43
Tom Dewar	1943-44
John Mahaffy	1943-44
Kilby MacDonald	1944-45
Muzz Patrick	1945-46
Hal Laycoe	1945-46 – 1946-47
Frank Eddolls	1947-48 – 1951-52
Jack Evans	1951-52
Jim Ross	1952-53
Ivan Irwin	1953-54 – 1955-56
Bill Gadsby	1955-56*
Larry Cahan	1956-57 – 1958-59
Jack Bowness	1958-59; 1959-60
Ian Cushenan	1959-60
Jim Morrison	1960-61
John Hanna	1960-61
Doug Harvey	1961-62 – 1963-64
Mike McMahon Jr.	1963-64
Ron Ingram	1964-65
Bob Plager	1964-65
Wayne Hillman	1964-65 – 1967-68
Brad Park	1968-69 – 1975-76
Carol Vadnais	1975-76
Larry Sacharuk	1976-77
Larry Huras	1976-77
Tim Bothwell	1978-79
Andre Dore	1978-79
Jocelyn Guevremont	1979-80
Tom Laidlaw	1980-81 – 1986-87
Brian Leetch	1987-88 – 2003-04

3



Number retired for Harry Howell  
on Feb. 22, 2009

PLAYER	YEAR(S) WORN
Ivan "Ching" Johnson	1926-27 – 1929-30; 1930-31
Leo Reise Sr.	1929-30
Ott Heller	1937-38 – 1945-46
Jean-Paul Lamirande	1946-47
Harry "Huddy" Bell	1946-47
Fred Shero	1947-48 – 1949-50
Fern Perreault	1947-48
Herb Foster	1947-48
Jack Lancien	1950-51
Jack Evans	1950-51
Harry Howell	1952-53 – 1968-69
Ivan Irwin	1955-56*
Tim Horton	1969-70 – 1970-71
Gary Doak	1971-72
Ron Harris	1972-73 – 1975-76
Dave Farrish	1976-77 – 1978-79
Barry Beck	1979-80 – 1982-83

## RANGERS ALL-TIME JERSEY NUMBERS

PLAYER	YEAR(S) WORN
Scot Kleinendorst	1982-83 – 1983-84
James Patrick	1983-84 – 1993-94
Chris Tamer	1998-99
Stan Neckar	1998-99
Kim Johnsson	1999-00 – 2000-01
Tom Poti	2001-02 – 2003-04
Michal Rozsival	2005-06 – 2008-09

4

PLAYER	YEAR(S) WORN
Clarence "Taffy" Abel	1926-27 – 1928-29
Harry "Yip" Foster	1929-30
Bill Regan	1929-30
Frank Peters	1930-31
Hib Milks	1931-32
Alex "Babe" Siebert	1932-33 – 1933-34
Vic Ripley	1933-34 – 1934-35
Harold Starr	1934-35 – 1935-36
Alex Shibicky	1935-36 – 1941-42; 1945-46
Gordon Davidson	1942-43 – 1943-44
Bob Dill	1943-44 – 1944-45
Rene Trudell	1945-46 – 1947-48
Dunc Fisher	1947-48
Wally Stanowski	1948-49 – 1950-51
Robert Wood	1950-51
Hy Buller	1951-52 – 1953-54
Bill Gadsby	1954-55 – 1960-61
Harry Howell	1955-56*
Albert Langlois	1961-62 – 1963-64
Ron Ingram	1963-64 – 1964-65
Arnie Brown	1964-65 – 1970-71
Larry Brown	1970-71
Mike McMahon Jr.	1971-72
Randy Legge	1972-73
Bert Marshall	1972-73
Larry Sacharuk	1973-74
Derek Sanderson	1974-75
Ron Greschner	1974-75 – 1989-90
Kevin Lowe	1992-93 – 1995-96
Maxim Galanov	1997-98
Chris Tamer	1998-99
Kevin Hatcher	1999-00
Brad Brown	2000-01
Mike Mottau	2001-02
Greg de Vries	2003-04
Aaron Ward	2006-07
Erik Reitz	2008-09
Michael Del Zotto	2009-10 – 2013-14
Raphael Diaz	2013-14
Michael Kostka	2014-15
Adam Clendening	2016-17
Braden Schneider	2022-23

5

PLAYER	YEAR(S) WORN
Bill Cook	1926-27 – 1936-37
Mac Colville	1937-38 – 1941-42; 1945-46
Joe Bell	1942-43
Gus Mancuso	1942-43

PLAYER	YEAR(S) WORN
Charlie Sands	1943-44
Roger Leger	1943-44
Lloyd Mohns	1943-44
Hank Damore	1943-44
Max Labovitch	1943-44
Tony Demers	1943-44
Fred Hunt	1944-45
Sherman White	1946-47
Mel Read	1946-47
Buddy O'Connor	1947-48 – 1950-51
Jim Conacher	1951-52
Leo Reise Jr.	1952-53 – 1953-54
Lou Fontinato	1954-55; 1955-56*
Ron Howell	1954-55
Bill Ezinicki	1954-55
Jack Evans	1955-56 – 1957-58
Eddie Shack	1958-59 – 1959-60
Bill Sweeney	1959-60
Don Johns	1960-61
Jean Ratelle	1960-61
Larry Cahan	1961-62 – 1964-65
Ulf Sterner	1964-65
Doug Robinson	1964-65 – 1965-66
Bernie Geoffrion	1966-67 – 1967-68
Dale Rolfe	1970-71 – 1974-75
Larry Sacharuk	1975-76
Phil Esposito	1975-76
Carol Vadnais	1976-77 – 1981-82
Barry Beck	1982-83 – 1985-86
Jari Gronstrand	1987-88
Normand Rochefort	1988-89 – 1991-92
Peter Andersson	1992-93 – 1993-94
Mattias Norstrom	1993-94 – 1994-95
Ulf Samuelsson	1995-96 – 1998-99
Stephane Quintal	1999-00
Dale Purinton	2000-01 – 2003-04
Matt Cullen	2006-07
Dan Girardi	2007-08 – 2016-17
Jarred Tinordi	2021-22
Ben Harpur	2022-23

6

PLAYER	YEAR(S) WORN
Fred "Bun" Cook	1926-27 – 1935-36
Neil Colville	1936-37 – 1941-42; 1945-46
Bob Kirkpatrick	1942-43
Archie Fraser	1943-44
Roger Leger	1943-44
Bucko McDonald	1943-44 – 1944-45
Guy Labrie	1944-45
Pat Egan	1949-50 – 1950-51
Steve Kraftcheck	1951-52 – 1952-53
Bob Chrystal	1953-54 – 1954-55
Charles "Pete" Conacher Jr.	1955-56
Bruce Cline	1956-57
Ivan Irwin	1957-58
John Hanna	1958-59 – 1959-60
Eddie Shack	1960-61
Pat Hannigan	1960-61 – 1961-62

# RANGERS ALL-TIME JERSEY NUMBERS

PLAYER	YEAR(S) WORN
Bronco Horvath	1962-63
Bryan Hextall Jr.	1962-63
Don Johns	1963-64 – 1964-65
Bob Plager	1964-65
Bill Taylor Jr.	1964-65
Marc Dufour	1964-65
Ted Taylor	1964-65
Gordon Labossiere	1964-65
Sandy Fitzpatrick	1964-65
Mike McMahon Jr.	1964-65 – 1965-66
Dick Meissner	1964-65
Al MacNeil	1966-67
Al Hamilton	1967-68 – 1969-70
Bob Jones	1968-69
Bob Blackburn	1968-69
Syl Apps Jr.	1970-71
Glen Sather	1970-71 – 1973-74
Gilles Marotte	1973-74 – 1975-76
Doug Jarrett	1976-77
Don Awrey	1977-78
Mike Korney	1978-79
Dean Turner	1978-79
Bobby Sheehan	1978-79
Tim Bothwell	1979-80 – 1980-81; 1981-82
Jere Gillis	1980-81 – 1981-82
Bill Baker	1982-83
Larry Patey	1983-84 – 1984-85
Mike McEwen	1985-86
Jim Wiemer	1985-86
Curt Giles	1986-87 – 1987-88
Mark Tinordi	1987-88
Ken Hammond	1988-89
Dean Kennedy	1988-89
Miloslav Horava	1988-89 – 1990-91
Joe Cirella	1991-92 – 1992-93
Doug Lidster	1993-94; 1995-96 – 1997-98
Glen Featherstone	1994-95
Manny Malhotra	1998-99 – 2001-02
Darius Kasparaitis	2002-03 – 2006-07
Wade Redden	2008-09 – 2009-10
Jeff Woywitka	2011-12
Anton Stralman	2012-13 – 2013-14
Dylan McIlrath	2015-16 – 2016-17
Zac Jones	2020-21 – 2022-23

7

Number retired for Rod Gilbert  
on Oct. 14, 1979

PLAYER	YEAR(S) WORN
Frank Boucher	1926-27 – 1936-37;
Phil Watson	1937-38 – 1942-43; 1944-45
Fred Thurier	1944-45
Don Raleigh	1948-49 – 1955-56
Red Sullivan	1956-57 – 1960-61
Jean-Guy Gendron	1961-62
Rod Gilbert	1962-63 – 1977-78

8

PLAYER	YEAR(S) WORN
Bill Boyd	1926-27 – 1928-29
Paul Thompson	1929-30 – 1930-31
Norm "Dutch" Gainor	1931-32
Cecil Dillon	1932-33 – 1938-39
Dutch Hiller	1939-40 – 1940-41
Grant Warwick	1941-42 – 1947-48
Henry Dyck	1943-44
Kilby MacDonald	1943-44
Bill Taylor Sr.	1947-48
Larry Kwong	1947-48
Buck Davies	1947-48
Moe Morris	1948-49
Allan Stanley	1948-49 – 1954-55
Pentti Lund	1949-50
Lou Fontinato	1954-55 – 1960-61
Dave Creighton	1955-56*
Jack Bownass	1961-62
Dave Balon	1961-62 – 1962-63
Howie Glover	1963-64
Bob Nevin	1964-65 – 1970-71
Pierre Jarry	1971-72
Jim Dorey	1971-72
Steve Vickers	1972-73 – 1981-82
Robbie Ftorek	1982-83 – 1984-85
Kjell Samuelsson	1985-86
Walt Poddubny	1986-87 – 1987-88
Darren Turcotte	1988-89 – 1993-94
Joby Messier	1993-94
Jean-Yves Roy	1994-95
Pat Flatley	1996-97
Ryan VandenBussche	1997-98
Brad Smyth	1997-98
Jan Mertzig	1998-99
Michal Grosek	2000-01 – 2001-02
Ted Donato	2002-03
Marek Malik	2005-06 – 2007-08
Brandon Prust	2009-10 – 2011-12
Darroll Powe	2012-13 – 2013-14
Kevin Klein	2013-14 – 2016-17
Cody McLeod	2017-18 – 2018-19
Jacob Trouba	2019-20 – 2022-23

9



Number retired for Adam Graves on Feb. 3, 2009;  
Number retired for Andy Bathgate on Feb. 22,



PLAYER	YEAR(S) WORN
Murray Murdoch	1926-27 – 1936-37
Lynn Patrick	1937-38 – 1942-43; 1945-46
Don Raleigh	1943-44; 1947-48
Fern Gauthier	1943-44
Walt Atanas	1944-45
Alf Pike	1946-47
Pentti Lund	1948-49 – 1950-51
Vic Howe	1950-51
Paul Ronty	1951-52 – 1954-55
Charles "Pete" Conacher Jr.	1954-55

# RANGERS ALL-TIME JERSEY NUMBERS

PLAYER	YEAR(S) WORN
Andy Bathgate	1955-56 – 1963-64
Dick Duff	1963-64 – 1964-65
Larry Mickey	1965-66
Reg Fleming	1965-66 – 1968-69
Real Lemieux	1969-70
Don Blackburn	1969-70 – 1970-71
Phil Goyette	1971-72
Gene Carr	1972-73 – 1973-74
Rick Middleton	1974-75 – 1975-76
Wayne Dillon	1976-77 – 1977-78
Mike McDougal	1978-79
Doug Sulliman	1979-80 – 1980-81
Rob McClanahan	1981-82 – 1983-84
Dave Gagner	1984-85 – 1986-87
Ulf Dahlen	1987-88 – 1989-90
Bernie Nicholls	1989-90 – 1991-92
Adam Graves	1991-92 – 2000-01
Pavel Bure	2001-02 – 2002-03

10

PLAYER	YEAR(S) WORN
Paul Thompson	1926-27 – 1928-29
Butch Keeling	1929-30 – 1937-38
Clint Smith	1938-39 – 1942-43
Art Strobel	1943-44
Ozzie Aubuchon	1943-44
Hal Cooper	1944-45
Bill Moe	1944-45
Jack Mann	1944-45
Edgar Laprade	1945-46 – 1954-55
Jack Gordon	1948-49
Andy Bathgate	1952-53
Aggie Kukulowicz	1952-53
Mike Labadie	1952-53
Ron Murphy	1952-53; 1955-56*
Max Bentley	1953-54
Jean-Guy Gendron	1955-56 – 1957-58
Earl Ingarfield	1958-59 – 1966-67
Parker MacDonald	1959-60
Art Stratton	1959-60
Jean Ratelle	1960-61
Larry Jeffrey	1967-68 – 1968-69
Bill Fairbairn	1969-70 – 1976-77
Wayne Dillon	1976-77
Ron Duguay	1977-78 – 1982-83
Pierre Larouche	1983-84 – 1984-85; 1986-87
Kelly Miller	1985-86
Guy Lafleur	1988-89
Dave Archibald	1989-90
Steven Rice	1990-91
Esa Tikkanen	1992-93 – 1993-94; 1996-97;
Petr Nedved	1994-95
Marc Savard	1997-98
Todd Harvey	1999-00
Sandy McCarthy	2000-01 – 2002-03;
Garth Murray	2003-04
Ville Nieminen	2005-06

PLAYER	YEAR(S) WORN
Nigel Dawes	2006-07 – 2008-09
Marian Gaborik	2009-10 – 2012-13
JT. Miller	2013-14 – 2017-18
Artemi Panarin	2019-20 – 2022-23

11

11

Number retired for Mark Messier on Jan. 12, 2006;  
Number retired for Vic Hadfield on Dec. 2, 2018

11

PLAYER	YEAR(S) WORN
Reg Mackey	1926-27
Laurie Scott	1927-28
Butch Keeling	1928-29
Sparky Vail	1929-30
Bill Regan	1930-31
Vic Desjardins	1931-32
Carl Voss	1932-33
Gord Pettinger	1932-33
Lorne Carr	1933-34
Duke Dutkowsky	1933-34
Danny Cox	1933-34
Alex Levinsky	1934-35
Bill MacKenzie	1934-35
Phil Watson	1935-36
Clint Smith	1936-37
Babe Pratt	1937-38 – 1942-43
Hank Goldup	1942-43; 1944-45 – 1945-46
Jack McDonald	1943-44
Joe Cooper	1946-47
Ed Slowinski	1947-48
Nick Mickoski	1947-48 – 1954-55
Dunc Fisher	1949-50
Vic Howe	1954-55
Bronco Horvath	1955-56 – 1956-57
Larry Popein	1955-56*
Dave Balon	1960-61
John Hanna	1960-61
Ron Hutchinson	1960-61
Bob Kabel	1960-61
Noel Price	1960-61
Orland Kurtenbach	1960-61
Vic Hadfield	1961-62 – 1973-74
Wayne Dillon	1975-76
Benoit Gosselin	1977-78
Ulf Nilsson	1978-79 – 1980-81
Pat Conacher	1982-83
Rick Chartraw	1982-83 – 1983-84
Dave Barr	1983-84
Mark Morrison	1983-84
Stephen Patrick	1984-85 – 1985-86
Wilf Paiement	1985-86
Bobby Carpenter	1986-87
Kelly Kisio	1986-87 – 1990-91
Adam Graves	1991-92
Mark Messier	1991-92 – 1996-97; 2000-01 – 2003-04

# RANGERS ALL-TIME JERSEY NUMBERS

# 12

PLAYER	YEAR(S) WORN
Oliver Reinikka	1926-27
Leo Bourgeault	1926-27 – 1927-28
Myles Lane	1928-29
Sparky Vail	1928-29
Leo Quenneville	1929-30
Ralph Taylor	1929-30
Eddie Rodden	1930-31
Sam McAdam	1930-31
Art Somers	1931-32 – 1934-35
Glenn Brydson	1935-36
Howie Morenz	1935-36
Joe Cooper	1936-37 – 1937-38
Bryan Hextrall Sr.	1938-39 – 1943-44; 1945-46
Neil Colville	1944-45
Cal Gardner	1945-46
Church Russell	1945-46
Bing Juckes	1947-48
Dunc Fisher	1948-49 – 1950-51
Zellio Toppazzini	1950-51 – 1951-52
Jack Stoddard	1951-52
Jackie McLeod	1952-53
Andy Bathgate	1952-53
Gordie Haworth	1952-53
Aldo Guidolin	1952-53 – 1954-55
Andy Hebenton	1955-56 – 1962-63
Dick Meissner	1963-64
Jim Mikol	1964-65
Mel Pearson	1964-65
Bill Hicke	1964-65 – 1965-66
Ron Stewart	1967-68 – 1970-71; 1971-72
Bruce MacGregor	1972-73 – 1973-74
Bob MacMillan	1974-75
Phil Esposito	1975-76
Bill Goldsworthy	1976-77 – 1977-78
Jerry Byers	1977-78
Don Maloney	1978-79 – 1988-89
Kris King	1989-90 – 1990-91
Tim Kerr	1991-92
Ed Olczyk	1992-93 – 1994-95
Ken Gernander	1995-96 – 1996-97;
Mike Keane	1997-98
Bob Errey	1997-98
Rich Brennan	1998-99
Alexandre Daigle	1999-00
Dixon Ward	2002-03
Patrick Rissmiller	2008-09
Ales Kotalik	2009-10
Olli Jokinen	2009-10
Todd White	2010-11
Jesper Fast	2013-14
Lee Stempniak	2014-15
Daniel Paille	2015-16
Eric Staal	2015-16
Matt Puempel	2016-17
Peter Holland	2017-18
Julien Gauthier	2019-20 – 2020-21, 2022-23
Patrik Nemeth	2021-22

# 13

PLAYER	YEAR(S) WORN
Jack Stoddard	1951-52 – 1952-53
Bob Brooke	1983-84 – 1986-87
Sergei Nemchinov	1991-92 – 1996-97
Valeri Kamensky	1999-00 – 2000-01
Richard Scott	2001-02; 2003-04
Nikolai Zherdev	2008-09
Daniel Carcillo	2013-14
Kevin Hayes	2014-15 – 2018-19
Alexis Lafrenière	2020-21 – 2022-23

# 14

PLAYER	YEAR(S) WORN
Stan Brown	1926-27
Frank "Patsy" Callighen	1927-28
Russell Oatman	1928-29
Leroy Goldsworthy	1929-30
Gene Carrigan	1930-31
Ott Heller	1931-32 – 1936-37
Clint Smith	1937-38
Dutch Hiller	1938-39
Kilby MacDonald	1939-40 – 1940-41
Hub Macey	1941-42
Scotty Cameron	1942-43
Billy Warwick	1943-44
Bob McDonald	1943-44
Jimmy Jamieson	1943-44
Aldo Palazzari	1943-44
Fred Thurier	1944-45
Alf Pike	1945-46
Joe Levandoski	1946-47
Jean-Paul Denis	1946-47
Jack Lancien	1946-47
Eddie Kullman	1947-48 – 1948-49
Wes Trainor	1948-49
Bud Poile	1949-50
Jackie McLeod	1949-50 – 1951-52
Bill Wylie	1950-51
Herb Dickenson	1951-52 – 1952-53
Kelly Burnett	1952-53
Ian Mackintosh	1952-53
Ike Hildebrand	1953-54
Doug Bentley	1953-54
Bill McCreary Sr.	1953-54
Andy Bathgate	1954-55
Andy Hebenton	1955-56*
Jimmy Bartlett	1955-56
Parker MacDonald	1956-57 – 1957-58
Brian Cullen	1959-60 – 1960-61
Rod Gilbert	1960-61 – 1961-62
Bob Cunningham	1960-61
Jean Ratelle	1961-62 – 1962-63
Mel Pearson	1962-63
Val Fonteyne	1963-64 – 1964-65
John McKenzie	1965-66
Guy Trottier	1968-69
Don Luce	1969-70 – 1970-71
Bruce MacGregor	1970-71 – 1972-73
Mike Murphy	1972-73 – 1973-74



## RANGERS ALL-TIME JERSEY NUMBERS

PLAYER	YEAR(S) WORN
Real Lemieux	1973-74
Bert Wilson	1973-74 – 1974-75
Pat Hickey	1975-76
Ed Johnstone	1975-76
Don Murdoch	1976-77 – 1979-80
Mike Allison	1980-81 – 1985-86
Lane Lambert	1986-87
Jeff Jackson	1986-87
Gord Walker	1987-88
Mark Hardy	1987-88; 1988-89 – 1992-93
Doug Wickenheiser	1988-89
John McIntyre	1992-93
Mattias Norstrom	1993-94; 1995-96
Craig MacTavish	1993-94
Troy Loney	1994-95
Chris Ferraro	1995-96 – 1996-97
Peter Ferraro	1997-98
Geoff Smith	1997-98 – 1998-99
Johan Witshall	1998-99
Christian Dube	1998-99
Theo Fleury	1999-00 – 2001-02
Jason Ward	2005-06
Brendan Shanahan	2006-07 – 2007-08
Taylor Pyatt	2012-13 – 2013-14
Chris Mueller	2014-15
Greg McKegg	2019-20, 2021-22
Tyler Motte	2022-23

**15**

PLAYER	YEAR(S) WORN
Leo Bourgeault	1926-27
Gerry Carson	1928-29
Orville "Obs" Heximer	1929-30
Leo Quenneville	1929-30
Frank "Deacon" Waite	1930-31
Cecil Dillon	1930-31 – 1931-32
Doug Brennan	1932-33 – 1933-34
Bert Connelly	1934-35 – 1935-36
Phil Watson	1935-36 – 1936-37
Bryan Hextall Sr.	1937-38
Muzz Patrick	1938-39 – 1940-41
Alf Pike	1939-40
Norman Burns	1941-42
Lin Bend	1942-43
Red Garrett	1942-43
Spence Tatchell	1942-43
Billy Warwick	1942-43
Vic Lynn	1942-43
Jack Mann	1943-44
Ab DeMarco Sr.	1943-44 – 1946-47
Buddy O'Connor	1947-48
Don Raleigh	1947-48
Bob Decourcy	1947-48
Bing Jukes	1947-48
Hub Anslow	1947-48
Ronnie Rowe	1947-48
Clint Albright	1948-49
Gus Kyle	1949-50 – 1950-51

PLAYER	YEAR(S) WORN
Jim Ross	1951-52
Jim Conacher	1952-53
Dean Prentice	1952-53
Mike Labadie	1952-53
Pete Babando	1952-53
Ron Murphy	1953-54; 1954-55 – 1956-57
Billy Dea	1953-54
Aggie Kukulowicz	1953-54
Bronco Horvath	1955-56*
Hank Ciesla	1957-58 – 1958-59
Noel Price	1959-60
Jack Bownass	1959-60
Bob Kabel	1959-60
Irv Spencer	1960-61 – 1961-62
Jim Neilson	1962-63 – 1973-74
Hartland Monahan	1974-75
Bill Collins	1975-76
Greg Holst	1977-78
Jerry Byers	1977-78
Dallas Smith	1977-78
Anders Hedberg	1978-79 – 1984-85
Chris Jensen	1985-86 – 1987-88
Jason Lafreniere	1988-89
Mark Janssens	1989-90 – 1991-92
Mike Hudson	1993-94
Darren Langdon	1994-95 – 1997-98
John MacLean	1998-99 – 2000-01
Chad Wiseman	2003-04
Jeff Taffe	2005-06
Brad Isbister	2006-07
Blair Betts	2007-08 – 2008-09
Jeff Halpern	2012-13
Derek Dorsett	2012-13 – 2013-14
Tanner Glass	2014-15 – 2016-17
Boo Nieves	2019-20
Julien Gauthier	2021-22
Jake Leschyshyn	2022-23

**16**

PLAYER	YEAR(S) WORN
Lester Patrick	1926-27 – 1927-28
Ernest Kenny	1930-31
Bud Maracle	1930-31
Doug Brennan	1931-32
Ossie Asmundson	1932-33 – 1933-34
Charlie Mason	1934-35 – 1935-36
Mac Colville	1935-36 – 1936-37
Bobby Kirk	1937-38
Dutch Hiller	1937-38
Larry Molynaux	1938-39
Alf Pike	1939-40 – 1941-42
Billy Gooden	1942-43; 1943-44
Joe Shack	1942-43
Fern Gauthier	1943-44
Jim Drummond	1944-45
Harold Brown	1945-46
Hal Laycoe	1945-46
Church Russell	1945-46 – 1947-48
Ed Slowinski	1947-48

# RANGERS ALL-TIME JERSEY NUMBERS

PLAYER	YEAR(S) WORN
Jean-Paul Lamirande	1947-48
Al "Red" Staley	1948-49
Jack Gordon	1948-49; 1950-51
Val Delory	1948-49
Bing Jukes	1949-50
Jack Evans	1949-50; 1955-56*
Jack Lancien	1949-50 - 1950-51
Vic Howe	1950-51; 1953-54
Dick Kotanen	1950-51
Gaye Stewart	1951-52 - 1952-53
George Senick	1952-53
Frank Bathgate	1952-53
Aldo Guidolin	1952-53
Billy Dea	1953-54
Ron Murphy	1953-54
Andy Bathgate	1953-54
Glen Sonmor	1953-54 - 1954-55
Charles "Pete" Conacher Jr.	1954-55
Dave Creighton	1955-56 - 1957-58
Les Colwill	1958-59
Irv Spencer	1959-60
Noel Price	1959-60
Parker MacDonald	1959-60
Mel Pearson	1959-60
Leon Rochefort	1960-61; 1962-63
John Hanna	1960-61
Johnny Wilson	1960-61 - 1961-62
Don Johns	1962-63
Marc Dufour	1963-64
Ken Schinkel	1963-64
Rod Seiling	1963-64 - 1974-75
Dunc McCallum	1965-66
Larry Mickey	1966-67
Derek Sanderson	1974-75 - 1975-76
Pat Hickey	1975-76 - 1979-80
Dave Silk	1979-80 - 1982-83
Mark Pavelich	1983-84 - 1985-86
Kelly Kisio	1986-87
Marcel Dionne	1986-87 - 1988-89
Ulf Dahlen	1989-90
Brian McReynolds	1990-91
Troy Mallette	1990-91
Randy Gilhen	1991-92 - 1992-93
Jim Hiller	1993-94
Brian Noonan	1993-94 - 1994-95
Pat Verbeck	1995-96
Daniel Gonneau	1996-97
Pat LaFontaine	1997-98
Rob DiMaio	1999-00
Mike York	2001-02
Bobby Holik	2002-03 - 2003-04
Tom Poti	2005-06
Jason Ward	2006-07
Sean Avery	2006-07 - 2007-08; 2008-09
Derick Brassard	2012-13 - 2015-16
Ryan Strome	2018-19 - 2021-22
Vincent Trocheck	2022-23

17

PLAYER	YEAR(S) WORN
Jean Pusie	1933-34
Duke Dutkowsky	1933-34
Art Coulter	1936-37
Frank Boucher	1937-38
George Allen	1938-39
Bill Carse	1938-39
Cliff Barton	1939-40
Stan Smith	1939-40; 1940-41
Johnny Polich	1939-40; 1940-41
Bill Allum	1940-41
Herb Foster	1940-41
Norm Tustin	1941-42
Hub Macey	1942-43
Billy Gooden	1942-43
Max Labovitch	1943-44
Chuck Scherza	1943-44 - 1944-45
Dutch Hiller	1943-44
Alan Kuntz	1945-46
Cal Gardner	1946-47 - 1947-48
Alex Kaleta	1948-49 - 1950-51
Ed Harrison	1950-51
Bill Kyle	1950-51
Herb Dickenson	1951-52
Lloyd Ailsby	1951-52
Clare Martin	1951-52
Frank Eddolls	1951-52
Ron Murphy	1952-53
Dean Prentice	1952-53 - 1962-63
Len Ronson	1960-61
Don McKenney	1962-63 - 1963-64
Bob Nevin	1963-64
Lou Angotti	1964-65 - 1965-66
Ray Cullen	1965-66
Bill Hicke	1965-66 - 1966-67
Larry Jeffrey	1967-68
Dave Balon	1968-69 - 1971-72
Tom Williams	1971-72 - 1973-74
Jerry Butler	1973-74 - 1974-75
Greg Holst	1975-76 - 1977-78
Ed Johnstone	1977-78 - 1982-83
Mike Rogers	1983-84 - 1985-86
Rob Whistle	1985-86
Michel Petit	1987-88
Jeff Brubaker	1987-88
Brian Lawton	1988-89
Carey Wilson	1988-89 - 1989-90
Rick Bennett	1990-91 - 1991-92
Greg Gilbert	1993-94
Pat Verbeck	1994-95
Peter Ferraro	1995-96; 1996-97
Jari Kurri	1995-96
Kevin Stevens	1997-98 - 1999-00
Derek Armstrong	2000-01
Colin Forbes	2000-01
Rem Murray	2001-02 - 2002-03
Chris Simon	2003-04

# RANGERS ALL-TIME JERSEY NUMBERS

PLAYER	YEAR(S) WORN
Jamie Lundmark	2005-06
Fedor Fedorov	2005-06
Petr Sykora	2005-06
Brandon Dubinsky	2007-08 - 2011-12
Mike Rupp	2012-13
John Moore	2012-13 - 2014-15
Jesper Fast	2017-18 - 2019-20
Kevin Rooney	2020-21 - 2021-22

# 18

PLAYER	YEAR(S) WORN
Albert LeDuc	1933-34
Lynn Patrick	1934-35 - 1936-37
Larry Molyneux	1937-38; 1938-39
Bill Carse	1938-39
Bill Juzda	1940-41; 1941-42
Neil Colville	1940-41
Vic Myles	1942-43
Dutch Hiller	1943-44
Joe Shack	1944-45
Tony Leswick	1945-46 - 1950-51
Wally Hergesheimer	1951-52 - 1955-56; 1958-59
Jackie McLeod	1954-55
Gerry Foley	1956-57 - 1957-58
Ken Schinkel	1959-60 - 1963-64
Al LeBrun	1960-61; 1965-66
Phil Latreille	1960-61
Dave Richardson	1963-64 - 1964-65
Sandy McGregor	1963-64
Bill Hicke	1964-65
Mel Pearson	1964-65
Trevor Fahey	1964-65
Jim Mikol	1964-65
John Brennenman	1964-65 - 1965-66
Ted Taylor	1965-66
Paul Andrea	1965-66
Larry Mickey	1965-66; 1966-67; 1967-68
Jim Johnson	1966-67
Bob Plager	1966-67
Walt Tkaczuk	1967-68 - 1980-81
Mike Blaisdell	1983-84 - 1984-85
Mike Ridley	1985-86 - 1986-87
Stu Kulak	1986-87
Jim Pavese	1987-88
Tony Granato	1988-89 - 1989-90
Joe Cirella	1990-91
Mike Hartman	1992-93 - 1994-95
Wayne Presley	1995-96
Bill Berg	1995-96 - 1997-98
Derek Armstrong	1998-99
Mike York	1999-00 - 2000-01
Zdeno Ciger	2001-02
Cory Cross	2002-03
Ales Pisa	2002-03
Mike Sikdenka	2003-04
Cory Larose	2003-04
Dominic Moore	2005-06
Adam Hall	2006-07

PLAYER	YEAR(S) WORN
Marc Staal	2007-08 - 2019-20
Andrew Copp	2021-22



# 19

Number retired for Jean Ratelle  
on Feb. 25, 2018

PLAYER	YEAR(S) WORN
Joe Cooper	1935-36
Eddie Wares	1936-37
Muzz Patrick	1937-38
Joe Krol	1938-39
George Allen	1938-39
Alan Kuntz	1941-42
Hub Macey	1942-43
Hank Goldup	1942-43
Ozzie Aubuchon	1943-44
Jim Drummond	1944-45
Alex Ritson	1944-45
Len Wharton	1944-45
Bill Juzda	1945-46 - 1947-48
Norm Larson	1946-47
Bucky Buchanan	1948-49
Ray Manson	1948-49
Bill McDonagh	1949-50
Jackie McLeod	1949-50
Bill Kyle	1949-50
Jean-Paul Lamirande	1949-50
Doug Adam	1949-50
Norm "Odie" Lowe	1949-50
Sherman White	1949-50
Jack Lancien	1949-50
Jack Evans	1949-50
Jack Gordon	1949-50
Eddie Kullman	1950-51 - 1953-54
Larry Popein	1954-55 - 1960-61
Len Ronson	1960-61
Bob Cunningham	1960-61; 1961-62
Wayne Hall	1960-61
Danny Belisle	1960-61
Floyd Smith	1960-61
Mel Pearson	1961-62
Pete Goegan	1961-62
Jean Ratelle	1962-63 - 1975-76
Don Johns	1962-63
Ralph Keller	1962-63
Duane Rupp	1962-63
Gordon Labossiere	1963-64
Ken Schinkel	1963-64
Bill Taylor Jr.	1964-65
Doug Robinson	1966-67
Mark Heaslip	1976-77 - 1977-78
Dean Talafous	1978-79 - 1981-82
Tom Youngmans	1981-82
Ulf Nilsson	1982-83
Mark Osborne	1983-84 - 1986-87
Brian Mullen	1987-88 - 1990-91
Kris King	1991-92 - 1992-93
Craig Duncanson	1992-93

## RANGERS ALL-TIME JERSEY NUMBERS

PLAYER	YEAR(S) WORN
Nick Kypreos	1993-94 – 1995-96
Christian Dube	1996-97
Darren Langdon	1998-99 – 1999-00
Martin Rucinsky	2001-02
Roman Lyashenko	2002-03
Blair Berts	2005-06 – 2006-07
Scott Gomez	2007-08 – 2008-09
Ruslan Fedotenko	2010-11
Brad Richards	2011-12 – 2013-14
Jesper Fast	2014-15 – 2016-17

**20**

PLAYER	YEAR(S) WORN
Neil Colville	1935-36
Bryan Hextrall Sr.	1936-37; 1937-38
Joe Krol	1936-37
Stan Smith	1939-40
Red Garrett	1942-43
Guy Labrie	1944-45
Jim Henry	1945-46
Joe Bell	1946-47
Ed Slowinski	1947-48 – 1952-53
Wes Trainor	1948-49
Jack Evans	1948-49; 1953-54
Bill McCreary Sr.	1953-54
Aldo Guidolin	1955-56
Phil Goyette	1963-64 – 1968-69
Jim Johnson	1964-65
Juha Widing	1969-70
Jack Egers	1969-70 – 1971-72; 1973-74
Gene Carr	1971-72
Curt Bennett	1972-73
Jerry Butler	1972-73
Larry Sacharuk	1973-74
Greg Polis	1974-75 – 1978-79
Ron Greschner	1978-79
Claude Larose	1979-80
Cam Connor	1979-80 – 1982-83
Jan Erixon	1983-84 – 1992-93
Mark Osborne	1994-95
Luc Robitaille	1995-96 – 1996-97
Brian Skrudland	1997-98
Todd Harvey	1998-99
P.J. Stock	1999-00
Radek Dvorak	1999-00 – 2002-03
Pascal Rheaume	2003-04
Jozef Balej	2003-04
Steve Rucchin	2005-06
Jason Krog	2006-07
Fredrik Sjostrom	2007-08 – 2008-09
Vinny Prospal	2009-10 – 2010-11
Chris Kreider	2011-12 – 2022-23

**21**

PLAYER	YEAR(S) WORN
Earl Seibert	1935-36
Art Coulter	1935-36
Chuck Scherza	1943-44

PLAYER	YEAR(S) WORN
Bill Moe	1944-45 – 1948-49
Jack Lancien	1947-48
Jean-Paul Denis	1949-50
John "Chick" Webster	1949-50
Tony Leswick	1949-50
Don Smith	1949-50
Fern Perreault	1949-50
Reg Sinclair	1950-51 – 1951-52
Neil Strain	1952-53
Camille Henry	1953-54 – 1954-55; 1956-57 – 1964-65; 1967-68
Chick Chalmers	1953-54
Bill McCreary Sr.	1954-55
Dick Bouchard	1954-55
Ron Howell	1955-56
Irv Spencer	1959-60
Garry Peters	1965-66
Larry Mickey	1966-67
Ken Schinkel	1966-67
Wayne Rivers	1968-69
Dennis Hextall	1968-69
Reg Fleming	1968-69
Bill Fairbairn	1968-69
Jack Egers	1969-70
Larry Brown	1969-70 – 1970-71
Pete Sternkowski	1970-71 – 1976-77
Mike Keating	1977-78
Don Murdoch	1977-78
Bud Stefanski	1977-78
Frank Beaton	1978-79 – 1979-80
Lance Nethery	1980-81 – 1981-82
Mark Morrison	1981-82
Mike Backman	1981-82 – 1983-84
Blaine Stoughton	1983-84
Simo Saarinen	1984-85
George McPhee	1985-86 – 1986-87
David Shaw	1987-88 – 1989-90
Jody Hull	1990-91 – 1991-92
Sergei Zubov	1992-93 – 1994-95
Ray Ferraro	1995-96
Peter Ferraro	1995-96
Jayson More	1996-97
Russ Courtnall	1996-97
Johan Lindbom	1997-98
Scott Fraser	1998-99
Mathieu Schneider	1999-00
Bert Robertsson	2000-01
Jason Doig	2000-01
Derek Armstrong	2000-01
Steve McKenna	2001-02
Richard Lintner	2002-03
Jamie Lundmark	2003-04
Chad Wiseman	2005-06
Ivan Baranka	2007-08
Chris Higgins	2009-10
Derek Stepan	2010-11 – 2016-17

# RANGERS ALL-TIME JERSEY NUMBERS

PLAYER	YEAR(S) WORN
Brett Howden	2018-19 - 2020-21
Barclay Goodrow	2021-22 - 2022-23

**22**

PLAYER	YEAR(S) WORN
Jean-Paul Lamirande	1949-50
Max Bentley	1953-54
Jack Evans	1953-54
Danny Lewicki	1954-55 - 1957-58
Jimmy Bartlett	1958-59 - 1959-60
Ted Hampson	1960-61 - 1962-63
Don Marshall	1963-64 - 1969-70
Jim Krulicki	1970-71
Bobby Rousseau	1971-72 - 1974-75
Jerry Holland	1974-75 - 1975-76
Dale Lewis	1975-76
Nick Fotiu	1976-77 - 1978-79; 1980-81
Mike McDougal	1980-81
Mike Donnelly	1986-87 - 1987-88
Paul Cyr	1987-88 - 1988-89
Mike Gartner	1989-90 - 1993-94
Nathan LaFayette	1994-95 - 1995-96
Ian Laperriere	1995-96
Shane Churla	1995-96 - 1996-97
Mike Knuble	1998-99 - 1999-00
Jason Dawe	1999-00
Michal Grosek	2000-01
Tomas Kloucek	2000-01 - 2001-02
Josh Green	2002-03
Mike Wilson	2002-03
Anson Carter	2002-03 - 2003-04
Benoit Dusbablon	2003-04
Thomas Pock	2003-04 - 2007-08
Lauri Korpikoski	2007-08
Brian Boyle	2009-10 - 2013-14
Dan Boyle	2014-15 - 2015-16
Nick Holden	2016-17
Kevin Shattenkirk	2017-18 - 2018-19
Anthony Bitetto	2020-21
Ryan Carpenter	2022-23

**23**

PLAYER	YEAR(S) WORN
Gilles Villeneuve	1963-64; 1968-69
Jacques Plante	1963-64
Marcel Paille	1964-65
Larry Brown	1969-70
Mike Robitaille	1969-70
Don Blackburn	1969-70
Jack Egers	1969-70
Norm Gratton	1971-72
Bill Heindl	1972-73
John Bednarski	1974-75 - 1976-77
Lucien DeBlois	1977-78 - 1979-80; 1987-88
Ed Hospodar	1979-80 - 1981-82
Chris Kontos	1982-83 - 1984-85
Raimo Helminen	1985-86 - 1986-87
Kevin Miller	1989-90
Corey Millen	1989-90

PLAYER	YEAR(S) WORN
Ray Sheppard	1990-91
Jeff Beukeboom	1991-92 - 1998-99
Vladimir Malakhov	2000-01 - 2003-04
Karel Rachunek	2003-04; 2006-07
Chris Drury	2007-08 - 2010-11
Jayson Megna	2015-16
Ryan Spooner	2017-18 - 2018-19
Connor Brickley	2018-19
Adam Fox	2019-20 - 2022-23

**24**

PLAYER	YEAR(S) WORN
Larry Mickey	1965-66
Jim Johnson	1965-66
Gordon "Red" Berenson	1966-67 - 1967-68
Ron Attwell	1967-68
Dennis Hextall	1967-68
Mike Robitaille	1969-70
Ab DeMarco Jr.	1969-70 - 1972-73
Jack Egers	1970-71
Joe Zanussi	1974-75
Larry Sacharuk	1975-76
Dan Newman	1976-77 - 1977-78
Pierre Plante	1978-79
Warren Miller	1979-80
Chris Kotsopoulos	1980-81
Pat Hickey	1981-82
Gary Burns	1981-82
Kent-Erik Andersson	1982-83 - 1983-84
Jim Wiemer	1984-85
Pierre Larouche	1985-86
Jim Leavins	1986-87
Jeff Brubaker	1987-88
Michel Petit	1987-88 - 1988-89
Randy Moller	1989-90 - 1991-92
Jay Wells	1991-92 - 1994-95
Niklas Sundstrom	1995-96 - 1998-99
Sylvain Lefebvre	1999-00 - 2002-03
Jamie Pushor	2003-04
Chris McAllister	2003-04
Maxim Kondratiev	2005-06
Sandis Ozolinsh	2005-06 - 2006-07
Ryan Callahan	2007-08 - 2013-14
Ryan Malone	2014-15
Oscar Lindberg	2015-16 - 2016-17
Boo Nieves	2017-18 - 2018-19
Kaapo Kakko	2019-20 - 2022-23

**25**

PLAYER	YEAR(S) WORN
Al Hamilton	1965-66
Bob Plager	1965-66
Orland Kurtenbach	1966-67 - 1969-70
Jim Krulicki	1970-71
Mike Robitaille	1970-71
Andre Dupont	1970-71
Jim Lorentz	1971-72
Steve Andruscik	1971-72

## RANGERS ALL-TIME JERSEY NUMBERS

PLAYER	YEAR(S) WORN
Nick Beverley	1974-75 – 1976-77
Larry Huras	1976-77
Dave Tataryn	1976-77
Mario Marois	1977-78 – 1980-81
Jeff Bandura	1980-81
Peter Wallin	1980-81 – 1981-82
Graeme Nicolson	1982-83
Peter Sundstrom	1983-84 – 1985-86
Paul Fenton	1986-87
Tony McKegney	1986-87
John Ogradnick	1987-88 – 1991-92
Steven King	1992-93
Alexander Karpovtsev	1993-94 – 1998-99
Mathieu Schneider	1998-99
Jason Doig	1999-00 – 2000-01
Alexei Gusarov	2000-01
Peter Smrek	2000-01 – 2001-02
Paul Healey	2003-04
Garth Murray	2003-04
Petr Prucha	2005-06 – 2008-09
Anders Eriksson	2009-10
Chad Kolarik	2010-11
Ryan Bourque	2014-15
Viktor Stalberg	2015-16
Adam Cracknell	2017-18
Ryan Sproul	2017-18
Tim Gettinger	2018-19
Libor Hajek	2019-20 – 2022-23

# 26

PLAYER	YEAR(S) WORN
Ted Irvine	1969-70
Larry Sacharuk	1972-73
Sheldon Kannegiesser	1972-73 – 1973-74
Dave Maloney	1974-75 – 1984-85
Randy Heath	1984-85
Brian MacLellan	1985-86
Kjell Samuelsson	1986-87
Brad Maxwell	1986-87
Jay Caulfield	1986-87
Ron Talakoski	1987-88
Igor Liba	1988-89
Kevin Miller	1988-89
Troy Mallette	1989-90 – 1990-91
Joe Kocur	1990-91 – 1995-96
David Oliver	1996-97
Jeff Finley	1997-98 – 1998-99
Mike Maneluk	1998-99
Tim Taylor	1999-00 – 2000-01
Andreas Johansson	2001-02
Jamie Lundmark	2002-03
Martin Rucinsky	2003-04; 2005-06
Bryce Lampman	2006-07
Erik Christensen	2009-10 – 2010-11
Ruslan Fedotenko	2011-12
Martin St. Louis	2013-14 – 2014-15
Jarret Stoll	2015-16

PLAYER	YEAR(S) WORN
Jimmy Vesey	2016-17 – 2018-19; 2022-23
Tim Gettinger	2019-20 – 2021-22

# 27

PLAYER	YEAR(S) WORN
Ted Irvine	1969-70 – 1974-75
Dale Lewis	1975-76
Pete Stenkowski	1975-76
Mike McEwen	1976-77 – 1979-80
Andre Dore	1979-80
Gary Burns	1980-81
Mike Rogers	1981-82 – 1982-83
Willie Huber	1983-84 – 1987-88
Paul Boutilier	1987-88
Mark Janssens	1987-88
Joe Paterson	1987-88 – 1988-89
Rick Bennett	1989-90
David Shaw	1990-91 – 1991-92
Alexei Kovalev	1992-93 – 1998-99; 2002-03 – 2003-04
Jan Hlavac	1999-00 – 2000-01
Jason Dawe	2001-02
Rico Fata	2002-03
Paul Mara	2006-07 – 2008-09
Ryan McDonagh	2010-11 – 2017-18
Jack Johnson	2020-21
Nils Lundkvist	2021-22

# 28

PLAYER	YEAR(S) WORN
Doug Jarrett	1975-76
Greg Hickey	1977-78
Bill Lothead	1979-80
Pat Conacher	1979-80
Dan McCarthy	1980-81
John Hughes	1980-81
Mikko Leinonen	1981-82 – 1983-84
Tomas Sandstrom	1984-85 – 1989-90
Tie Domi	1990-91 – 1992-93
Joby Messier	1992-93 – 1993-94
Steve Larmer	1993-94 – 1994-95
Brian Noonan	1996-97
Dallas Eakins	1996-97
P.J. Stock	1997-98 – 1998-99
Eric Lacroix	1998-99 – 2000-01
Roman Lyashenko	2002-03
Dominic Moore	2003-04; 2013-14 – 2003-04
Lawrence Nycholat	2003-04
Colton Orr	2005-06 – 2008-09
Bryan McCabe	2010-11
John Scott	2011-12
Kris Newbury	2012-13
Taylor Beck	2016-17
Paul Carey	2017-18
Lias Andersson	2019-20
Anthony Greco	2021-22

# RANGERS ALL-TIME JERSEY NUMBERS

## 29

PLAYER	YEAR(S) WORN
Ray Markham	1979-80
Reijo Ruotsalainen	1981-82 – 1985-86
Don Jackson	1986-87
Bruce Bell	1987-88
Rudy Poeschek	1988-89 – 1989-90
Phil Bourque	1992-93 – 1993-94
Joby Messier	1994-95
Barry Richter	1995-96
Eric Cairns	1996-97 – 1997-98
Chris Kenady	1999-00
Johan Witchall	1999-00 – 2000-01
Jeff Toms	2000-01
Darren Van Impe	2001-02
Roman Lyashenko	2001-02
Krzysztof Oliwa	2002-03
Boris Mironov	2002-03 – 2003-04
Lauri Korpikoski	2008-09
Chad Johnson	2009-10 – 2010-11
Ryane Clowe	2012-13
Steven Fogarty	2019-20
Dryden Hunt	2021-22 – 2022-23

## 30

Number retired for Henrik Lundqvist  
on January 28, 2022

PLAYER	YEAR(S) WORN
Julian Klumkiw	1958-59
Dan Olesovich	1961-62
Dave Dryden	1961-62
Marcel Pelletier	1962-63
Ed Giacomin	1965-66
Don Simmons	1965-66; 1967-68 – 1968-69
Cesare Maniago	1965-66 – 1966-67
Gilles Villeneuve	1967-68; 1968-69; 1970-71
Terry Sawchuk	1969-70
Gilles Gratton	1976-77
John Davidson	1978-79 – 1982-83
Grant Ledyard	1984-85 – 1985-86
Larry Melnyk	1985-86 – 1987-88
Chris Nilan	1987-88 – 1989-90
Glenn Healy	1993-94 – 1996-97
Sylvain Blouin	1997-98
Kirk McLean	1999-00 – 2000-01
Mike Dunham	2002-03 – 2003-04
Henrik Lundqvist	2005-06 – 2019-20

## 31

PLAYER	YEAR(S) WORN
Peter McDuffe	1972-73 – 1973-74
Curt Ridley	1974-75
Dunc Wilson	1974-75 – 1975-76
Doug Soetaert	1975-76
Hardy Astrom	1977-78
Steve Weeks	1980-81 – 1983-84
Ron Scott	1985-86 – 1987-88
Tony Amonte	1990-91
Rob Zamuner	1991-92
Corey Hirsch	1992-93

PLAYER	YEAR(S) WORN
Jason Muzzatti	1997-98
Jean-Francois Labbe	1999-00
Vitali Yermeyev	2000-01
Guy Hebert	2000-01
Dan Blackburn	2001-02 – 2002-03
Matt Zaba	2009-10
Alex Auld	2009-10
Alex Frolov	2010-11
Ondrej Pavelec	2017-18
Igor Shesterkin	2019-20 – 2022-23

## 32

PLAYER	YEAR(S) WORN
Dan Clark	1978-79
Pat Conacher	1982-83
Tony Feltrin	1985-86
Bob Crawford	1985-86 – 1986-87
Lucien DeBlois	1986-87
Mark Tinordi	1987-88
Dave Pichette	1987-88
Stephane Brochu	1988-89
Kevin Miller	1989-90 – 1990-91
Corey Millen	1990-91 – 1991-92
Mike Hurlbut	1992-93
Daniel Lacroix	1993-94
Stephane Matteau	1993-94 – 1995-96
Sergio Momesso	1995-96 – 1996-97
Sylvain Blouin	1996-97
Mike Eastwood	1996-97 – 1997-98
Harry York	1997-98 – 1998-99
Sean Pronger	1998-99
Milan Hnilecka	1999-00
Terry Virtue	1999-00
P.J. Stock	1999-00
Johan Holmqvist	2000-01
Jeff Toms	2001-02
Gordie Dwyer	2002-03
Dale Weise	2010-11
Anton Stralman	2011-12
Michael Haley	2012-13
Antti Raanta	2015-16 – 2016-17
Adam Huska	2021-22

## 33

PLAYER	YEAR(S) WORN
Ivan "Ching" Johnson	1929-30
Gilles Gratton	1976-77
Doug Soetaert	1977-78 – 1980-81
Andre Dore	1981-82 – 1982-83
Bob Froese	1986-87 – 1989-90
Tony Amonte	1991-92 – 1993-94
Bruce Driver	1995-96 – 1997-98
Marc Savard	1998-99
Milan Hnilecka	1999-00
Mike Mottau	2000-01
Dave Karpa	2001-02 – 2002-03
Jamie McLennan	2003-04
Bryce Lampman	2005-06
Michal Rozsival	2008-09 – 2010-11

## RANGERS ALL-TIME JERSEY NUMBERS

# 34

PLAYER	YEAR(S) WORN
Jim Mayer	1979-80
John Vanbiesbrouck	1981-82; 1983-84
Vaclav Nedomansky	1982-83
Jamie Ram	1995-96
Dan Cloutier	1997-98
Peter Popovic	1998-99
Jason LaBarbera	2000-01; 2003-04
Bryan Berard	2001-02
Jason Strudwick	2005-06; 2006-07
Aaron Voros	2008-09 - 2009-10
John Mitchell	2011-12

# 35

Number retired for Mike Richter  
on Feb. 4, 2004



PLAYER	YEAR(S) WORN
John Davidson	1975-76
Steve Baker	1979-80 - 1982-83
Ron Scott	1983-84
Lucien DeBlois	1986-87
Ron Talakoski	1986-87
Mike Richter	1988-89 - 2002-03

# 36

PLAYER	YEAR(S) WORN
Jan Erixon	1983-84
Gord Walker	1986-87
Todd Charlesworth	1989-90
Glenn Anderson	1993-94
Marty McSorley	1995-96
Jeff Nielsen	1996-97
Pierre Sevigny	1997-98
Daniel Goneau	1997-98
Rumun Ndur	1998-99
Alexei Vasiliev	1999-00
David Wilkie	2000-01
Matthew Barnaby	2001-02 - 2003-04
Dane Byers	2009-10
Mats Zuccarello	2010-11 - 2011-12; 2012-13 - 2018-19
Benn Ferriero	2012-13

# 37

PLAYER	YEAR(S) WORN
Claude Larose	1981-82
George McPhee	1982-83 - 1984-85
Norm Maciver	1986-87 - 1988-89
Paul Broten	1989-90 - 1992-93
Daniel Lacroix	1994-95 - 1995-96
Ryan VandenBussche	1996-97
Tim Sweeney	1997-98
Brent Fedyk	1998-99
Derek Armstrong	1999-00
Tony Tuzzolino	2000-01
Mikael Samuelsson	2001-02 - 2002-03
Jan Hlavac	2003-04
Conor Allen	2013-14 - 2014-15

# 38

PLAYER	YEAR(S) WORN
Robbie Ftorek	1981-82
Peter Sundstrom	1983-84
Terry Carkner	1986-87
Jeff Bloemberg	1988-89 - 1991-92
Sylvain Blouin	1996-97
Ronnie Sundin	1997-98
Jeff Ulmer	2000-01
Rico Fata	2001-02
Ronald Petrovicky	2002-03
Bryce Lampman	2003-04
Jarkko Immonen	2005-06 - 2006-07
Corey Potter	2008-09
P.A. Parenteau	2009-10
Michael Sauer	2010-11 - 2011-12
Steven Fogarty	2017-18 - 2018-19
Michael Haley	2019-20

# 39

PLAYER	YEAR(S) WORN
Tom Youngmans	1981-82
Rob McClanahan	1981-82
Rob Whistle	1985-86
Chris Jensen	1985-86
Tony Granato	1988-89
Peter Laviolette	1988-89
Doug Weight	1990-91 - 1992-93
Todd Marchant	1993-94
Shawn McCosh	1994-95
Steve Larouche	1995-96
Vladimir Vorobiev	1996-97 - 1997-98
Dan Cloutier	1998-99
Daniel Gondeau	1999-00
Drew Bannister	2000-01
Brad Smyth	2000-01
Trent Whitfield	2001-02
Joel Bouchard	2002-03
Dan LaCouture	2002-03 - 2003-04
Alexandre Giroux	2005-06
Brodie Dupont	2010-11
Brendan Bell	2011-12
Nicklas Jensen	2016-17
Matt Beleskey	2017-18 - 2018-19

# 40

PLAYER	YEAR(S) WORN
Mark Pavelich	1981-82 - 1983-84
Randy Heath	1984-85; 1985-86
Kelly Miller	1984-85; 1986-87
Jayson More	1988-89
Dennis Vial	1990-91
Johan Holmqvist	2001-02 - 2002-03
Jussi Markkanen	2003-04
Chris Holt	2005-06
Steve Valiquette	2006-07 - 2009-10
Erik Christensen	2011-12
Brandon Mashinter	2012-13 - 2013-14
Roman Hamrlík	2012-13
Michael Grabner	2016-17 - 2017-18



# RANGERS ALL-TIME JERSEY NUMBERS

PLAYER	YEAR(S) WORN
Alexandar Georgiev	2017-18 – 2021-22

**41**

PLAYER	YEAR(S) WORN
Ed Mio	1981-82 – 1982-83
Steve Richmond	1983-84 – 1985-86
Mike Siltala	1986-87 – 1987-88
Rudy Poeschek	1987-88
Simon Wheeldon	1987-88 – 1988-89
Peter Fiorentino	1991-92
Jed Ortmeyer	2003-04 – 2006-07
Stu Bickel	2011-12 – 2012-13
Jaroslav Halak	2022-23

**42**

PLAYER	YEAR(S) WORN
Paul Fenton	1986-87
Dave Marcynishyn	1992-93
John Tripp	2002-03
Artem Anisimov	2008-09 – 2011-12
Brandon Segal	2012-13
Dylan McIlraith	2013-14 – 2014-15
Brendan Smith	2016-17 – 2020-21

**43**

PLAYER	YEAR(S) WORN
Jason MacDonald	2003-04
Ryan Callahan	2006-07
Martin Biron	2010-11 – 2013-14
Steven Kampfer	2016-17
Daniel Catenacci	2017-18
Libor Hajek	2018-19
Colin Blackwell	2020-21

**44**

PLAYER	YEAR(S) WORN
Terry Kleisinger	1985-86
Ron Duguay	1986-87 – 1987-88
Jim Latos	1988-89
Lindy Ruff	1988-89 – 1990-91
Per Djoos	1991-92 – 1992-93
Billy Tibbetts	2002-03
Josh Green	2003-04
Ryan Hollweg	2005-06 – 2007-08
Corey Potter	2009-10
Steve Eminger	2010-11 – 2012-13
Justin Falk	2013-14
Matt Hunwick	2014-15
Neal Pionk	2017-18 – 2018-19

**45**

PLAYER	YEAR(S) WORN
Dale Purinton	1999-00
Steve Valiquette	2003-04
Dmitri Kalinin	2008-09
Jody Shelley	2009-10
Kris Newbury	2010-11 – 2011-12
Arron Asham	2012-13 – 2013-14
James Sheppard	2014-15
Magnus Hellberg	2015-16 – 2016-17
Braden Schneider	2021-22 – 2022-23

PLAYER	YEAR(S) WORN
Dan Girardi	2006-07

**46**

Marek Hrivik	2015-16 – 2016-17
Rob O'Gara	2017-18

**47**

PLAYER	YEAR(S) WORN
Pat Price	1986-87
Steve Nemeth	1987-88
Mark Janssens	1988-89
Rich Pilon	1999-00 – 2000-01
Barrett Heisten	2001-02
Mike Green	2003-04
JT Miller	2012-13
Steven Kampfer	2017-18
Morgan Barron	2020-21 – 2021-22

**48**

PLAYER	YEAR(S) WORN
Oscar Lindberg	2014-15
Brendan Lemieux	2018-19 – 2020-21

**49**

PLAYER	YEAR(S) WORN
Greg Moore	2007-08
Dan Fritsche	2008-09
Ilkka Heikkinen	2009-10

**50**

PLAYER	YEAR(S) WORN
Lias Andersson	2017-18 – 2018-19
Will Cuyile	2022-23

**51**

PLAYER	YEAR(S) WORN
Fedor Tyutin	2003-04 – 2007-08
David Desharnais	2017-18
Tarmo Reunanen	2020-21

**52**

PLAYER	YEAR(S) WORN
None	

**53**

PLAYER	YEAR(S) WORN
Layne Ulmer	2003-04
Derek Morris	2008-09
Tim Erixon	2011-12

**54**

PLAYER	YEAR(S) WORN
Brandon Dubinsky	2006-07
Dane Byers	2007-08
Bobby Sanguinetti	2009-10
Adam McQuaid	2018-19

**55**

PLAYER	YEAR(S) WORN
Marty McSorley	1995-96
Igor Ulanov	2001-02
David Liffiton	2005-06 – 2006-07
Christian Backman	2007-08
Chris Summers	2014-15 – 2015-16
Nick Holden	2017-18
Ryan Lindgren	2018-19 – 2022-23

## RANGERS ALL-TIME JERSEY NUMBERS

PLAYER	<b>56</b>	YEAR(S) WORN
Michael Sauer		2008-09
PLAYER	<b>57</b>	YEAR(S) WORN
None		
PLAYER	<b>58</b>	YEAR(S) WORN
Christian Thomas		2012-13
John Gilmour		2017-18 – 2018-19
PLAYER	<b>59</b>	YEAR(S) WORN
None		
PLAYER	<b>60</b>	YEAR(S) WORN
None		
PLAYER	<b>61</b>	YEAR(S) WORN
Pascal Dupuis		2006-07
Rick Nash		2012-13 – 2017-18
Justin Braun		2021-22
PLAYER	<b>62</b>	YEAR(S) WORN
Carl Hagelin		2011-12 – 2014-15
PLAYER	<b>63</b>	YEAR(S) WORN
Anthony Duclair		2014-15
PLAYER	<b>64</b>	YEAR(S) WORN
Tyler Motte		2021-22
PLAYER	<b>65</b>	YEAR(S) WORN
None		
PLAYER	<b>66</b>	YEAR(S) WORN
None		
PLAYER	<b>67</b>	YEAR(S) WORN
Benoit Pouliot		2013-14
Boo Nieves		2016-17
PLAYER	<b>68</b>	YEAR(S) WORN
Jaromir Jagr		2003-04 – 2007-08
PLAYER	<b>69</b>	YEAR(S) WORN
None		
PLAYER	<b>70</b>	YEAR(S) WORN
Mackenzie Skapski		2014-15
PLAYER	<b>71</b>	YEAR(S) WORN
Mike Rupp		2011-12
Keith Kinkaid		2020-21 – 2021-22
PLAYER	<b>72</b>	YEAR(S) WORN
Filip Chytil		2017-18 – 2020-21
PLAYER	<b>73</b>	YEAR(S) WORN
Brandon Pirri		2016-17

PLAYER	<b>74</b>	YEAR(S) WORN
Joel Bouchard		2003-04
Vitali Kravtsov		2020-21 – 2022-23
PLAYER	<b>75</b>	YEAR(S) WORN
Brandon Halverson		2017-18
Ryan Reaves		2021-22 – 2022-23
PLAYER	<b>76</b>	YEAR(S) WORN
Brady Skjei		2015-16 – 2019-20
Jonny Brodzinski		2020-21 – 2022-23
PLAYER	<b>77</b>	YEAR(S) WORN
Phil Esposito		1976-77 – 1980-81
Tony DeAngelo		2017-18 – 2020-21
Frank Vatrano		2021-22
Niko Mikkola		2022-23
PLAYER	<b>78</b>	YEAR(S) WORN
None		
PLAYER	<b>79</b>	YEAR(S) WORN
K'Andre Miller		2020-21 – 2022-23
PLAYER	<b>80</b>	YEAR(S) WORN
Kevin Weekes		2005-06 – 2006-07
Nik Antropov		2008-09
PLAYER	<b>81</b>	YEAR(S) WORN
Marcel Hossa		2005-06 – 2007-08
Enver Lisin		2009-10
PLAYER	<b>82</b>	YEAR(S) WORN
Martin Straka		2005-06 – 2007-08
PLAYER	<b>83</b>	YEAR(S) WORN
None		
PLAYER	<b>84</b>	YEAR(S) WORN
Corey Locke		2009-10
PLAYER	<b>85</b>	YEAR(S) WORN
None		
PLAYER	<b>86</b>	YEAR(S) WORN
Jeremy Williams		2010-11
Wojtek Wolski		2010-11 – 2011-12
Josh Jooris		2016-17
PLAYER	<b>87</b>	YEAR(S) WORN
Donald Brashear		2009-10
PLAYER	<b>88</b>	YEAR(S) WORN
Ken Hodge		1976-77 – 1977-78
Eric Lindros		2001-02 – 2003-04
Patrick Kane		2022-23

## RANGERS ALL-TIME JERSEY NUMBERS

	<b>89</b>	
PLAYER		YEAR(S) WORN
Pavel Buchnevich		2016-17 – 2020-21

	<b>90</b>	
PLAYER		YEAR(S) WORN
Alexandar Georgiev		2017-18
Vladislav Namestnikov		2017-18 – 2019-20
Justin Richards		2020-21

91	
PLAYER	YEAR(S) WORN
Markus Naslund	2008-09
Evgeny Grachev	2010-11
Sammy Blais	2021-22 - 2022-23
Vladimir Tarasenko	2022-23

Vladimir Tarasenko		2022-23
<div>92</div>		
PLAYER	YEAR(S) WORN	
Michael Nylander	2005-06 – 2006-07	

93	
PLAYER	YEAR(S) WORN
Petr Nedved	1998-99 – 2003-04
Keith Yandle	2014-15 – 2015-16
Mika Zibanejad	2016-17 – 2022-23

	94	
PLAYER		YEAR(S) WORN
Derek Boogaard		2010-11

	<b>95</b>	
PLAYER		YEAR(S) WORN
Vinni Lettieri		2017-18 – 2018-19

	<b>96</b>	
PLAYER		YEAR(S) WORN
Emerson Etem		2015-16

	<b>97</b>	
PLAYER		YEAR(S) WORN
Matt Gilroy		2009-10 – 2010-11;

	<b>98</b>	
PLAYER		YEAR(S) WORN
	None	

	<b>99</b>	
PLAYER		YEAR(S) WORN
Wayne Gretzky		1996-97 – 1998-99

### \*Jersey notes:

- No. 99 is retired league-wide for Gretzky
- On Feb. 3, 1934, Andy Aitkenhead wore a sweatshirt instead of a jersey so that Danny Cox, who was making his Rangers debut, could have a Rangers jersey for the game. Cox wore jersey No. 1 (Aitkenhead's number), while Aitkenhead was listed on the game sheet with jersey No. 0 (credit – Montreal Gazette)
- On Dec. 23, 1943, Harry Lumley (a goaltender in the Detroit organization) was used as an emergency goaltender to replace Ken McAuley in a game between the Rangers and Red Wings. Lumley's jersey number in the box score is listed as No. 0.
- On Oct. 9, 1955, several Rangers players did not wear their usual uniform number in a game against

# MOST COMMON SURNAMES

NAME	#	RANGERS PLAYERS WITH NAME
Smith	7	Clint (1936-37 - 1942-43), Stan (1939-40 - 1940-41), Don (1949-50), Floyd (1960-61), Dallas (1977-78), Geoff (1997-98 - 1998-99), Brendan (2016-17 - 2020-21)
Miller	6	Joe (1927-28), Warren (1979-80), Kelly (1984-85 - 1986-87), Kevin (1988-89 - 1990-91), JT. (2012-13 - 2017-18), K'Andre (2020-21-2022-23)
Bell	5	Joe (1942-43; 1946-47), Harry "Huddy" (1946-47), Gordie (1955-56), Bruce (1987-88), Brendan (2011-12)
Brown	5	Stan (1926-27), Harold "Hal" (1945-46), Arnie (1964-65 - 1970-71), Larry (1969-70 - 1970-71), Brad (2000-01)
Patrick	5	Lester (1926-27 - 1927-28), Lynn (1934-35 - 1942-43; 1945-46), Muzz (1937-38 - 1940-41; 1945-46), James (1983-84 - 1993-94), Stephen (1984-85 - 1985-86)
Taylor	5	Ralph (1929-30), Bill Sr. (1947-48), Ted (1964-65 - 1965-66), Bill Jr. (1964-65), Tim (1999-00 - 2000-01)
Wilson	5	Johnny (1960-61 - 1961-62), Bert (1973-74 - 1974-75), Dunc (1974-75 - 1975-76), Carey (1988-89 - 1989-90), Mike (2002-03)
Johnson	4	Ivan "Ching" (1926-27 - 1936-37), Jim (1964-65 - 1966-67), Chad (2009-10 - 2010-11), Jack (2020-21)
Scott	4	Laurie (1927-28), Ron (1983-84; 1985-86 - 1987-88), Richard (2001-02; 2003-04), John (2011-12)
Andersson	3	Kent-Erik (1982-83 - 1983-84), Peter (1992-93 - 1993-94), Lias (2017-18 - 2019-20)
Blackburn	3	Bob (1968-69), Don (1969-70 - 1970-71), Dan (2001-02 - 2002-03)
Conacher	3	Jim (1951-52 - 1952-53), Charles "Pete" (1954-55 - 1955-56), Pat (1979-80; 1982-83)
Cullen	3	Brian (1959-60, 1960-61), Ray (1965-66), Matt (2006-07)
Ferraro	3	Ray (1995-96), Peter (1995-96 - 1996-97; 1997-98), Chris (1995-96 - 1996-97)
Hextall	3	Bryan Sr. (1936-37 - 1943-44; 1945-46 - 1947-48), Bryan Jr. (1962-63), Dennis (1967-68 - 1968-69)
Jackson	3	Percy (1934-35), Don (1986-87), Jeff (1986-87)
MacDonald	3	Kilby (1939-40 - 1940-41; 1943-44 - 1944-45), Parker (1956-57 - 1957-58; 1959-60), Jason (2003-04)
McDonald	3	Bucko (1943-44 - 1944-45), Jack (1943-44), Robert (1943-44)
Moore	3	Dominic (2003-04 - 2005-06; 2013-14 - 2015-16), Greg (2007-08), John (2012-13 - 2014-15)
Samuelsson	3	Kjell (1985-86 - 1986-87), Ulf (1995-96 - 1998-99), Mikael (2001-02 - 2002-03)
Ward	3	Dixon (2002-03), Jason (2005-06 - 2006-07), Aaron (2006-07)
Allen	2	George (1938-39), Conor (2013-14 - 2014-15)
Anderson	2	Lorne (1951-52), Glenn (1993-94)
Backman	2	Mike (1981-82 - 1983-84), Christian (2007-08)
Baker	2	Steve (1979-80 - 1982-83), Bill (1982-83)
Bathgate	2	Andy (1952-53 - 1963-64), Frank (1952-53)
Beck	2	Barry (1979-80 - 1985-86), Taylor (2016-17)
Bennett	2	Curt (1972-73), Rick (1989-90 - 1991-92)
Bentley	2	Max (1953-54), Doug (1953-54)
Bouchard	2	Dick (1954-55), Joel (2002-03; 2003-04)
Bourque	2	Phil (1992-93 - 1993-94), Ryan (2014-15)
Boyle	2	Brian (2009-10 - 2013-14), Dan (2014-15 - 2015-16)
Brennan	2	Doug (1931-32 - 1933-34), Rich (1998-99)
Burns	2	Norm (1941-42), Gary (1980-81 - 1981-82)
Byers	2	Jerry (1977-78), Dane (2007-08; 2009-10)
Carr	2	Lorne (1933-34), Gene (1971-72 - 1973-74)
Colville	2	Mac (1935-36 - 1941-42; 1945-46 - 1946-47), Neil (1935-36 - 1941-42; 1944-45 - 1948-49)
Cook	2	Bill (1926-27 - 1936-37), Fred "Bun" (1926-27 - 1935-36)
Cooper	2	Joe (1935-36 - 1937-38; 1946-47), Hal (1944-45)
Davidson	2	Gordon (1942-43 - 1943-44), John (1975-76 - 1982-83)
DeMarco	2	Ab Sr. (1943-44 - 1946-47), Ab Jr. (1969-70 - 1972-73)
Dillon	2	Cecil (1930-31 - 1938-39), Wayne (1975-76 - 1977-78)
Dupont	2	Andre (1970-71), Brodie (2010-11)
Erixon	2	Jan (1983-84 - 1992-93), Tim (2011-12)
Foster	2	Harry "Yip" (1929-30), Herb (1940-41; 1947-48)
Fraser	2	Archie (1943-44), Scott (1998-99)
Gauthier	2	Fern (1943-44), Julien (2019-20 - 2021-22)
Gilbert	2	Rod (1960-61 - 1977-78), Greg (1993-94)
Goldsworthy	2	Leroy (1929-30), Bill (1976-77 - 1977-78)
Gratton	2	Norm (1971-72), Gilles (1976-77)
Green	2	Josh (2002-03; 2003-04), Mike (2003-04)


MOST COMMON SURNAMES

NAME	#	RANGERS PLAYERS WITH NAME
Hall	2	Wayne (1960-61), Adam (2006-07)
Harvey	2	Doug (1961-62 - 1963-64), Todd (1998-99 - 1999-00)
Henry	2	Jim (1941-42; 1945-46 - 1947-48), Camille (1953-54 - 1954-55; 1956-57 - 1964-65; 1967-68)
Hickey	2	Pat (1975-76 - 1979-80; 1981-82), Greg (1977-78)
Hiller	2	Dutch (1937-38 - 1940-41; 1943-44), Jim (1993-94)
Holland	2	Jerry (1974-75 - 1975-76), Peter (2017-18)
Howell	2	Harry (1952-53 - 1968-69), Ron (1954-55 - 1955-56)
Jensen	2	Chris (1985-86 - 1987-88), Nicklas (2016-17)
Jones	2	Bob (1968-69), Zac (2020-21-2021-22)
Kerr	2	Dave (1934-35 - 1940-41), Tim (1991-92)
King	2	Kris (1989-90 - 1992-93), Steven (1992-93)
Kyle	2	Gus (1949-50 - 1950-51), Bill (1949-50 - 1950-51)
Lacroix	2	Daniel (1993-94; 1994-95 - 1995-96), Eric (1998-99 - 2000-01)
Lafreniere	2	Jason (1988-89), Alexis (2020-21-2021-22)
Larose	2	Claude (1979-80; 1981-82), Cory (2003-04)
Larouche	2	Pierre (1983-84 - 1987-88), Steve (1995-96)
Lemieux	2	Real (1969-70; 1973-74), Brendan (2018-19 - 2020-21)
Lowe	2	Norm "Odie" (1949-50), Kevin (1992-93 - 1995-96)
Maloney	2	Dave (1974-75 - 1984-85), Don (1978-79 - 1988-89)
Marshall	2	Don (1963-64 - 1969-70), Bert (1972-73)
McCarthy	2	Dan (1980-81), Sandy (2000-01 - 2002-03; 2003-04)
McDonagh	2	Bill (1949-50), Ryan (2010-11 - 2017-18)
McLeod	2	Jackie (1949-50 - 1952-53; 1954-55), Cody (2017-18 - 2018-19)
Messier	2	Mark (1991-92 - 1996-97; 2000-01 - 2003-04), Joby (1992-93 - 1994-95)
Morris	2	Moe (1948-49), Derek (2008-09)
Morrison	2	Jim (1960-61), Mark (1981-82; 1983-84)
Murdoch	2	Murray (1926-27 - 1936-37), Don (1976-77 - 1979-80)
Murphy	2	Ron (1952-53 - 1956-57), Mike (1972-73 - 1973-74)
Murray	2	Rem (2001-02 - 2002-03), Garth (2003-04)
Nemeth	2	Steve (1987-88), Patrik (2021-22)
Paille	2	Marcel (1957-58 - 1962-63; 1964-65), Daniel (2015-16)
Peters	2	Frank (1930-31), Garry (1965-66)
Plante	2	Jacques (1963-64 - 1964-65), Pierre (1978-79)
Price	2	Noel (1959-60 - 1960-61), Pat (1986-87)
Reise	2	Leo Sr. (1929-30), Leo Jr. (1952-53 - 1953-54)
Richards	2	Brad (2011-12 - 2013-14), Justin (2020-21)
Richter	2	Mike (1988-89 - 2002-03), Barry (1995-96)
Ridley	2	Curt (1974-75), Mike (1985-86 - 1986-87)
Robitaille	2	Mike (1969-70 - 1970-71), Luc (1995-96 - 1996-97)
Rochefort	2	Leon (1960-61; 1962-63), Normand (1988-89 - 1991-92)
Rupp	2	Duane (1962-63), Mike (2011-12 - 2012-13)
Shack	2	Joe (1942-43; 1944-45), Eddie (1958-59 - 1960-61)
Sheppard	2	Ray (1990-91), James (2014-15)
Staal	2	Marc (2007-08 - 2019-20), Eric (2015-16)
Stewart	2	Gaye (1951-52 - 1952-53), Ron (1967-68 - 1971-72; 1971-72 - 1972-73)
Sundstrom	2	Peter (1983-84 - 1985-86), Niklas (1995-96 - 1998-99)
Sweeney	2	Bill (1959-60), Tim (1997-98)
Thomas	2	Wayne (1977-78 - 1980-81), Christian (2012-13)
Ulmer	2	Jeff (2000-01), Layne (2003-04)
Warwick	2	Grant (1941-42 - 1947-48), Billy (1942-43 - 1943-44)
White	2	Sherman (1946-47; 1949-50), Todd (2010-11)
Williams	2	Tom (1971-72 - 1973-74), Jeremy (2010-11)
York	2	Harry (1997-98 - 1998-99), Mike (1999-00 - 2001-02)

## FATHERS/SONS WHO PLAYED WITH THE RANGERS

FATHER	SEASON(S) PLAYED WITH RANGERS	SON	SEASON(S) PLAYED WITH RANGERS
Ab DeMarco Sr.	1943-44 - 1946-47	Ab DeMarco Jr.	1969-70 - 1972-73
Jan Erixon	1983-84 - 1992-93	Tim Erixon	2011-12
Bryan Hextall Sr.	1936-37 - 1943-44; 1945-46 - 1947-48	Bryan Hextall Jr.	1962-63
Bryan Hextall Sr.	1936-37 - 1943-44; 1945-46 - 1947-48	Dennis Hextall	1967-68 - 1968-69
Lester Patrick*	1926-27 - 1927-28	Lynn Patrick*	1934-35 - 1942-43; 1945-46
Lester Patrick*	1926-27 - 1927-28	Muzz Patrick*	1937-38 - 1940-41; 1945-46
Leo Reise Sr.	1929-30	Leo Reise Jr.	1952-53 - 1953-54
Bill Taylor Sr.	1947-48	Bill Taylor Jr.	1964-65

*\*Note - Lester also coached Lynn and Muzz when he was the Rangers' Head Coach; he coached Lynn from 1934-35 - 1938-39 and Muzz from 1937-38 - 1938-39*



Lester Patrick (center) with sons Lynn (left) and Muzz (right).

## BROTHERS WHO PLAYED WITH THE RANGERS

BROTHERS	SEASON(S) PLAYED TOGETHER
Andy Bathgate and Frank Bathgate	1952-53
Joe Bell and Gordie Bell	Did not play on Rangers at same time
Max Bentley and Doug Bentley	1953-54
Mac Colville and Neil Colville	1936-37 - 1941-42; 1945-46 - 1946-47
Bill Cook and Fred "Bun" Cook	1926-27 - 1935-36
Brian Cullen and Ray Cullen	Did not play on Rangers at same time
Chris Ferraro and Peter Ferraro*	1995-96 - 1996-97
Gilles Gratton and Norm Gratton	Did not play on Rangers at same time
Bryan Hextall Jr. and Dennis Hextall	Did not play on Rangers at same time
Greg Hickey and Pat Hickey	1977-78
Harry Howell and Ron Howell	1954-55 - 1955-56
Bill Kyle and Gus Kyle	1949-50 - 1950-51
Dave Maloney and Don Maloney	1978-79 - 1984-85
Kelly Miller and Kevin Miller	Did not play on Rangers at same time
Lynn Patrick and Muzz Patrick	1937-38 - 1940-41; 1945-46
James Patrick and Stephen Patrick	1984-85 - 1985-86
Eric Staal and Marc Staal	2015-16
Billy Warwick and Grant Warwick	1942-43 - 1943-44

\* *Twin Brothers*



Brothers Bill Cook (left) and Fred "Bun" Cook (right) were members of the Rangers' inaugural team, teammates and linemates for 10 seasons with the Blueshirts, and were both inducted into the Hockey Hall of Fame. The Cook brothers helped the Rangers win the Stanley Cup twice during their tenure (1927-28 and 1932-33).

## ALL-TIME ALTERNATE AND SPECIAL EVENT JERSEYS

DATE	OPPONENT	SCORE	JERSEY WORN
1991-92			
10/3/91	at BOS	3-5	NHL 75th Anniversary
10/5/91	at MTL	2-1 (OT)	NHL 75th Anniversary
10/7/91	BOS	2-1 (OT)	NHL 75th Anniversary
10/11/91	at WSH	1-5	NHL 75th Anniversary
10/12/91	at HFD	2-5	NHL 75th Anniversary
10/19/91	at PIT	5-4	NHL 75th Anniversary
10/26/91	at QUE	5-3	NHL 75th Anniversary
1/22/92	at CGY	4-4	NHL 75th Anniversary
1/23/92	at EDM	3-1	NHL 75th Anniversary
1/28/92	at SJS	4-2	NHL 75th Anniversary
1/30/92	at LAK	4-1	NHL 75th Anniversary
2/1/92	at MNS	2-1	NHL 75th Anniversary
3/14/92	at STL	6-0	NHL 75th Anniversary
1992-93			
No Alternate or Special Event Jersey			
1993-94			
No Alternate or Special Event Jersey			
1994-95			
No Alternate or Special Event Jersey			
1995-96			
No Alternate or Special Event Jersey			
1996-97			
1/13/97	NYI	2-4	Liberty
1/25/97	at PIT	7-4	Liberty
2/1/97	at PHI	4-2	Liberty
2/8/97	at NYI	5-2	Liberty
2/17/97	NJD	2-2	Liberty
3/1/97	at DET	0-3	Liberty
3/12/97	WSH	3-2	Liberty
3/19/97	MTL	4-5	Liberty
4/3/97	BOS	5-4	Liberty
4/7/97	PHI	3-2	Liberty
4/20/97*	at FLA	3-0	Liberty
4/25/97*	at FLA	3-2 (OT)	Liberty
5/2/97*	at NJD	0-2	Liberty
5/4/97*	at NJD	2-0	Liberty
5/11/97*	at NJD	2-1 (OT)	Liberty
5/16/97*	at PHI	1-3	Liberty
5/18/97*	at PHI	5-4	Liberty
5/25/97*	at PHI	2-4	Liberty
* Playoff Game			
1997-98			
10/30/97	at NYI	3-5	Liberty
11/12/97	NJD	2-3	Liberty
11/30/97	FLA	1-1	Liberty
12/6/97	at MTL	3-3	Liberty
12/21/97	BUF	0-2	Liberty
1/6/98	CAR	4-2	Liberty
1/14/98	at NJD	1-4	Liberty
1/24/98	NJD	3-3	Liberty
2/26/98	at TOR	5-2	Liberty
3/12/98	at MTL	1-4	Liberty
3/14/98	at BOS	1-5	Liberty
3/22/98	at PHI	4-5 (OT)	Liberty
4/11/98	at DET	2-5	Liberty
4/15/98	NYI	4-2	Liberty



## ALL-TIME ALTERNATE AND SPECIAL EVENT JERSEYS

DATE	OPPONENT	SCORE	JERSEY WORN
1998-99			
10/16/98	NJD	1-2	White Liberty
10/24/98	at PHI	2-2	White Liberty
10/27/98	BUF	0-0	White Liberty
1/13/99	NYI	4-3 (OT)	White Liberty
1/16/99	at MTL	0-3	White Liberty
2/14/99	DET	2-4	White Liberty
2/19/99	PIT	6-1	White Liberty
2/28/99	PHI	6-5	White Liberty
3/15/99	WSH	1-1	White Liberty
3/27/99	at PHI	1-3	White Liberty
1999-00			
10/10/99	PHX	4-2	Liberty
10/17/99	ATL	4-1	Liberty
11/13/99	BOS	2-5	Liberty
12/1/99	at NJD	2-3	Liberty
12/23/99	at NYI	2-4	Liberty
1/15/00	at NYI	5-2	Liberty
1/24/00	at ATL	6-3	Liberty
2/11/00	BOS	5-2	Liberty
2/20/00	PHI	2-3	Liberty
3/3/00	FLA	4-2	Liberty
3/18/00	at PHI	3-2	Liberty
3/19/00	at PIT	4-5	Liberty
4/1/00	at BOS	2-2	Liberty
2000-01			
10/27/00	PIT	1-4	Liberty
11/12/00	PHX	0-2	Liberty
11/28/00	LAK	7-6	Liberty
12/8/00	BUF	5-2	Liberty
12/23/00	NSH	2-3 (OT)	Liberty
1/14/01	MIN	4-2	Liberty
1/29/01	ATL	2-7	Liberty
2/17/01	at TBL	5-4	Liberty
2/26/01	OTT	2-3	Liberty
3/4/01	at NSH	2-5	Liberty
3/19/01	WSH	6-3	Liberty
3/31/01	at NJD	4-3	Liberty
4/1/01	at ATL	4-2	Liberty
2001-02			
10/7/01	BUF	5-4 (OT)	Blue "New York" *
10/19/01	at ATL	4-3	Liberty
10/20/01	at TBL	2-5	Liberty
11/2/01	at CAR	2-3	Liberty
11/3/01	at FLA	5-3	Liberty
12/2/01	TBL	1-0	Liberty
12/10/01	CAR	3-4 (OT)	Liberty
12/15/01	BUF	4-2	Liberty
12/23/01	OTT	3-2	Liberty
1/26/02	WSH	6-3	Liberty
1/30/02	NYI	3-6	Liberty
2/10/02	PIT	4-3	Liberty
3/13/02	BOS	1-3	Liberty
3/16/02	at NJD	1-3	Liberty
3/25/02	at NYI	2-4	Liberty

\* Rangers and Buffalo Sabres wore jerseys with "New York" on the front for the first regular season game at MSG after 9/11/01 terrorist attack

## ALL-TIME ALTERNATE AND SPECIAL EVENT JERSEYS

DATE	OPPONENT	SCORE	JERSEY WORN
2002-03			
10/19/02	NSH	2-2	Liberty
11/23/02	NYI	1-3	Liberty
12/1/02	TBL	4-3	Liberty
12/6/02	BUF	1-4	Liberty
12/26/02	PIT	1-6	Liberty
1/4/03	WSH	2-2	Liberty
1/25/03	ATL	1-4	Liberty
2/5/03	OTT	3-5	Liberty
2/6/03	at STL	4-4	Liberty
2/8/03	at PHI	1-2	Liberty
3/3/03	NYI	1-1	Liberty
3/15/03	at NJD	1-3	Liberty
3/22/03	at PHI	2-1	Liberty
3/29/03	at BOS	3-1	Liberty
4/5/03	at MTL	4-5	Liberty
2003-04			
11/6/03	at CAR	3-6	Liberty
11/23/03	OTT	6-2	Liberty
12/7/03	TBL	2-3	Liberty
1/11/04	TBL	1-2 (OT)	Liberty
1/17/04	at MTL	2-2	Vintage 1970's Blue
1/19/04	at BOS	2-5	Vintage 1970's White
1/20/04	BOS	1-4	Vintage 1970's Blue
1/30/04	BUF	1-3	Liberty
1/31/04	at BUF	1-3	Liberty
2/2/04	VAN	4-3	Vintage 1970's Blue
2/16/04	OTT	1-4	Liberty
2/28/04	at NSH	1-2 (OT)	Liberty
3/4/04	at BOS	1-3	Vintage 1970's White
3/5/04	WSH	3-2	Liberty
3/9/04	at ATL	2-0	Liberty
3/30/04	at NJD	0-5	Liberty
2005-06			
10/15/05	ATL	5-1	Liberty
11/5/05	NJD	3-2 (SO)	Liberty
11/19/05	CAR	4-3	Liberty
11/26/05	WSH	3-2 (SO)	Liberty
12/1/05	PIT	2-1	Liberty
12/13/05	VAN	2-3	Liberty
12/22/05	TBL	4-2	Liberty
1/7/06	FLA	4-0	Liberty
1/28/06	PIT	7-1	Liberty
3/6/06	CAR	1-2	Liberty
3/12/06	ATL	2-3 (OT)	Liberty
3/27/06	BUF	5-4 (SO)	Liberty
4/6/06	NYI	3-1	Liberty

## ALL-TIME ALTERNATE AND SPECIAL EVENT JERSEYS

DATE	OPPONENT	SCORE	JERSEY WORN
2006-07			
10/25/06	FLA	2-4	Liberty
11/5/06	BUF	3-4 (OT)	Liberty
11/14/06	NJD	3-2	Liberty
11/19/06	TBL	4-1	Liberty
12/3/06	NYI	4-7	Liberty
12/17/06	NJD	1-6	Liberty
12/30/06	WSH	4-1	Liberty
1/4/07	PHI	3-2	Liberty
1/13/07	BOS	3-1	Liberty
1/20/07	ATL	1-3	Liberty
2/17/07	PHI	3-5	Liberty
2/24/07	CBJ	2-3	Liberty
3/5/07	NYI	2-1 (SO)	Liberty
3/11/07	CAR	2-1 (SO)	Liberty
3/19/07	PIT	2-1	Liberty
2007-08			
No Alternate or Special Event Jersey			
2008-09			
No Alternate or Special Event Jersey			
2009-10			
No Alternate or Special Event Jersey			
2010-11			
11/17/10	BOS	2-3	Heritage
12/5/10	OTT	1-3	Heritage
12/12/10	WSH	7-0	Heritage
1/11/11	MTL	1-2	Heritage
1/16/11	PHI	2-3	Heritage
1/19/11	TOR	7-0	Heritage
2/7/11	at DET	2-3	Heritage
2/13/11	PIT	5-3	Heritage
2/20/11	PHI	2-4	Heritage
2/27/11	TBL	1-2	Heritage
3/18/11	MTL	6-3	Heritage
4/4/11	BOS	5-3	Heritage
2011-12			
11/5/11	MTL	5-3	Heritage
11/6/11	WPG	3-0	Heritage
11/26/11	PHI	2-0	Heritage
12/11/11	FLA	6-1	Heritage
1/2/12*	at PHI	3-2	2012 Winter Classic
2/5/12	PHI	5-2	2012 Winter Classic
2/12/12	WSH	3-2	Heritage
2/16/12	CHI	2-4	Heritage
2/19/12	CBJ	3-2 (OT)	Heritage
3/4/12	BOS	4-3	Heritage
3/11/12	NYI	4-3 (OT)	Heritage
3/21/12	DET	2-1 (OT)	Heritage
3/30/12	MTL	4-1	Heritage
4/1/12	BOS	1-2	Heritage

\* 2012 Winter Classic at Citizens Bank Park in Philadelphia

## ALL-TIME ALTERNATE AND SPECIAL EVENT JERSEYS

DATE	OPPONENT	SCORE	JERSEY WORN
2012-13			
1/23/13	BOS	4-3 (OT)	Heritage
1/26/13	TOR	5-2	Heritage
2/10/13	TBL	5-1	Heritage
2/17/13	WSH	2-1	Heritage
2/19/13	MTL	1-3	Heritage
3/3/13	BUF	3-2 (SO)	Heritage
3/24/13	WSH	2-3 (SO)	Heritage
4/10/13	TOR	3-2 (SO)	Heritage
4/21/13	NJD	4-1	Heritage
2013-14			
11/2/13	CAR	5-1	Heritage
11/19/13	BOS	1-2	Heritage
11/30/13	VAN	5-2	Heritage
12/7/13	NJD	3-4 (OT)	Heritage
12/23/13	TOR	2-1 (SO)	Heritage
1/16/14	DET	1-0	Heritage
1/26/14*	at NJD	7-3	2014 Stadium Series
1/29/14*	at NYI	2-1	2014 Stadium Series
1/31/14	NYI	4-1	2014 Stadium Series
2/27/14	CHI	2-1	Heritage
3/2/14	BOS	3-6	Heritage
3/5/14	TOR	2-3 (OT)	Heritage
3/9/14	DET	3-0	Heritage
4/5/14	OTT	2-3	Heritage
* 2014 Stadium Series at Yankee Stadium			
2014-15			
11/1/14	WPG	0-1 (SO)	Heritage
11/5/14	DET	4-3 (OT)	Heritage
11/23/14	MTL	5-0	Heritage
11/29/14	PHI	5-2	Heritage
12/27/14	NJD	3-1	Heritage
1/3/15	BUF	6-1	Heritage
1/29/15	MTL	0-1	Heritage
1/31/15	CAR	4-1	Heritage
2/4/15	BOS	3-2	Heritage
3/18/15	CHI	0-1	Heritage
4/4/15	NJD	6-1	Heritage

## ALL-TIME ALTERNATE AND SPECIAL EVENT JERSEYS

DATE	OPPONENT	SCORE	JERSEY WORN
2015-16			
10/18/15	NJD	1-2 (OT)	Heritage
10/30/15	TOR	3-1	Heritage
11/25/15	MTL	1-5	Heritage
11/28/15	PHI	0-3	Heritage
1/9/16	WSH	3-4 (OT)	Heritage
1/11/16	BOS	2-1	Heritage
2/17/16	CHI	3-5	Heritage
2/21/16	DET	1-0 (OT)	Heritage
3/13/16	PIT	3-5	Heritage
3/23/16	BOS	5-2	Heritage
4/9/16	DET	3-2	Heritage
2016-17			
10/19/16	DET	1-2	Heritage
10/26/16	BOS	5-2	Heritage
12/3/16	CAR	4-2	Heritage
12/13/16	CHI	1-2	Heritage
12/23/16	MIN	4-7	Heritage
1/13/17	TOR	2-4	Heritage
2/11/17	COL	4-2	Heritage
2/21/17	MTL	2-3 (SO)	Heritage
3/4/17	MTL	1-4	Heritage
3/17/17	FLA	3-4 (SO)	Heritage
3/31/17	PIT	3-4 (SO)	Heritage
2017-18			
1/1/18*	at BUF	3-2 (OT)	2018 Winter Classic
2/1/18	TOR	0-4	2018 Winter Classic
2/7/18	BOS	1-6	2018 Winter Classic
* 2018 Winter Classic at Citi Field			
2018-19			
No Alternate or Special Event Jersey			
2019-20			
No Alternate or Special Event Jersey			
2020-21			
2/4/21	WSH	4-2	Reverse Retro
2/8/21	NYI	0-2	Reverse Retro
2/28/21	BOS	1-4	Reverse Retro
3/17/21	PHI	9-0	Reverse Retro
4/8/21	PIT	2-5	Reverse Retro
4/15/21	NJD	4-0	Reverse Retro
2021-22			
No Alternate or Special Event Jersey			
2022-23			
11/3/22	BOS	2-5	Reverse Retro
11/8/22	NYI	3-4	Reverse Retro
11/26/22	EDM	3-4	Reverse Retro
12/3/22	CHI	2-5	Reverse Retro
12/15/22	TOR	3-1	Reverse Retro
12/27/22	WSH	0-4	Reverse Retro
1/15/23	MTL	1-2	Reverse Retro
1/27/23	VGK	4-1	Reverse Retro

# WEARING HOME JERSEY ON THE ROAD / ROAD JERSEY AT HOME (SINCE 1991-92)

DATE	OPPONENT	SCORE	HOME/AWAY	JERSEY WORN	ADDITIONAL NOTES
1991-92					
2/5/92	PIT	4-3	Home	Road Blue	
2/7/92	at WSH	2-6	Away	Home White	
2/9/92	DET	5-5	Home	Road Blue	
2/12/92	VAN	5-2	Home	Road Blue	
2/14/92	NYI	9-2	Home	Road Blue	
2/16/92	at NJD	2-4	Away	Home White	
2/17/92	VAN	3-3	Home	Road Blue	
2/20/92	at NYI	2-6	Away	Home White	
2/21/92	MNS	5-4	Home	Road Blue	
2/23/92	PHI	2-1 (OT)	Home	Road Blue	
3/1/92	HFD	9-4	Home	Road Blue	
3/2/92	at NJD	7-1	Away	Home White	
3/4/92	NJD	4-5	Home	Road Blue	
3/7/92	at PHI	4-5	Away	Home White	
3/9/92	WSH	2-5	Home	Road Blue	
3/11/92	CHI	7-1	Home	Road Blue	
3/16/92	MTL	4-1	Home	Road Blue	
3/18/92	NYI	1-1	Home	Road Blue	
3/20/92	at DET	4-2	Away	Home White	
3/22/92	NJD	6-3	Home	Road Blue	
3/24/92	at PHI	4-3	Away	Home White	
3/25/92	PHI	4-1	Home	Road Blue	
3/28/92	at NYI	1-4	Away	Home White	
4/15/92	at TOR	2-4	Away	Home White	
4/16/92	PIT	7-1	Home	Road Blue	
Note - for the second half of the 1991-92 season, NHL teams wore their home uniforms on the road and their road uniforms at home as part of the league's 75th Anniversary Celebration					
1992-93					
12/9/92	TBL	6-5	Home	Road Blue	Neutral Site Game in Miami
1993-94					
10/30/93	at HFD	4-1	Away	Home White	
1994-95					
None					
1995-96					
3/16/96	at MTL	2-4	Away	Home White	First All-Time Game at Molson
3/24/96	PIT	2-8	Home	Road Blue	
4/14/96	at FLA	1-5	Away	Home White	
1996-97					
12/21/96	at MTL	3-2 (OT)	Away	Home White	
2/15/97	at CHI	0-2	Away	Home White	
1997-98					
1/20/98	STL	3-1	Home	Road Blue	
3/4/98	at FLA	4-3	Away	Home White	
4/14/98	at WSH	1-3	Away	Home White	
4/18/98	at PHI	2-1	Away	Home White	
1998-99					
11/11/98	at FLA	1-4	Away	Home White	
12/7/98	TOR	6-2	Home	Road Blue	
1/7/99	at WSH	1-5	Away	Home White	
4/18/99	PIT	1-2 (OT)	Home	Road Blue	Wayne Gretzky's Final NHL Game
1999-00					
2/16/00	at FLA	0-3	Away	Home White	
4/9/00	PHI	1-4	Home	Road Blue	Final Home Game of Season

**WEARING HOME JERSEY ON THE ROAD / ROAD JERSEY AT HOME (SINCE 1991-92)**

DATE	OPPONENT	SCORE	HOME/AWAY	JERSEY WORN	ADDITIONAL NOTES
2000-01					
10/11/00	MTL	3-1	Home	Road Blue	Home Opener - 75th Anniversary
10/22/00	TBL	2-4	Home	Road Blue	
10/26/00	at PHI	0-3	Away	Home White	
11/24/00	at BUF	2-3	Away	Home White	
12/14/00	at LAK	5-5	Away	Home White	
1/13/01	at BOS	1-4	Away	Home White	
1/18/01	TOR	2-1 (OT)	Home	Road Blue	
2/9/01	at FLA	4-2	Away	Home White	
2/12/01	at CBJ	4-3	Away	Home White	
2/25/01	at PHI	1-2	Away	Home White	
3/14/01	at BUF	3-6	Away	Home White	
4/4/01	CAR	1-3	Home	Road Blue	Final Home Game of Season
2001-02					
10/13/01	at OTT	2-2	Away	Home White	
10/27/01	at BOS	2-1 (OT)	Away	Home White	
11/17/01	at PIT	0-1 (OT)	Away	Home White	
11/23/01	at WSH	2-6	Away	Home White	
3/7/02	at CHI	1-5	Away	Home White	
4/6/02	at BOS	6-4	Away	Home White	
4/10/02	TOR	2-7	Home	Road Blue	Final Home Game of Season
2002-03					
10/11/02	MTL	1-4	Home	Road Blue	Home Opener
10/17/02	at BUF	4-4	Away	Home White	
12/5/02	at PHI	2-3 (OT)	Away	Home White	
12/28/02	at FLA	2-1 (OT)	Away	Home White	
1/13/03	TOR	5-1	Home	Road Blue	
1/23/03	at NSH	4-2	Away	Home White	
2003-04*					
12/13/03	at TOR	1-3	Away	Home Blue	
2005-06					
1/10/06	CGY	4-2	Home	Road White	
2/11/06	at TOR	4-2	Away	Home Blue	
2006-07					
10/21/06	at TOR	5-4 (SO)	Away	Home Blue	
2007-08					
None					
2008-09					
11/1/08	at TOR	2-5	Away	Home Blue	
12/13/08	CAR	3-2 (SO)	Home	Road White	
2/6/09	at DAL	2-10	Away	Home Blue	
2009-10					
3/27/10	at TOR	2-3 (OT)	Away	Home Blue	
2010-11					
10/11/10	at NYI	4-6	Away	Home Blue	
10/21/10	at TOR	2-1	Away	Home Blue	
3/6/11	PHI	7-0	Home	Road White	
2011-12					
12/5/11	TOR	2-4	Home	Road White	
2012-13					
None					
2013-14					
None					
2014-15					
11/19/14	PHI	2-0	Home	Road White	
12/8/14	PIT	4-3 (OT)	Home	Road White	

# WEARING HOME JERSEY ON THE ROAD / ROAD JERSEY AT HOME (SINCE 1991-92)

DATE	OPPONENT	SCORE	HOME/AWAY	JERSEY WORN	ADDITIONAL NOTES
2015-16					
12/22/15	ANA	3-2 (OT)	Home	Road White	
2/14/16	PHI	3-1	Home	Road White	
3/8/16	at BUF	4-2	Away	Home Blue	
2016-17					
11/25/16	at PHI	3-2	Away	Home Blue	
2017-18					
3/17/18	at STL	3-4 (OT)	Away	Home Blue	
2018-19					
12/18/18	ANA	3-1	Home	Road White	
1/31/19	at NJD	4-3	Away	Home Blue	
2/8/19	CAR	0-3	Home	Road White	1994 25th Anniversary Night
3/27/19	at BOS	3-6	Away	Home Blue	
2019-20					
11/30/19	at NJD	4-0	Away	Home Blue	
2020-21					
None					
2021-22					
12/10/21	at BUF	2-1	Away	Home Blue	
3/19/22	at TBL	2-1	Away	Home Blue	
2022-23					
12/29/22	at TBL	1-2 (SO)	Away	Home Blue	

*\* Beginning with the 2003-04 season, the Rangers' blue jersey became their home jersey and their white jersey became their road jersey*



## RANGERS CAPTAIN

On August 9, 2022, the New York Rangers named Trouba the 28th captain in franchise history. Trouba is the first Blueshirts captain since Ryan McDonagh (2014-15 – 2017-18) and the 12th defenseman in team history to be named captain. A respected voice in the locker room, what Trouba does off the ice is equally remarkable to his performances on the ice. His enthusiastic support of the Garden of Dreams Foundation (GDF) and Junior Rangers Youth Hockey has generated a lasting impact with many tri-state area children. His passion for making a difference in youth communities is consistently displayed with his participation in hockey clinics, Make-a-Wishes, and visits to local hospitals.



With Trouba's captaincy, the Rangers became the first franchise in NHL history to have four consecutive full-time American-born captains (Trouba, Ryan McDonagh, Ryan Callahan, Chris Drury).



## GAMES PLAYED AS RANGERS CAPTAIN

PLAYER	GAMES PLAYED AS RANGERS CAPTAIN
Mark Messier	697
Bill Cook	475
Bob Nevin	449
Barry Beck	307
George "Red" Sullivan	280
Ryan McDonagh	270
Kelly Kisio	233
Phil Esposito	220
Art Coulter	218
Vic Hadfield	218
Brian Leetch	208
Andy Bathgate	196
Chris Drury	182
Dave Maloney	180
Neil Colville	178
Ryan Callahan	166
Jaromir Jagr	164
Ott Heller	140
Harry Howell	135
Don Raleigh	129
Allan Stanley	102
Frank Eddolls	88
Jacob Trouba	82
Ron Greschner	78
Brad Park	78
Buddy O'Connor	66
Camille Henry	20
Walt Tkaczuk	20

*Note: does not include games in which a player wore the "C" but was not officially the team's captain (ex: games when Brian Leetch wore the "C" when Mark Messier was injured during the 2001-02 season are not included in Leetch's total number of games as the Rangers captain)*



Mark Messier has played more games as the captain of the Rangers than any other player in franchise history, and he is the only player who has had two different stints as captain in Rangers history. On July 13, 2000, upon signing with the Rangers, Messier began his second stint as Rangers captain, as Brian Leetch turned over the captaincy to Messier during a press conference at MSG (above).

## SEASONS AS RANGERS CAPTAIN

PLAYER	TOTAL SEASONS AS CAPTAIN	SEASON(S) AS CAPTAIN
Bill Cook	11	1926-27 - 1936-37
Mark Messier	10	1991-92 - 1996-97; 2000-01 - 2003-04
Bob Nevin	7	1964-65 - 1970-71
Barry Beck	6	1980-81 - 1985-86
Art Coulter	5	1937-38 - 1941-42
Neil Colville	4	1945-46 - 1948-49
George "Red" Sullivan	4	1957-58 - 1960-61
Kelly Kisio	4	1987-88 - 1990-91
Ryan McDonagh	4	2014-15 - 2017-18
Ott Heller	3	1942-43 - 1944-45
Allan Stanley	3	1951-52 - 1953-54
Andy Bathgate	3	1961-62 - 1963-64
Vic Hadfield	3	1971-72 - 1973-74
Phil Esposito	3	1975-76 - 1977-78
Dave Maloney	3	1978-79 - 1980-81
Brian Leetch	3	1997-98 - 1999-00
Chris Drury	3	2008-09 - 2010-11
Ryan Callahan	3	2011-12 - 2013-14
Frank Eddolls	2	1950-51 - 1951-52
Don Raleigh	2	1953-54 - 1954-55
Harry Howell	2	1955-56 - 1956-57
Camille Henry	2	1963-64 - 1964-65
Brad Park	2	1974-75 - 1975-76
Ron Greschner	2	1986-87 - 1987-88
Jaromir Jagr	2	2006-07 - 2007-08
Jacob Trouba	1	2022-23
Buddy O'Connor	1	1949-50
Walt Tkaczuk	1	1980-81

## PLAYERS OTHER THAN CAPTAINS WHO HAVE WORN THE 'C' (SINCE 1991-92)

SEASON	PLAYER
1991-92	Mike Gartner (wore the 'C' for two games in the 1992 Playoffs when Mark Messier was injured)
1992-93	Mike Gartner (wore the 'C' for several games when Mark Messier was injured/out of the lineup)
1993-94	Adam Graves (wore the 'C' for seven games when Mark Messier was injured)
	Brian Leetch (wore the 'C' for one game when Mark Messier was injured - Mar. 22, 1994 at Calgary)
1994-95	Adam Graves (wore the 'C' for final two games of regular season when Mark Messier was injured)
1995-96	Adam Graves (wore the 'C' for several games when Mark Messier was injured)
1996-97	Wayne Gretzky (wore the 'C' for several games when Mark Messier was injured/out of the lineup)
1997-98	Adam Graves (wore the 'C' for two games when Brian Leetch was injured - Jan. 26 and Jan. 29, 1998)
	Wayne Gretzky (wore the 'C' for four games when Brian Leetch was injured - Apr. 5 - Apr. 14, 1998)
1999-00	Adam Graves (wore the 'C' for an extended period of time when Brian Leetch was injured)
2001-02	Brian Leetch (wore the 'C' for an extended period of time when Mark Messier was injured)



Although he was never officially named the Rangers' captain, Adam Graves wore the 'C' for over 50 games during his tenure with the Blueshirts when either Mark Messier or Brian Leetch was out of the lineup.

# CAPTAINS AND ALTERNATE CAPTAINS BY SEASON (SINCE 1985-86)

*Note - NHL teams started having players wear an 'A' on their jersey as alternate captains in 1985-86 after not doing so for nearly a decade*

SEASON	CAPTAIN	ALTERNATE CAPTAINS
1985-86	Barry Beck (Ron Greschner wore the 'C' at times throughout the season when Beck was injured)	Ron Greschner, Tom Laidlaw, Don Maloney, Bob Brooke
1986-87	Ron Greschner	Tom Laidlaw, Don Maloney, James Patrick (Willie Huber and Pierre Larouche also wore an 'A' at various points throughout the season)
1987-88	Ron Greschner/Kelly Kisio	Kelly Kisio (until he was named captain on Dec. 24, 1987), James Patrick, Don Maloney, David Shaw, Pierre Larouche, Jan Erixon
1988-89	Kelly Kisio	James Patrick, David Shaw, Don Maloney (traded during the season)
1989-90	Kelly Kisio	James Patrick, David Shaw
1990-91	Kelly Kisio (James Patrick and Mike Gartner each wore the 'C' at different times during the season when Kisio was injured for an	James Patrick, David Shaw (Bernie Nicholls, Mike Gartner, Jan Erixon, and Brian Leetch also wore an 'A' at various points during the season)
1991-92	Mark Messier	Brian Leetch, Mike Gartner
1992-93	Mark Messier	Brian Leetch, Mike Gartner
1993-94	Mark Messier	Brian Leetch, Adam Graves, Kevin Lowe, Steve Larmer (acquired during the season), Mike Gartner (traded during the season)
1994-95	Mark Messier	Brian Leetch, Adam Graves, Kevin Lowe, Steve Larmer
1995-96	Mark Messier	Brian Leetch, Adam Graves, Kevin Lowe
1996-97	Mark Messier	Brian Leetch, Adam Graves
1997-98	Brian Leetch	Adam Graves, Jeff Beukeboom, Mike Keane (traded during the season), Brian Skrudland (traded during the season)
1998-99	Brian Leetch	Adam Graves, Jeff Beukeboom
1999-00	Brian Leetch (Adam Graves wore the 'C' when Leetch was injured for an extended period of time during the season)	Adam Graves, Kevin Stevens (Theo Fleury also wore an 'A' at various points throughout the season)
2000-01	Mark Messier	Brian Leetch, Adam Graves

## CAPTAINS AND ALTERNATE CAPTAINS BY SEASON (SINCE 1985-86)

*Note - NHL teams started having players wear an 'A' on their jersey as alternate captains in 1985-86 after not doing so for nearly a decade*

SEASON	CAPTAIN	ALTERNATE CAPTAINS
2001-02	Mark Messier (Brian Leetch wore the 'C' when Messier was injured for an extended period)	Brian Leetch, Eric Lindros (Theo Fleury also wore an 'A' at various points throughout the season)
2002-03	Mark Messier	Brian Leetch, Eric Lindros
2003-04	Mark Messier	Brian Leetch (traded during the season), Eric Lindros, Petr Nedved (traded during the season), Alexei Kovalev (traded during the season), Jaromir Jagr (acquired during the season), Bobby Holik
2005-06	-	Jaromir Jagr, Darius Kasparaitis, Steve Rucchin
2006-07	Jaromir Jagr	Brendan Shanahan, Martin Straka
2007-08	Jaromir Jagr	Brendan Shanahan, Martin Straka
2008-09	Chris Drury	Scott Gomez, Markus Naslund
2009-10	Chris Drury	Vinny Prospal, Ryan Callahan, Michal Rozsival
2010-11	Chris Drury	Ryan Callahan, Marc Staal
2011-12	Ryan Callahan	Marc Staal, Brad Richards, Dan Girardi
2012-13	Ryan Callahan	Marc Staal, Brad Richards, Dan Girardi
2013-14	Ryan Callahan (traded during the season)	Marc Staal, Brad Richards, Dan Girardi
2014-15	Ryan McDonagh	Marc Staal, Dan Girardi, Derek Stepan, Martin St. Louis
2015-16	Ryan McDonagh	Marc Staal, Dan Girardi, Derek Stepan
2016-17	Ryan McDonagh	Marc Staal, Dan Girardi, Derek Stepan, Rick Nash
2017-18	Ryan McDonagh (traded during the season)	Marc Staal, Mats Zuccarello, Rick Nash (traded during the season); from February - April, Jesper Fast, Chris Kreider, and Mika Zibanejad rotated wearing an 'A'
2018-19	-	Marc Staal, Mika Zibanejad, Mats Zuccarello (traded during the season), Jesper Fast, Chris Kreider (Kevin Shattenkirk and Brady Skjei rotated wearing an 'A' for
2019-20	-	Marc Staal, Mika Zibanejad, Jesper Fast, Chris Kreider
2020-21	-	Chris Kreider, Artemi Panarin, Jacob Trouba, Mika Zibanejad
2021-22	-	Chris Kreider, Artemi Panarin, Jacob Trouba, Mika Zibanejad, Barclay Goodrow, Ryan Strome
2022-23	Jacob Trouba	Chris Kreider, Artemi Panarin, Mika Zibanejad, Barclay Goodrow

## ALL-TIME TRAINING CAMP LOCATIONS

SEASON	TRAINING CAMP LOCATION(S)
1926-27	Toronto, ON
1927-28	Springfield, MA / Toronto, ON *
1928-29	Springfield, MA
1929-30	Springfield, MA
1930-31	Toronto, ON / Springfield, MA
1931-32	Toronto, ON / Springfield, MA
1932-33	Lake Placid, NY / Springfield, MA
1933-34	Montreal, QC (Montreal Forum) / Kingston, ON
1934-35	Winnipeg, MB
1935-36	Winnipeg, MB
1936-37	Winnipeg, MB
1937-38	Winnipeg, MB
1938-39z	Winnipeg, MB
1939-40	Winnipeg, MB
1940-41	Winnipeg, MB
1941-42	Winnipeg, MB
1942-43	Winnipeg, MB
1943-44	Winnipeg, MB
1944-45	Winnipeg, MB
1945-46	Winnipeg, MB
1946-47	Winnipeg, MB
1947-48	Lake Placid, NY
1948-49	Lake Placid, NY
1949-50	Lake Placid, NY
1950-51	Lake Placid, NY
1951-52	Guelph, ON
1952-53	Guelph, ON
1953-54	Saskatoon, SK
1954-55	Kamloops, BC / Vancouver, BC
1955-56	Saskatoon, SK
1956-57	Providence, RI
1957-58	Providence, RI
1958-59	Niagara Falls, ON
1959-60	Niagara Falls, ON
1960-61	Kitchener, ON
1961-62	Guelph, ON
1962-63	Vancouver, BC
1963-64	Winnipeg, MB
1964-65	Winnipeg, MB
1965-66	Kingston, ON
1966-67	Kingston, ON
1967-68	Kitchener, ON
1968-69	Kitchener, ON
1969-70	Kitchener, ON
1970-71	Kitchener, ON
1971-72	Kitchener, ON
1972-73	Kitchener, ON
1973-74	Kitchener, ON

## ALL-TIME TRAINING CAMP LOCATIONS

SEASON	TRAINING CAMP LOCATION(S)
1974-75	Kitchener, ON
1975-76	Long Beach, NY (Nassau County Arena)
1976-77	Long Beach, NY (Nassau County Arena)
1977-78	Long Beach, NY (Nassau County Arena)
1978-79	Hawthorne, NY (Westchester Ice Skating Center)
1979-80	Richmond, VA (Richmond Coliseum)
1980-81	Rye, NY (Playland Ice Casino)
1981-82	Vierumaki, Finland / Rye, NY (Playland Ice Casino)
1982-83	Rye, NY (Playland Ice Casino)
1983-84	Rye, NY (Playland Ice Casino)
1984-85	Rye, NY (Playland Ice Casino)
1985-86	Rye, NY (Playland Ice Casino)
1986-87	Rye, NY (Playland Ice Casino)
1987-88	Rye, NY (Playland Ice Casino)
1988-89	Trois-Rivieres, QC
1989-90	Glens Falls, NY (Glens Falls Civic Center)
1990-91	Glens Falls, NY (Glens Falls Civic Center)
1991-92	Glens Falls, NY (Glens Falls Civic Center)
1992-93	Glens Falls, NY (Glens Falls Civic Center)
1993-94	London, England / Glens Falls, NY (Glens Falls Civic Center)
1994-95	Glens Falls, NY (Glens Falls Civic Center) / Rye, NY (Playland
1995-96	Burlington, VT (University of Vermont)
1996-97	Burlington, VT (University of Vermont)
1997-98	Burlington, VT (University of Vermont)
1998-99	Burlington, VT (University of Vermont)
1999-00	Burlington, VT (University of Vermont)
2000-01	Burlington, VT (University of Vermont)
2001-02	Rye, NY (Playland Ice Casino) ***
2002-03	Burlington, VT (University of Vermont)
2003-04	Burlington, VT (University of Vermont)
2005-06	Tarrytown, NY (MSG Training Center) / West Point, NY
2006-07	Tarrytown, NY (MSG Training Center) / Lake George, NY
2007-08	Tarrytown, NY (MSG Training Center) / West Point, NY
2008-09	Tarrytown, NY (MSG Training Center)
2009-10	Tarrytown, NY (MSG Training Center)
2010-11	Tarrytown, NY (MSG Training Center)
2011-12	Tarrytown, NY (MSG Training Center)
2012-13	Tarrytown, NY (MSG Training Center)
2013-14	Tarrytown, NY (MSG Training Center) / Banff, AB
2014-15	Tarrytown, NY (MSG Training Center)
2015-16	Tarrytown, NY (MSG Training Center)
2016-17	Tarrytown, NY (MSG Training Center)
2017-18	Tarrytown, NY (MSG Training Center)
2018-19	Tarrytown, NY (MSG Training Center)
2019-20	Tarrytown, NY (MSG Training Center)
2020-21	Tarrytown, NY (MSG Training Center)
2021-22	Tarrytown, NY (MSG Training Center)
2022-23	Tarrytown, NY (MSG Training Center)

\* Rink in Springfield flooded as part of huge flooding throughout New England, causing the end of Training Camp to take

\*\* Glens Falls in September of 1994; Rye in January of 1995

\*\*\* Training Camp moved from Madison Square Garden following terrorist attack on 9/11/01

## ALL-TIME PRE-SEASON GAMES

DATE	OPPONENT	SCORE	LOCATION	VENUE
		1926-27		
11/9/26	at London Panthers	6-0	Toronto, ON	Ravina Rink
11/11/26	at London Panthers	3-1	London, ON	London Arena
		1927-28		
<i>None - games originally scheduled against NY Americans in New Haven, CT were cancelled due to flood throughout New England</i>				
		1928-29		
11/4/28	at New Haven Eagles	4-3	New Haven, CT	New Haven Arena
		1929-30		
11/11/29	at Springfield Indians	5-0	Springfield, MA	Eastern States Coliseum
		1930-31		
11/9/30	at Providence Reds	11-2	Providence, RI	Rhode Island Auditorium
		1931-32		
10/28/31	at Springfield Indians	3-7	Oshawa, ON	Oshawa Arena
10/30/31	at London Tecumsehs	6-1	London, ON	London Arena
11/7/31	at Boston Cubs	3-0	Boston, MA	Boston Arena
		1932-33		
10/29/32	Springfield Indians	6-3	Lake Placid, NY	Olympic Arena
10/30/32	Springfield Indians	10-3	Lake Placid, NY	Olympic Arena
11/6/32	at Philadelphia Arrows	2-0	Philadelphia, PA	Philadelphia Arena
11/7/32	at Springfield Indians	2-1	Springfield, MA	Eastern States Arena
		1933-34		
10/29/33	Boston Bruins	6-3	Quebec City, QC	Quebec Arena
11/2/33	at Montreal Canadiens	3-0	Kingston, ON	Jock Harty Arena
11/4/33	at Montreal Maroons	3-1	Montreal, QC	Montreal Forum
		1934-35		
10/27/34	Montreal Maroons	2-2	Winnipeg, MB	Winnipeg Amphitheatre
10/30/34	Montreal Maroons	4-2	Winnipeg, MB	Winnipeg Amphitheatre
11/1/34	Montreal Maroons	6-4	Winnipeg, MB	Winnipeg Amphitheatre
11/3/34	Montreal Maroons	2-6	Winnipeg, MB	Winnipeg Amphitheatre
11/5/34	Montreal Maroons	5-5	St. Paul, MN	St. Paul Hippodrome
11/8/34	Montreal Maroons	0-4	Minneapolis, MN	Minneapolis Arena
		1935-36		
10/29/35	at Northwestern Hockey	3-1	Calgary, AB	Victoria Arena
10/31/35	at Northwestern Hockey	11-6	Calgary, AB	Victoria Arena
11/2/35	at Northwestern Hockey	4-3	Calgary, AB	Victoria Arena
11/4/35	Montreal Maroons	3-1	Winnipeg, MB	Winnipeg Amphitheatre
11/6/35	Montreal Maroons	3-6	Winnipeg, MB	Winnipeg Amphitheatre
		1936-37		
10/30/36	Philadelphia Ramblers	8-3	Winnipeg, MB	Winnipeg Amphitheatre
11/2/36	Philadelphia Ramblers	7-2	Winnipeg, MB	Winnipeg Amphitheatre
		1937-38		
10/23/37	New York Americans	2-2	Calgary, AB	Victoria Arena
10/26/37	New York Americans	6-5 (OT)	Edmonton, AB	Edmonton Gardens
10/27/37	New York Americans	2-6	Calgary, AB	Victoria Arena
10/28/37	New York Americans	3-1	Edmonton, AB	Edmonton Gardens
10/30/37	at New York Americans	0-1	Saskatoon, SK	Saskatoon Arena
10/30/37	at New York Americans	1-1	Saskatoon, SK	Saskatoon Arena
11/1/37	New York Americans	3-4	Winnipeg, MB	Winnipeg Amphitheatre
		1938-39		
10/20/38	New York Americans	2-1 (OT)	Winnipeg, MB	Winnipeg Amphitheatre
10/22/38	at New York Americans	5-2	Saskatoon, SK	Saskatoon Arena
10/25/38	at New York Americans	7-0	Saskatoon, SK	Saskatoon Arena
10/27/38	New York Americans	8-4	Edmonton, AB	Edmonton Gardens
10/29/38	New York Americans	5-3	Edmonton, AB	Edmonton Gardens
10/31/38	New York Americans	4-3 (OT)	Winnipeg, MB	Winnipeg Amphitheatre
11/3/38	at St. Paul Saints	4-3	St. Paul, MN	St. Paul Hippodrome



## ALL-TIME PRE-SEASON GAMES

DATE	OPPONENT	SCORE	LOCATION	VENUE
1939-40				
10/20/39	at New York Americans	2-2	Port Arthur, ON	Port Arthur Arena
10/21/39	at New York Americans	3-2	Port Arthur, ON	Port Arthur Arena
10/23/39	New York Americans	4-2	Winnipeg, MB	Winnipeg Amphitheatre
10/24/39	New York Americans	5-2	Regina, SK	Queen City Gardens
10/28/39	New York Americans	0-2	Regina, SK	Queen City Gardens
10/30/39	New York Americans	1-3	Winnipeg, MB	Winnipeg Amphitheatre
1940-41				
10/19/40	New York Americans	5-2	Winnipeg, MB	Winnipeg Amphitheatre
10/22/40	New York Americans	2-5	Regina, SK	Queen City Gardens
10/24/40	New York Americans	7-1	Saskatoon, SK	Saskatoon Arena
10/26/40	New York Americans	3-4	Regina, SK	Queen City Gardens
10/28/40	New York Americans	2-3	Winnipeg, MB	Winnipeg Amphitheatre
10/30/40	at New York Americans	5-3	Port Arthur, ON	Port Arthur Arena
1941-42				
10/23/41	Tulsa Oilers	9-2	Winnipeg, MB	Winnipeg Amphitheatre
10/25/41	New York Americans	1-2	Winnipeg, MB	Winnipeg Amphitheatre
10/27/41	New York Americans	1-1	Winnipeg, MB	Winnipeg Amphitheatre
10/29/41	at New York Americans	8-3	Port Arthur, ON	Port Arthur Arena
1942-43				
10/26/42	Royal Canadian Navy	9-2	Winnipeg, MB	Winnipeg Amphitheatre
1943-44				
No Pre-Season Games				
1944-45				
10/21/44	Royal Canadian Air	6-4	Winnipeg, MB	Winnipeg Amphitheatre
10/24/44	Royal Canadian Air	3-3	Winnipeg, MB	Winnipeg Amphitheatre
1945-46				
10/18/45	Chicago Black Hawks	2-4	Winnipeg, MB	Winnipeg Amphitheatre
10/20/45	Chicago Black Hawks	1-6	Winnipeg, MB	Winnipeg Amphitheatre
10/20/45	Chicago Black Hawks	2-5	Winnipeg, MB	Winnipeg Amphitheatre
10/25/45	St. Paul Saints	7-4	Winnipeg, MB	Winnipeg Amphitheatre
10/27/45	St. Paul Saints	5-4	Winnipeg, MB	Winnipeg Amphitheatre
1946-47				
10/8/46	New Haven Ramblers	9-2	Winnipeg, MB	Winnipeg Amphitheatre
10/10/46	New Haven Ramblers	3-4	Winnipeg, MB	Winnipeg Amphitheatre
10/11/46	Chicago Black Hawks	2-6	Winnipeg, MB	Winnipeg Amphitheatre
10/12/46	Chicago Black Hawks	5-5	Winnipeg, MB	Winnipeg Amphitheatre
10/14/46	St. Paul Saints	9-5	Port Arthur, ON	Port Arthur Arena
1947-48				
10/4/47	New Haven Ramblers	6-3	Lake Placid, NY	Olympic Arena
10/8/47	at Ottawa Senators	7-2	Ottawa, ON	Ottawa Auditorium
10/11/47	at Ottawa Senators	10-3	Ottawa, ON	Ottawa Auditorium
10/12/47	at Shawinigan Falls	3-1	Shawinigan Falls, QC	Shawinigan Municipal
10/14/47	at Quebec Aces	4-1	Quebec City, QC	Colisee de Quebec
1948-49				
9/28/48	New Haven Ramblers	10-1	Lake Placid, NY	Olympic Arena
10/3/48	at Valleyfield Braves	7-4	Salaberry-de-Vallyfield,	Arena Salaberry
10/5/48	at Quebec Aces	10-2	Quebec City, QC	Colisee de Quebec
10/6/48	at Providence Reds	2-1	Trois-Rivieres, QC	Colisee de Trois-Rivieres
10/7/48	at Shawinigan Falls	11-2	Shawinigan Falls, QC	Shawinigan Municipal
10/12/48	at Ottawa Senators	9-3	Ottawa, ON	Ottawa Auditorium
1949-50				
9/28/49	New Haven Ramblers	4-1	Lake Placid, NY	Olympic Arena
10/1/49	New Haven Ramblers	1-4	Lake Placid, NY	Olympic Arena
10/5/49	New Haven Ramblers	5-1	Lake Placid, NY	Olympic Arena
10/8/49	New Haven Ramblers	7-2	Lake Placid, NY	Olympic Arena

## ALL-TIME PRE-SEASON GAMES

DATE	OPPONENT	SCORE	LOCATION	VENUE
1950-51				
9/23/50	St. Paul Saints	3-2	Lake Placid, NY	Olympic Arena
9/30/50	St. Paul Saints	8-4	Lake Placid, NY	Olympic Arena
10/3/50	at Valleyfield Braves	7-2	Salaberry-de-Vallyfield,	Arena Salaberry
10/4/50	at Quebec Aces	10-2	Quebec City, QC	Colisee de Quebec
10/7/50	at Montreal Royals	8-2	Montreal, QC	Montreal Forum
1951-52				
9/27/51	Cleveland Barons	5-3	Stratford, ON	Stratford Arena
9/28/51	at Pittsburgh Hornets	9-2	Niagara Falls, ON	Niagara Falls Memorial Arena
9/29/51	Cleveland Barons	5-2	Guelph, ON	Guelph Memorial Gardens
10/2/51	Chicago Black Hawks	3-1	Guelph, ON	Guelph Memorial Gardens
10/3/51	Pittsburgh Hornets	2-1	Guelph, ON	Guelph Memorial Gardens
10/12/51	at Cincinnati Mohawks	4-2	Cincinnati, OH	Cincinnati Gardens
1952-53				
9/24/52	Pittsburgh Hornets	2-0	Guelph, ON	Guelph Memorial Gardens
9/26/52	at Pittsburgh Hornets	4-2	Niagara Falls, ON	Niagara Falls Memorial Arena
1953-54				
9/17/53	at Saskatoon Quakers	8-4	Prince Albert, SK	Minto Arena
9/19/53	at Saskatoon Quakers	4-3	Saskatoon, SK	Saskatoon Arena
9/22/53	at Calgary Stampeders	2-3	Calgary, AB	Victoria Arena
9/24/53	at Vancouver Canucks	6-1	Trail, BC	Cominco Arena
9/25/53	at Vancouver Canucks	7-1	Penticton, BC	Penticton Memorial Arena
9/26/53	at New Westminster	3-2	New Westminster, BC	Queen's Park Arena
9/27/53	at Seattle Bombers	4-2	Seattle, WA	Civic Ice Arena
9/29/53	at Victoria Cougars	3-1	Victoria, BC	Victoria Memorial Arena
9/30/53	at Vancouver Canucks	1-2	Vancouver, BC	Vancouver Forum
10/2/53	at Calgary Stampeders	6-2	Lethbridge, AB	Lethbridge Arena
10/6/53	at Kitchener-Waterloo	5-2	Kitchener, ON	Kitchener Memorial
1954-55				
9/17/54	at Vancouver Canucks	4-2	Kamloops, BC	Kamloops Memorial Arena
9/18/54	at Vancouver Canucks	2-1	Kelowna, BC	Kelowna Memorial Arena
9/22/54	at Vancouver Canucks	4-1	Vancouver, BC	Vancouver Forum
9/24/54	at Vancouver Canucks	1-5	Vancouver, BC	Vancouver Forum
9/26/54	at WHL All-Stars	4-4	Seattle, WA	Civic Ice Arena
9/27/54	at Vancouver Canucks	3-1	Vancouver, BC	Vancouver Forum
9/28/54	at Victoria Cougars	5-1	Victoria, BC	Victoria Memorial Arena
9/29/54	at Calgary Stampeders	5-1	Calgary, AB	Stampede Corral
9/30/54	at Saskatoon Quakers	7-3	Regina, SK	Regina Exhibition Stadium
10/1/54	at Saskatoon Quakers	4-1	Saskatoon, SK	Saskatoon Arena
10/2/54	at Prince Albert*	12-2	Prince Albert, SK	Minto Arena
*team was a combination of players from Prince Albert Mintos, ex-Minto players, and Saskatoon Quakers				
1955-56				
9/23/55	at Regina Regals	6-1	Regina, SK	Regina Exhibition Stadium
9/24/55	at Saskatoon Quakers	6-1	Saskatoon, SK	Saskatoon Arena
9/28/55	at Calgary Stampeders	2-1	Calgary, AB	Victoria Arena
9/29/55	at Calgary Stampeders	2-2	Red Deer, AB	Red Deer Arena
9/30/55	at Edmonton Flyers	4-2	Edmonton, AB	Edmonton Gardens
10/1/55	at Saskatoon Quakers	8-1	Prince Albert, SK	Minto Arena
10/4/55	at Winnipeg Warriors	4-1	Winnipeg, MB	Olympic Rink
1956-57				
9/19/56	at Providence Reds	4-1	Providence, RI	Rhode Island Auditorium
9/22/56	Boston Bruins	4-2	Providence, RI	Rhode Island Auditorium
9/23/56	Boston Bruins ('B' Team)	4-1	Providence, RI	Rhode Island Auditorium
9/29/56	Boston Bruins	4-3	Providence, RI	Rhode Island Auditorium
10/2/56	Boston Bruins	2-2	New Haven, CT	New Haven Arena
10/6/56	at Chicago Black Hawks	2-2	St. Thomas, ON	St. Thomas-Elgin Memorial
10/8/56	Springfield Indians	4-3	Niagara Falls, ON	Niagara Falls Memorial Arena

ALL-TIME PRE-SEASON GAMES

DATE	OPPONENT	SCORE	LOCATION	VENUE
		1957-58		
9/22/57	Boston Bruins	4-3	New Haven, CT	New Haven Arena
9/25/57	Boston Bruins	1-6	Providence, RI	Rhode Island Auditorium
9/28/57	Springfield Indians	3-2	Providence, RI	Rhode Island Auditorium
9/29/57	Springfield Indians	1-2	Boston, MA	Boston Garden
10/1/57	at Chicago Black Hawks	1-5	St. Catharines, ON	Garden City Arena
10/4/57	at Chicago Black Hawks	6-2	St. Thomas, ON	St. Thomas-Elgin Memorial
10/5/57	Hershey Bears	4-0	Niagara Falls, ON	Niagara Falls Memorial
		1958-59		
9/19/58	Buffalo Bisons	4-4	Niagara Falls, ON	Stamford Memorial Arena
9/22/58	Chicago Black Hawks	1-2	Niagara Falls, ON	Stamford Memorial Arena
9/24/58	Cleveland Barons	5-2	St. Thomas, ON	St. Thomas-Elgin Memorial
9/26/58	at Toronto Maple Leafs	1-3	Peterborough, ON	Peterborough Memorial
9/27/58	Toronto Maple Leafs	4-1	Niagara Falls, ON	Stamford Memorial Arena
9/28/58	at Hull-Ottawa	3-4	Gatineau, QC	Guertin Arena
9/30/58	Hershey Bears	4-3	Niagara Falls, ON	Stamford Memorial Arena
10/1/58	at Chicago Black Hawks	1-5	St. Catharines, ON	Garden City Arena
10/2/58	Hershey Bears	7-3	Niagara Falls, ON	Stamford Memorial Arena
10/4/58	at Springfield Indians	5-4	Springfield, MA	Eastern States Coliseum
10/5/58	at Providence Reds	6-5	Providence, RI	Rhode Island Auditorium
		1959-60		
9/15/59	at Toronto Maple Leafs	3-2	Peterborough, ON	Peterborough Memorial
9/16/59	Springfield Indians	8-2	Niagara Falls, ON	Stamford Memorial Arena
9/18/59	Cleveland Barons	8-2	Niagara Falls, ON	Stamford Memorial Arena
9/22/59	Vancouver Canucks	5-2	Los Angeles, CA	Los Angeles Memorial
9/24/59	Vancouver Canucks	3-2	Los Angeles, CA	Los Angeles Memorial
9/25/59	at Vancouver Canucks	6-1	Vancouver, BC	Vancouver Forum
9/26/59	at Victoria Cougars	5-4	Victoria, BC	Victoria Memorial Arena
9/27/59	at Vancouver Canucks	4-1	Vancouver, BC	Vancouver Forum
9/29/59	at Calgary Stampeders	11-4	Calgary, AB	Stampede Corral
9/30/59	at Edmonton Flyers	6-4	Edmonton, AB	Edmonton Gardens
10/2/59	at Winnipeg Warriors	4-4	Winnipeg, MB	Winnipeg Arena
10/3/59	Winnipeg Warriors	11-0	St. Paul, MN	St. Paul Auditorium
10/4/59	Winnipeg Warriors	4-2	St. Paul, MN	St. Paul Auditorium
		1960-61		
9/13/60	at Toronto Maple Leafs	4-3	Peterborough, ON	Peterborough Memorial
9/14/60	Toronto Maple Leafs	5-2	Kitchener, ON	Kitchener Memorial
9/18/60	at Kitchener-Waterloo	3-1	Kitchener, ON	Kitchener Memorial
9/20/60	at Chicago Black Hawks	4-3	St. Catharines, ON	Garden City Arena
9/21/60	Chicago Black Hawks	3-1	Kitchener, ON	Kitchener Memorial
9/23/60	at Sault Ste. Marie	7-1	Sault Ste. Marie, ON	Sault Memorial Gardens
9/24/60	at Sudbury Wolves	6-2	Sudbury, ON	Sudbury Community Arena
9/25/60	at Hull-Ottawa	7-1	Gatineau, QC	Guertin Arena
9/28/60	at Quebec Aces	2-2	Quebec City, QC	Colisee de Quebec
		1961-62		
9/15/61	Buffalo Bisons	7-1	Guelph, ON	Guelph Memorial Gardens
9/17/61	Toronto Maple Leafs	5-3	Kitchener, ON	Kitchener Memorial
9/19/61	at Toronto Maple Leafs	1-2	Peterborough, ON	Peterborough Memorial
9/22/61	at Buffalo Bisons	2-3	Welland, ON	Welland Arena
9/23/61	Springfield Indians	2-4	Port Colborne, ON	Port Colborne
9/24/61	at Buffalo Bisons	5-0	Buffalo, NY	Buffalo Memorial
9/26/61	Rochester Americans	5-2	Hamilton, ON	Barton Street Arena
9/28/61	Kitchener-Waterloo	8-4	Guelph, ON	Guelph Memorial Gardens
9/29/61	Springfield Indians	8-4	Guelph, ON	Guelph Memorial Gardens
10/1/61	at Hull-Ottawa	2-0	Gatineau, QC	Guertin Arena
10/2/61	at Kingston Frontenacs	4-0	Kingston, ON	Kingston Memorial Centre
10/4/61	Boston Bruins	2-4	Kitchener, ON	Kitchener Memorial
10/7/61	at Springfield Indians	3-3	Springfield, MA	Eastern States Coliseum

## ALL-TIME PRE-SEASON GAMES

DATE	OPPONENT	SCORE	LOCATION	VENUE
1962-63				
9/19/62	at Vancouver Canucks	1-0	Vancouver, BC	Vancouver Forum
9/21/62	at Vancouver Canucks	5-2	Nanaimo, BC	Nanaimo Civic Arena
9/24/62	at Portland Buckaroos	6-1	Victoria, BC	Victoria Memorial Arena
9/26/62	Toronto Maple Leafs	2-2	Vancouver, BC	Vancouver Forum
9/27/62	San Francisco Seals	6-3	New Westminster, BC	Queen's Park Arena
9/28/62	at Seattle Totems	7-3	Seattle, WA	Civic Ice Arena
9/29/62	at Calgary Stampedeers	9-0	Calgary, AB	Stampede Corral
10/1/62	at Spokane Comets	4-0	Lethbridge, AB	Lethbridge Arena
10/2/62	Los Angeles Blades	7-5	Saskatoon, SK	Saskatoon Arena
10/3/62	Baltimore Clippers	6-5	Brandon, MB	Wheat City Arena
10/4/62	Toronto Maple Leafs	4-0	Winnipeg, MB	Winnipeg Arena
10/5/62	Baltimore Clippers	3-4	Fort William, ON	Fort William Gardens
10/9/62	Baltimore Clippers	1-4	New York, NY	Madison Square Garden
1963-64				
9/21/63	St. Paul Rangers	10-4	Brandon, MB	Wheat City Arena
9/26/63	San Francisco Seals	7-1	Calgary, AB	Stampede Corral
9/27/63	Los Angeles Blades	5-2	Saskatoon, SK	Saskatoon Arena
9/28/63	Los Angeles Blades	5-1	North Battleford, SK	North Battleford Civic
9/29/63	St. Paul Rangers	12-3	Winnipeg, MB	Winnipeg Arena
10/3/63	Toronto Maple Leafs	3-1	Winnipeg, MB	Winnipeg Arena
10/6/63	at St. Paul Rangers	4-2	St. Paul, MN	St. Paul Auditorium
1964-65				
9/19/64	Baltimore Clippers	5-5	Brandon, MB	Wheat City Arena
9/20/64	Baltimore Clippers	5-3	Winnipeg, MB	Winnipeg Arena
9/24/64	Toronto Maple Leafs	2-0	Winnipeg, MB	Winnipeg Arena
9/26/64	Toronto Maple Leafs	4-3	Calgary, AB	Stampede Corral
9/27/64	Los Angeles Blades	3-5	Saskatoon, SK	Saskatoon Arena
9/30/64	Boston Bruins	2-6	Winnipeg, MB	Winnipeg Arena
10/2/64	at Boston Bruins	1-2	London, ON	London Ice House
10/4/64	at Boston Bruins	1-8	Boston, MA	Boston Garden
10/6/64	at Chicago Black Hawks	2-4	Kitchener, ON	Kitchener Memorial
10/7/64	at Detroit Red Wings	0-6	Windsor, ON	Windsor Arena
10/9/64	at Long Island Ducks	13-2	Commack, NY	Long Island Arena
1965-66				
9/30/65	at Toronto Maple Leafs	1-8	Peterborough, ON	Peterborough Memorial
10/2/65	at Toronto Maple Leafs	2-4	Toronto, ON	Maple Leaf Gardens
10/3/65	Houston Apollos	7-2	Kingston, ON	Kingston Memorial Centre
10/5/65	at Boston Bruins	5-3	London, ON	London Ice House
10/6/65	Toronto Maple Leafs	5-4	Kitchener, ON	Kitchener Memorial
10/8/65	at Rochester Americans	8-3	Rochester, NY	Rochester Community War
10/9/65	Boston Bruins	6-3	Kingston, ON	Kingston Memorial Centre
10/11/65	Toronto Maple Leafs	5-2	New York, NY	Madison Square Garden
10/13/65	Detroit Red Wings	4-4	Kingston, ON	Kingston Memorial Centre
10/15/65	Detroit Red Wings	6-4	Kitchener, ON	Kitchener Memorial
10/17/65	Montreal Canadiens	2-4	New York, NY	Madison Square Garden
10/19/65	at Long Island Ducks	8-3	Commack, NY	Long Island Arena

## ALL-TIME PRE-SEASON GAMES

DATE	OPPONENT	SCORE	LOCATION	VENUE
1966-67				
9/24/66	Omaha Knights	4-4	Kingston, ON	Kingston Memorial Centre
9/28/66	Toronto Maple Leafs	1-2	Kingston, ON	Kingston Memorial Centre
9/30/66	at Boston Bruins	3-0	London, ON	London Ice House
10/1/66	Boston Bruins	3-0	Kingston, ON	Kingston Memorial Centre
10/2/66	at Rochester Americans	3-5	Rochester, NY	Rochester Community War
10/5/66	at Toronto Maple Leafs	4-5	Toronto, ON	Maple Leaf Gardens
10/7/66	Canadian National	2-5	Winnipeg, MB	Winnipeg Arena
10/8/66	Canadian National	7-0	Calgary, AB	Stampede Corral
10/9/66	Canadian National	1-4	Winnipeg, MB	Winnipeg Arena
10/10/66	Toronto Maple Leafs	3-2	Kitchener, ON	Kitchener Memorial
10/11/66	at Boston Bruins	3-1	Boston, MA	Boston Garden
10/13/66	at Toronto Maple Leafs	1-1	Peterborough, ON	Peterborough Memorial
10/16/66	at Long Island Ducks	7-1	Commack, NY	Long Island Arena
1967-68				
9/16/67	Buffalo Bisons	3-1	Stratford, ON	Stratford Arena
9/17/67	Boston Bruins	7-0	Kitchener, ON	Kitchener Memorial
9/19/67	at Boston Bruins	3-9	London, ON	London Ice House
9/23/67	at Montreal Canadiens	1-4	Montreal, QC	Montreal Forum
9/24/67	at Buffalo Bisons	3-1	Buffalo, NY	Buffalo Memorial
9/26/67	at Toronto Maple Leafs	3-4	Peterborough, ON	Peterborough Memorial
9/27/67	Detroit Red Wings	2-4	Kitchener, ON	Kitchener Memorial
9/29/67	Montreal Canadiens	6-4	New York, NY	Madison Square Garden
10/1/67	Toronto Maple Leafs	4-2	New York, NY	Madison Square Garden
10/3/67	at Boston Bruins	1-2	Boston, MA	Boston Garden
10/6/67	Toronto Maple Leafs	0-1	Kitchener, ON	Kitchener Memorial
10/7/67	at Toronto Maple Leafs	2-3	Toronto, ON	Maple Leaf Gardens
1968-69				
9/20/68	St. Louis Blues	4-5	Kitchener, ON	Kitchener Memorial
9/21/68	at St. Louis Blues	4-4	Ottawa, ON	Ottawa Civic Centre
9/22/68	at Philadelphia Flyers	2-0	Quebec City, QC	Colisee de Quebec
9/24/68	at Boston Bruins	4-2	London, ON	London Ice House
9/25/68	Boston Bruins	7-4	Kitchener, ON	Kitchener Memorial
9/27/68	Montreal Canadiens	5-1	New York, NY	Madison Square Garden
9/28/68	at Toronto Maple Leafs	2-3	Toronto, ON	Maple Leaf Gardens
9/29/68	Toronto Maple Leafs	1-5	New York, NY	Madison Square Garden
10/2/68	at Boston Bruins	2-2	Boston, MA	Boston Garden
10/4/68	Chicago Black Hawks	3-1	Kitchener, ON	Kitchener Memorial
10/5/68	at Pittsburgh Penguins	3-3	Brantford, ON	Brantford Civic Centre
1969-70				
9/19/69	St. Louis Blues	4-1	Kitchener, ON	Kitchener Memorial
9/21/69	Toronto Maple Leafs	5-3	Kitchener, ON	Kitchener Memorial
9/23/69	at Boston Bruins	5-2	London, ON	London Ice House
9/25/69	Chicago Black Hawks	4-2	Kitchener, ON	Kitchener Memorial
9/26/69	at Toronto Maple Leafs	4-2	Peterborough, ON	Peterborough Memorial
9/27/69	at Toronto Maple Leafs	1-4	Toronto, ON	Maple Leaf Gardens
9/28/69	at St. Louis Blues	4-7	Ottawa, ON	Ottawa Civic Centre
10/1/69	Boston Bruins	5-4	Kitchener, ON	Kitchener Memorial
10/2/69	at Detroit Red Wings	1-6	Detroit, MI	Detroit Olympia
10/3/69	Toronto Maple Leafs	3-2	New York, NY	Madison Square Garden
10/4/69	at Montreal Canadiens	4-7	Montreal, QC	Montreal Forum
10/5/69	Detroit Red Wings	3-3	New York, NY	Madison Square Garden

## ALL-TIME PRE-SEASON GAMES

DATE	OPPONENT	SCORE	LOCATION	VENUE
1970-71				
9/17/70	at Buffalo Sabres	4-4	Peterborough, ON	Peterborough Memorial Centre
9/18/70	St. Louis Blues	5-1	Kitchener, ON	Kitchener Memorial Auditorium
9/20/70	Detroit Red Wings	2-5	New York, NY	Madison Square Garden
9/23/70	Boston Bruins	2-2	Kitchener, ON	Kitchener Memorial Auditorium
9/26/70	at Detroit Red Wings	2-6	Detroit, MI	Detroit Olympia
9/27/70	at St. Louis Blues	4-2	Ottawa, ON	Ottawa Civic Centre
9/28/70	Boston Bruins	4-0	New York, NY	Madison Square Garden
9/29/70	Detroit Red Wings	4-3	Kitchener, ON	Kitchener Memorial Auditorium
10/3/70	at St. Louis Blues	6-5	St. Louis, MO	St. Louis Arena
10/7/70	at Boston Bruins	6-8	Boston, MA	Boston Garden
1971-72				
9/17/71	at Boston Bruins	3-5	London, ON	London Ice House
9/19/71	Pittsburgh Penguins	1-3	Kitchener, ON	Kitchener Memorial Auditorium
9/22/71	Boston Bruins	6-3	Kitchener, ON	Kitchener Memorial Auditorium
9/24/71	at St. Louis Blues	4-7	Flint, MI	IMA Sports Arena
9/26/71	St. Louis Blues	6-5	Kitchener, ON	Kitchener Memorial Auditorium
9/27/71	Detroit Red Wings	4-0	New York, NY	Madison Square Garden
9/29/71	at Montreal Canadiens	3-3	Halifax, NS	Halifax Forum
10/2/71	at Detroit Red Wings	3-1	Detroit, MI	Detroit Olympia
10/4/71	Boston Bruins	4-1	New York, NY	Madison Square Garden
10/7/71	at Boston Bruins	5-3	Boston, MA	Boston Garden
1972-73				
9/21/72	at St. Louis Blues	6-2	Flint, MI	IMA Sports Arena
9/22/72	St. Louis Blues	6-8	Kitchener, ON	Kitchener Memorial Auditorium
9/25/72	Boston Bruins	2-4	New York, NY	Madison Square Garden
9/27/72	at New York Islanders	6-4	Uniondale, NY	Nassau Coliseum
9/30/72	at St. Louis Blues	5-4	St. Louis, MO	St. Louis Arena
10/1/72	at Detroit Red Wings	2-2	Detroit, MI	Detroit Olympia
10/2/72	Montreal Canadiens	5-6	New York, NY	Madison Square Garden
10/4/72	at Boston Bruins	3-3	Boston, MA	Boston Garden
1973-74				
9/22/73	at Philadelphia Flyers	10-3	Philadelphia, PA	Spectrum
9/23/73	at Providence Reds	6-2	Providence, RI	Providence Civic Center
9/26/73	Boston Bruins	2-2	New York, NY	Madison Square Garden
9/30/73	at Boston Bruins	3-5	Boston, MA	Boston Garden
10/1/73	Montreal Canadiens	3-4	New York, NY	Madison Square Garden
10/2/73	at New York Islanders	6-6	Uniondale, NY	Nassau Coliseum
10/3/73	at St. Louis Blues	3-2	St. Louis, MO	St. Louis Arena
10/5/73	at Boston Bruins	6-8	Providence, RI	Providence Civic Center
10/6/73	at Detroit Red Wings	4-2	Detroit, MI	Detroit Olympia
1974-75				
9/22/74	Detroit Red Wings	7-5	Kitchener, ON	Kitchener Memorial Auditorium
9/23/74	Boston Bruins	6-4	New York, NY	Madison Square Garden
9/25/74	at Providence Reds	4-7	Providence, RI	Providence Civic Center
9/27/74	at Boston Bruins	8-5	Providence, RI	Providence Civic Center
9/29/74	at Philadelphia Flyers	5-1	Philadelphia, PA	Spectrum
9/30/74	Detroit Red Wings	5-1	New York, NY	Madison Square Garden
10/5/74	at New York Islanders	4-3	Uniondale, NY	Nassau Coliseum
10/6/74	Montreal Canadiens	2-7	Moncton, NB	Moncton Coliseum
10/7/74	at Boston Bruins	4-7	Boston, MA	Boston Garden

## ALL-TIME PRE-SEASON GAMES

DATE	OPPONENT	SCORE	LOCATION	VENUE
1975-76				
9/24/75	at Boston Bruins	4-3	Providence, RI	Providence Civic Center
9/25/75	at Boston Bruins	3-8	Boston, MA	Boston Garden
9/28/75	at Philadelphia Flyers	1-2	Philadelphia, PA	Spectrum
9/29/75	Philadelphia Flyers	5-3	New York, NY	Madison Square Garden
9/30/75	at New Haven	9-4	New Haven, CT	New Haven Coliseum
10/1/75	Boston Bruins	4-0	New York, NY	Madison Square Garden
10/2/75	Buffalo Sabres	4-6	Providence, RI	Providence Civic Center
10/3/75	at Providence Reds	7-3	Providence, RI	Providence Civic Center
10/4/75	at Pittsburgh Penguins	3-3	Pittsburgh, PA	Civic Arena
10/5/75	at New York Islanders	2-1	Uniondale, NY	Nassau Coliseum
1976-77				
9/23/76	Boston Bruins	7-5	New York, NY	Madison Square Garden
9/24/76	at Cleveland Barons	1-4	Richfield, OH	Richfield Coliseum
9/26/76	at Philadelphia Flyers	5-7	Philadelphia, PA	Spectrum
9/27/76	Philadelphia Flyers	3-3	New York, NY	Madison Square Garden
9/30/76	at Boston Bruins	2-2	Boston, MA	Boston Garden
10/1/76	at New England Whalers	2-2	Hartford, CT	Hartford Civic Center
10/2/76	at St. Louis Blues	5-6	St. Louis, MO	St. Louis Arena
10/4/76	at New Haven	5-2	New Haven, CT	New Haven Coliseum
1977-78				
9/23/77	at Washington Capitals	3-2	Hershey, PA	Hersheypark Arena
9/25/77	at Boston Bruins	2-4	Providence, RI	Providence Civic Center
9/27/77	Philadelphia Flyers	2-5	New York, NY	Madison Square Garden
9/29/77	at Philadelphia Flyers	4-2	Philadelphia, PA	Spectrum
9/30/77	at New England Whalers	4-7	Hartford, CT	Hartford Civic Center
10/3/77	New York Islanders	1-5	New Haven, CT	New Haven Coliseum
10/4/77	at New York Islanders	6-3	Uniondale, NY	Nassau Coliseum
10/5/77	Boston Bruins	1-5	New York, NY	Madison Square Garden
10/8/77	at Quebec Nordiques	5-5	Quebec City, QC	Colisee de Quebec
10/10/77	at New Haven	4-3	New Haven, CT	New Haven Coliseum
1978-79				
9/21/78	at Philadelphia Flyers	2-8	Philadelphia, PA	Spectrum
9/22/78	at Boston Bruins	2-2	Providence, RI	Providence Civic Center
9/26/78	Philadelphia Flyers	3-4	New York, NY	Madison Square Garden
9/28/78	at Winnipeg Jets	5-2	Winnipeg, MB	Winnipeg Arena
9/29/78	at Vancouver Canucks	2-2	Vancouver, BC	Pacific Coliseum
10/1/78	at Vancouver Canucks	2-4	Vancouver, BC	Pacific Coliseum
10/2/78	at Winnipeg Jets	7-4	Winnipeg, MB	Winnipeg Arena
10/4/78	Boston Bruins	4-4	New York, NY	Madison Square Garden
10/5/78	at New York Islanders	0-3	Uniondale, NY	Nassau Coliseum
10/7/78	at Quebec Nordiques	1-4	Quebec City, QC	Colisee de Quebec
10/8/78	at New England Whalers	4-4	Springfield, MA	Springfield Civic Center
1979-80				
9/20/79	at Richmond Rifles	5-4	Richmond, VA	Richmond Coliseum
9/22/79	at Washington Capitals	1-2	Hershey, PA	Hersheypark Arena
9/26/79	Philadelphia Flyers	5-5	New York, NY	Madison Square Garden
9/28/79	at Boston Bruins	3-3	Providence, RI	Providence Civic Center
9/29/79	at New York Islanders	4-5	Uniondale, NY	Nassau Coliseum
9/30/79	Boston Bruins	5-3	New Haven, CT	New Haven Coliseum
10/2/79	New York Islanders	1-1	New York, NY	Madison Square Garden
10/4/79	at Philadelphia Flyers	4-5	Philadelphia, PA	Spectrum
10/6/79	at Canadian Olympic	5-3	Calgary, AB	Stampede Corral
10/7/79	at Edmonton Oilers	6-8	Edmonton, AB	Northlands Coliseum

## ALL-TIME PRE-SEASON GAMES

DATE	OPPONENT	SCORE	LOCATION	VENUE
1980-81				
9/20/80	at Buffalo Sabres	5-1	Lake Placid, NY	Olympic Center
9/23/80	Boston Bruins	3-1	New Haven, CT	New Haven Coliseum
9/26/80	Philadelphia Flyers	4-1	New York, NY	Madison Square Garden
9/29/80	Hartford Whalers	7-4	Binghamton, NY	Broome County Arena
9/30/80	at New York Islanders	3-3	Uniondale, NY	Nassau Coliseum
10/1/80	at Philadelphia Flyers	5-5	Philadelphia, PA	Spectrum
10/3/80	New York Islanders	1-3	New Haven, CT	New Haven Coliseum
10/4/80	at Hartford Whalers	1-3	Hartford, CT	Hartford Civic Center
10/5/80	at Boston Bruins	3-4	South Yarmouth, MA	Cape Cod Coliseum
10/6/80	New York Islanders	5-2	New York, NY	Madison Square Garden
1981-82				
9/16/81	at Helsinki IFK	1-4	Helsinki, Finland	Helsinki Ice Hall
9/17/81	at Djurgardens IF	5-1	Stockholm, Sweden	Hovet
9/20/81	at Washington Capitals	4-1	Sodertalje, Sweden	Scaniarinken
9/22/81	at Vastra Frolunda	7-1	Gothenburg, Sweden	Scandinavium
9/23/81	at AIK Stockholm	4-1	Stockholm, Sweden	Hovet
9/27/81	at Philadelphia Flyers	4-2	Philadelphia, PA	Spectrum
9/29/81	at Philadelphia Flyers	6-1	East Rutherford, NJ	Brendan Byrne Arena
9/30/81	Philadelphia Flyers	4-1	New York, NY	Madison Square Garden
10/2/81	New York Islanders	8-4	New York, NY	Madison Square Garden
10/3/81	at New York Islanders	7-6	Uniondale, NY	Nassau Coliseum
1982-83				
9/21/82	at New Jersey Devils	3-2	East Rutherford, NJ	Brendan Byrne Arena
9/22/82	New York Islanders	2-1	New York, NY	Madison Square Garden
9/25/82	at New York Islanders	3-7	Uniondale, NY	Nassau Coliseum
9/26/82	at Hartford Whalers	3-2	Hartford, CT	Hartford Civic Center
9/28/82	at Minnesota North	2-1	St. Paul, MN	St. Paul Civic Center
9/29/82	Philadelphia Flyers	3-3	New York, NY	Madison Square Garden
10/1/82	at Hartford Whalers	5-5	Hartford, CT	Hartford Civic Center
10/3/82	Philadelphia Flyers	3-3	Atlantic City, NJ	Convention Hall
1983-84				
9/17/83	at Hartford Whalers	6-11	Hartford, CT	Hartford Civic Center
9/20/83	at New Jersey Devils	5-3	East Rutherford, NJ	Brendan Byrne Arena
9/21/83	New York Islanders	7-1	New York, NY	Madison Square Garden
9/24/83	at U.S. Olympic Team	3-7	Lake Placid, NY	Olympic Center
9/25/83	Philadelphia Flyers	3-0	New York, NY	Madison Square Garden
9/27/83	at Washington Capitals	3-6	Richmond, VA	Richmond Coliseum
9/29/83	at New York Islanders	7-3	Uniondale, NY	Nassau Coliseum
9/30/83	at Hartford Whalers	7-3	New Haven, CT	New Haven Coliseum
10/2/83	at Philadelphia Flyers	6-3	Atlantic City, NJ	Convention Hall
1984-85				
9/22/84	Washington Capitals	1-3	Richfield, OH	Richfield Coliseum
9/23/84	New York Islanders	7-1	New York, NY	Madison Square Garden
9/25/84	at New York Islanders	2-6	Uniondale, NY	Nassau Coliseum
9/28/84	at New Jersey Devils	3-2	East Rutherford, NJ	Brendan Byrne Arena
9/30/84	at Toronto Maple Leafs	2-3	Kitchener, ON	Kitchener Memorial
10/2/84	Philadelphia Flyers	4-4	New York, NY	Madison Square Garden
10/6/84	at Toronto Maple Leafs	3-4	Toronto, ON	Maple Leaf Gardens
10/7/84	at Philadelphia Flyers	3-8	Philadelphia, PA	Spectrum



## ALL-TIME PRE-SEASON GAMES

DATE	OPPONENT	SCORE	LOCATION	VENUE
1985-86				
9/22/85	New York Islanders	5-2	New York, NY	Madison Square Garden
9/25/85	at New Jersey Devils	2-6	East Rutherford, NJ	Brendan Byrne Arena
9/26/85	at Buffalo Sabres	7-5	Troy, NY	Houston Field House
9/27/85	Buffalo Sabres	1-1	Lake Placid, NY	Olympic Center
9/28/85	at Philadelphia Flyers	2-5	Philadelphia, PA	Spectrum
10/1/85	Philadelphia Flyers	4-1	New York, NY	Madison Square Garden
10/2/85	at Detroit Red Wings	4-3 (OT)	Glens Falls, NY	Glens Falls Civic Center
10/4/85	Detroit Red Wings	3-2 (OT)	Troy, NY	Houston Field House
10/5/85	at New York Islanders	0-4	Uniondale, NY	Nassau Coliseum
10/6/85	at New Jersey Devils	5-2	New Haven, CT	New Haven Coliseum
1986-87				
9/21/86	at Philadelphia Flyers	1-4	Philadelphia, PA	Spectrum
9/24/86	Philadelphia Flyers	2-3 (OT)	New York, NY	Madison Square Garden
9/25/86	at New York Islanders	5-5	Uniondale, NY	Nassau Coliseum
9/28/86	at Vancouver Canucks	6-5	Vancouver, BC	Pacific Coliseum
9/30/86	at Calgary Flames	2-4	Calgary, AB	Olympic Saddledome
10/2/86	at Calgary Flames	4-8	Daly City, CA	Cow Palace
10/3/86	at St. Louis Blues	4-0	Daly City, CA	Cow Palace
10/5/86	New York Islanders	6-5 (OT)	New York, NY	Madison Square Garden
1987-88				
9/19/87	at U.S. Olympic Team	6-5	Lake Placid, NY	Olympic Center
9/22/87	at New York Islanders	3-0	Uniondale, NY	Nassau Coliseum
9/23/87	New York Islanders	1-4	New York, NY	Madison Square Garden
9/25/87	at Minnesota North	2-1*	Richfield, OH	Richfield Coliseum
9/26/87	at Hartford Whalers	5-3	Hartford, CT	Hartford Civic Center
9/27/87	Hartford Whalers	4-4	New York, NY	Madison Square Garden
9/29/87	Winnipeg Jets	4-4	Denver, CO	Denver Coliseum
9/30/87	Vancouver Canucks	5-3	Denver, CO	Denver Coliseum
10/1/87	Minnesota North Stars	6-2	New York, NY	Madison Square Garden
* game was called after 1st period due to the ice conditions				
1988-89				
9/16/88	at Edmonton Oilers	3-3	Edmonton, AB	Northlands Coliseum
9/17/88	Pittsburgh Penguins	2-5	Denver, CO	Denver Coliseum
9/20/88	Edmonton Oilers	5-2	Denver, CO	Denver Coliseum
9/22/88	at Vancouver Canucks	3-4	Phoenix, AZ	Arizona Veterans Memorial
9/24/88	at New Jersey Devils	3-2	East Rutherford, NJ	Brendan Byrne Arena
9/25/88	New Jersey Devils	3-5	New York, NY	Madison Square Garden
9/27/88	at New York Islanders	3-1	Uniondale, NY	Nassau Coliseum
9/28/88	New York Islanders	6-5	New York, NY	Madison Square Garden
9/30/88	Hartford Whalers	3-5	New York, NY	Madison Square Garden
10/2/88	at Hartford Whalers	4-2	Hartford, CT	Hartford Civic Center
1989-90				
9/16/89	at Los Angeles Kings	4-6	Cincinnati, OH	Riverfront Coliseum
9/17/89	at New York Islanders	2-5	Uniondale, NY	Nassau Coliseum
9/18/89	New York Islanders	2-5	New York, NY	Madison Square Garden
9/20/89	New Jersey Devils	5-2	New York, NY	Madison Square Garden
9/22/89	Pittsburgh Penguins	2-1	Cincinnati, OH	Riverfront Coliseum
9/24/89	Boston Bruins	8-6	New York, NY	Madison Square Garden
9/26/89	at New Jersey Devils	6-3	East Rutherford, NJ	Brendan Byrne Arena
9/28/89	at Calgary Flames	2-3	Calgary, AB	Olympic Saddledome
9/30/89	Pittsburgh Penguins	3-1	Oakland, CA	Oakland Coliseum
10/1/89	at St. Louis Blues	3-2	Oakland, CA	Oakland Coliseum

## ALL-TIME PRE-SEASON GAMES

DATE	OPPONENT	SCORE	LOCATION	VENUE
1990-91				
9/14/90	at Washington Capitals	2-2	Baltimore, MD	Baltimore Arena
9/15/90	Washington Capitals	4-1	Albany, NY	Knickerbocker Arena
9/18/90	at Hartford Whalers	2-2	New Haven, CT	New Haven Coliseum
9/21/90	Los Angeles Kings	4-6	Miami, FL	Miami Arena
9/22/90	Philadelphia Flyers	1-4	Orlando, FL	Orlando Arena
9/23/90	New York Islanders	4-2	New York, NY	Madison Square Garden
9/24/90	at New York Islanders	2-2	Uniondale, NY	Nassau Coliseum
9/25/90	Philadelphia Flyers	1-2	New York, NY	Madison Square Garden
9/27/90	at New Jersey Devils	2-3	East Rutherford, NJ	Brendan Byrne Arena
9/29/90	at Hartford Whalers	3-6	Hartford, CT	Hartford Civic Center
9/30/90	New Jersey Devils	3-4	New York, NY	Madison Square Garden
1991-92				
9/14/91	at New York Islanders	5-4	Uniondale, NY	Nassau Coliseum
9/17/91	at Hartford Whalers	4-3	Hartford, CT	Hartford Civic Center
9/19/91	New York Islanders	5-2	New York, NY	Madison Square Garden
9/20/91	at New Jersey Devils	1-6	East Rutherford, NJ	Brendan Byrne Arena
9/21/91	at Washington Capitals	5-4	Miami, FL	Miami Arena
9/22/91	at Washington Capitals	3-3	Orlando, FL	Orlando Arena
9/23/91	New Jersey Devils	4-3	New York, NY	Madison Square Garden
9/26/91	at Boston Bruins	2-1	Atlanta, GA	Omni Coliseum
9/27/91	at Los Angeles Kings	2-5	Las Vegas, NV	Caesars Palace
9/30/91	Hartford Whalers	2-3 (OT)	New York, NY	Madison Square Garden
Note - game scheduled for 9/29/91 vs. Los Angeles Kings at Charlotte Coliseum in Charlotte, NC was cancelled due to ice				
1992-93				
9/19/92	at Hartford Whalers	5-4 (OT)	Portland, ME	Cumberland County Civic
9/22/92	at Toronto Maple Leafs	4-4	Toronto, ON	Maple Leaf Gardens
9/24/92	at Los Angeles Kings	7-2	San Diego, CA	San Diego Sports Arena
9/26/92	at Los Angeles Kings	6-2	Phoenix, AZ	Arizona Veterans Memorial
9/28/92	New Jersey Devils	4-5 (OT)	New York, NY	Madison Square Garden
9/29/92	at New York Islanders	5-8	Uniondale, NY	Nassau Coliseum
9/30/92	New York Islanders	4-1	New York, NY	Madison Square Garden
10/2/92	at New Jersey Devils	4-3	East Rutherford, NJ	Brendan Byrne Arena
10/4/92	Toronto Maple Leafs	4-0	New York, NY	Madison Square Garden
1993-94				
9/11/93	at Toronto Maple Leafs	5-3	London, England	Wembley Arena
9/12/93	at Toronto Maple Leafs	3-1	London, England	Wembley Arena
9/22/93	at Pittsburgh Penguins	4-5	Pittsburgh, PA	Civic Arena
9/23/93	at New York Islanders	2-4	Uniondale, NY	Nassau Coliseum
9/25/93	at Hartford Whalers	5-3	Hartford, CT	Hartford Civic Center
9/27/93	New York Islanders	6-3	New York, NY	Madison Square Garden
9/29/93	Pittsburgh Penguins	5-4	New York, NY	Madison Square Garden
9/30/93	at New Jersey Devils	3-2	East Rutherford, NJ	Brendan Byrne Arena
10/1/93	New Jersey Devils	4-1	New York, NY	Madison Square Garden
1994-95				
9/14/94	at Pittsburgh Penguins	7-4	Pittsburgh, PA	Civic Arena
9/16/94	New Jersey Devils	4-2	New York, NY	Madison Square Garden
9/17/94	at New York Islanders	2-3	Uniondale, NY	Nassau Coliseum
9/19/94	Pittsburgh Penguins	8-3	New York, NY	Madison Square Garden
9/21/94	at Los Angeles Kings	0-1	Inglewood, CA	Great Western Forum
9/22/94	at San Jose Sharks	0-3	Sacramento, CA	ARCO Arena
9/24/94	at Los Angeles Kings	6-1	Phoenix, AZ	Arizona Veterans Memorial
9/26/94	New York Islanders	1-3	Uniondale, NY	Nassau Coliseum
9/27/94	at New Jersey Devils	2-2	East Rutherford, NJ	Brendan Byrne Arena

## ALL-TIME PRE-SEASON GAMES

DATE	OPPONENT	SCORE	LOCATION	VENUE
1995-96				
9/18/95	at New Jersey Devils	2-3	East Rutherford, NJ	Brendan Byrne Arena
9/19/95	New Jersey Devils	1-4	New York, NY	Madison Square Garden
9/21/95	at Los Angeles Kings	4-0	Inglewood, CA	Great Western Forum
9/23/95	at Los Angeles Kings	4-6	Las Vegas, NV	Thomas & Mack Center
9/24/95	at Anaheim Mighty	4-4	Anaheim, CA	Arrowhead Pond of Anaheim
9/28/95	New York Islanders	3-4 (OT)	New York, NY	Madison Square Garden
9/29/95	at Pittsburgh Penguins	3-2	Greensboro, NC	Greensboro Coliseum
10/2/95	at New York Islanders	3-6	Uniondale, NY	Nassau Coliseum
10/3/95	Pittsburgh Penguins	4-4	New York, NY	Madison Square Garden
1996-97				
9/16/96	New Jersey Devils	2-4	New York, NY	Madison Square Garden
9/18/96	at Anaheim Mighty	1-4	Anaheim, CA	Arrowhead Pond of Anaheim
9/19/96	at San Jose Sharks	1-6	San Jose, CA	San Jose Arena
9/21/96	at Anaheim Mighty	2-2	Las Vegas, NV	Thomas & Mack Center
9/24/96	at New York Islanders	5-3	Uniondale, NY	Nassau Coliseum
9/26/96	New York Islanders	1-1	New York, NY	Madison Square Garden
9/27/96	at Pittsburgh Penguins	4-2	Pittsburgh, PA	Civic Arena
9/28/96	at New Jersey Devils	2-5	East Rutherford, NJ	Continental Airlines Arena
9/30/96	Pittsburgh Penguins	7-1	New York, NY	Madison Square Garden
1997-98				
9/14/97	at Montreal Canadiens	2-4	Montreal, QC	Molson Centre
9/15/97	Toronto Maple Leafs	3-2	New York, NY	Madison Square Garden
9/17/97	at New York Islanders	5-1	Uniondale, NY	Nassau Coliseum
9/18/97	New York Islanders	3-2 (OT)	New York, NY	Madison Square Garden
9/20/97	at Vancouver Canucks	4-1	Vancouver, BC	GM Place
9/22/97	at Calgary Flames	2-1	Calgary, AB	Canadian Airlines
9/23/97	at San Jose Sharks	3-4 (OT)	San Jose, CA	San Jose Arena
9/25/97	New Jersey Devils	2-4	New York, NY	Madison Square Garden
9/26/97	at New Jersey Devils	1-0	East Rutherford, NJ	Continental Airlines Arena
1998-99				
9/19/98	at Carolina Hurricanes	2-1	Greensboro, NC	Greensboro Coliseum
9/20/98	Carolina Hurricanes	2-4	New York, NY	Madison Square Garden
9/23/98	New Jersey Devils	1-0	New York, NY	Madison Square Garden
9/26/98	at New Jersey Devils	2-2	East Rutherford, NJ	Continental Airlines Arena
9/27/98	at Detroit Red Wings	3-4	Detroit, MI	Joe Louis Arena
9/30/98	Detroit Red Wings	1-2	New York, NY	Madison Square Garden
10/1/98	at Montreal Canadiens	5-4 (OT)	Montreal, QC	Molson Centre
10/3/98	at Boston Bruins	3-1	Boston, MA	FleetCenter
10/4/98	Boston Bruins	2-3	Hartford, CT	Hartford Civic Center
1999-00				
9/12/99	at Detroit Red Wings	1-3	Detroit, MI	Joe Louis Arena
9/13/99	at Phoenix Coyotes	5-2	Minneapolis, MN	Target Center
9/18/99	at Atlanta Thrashers	3-2 (OT)	Atlanta, GA	Philips Arena
9/20/99	New Jersey Devils	3-2 (OT)	New York, NY	Madison Square Garden
9/21/99	at New Jersey Devils	2-3	East Rutherford, NJ	Continental Airlines Arena
9/23/99	Philadelphia Flyers	2-1	New York, NY	Madison Square Garden
9/24/99	at Philadelphia Flyers	2-3	Philadelphia, PA	First Union Center
9/26/99	Boston Bruins	1-0	Hartford, CT	Hartford Civic Center
9/27/99	Detroit Red Wings	5-2	New York, NY	Madison Square Garden

Note - game on 9/27/99 vs. Detroit Red Wings at Madison Square Garden was originally scheduled for 9/16/99; rescheduled due

## ALL-TIME PRE-SEASON GAMES

DATE	OPPONENT	SCORE	LOCATION	VENUE
2000-01				
9/16/00	at Philadelphia Flyers	1-5	Philadelphia, PA	First Union Center
9/19/00	Philadelphia Flyers	4-3	New York, NY	Madison Square Garden
9/21/00	at Atlanta Thrashers	5-3	Atlanta, GA	Philips Arena
9/23/00	at Dallas Stars	1-2 (OT)	Dallas, TX	Reunion Arena
9/25/00	New Jersey Devils	2-8	New York, NY	Madison Square Garden
9/26/00	at Columbus Blue	4-4	Columbus, OH	Nationwide Arena
9/28/00	at New Jersey Devils	2-2	East Rutherford, NJ	Continental Airlines Arena
9/29/00	Atlanta Thrashers	2-4	New York, NY	Madison Square Garden
10/1/00	New York Islanders	2-1	Hartford, CT	Hartford Civic Center
2001-02				
9/17/01	at Detroit Red Wings	3-2	Detroit, MI	Joe Louis Arena
9/19/01	New Jersey Devils	6-1	New York, NY	Madison Square Garden
9/20/01	at Philadelphia Flyers	2-2*	Philadelphia, PA	First Union Center
9/22/01	at New York Islanders	2-4	Uniondale, NY	Nassau Coliseum
9/23/01	Philadelphia Flyers	2-1	New York, NY	Madison Square Garden
9/25/01	at New Jersey Devils	1-6	East Rutherford, NJ	Continental Airlines Arena
9/26/01	at Montreal Canadiens	2-3	Montreal, QC	Molson Centre
9/29/01	at Boston Bruins	3-5	Boston, MA	FleetCenter
9/30/01	Boston Bruins	3-0	New York, NY	Madison Square Garden
<i>games played on 9/17/01 and 9/26/01 were rescheduled from earlier dates as a result of 9/11/01 terrorist attack</i>				
<i>* game was called after two periods for Presidential address</i>				
2002-03				
9/21/02	at Montreal Canadiens	1-2 (OT)	Montreal, QC	Bell Centre
9/22/02	Philadelphia Flyers	6-4	New York, NY	Madison Square Garden
9/24/02	New Jersey Devils	1-2 (OT)	New York, NY	Madison Square Garden
9/27/02	at New Jersey Devils	2-2	East Rutherford, NJ	Continental Airlines Arena
9/29/02	Boston Bruins	4-3 (OT)	New York, NY	Madison Square Garden
10/1/02	at Philadelphia Flyers	3-5	Philadelphia, PA	First Union Center
10/2/02	at Columbus Blue	1-4	Columbus, OH	Nationwide Arena
10/4/02	at Florida Panthers	5-4 (OT)	Sunrise, FL	Office Depot Center
10/5/02	at Boston Bruins	4-3	Boston, MA	FleetCenter
2003-04				
9/19/03	at Dallas Stars	3-5	Dallas, TX	American Airlines Center
9/20/03	at Detroit Red Wings	5-3	Detroit, MI	Joe Louis Arena
9/21/03	at Minnesota Wild	1-9	St. Paul, MN	Xcel Energy Center
9/24/03	at Columbus Blue	2-3	Columbus, OH	Nationwide Arena
9/25/03	Columbus Blue Jackets	5-0	New York, NY	Madison Square Garden
9/28/03	Boston Bruins	4-1	New York, NY	Madison Square Garden
10/1/03	New Jersey Devils	2-4	New York, NY	Madison Square Garden
10/3/03	at New Jersey Devils	2-0	East Rutherford, NJ	Continental Airlines Arena
10/4/03	at Boston Bruins	2-1	Boston, MA	FleetCenter
2005-06				
9/20/05	at New York Islanders	1-5	Uniondale, NY	Nassau Coliseum
9/25/05	Boston Bruins	4-2	New York, NY	Madison Square Garden
9/27/05	at New Jersey Devils	1-3	East Rutherford, NJ	Continental Airlines Arena
9/29/05	New York Islanders	2-3 (SO)	New York, NY	Madison Square Garden
10/1/05	at Boston Bruins	2-5	Boston, MA	TD Banknorth Garden
10/2/05	New Jersey Devils	3-2	New York, NY	Madison Square Garden
<i>note - each game included a shootout, regardless of the score, in preparation for the shootout being implemented in 2005-06</i>				
2006-07				
9/19/06	at New Jersey Devils	3-1	East Rutherford, NJ	Continental Airlines Arena
9/20/06	New Jersey Devils	2-0	New York, NY	Madison Square Garden
9/23/06	Florida Panthers	3-2	San Juan, Puerto Rico	Coliseo de Puerto Rico
9/25/06	New York Islanders	2-5	New York, NY	Madison Square Garden
9/27/06	Boston Bruins	1-0	New York, NY	Madison Square Garden
9/29/06	at New York Islanders	1-2	Uniondale, NY	Nassau Coliseum
9/30/06	at Boston Bruins	5-3	Boston, MA	TD Banknorth Garden

## ALL-TIME PRE-SEASON GAMES

DATE	OPPONENT	SCORE	LOCATION	VENUE
2007-08				
9/21/07	New Jersey Devils	4-3	New York, NY	Madison Square Garden
9/22/07	Philadelphia Flyers	0-5	New York, NY	Madison Square Garden
9/24/07	at New York Islanders	4-5 (OT)	Uniondale, NY	Nassau Coliseum
9/25/07	at Detroit Red Wings	1-6	Detroit, MI	Joe Louis Arena
9/28/07	New York Islanders	5-2	New York, NY	Madison Square Garden
9/29/07	at Philadelphia Flyers	3-2	Philadelphia, PA	Wachovia Center
2008-09				
9/20/08	at Ottawa Senators	2-3	Ottawa, ON	Scotiabank Place
9/22/08	Ottawa Senators	2-1	New York, NY	Madison Square Garden
9/23/08	at Tampa Bay Lightning	2-3	Tampa, FL	St. Pete Times Forum
9/24/08	at New Jersey Devils	2-3	Newark, NJ	Prudential Center
9/25/08	Tampa Bay Lightning	2-4	New York, NY	Madison Square Garden
9/27/08	New Jersey Devils	2-4	New York, NY	Madison Square Garden
9/30/08	at SC Bern	8-1	Bern, Switzerland	PostFinance Arena
10/1/08	at Metallurg	4-3	Bern, Switzerland	PostFinance Arena
2009-10				
9/15/09	Boston Bruins	1-2	New York, NY	Madison Square Garden
9/16/09	at New Jersey Devils	2-3 (SO)	Newark, NJ	Prudential Center
9/18/09	at Detroit Red Wings	3-4	Detroit, MI	Joe Louis Arena
9/19/09	at Boston Bruins	5-2	Boston, MA	TD Garden
9/21/09	Detroit Red Wings	4-2	New York, NY	Madison Square Garden
9/24/09	Washington Capitals	3-2	New York, NY	Madison Square Garden
9/27/09	at Washington Capitals	3-4	Washington, D.C.	Verizon Center
2010-11				
9/23/10	New Jersey Devils	4-3 (OT)	New York, NY	Madison Square Garden
9/25/10	at New Jersey Devils	5-4 (OT)	Newark, NJ	Prudential Center
9/26/10	at Detroit Red Wings	3-5	Detroit, MI	Joe Louis Arena
9/29/10	Detroit Red Wings	5-1	New York, NY	Madison Square Garden
10/1/10	Ottawa Senators	5-4 (SO)	New York, NY	Madison Square Garden
10/2/10	at Ottawa Senators	5-8	Ottawa, ON	Scotiabank Place
2011-12				
9/21/11	at New Jersey Devils	1-2 (OT)	Albany, NY	Times Union Center
9/23/11	at New Jersey Devils	4-3	Newark, NJ	Prudential Center
9/26/11	at Philadelphia Flyers	3-5	Philadelphia, PA	Wells Fargo Center
9/29/11	at Sparta Praha	2-0	Prague, Czech Republic	O2 Arena
9/30/11	at Frolunda HC	4-2	Gothenburg, Sweden	Scandinavium
10/2/11	at HC Slovan Bratislava	4-1	Bratislava, Slovakia	Ondrej Nepela Arena
10/3/11	at EV Zug	4-8	Zug, Switzerland	Bossard Arena
2012-13				
None - games were cancelled due to NHL work stoppage				
2013-14				
9/16/13	at New Jersey Devils	1-2	Newark, NJ	Prudential Center
9/17/13	at Philadelphia Flyers	3-2	Philadelphia, PA	Wells Fargo Center
9/23/13	at Calgary Flames	1-4	Calgary, AB	Scotiabank Saddledome
9/24/13	at Edmonton Oilers	3-5	Edmonton, AB	Rexall Place
9/26/13	at Vancouver Canucks	0-5	Vancouver, BC	Rogers Arena
9/27/13	at Los Angeles Kings	1-4	Las Vegas, NV	MGM Grand Garden Arena
2014-15				
9/22/14	New Jersey Devils	4-5	New York, NY	Madison Square Garden
9/26/14	at Chicago Blackhawks	4-1	Chicago, IL	United Center
9/29/14	Philadelphia Flyers	6-3	New York, NY	Madison Square Garden
9/30/14	at Philadelphia Flyers	2-4	Philadelphia, PA	Wells Fargo Center
10/3/14	Chicago Blackhawks	3-2 (SO)	New York, NY	Madison Square Garden
10/4/14	at New Jersey Devils	0-3	Newark, NJ	Prudential Center

## ALL-TIME PRE-SEASON GAMES

DATE	OPPONENT	SCORE	LOCATION	VENUE
2015-16				
9/21/15	New Jersey Devils	6-3	New York, NY	Madison Square Garden
9/22/15	at Philadelphia Flyers	3-5	Philadelphia, PA	Wells Fargo Center
9/24/15	at Boston Bruins	3-4 (SO)	Boston, MA	TD Garden
9/26/15	at New Jersey Devils	4-3	Newark, NJ	Prudential Center
9/28/15	Philadelphia Flyers	3-2 (OT)	New York, NY	Madison Square Garden
9/30/15	Boston Bruins	3-2	New York, NY	Madison Square Garden
2016-17				
9/27/16	New York Islanders	5-2	New York, NY	Madison Square Garden
9/29/16	New Jersey Devils	3-1	New York, NY	Madison Square Garden
10/1/16	at New Jersey Devils	4-5	Newark, NJ	Prudential Center
10/3/16	at Philadelphia Flyers	3-4 (OT)	Philadelphia, PA	Wells Fargo Center
10/4/16	at New York Islanders	2-3 (OT)	Barclays Center	Brooklyn, NY
10/6/16	Philadelphia Flyers	2-4	New York, NY	Madison Square Garden
2017-18				
9/18/17	New York Islanders	1-0 (OT)	New York, NY	Madison Square Garden
9/20/17	New Jersey Devils	4-3 (OT)	New York, NY	Madison Square Garden
9/22/17	at New York Islanders	1-2	Bridgeport, CT	Webster Bank Arena
9/23/17	at New Jersey Devils	1-2	Newark, NJ	Prudential Center
9/25/17	Philadelphia Flyers	3-2 (OT)	New York, NY	Madison Square Garden
9/26/17	at Philadelphia Flyers	3-4 (OT)	Philadelphia, PA	Wells Fargo Center
2018-19				
9/17/18	at New Jersey Devils	4-3 (OT)	Newark, NJ	Prudential Center
9/19/18	Philadelphia Flyers	4-6	New York, NY	Madison Square Garden
9/22/18	at New York Islanders	2-5	Bridgeport, CT	Webster Bank Arena
9/24/18	New Jersey Devils	4-3 (OT)	New York, NY	Madison Square Garden
9/26/18	New York Islanders	3-4 (OT)	New York, NY	Madison Square Garden
9/27/18	at Philadelphia Flyers	4-2	Philadelphia, PA	Wells Fargo Center
2019-20				
9/18/19	New Jersey Devils	3-4	New York, NY	Madison Square Garden
9/20/19	at New Jersey Devils	2-4	Newark, NJ	Prudential Center
9/21/19	at Philadelphia Flyers	1-4	Philadelphia, PA	Wells Fargo Center
9/24/19	New York Islanders	3-1	New York, NY	Madison Square Garden
9/26/19	Philadelphia Flyers	2-1 (SO)	New York, NY	Madison Square Garden
9/28/19	at New York Islanders	2-4	Bridgeport, CT	Webster Bank Arena
2020-21				
None - no pre-season games were scheduled due to shortened regular season				
2021-22				
9/26/21	New York Islanders	0-4	New York, NY	Madison Square Garden
9/28/21	Boston Bruins	3-2	New York, NY	Madison Square Garden
10/1/21	at New Jersey Devils	1-7	Newark, NJ	Prudential Center
10/2/21	at Boston Bruins	4-3 (OT)	Boston, MA	TD Garden
10/6/21	New Jersey Devils	6-2	New York, NY	Madison Square Garden
10/9/21	at New York Islanders	5-4 (OT)	Bridgeport, CT	Webster Bank Arena
2022-23				
9/26/22	New York Islanders	4-1	New York, NY	Madison Square Garden
9/27/22	at Boston Bruins	2-3 (OT)	Boston, MA	TD Garden
9/29/22	New Jersey Devils	2-5	New York, NY	Madison Square Garden
9/30/22	at New Jersey Devils	2-1	Newark, NJ	Prudential Center
10/5/22	Boston Bruins	4-5	New York, NY	Madison Square Garden
10/8/22	at New York Islanders	1-3	Belmont, NY	UBS Arena

## ALL-TIME POSTPONED/RESCHEDULED GAMES

ORIGINAL DATE	RESCHEDULED DATE	OPPONENT	SCORE
1/8/29	1/28/29	MTL	0-1
Game was postponed and rescheduled due to the death of Tex Rickard			
3/17/29	3/17/29	at Pittsburgh Pirates	4-3
Game was played on date as scheduled, but was moved from Pittsburgh to MSG			
3/16/30	3/16/30	at Pittsburgh Pirates	4-3 (OT)
Game was played on date as scheduled, but was moved from Pittsburgh to MSG			
2/6/38	1/9/38	DET	4-1
Game was rescheduled as a result of schedule adjustment for game between Montreal and Detroit ultimately played on 2/6/38			
1/9/38	2/6/38	TOR	2-1
Game was rescheduled as a result of schedule adjustment for game between Montreal and Detroit ultimately played on 2/6/38			
3/13/41	1/9/41	at TOR	2-3 (OT)
Game was rescheduled due to ice carnival taking place at Maple Leaf Gardens			
2/6/52	2/19/52	at TOR	3-3
Game was postponed and rescheduled due to the death of King George VI			
4/7/68*	4/9/68*	CHI	2-1
Game was postponed and rescheduled due to the assassination of Martin Luther King Jr.			
3/3/78	3/24/78	at WSH	11-4
Game was postponed and rescheduled due to a snowstorm			
1/22/85	3/27/85	at BUF	2-3
Game was postponed and rescheduled due to a snowstorm			
1/4/86	11/4/85	at PIT	4-2
Game was rescheduled to allow PIT to play an exhibition game against Dynamo Moscow on 1/4/86			
4/4/92	4/15/92	at TOR	2-4
Game was postponed and rescheduled due to 10-day players' strike			
4/2/92	4/16/92	PIT	7-1
Game was postponed and rescheduled due to 10-day players' strike			
3/13/93	4/16/93	at WSH	2-4
Game was postponed and rescheduled due to a snowstorm			
3/2/94	2/28/94	PHI	4-1
Game was rescheduled following a schedule adjustment moving NYR game against QUE to 3/2/94			
2/11/94	3/2/94	QUE	5-2
Game was postponed and rescheduled due to a snowstorm			
1/8/96	2/27/96	WSH	3-5
Game was postponed and rescheduled due to a snowstorm			
1/10/98	3/12/98	at MTL	1-4
Game was postponed and rescheduled due to a snowstorm			
11/21/14	2/20/15	at BUF	3-1
Game was postponed and rescheduled due to a snowstorm			
3/4/21	2/16/21	NJD	2-5
Game was rescheduled following a schedule adjustment as a result of several postponed games in the NHL			
2/6/21	3/4/21	at NJD	6-1
Game was postponed and rescheduled due to COVID-19 protocols			
3/5/21	3/6/21	at NJD	6-3
Game was rescheduled following a schedule adjustment as a result of several postponed games in the NHL			
2/21/21	3/20/21	at WSH	3-1
Game was rescheduled following a schedule adjustment as a result of several postponed games in the NHL			
2/16/21	4/22/21	PHI	2-3
Game was rescheduled following a schedule adjustment as a result of several postponed games in the NHL			
<i>Note - Game was originally rescheduled for 2/14/21; the 2/14 game was then postponed to due to COVID-19 protocols</i>			
11/20/21	2/20/22	at OTT	2-1
Game was postponed and rescheduled due to COVID-19 protocols			
11/28/21	3/17/22	NYI	1-2
Game was postponed and rescheduled due to COVID-19 protocols			
12/22/21	4/27/22	MTL	3-4
Game was rescheduled following a schedule adjustment as a result of several postponed games in the NHL			
12/27/21	2/17/22	DET	2-3 (SO)
Game was rescheduled following a schedule adjustment as a result of several postponed games in the NHL			
4/24/22	2/15/22	BOS	2-1 (SO)
Game was rescheduled following a schedule adjustment as a result of several postponed games in the NHL			

\* Playoff Game

# MSG TRAINING CENTER

With today's professional athletes having to compete at a higher level than ever before, the New York Rangers, along with the New York Knicks and the Westchester Knicks, train year-round in the state-of-the-art Madison Square Garden Training Center in Tarrytown, New York. This facility, which opened in September of 2002 and was renovated in the summer of 2019, is another proactive element of the organizations' continuing commitment towards supplying Madison Square Garden sports fans with the most competitive teams in their respective leagues.

Madison Square Garden Training Center offers the Rangers and Knicks the opportunity to utilize the best equipment, the best training regimen, the best environment – to elevate their performances when they open their respective schedules in the NHL and NBA. The 115,000 square foot facility, set on 16 acres of private land in Westchester County, is equipped with well-appointed private areas and office space, exercise rooms with dedicated equipment for both teams, the latest technology and first-class amenities.



Each team's area within the Madison Square Garden Training Center includes:

- 2,500 square foot complete cardiovascular and weight room
- Steam rooms, whirlpool and cold plunge
- Gated parking lots located adjacent to a private entrance into the players' lounge
- Tiered classrooms with high-back theater style seating
- State of the art video editing rooms
- Coach's lounge/offices

The training center also features amenities to be shared by both teams, including a Hydro Worx 2000 aquatic therapy pool, a dining room with seating for 60 people and auxiliary locker rooms which can be utilized for visiting teams in need of additional practice time during their stay in New York.

Media accommodations include dedicated media rooms and workstations, pre-wired for phone and Internet access, an interview room for one-on-one or small group interviews, as well as cabled locations for remote broadcast. The basketball court and hockey rink are equipped with dedicated seating for attending media.



***How to Get There: 711 Old Saw Mill River Road,  
Tarrytown, NY 10591***

***Northbound (from Manhattan West Side):*** Henry Hudson

Parkway to Saw Mill River Parkway North. Take Exit 23 marked "Saw Mill River Road – Eastview" off the Saw Mill River Parkway North. Turn right onto Old Saw Mill River Road. The Madison Square Garden Training Center is located approximately 1/4 mile on the right.



***Northbound (from Manhattan East Side):*** FDR Drive North

over Willis Avenue Bridge to Major Deegan North to Saw Mill River Parkway North. Take Exit 23 marked "Saw Mill River Road – Eastview" off the Saw Mill River Parkway North. Turn right onto Old Saw Mill River Road. The Madison Square Garden Training Center is located approximately 1/4 mile on the right.

***Southbound:*** I-684 or Taconic State Parkway South to Saw Mill River Parkway South. Take Exit 23 marked "Saw Mill River Road – Eastview" off the Saw Mill River Parkway South. Turn left onto Old Saw Mill River Road. The Madison Square Garden Training Center is located approximately 1/4 mile on the right.

***Eastbound:*** New York State Thruway across Tappan Zee Bridge to I-287 East. Take Exit 1 marked "Saw Mill River Parkway North." Stay on Saw Mill River Parkway North approximately two miles. Take Exit 23 marked "Saw Mill River Road – Eastview" off the Saw Mill River Parkway North. Turn right onto Old Saw Mill River Road. The Madison Square Garden Training Center is located approximately 1/4 mile on the right.

***Westbound:*** From Route 287 West, take Exit 3 onto Sprain Brook Parkway North. Take Exit marked "100C-100 Eastview." Go left on Route 100C for approximately one mile. Bear right on Old Saw Mill River Road and the Madison Square Garden Training Center is located approximately 1/2 mile on the left



# GARDEN of DREAMS®



The Garden of Dreams Foundation is a non-profit charity dedicated to bringing life-changing opportunities to young people in need. In partnership with MSG Entertainment and MSG Sports – including the Knicks, Rangers, Rockettes, Westchester Knicks, famed showplaces, TAO Group Hospitality, and two sports and entertainment television networks – the Garden of Dreams brings young people together to raise their spirits, build resilience, and provide networking and educational opportunities through MSG's power of community building.

All of the Foundation's activities are driven by four guiding principles – Education, Inspiration, Grants, and Moments of Joy – and target young people facing illness or financial challenges, as well as children of uniformed personnel who have been lost or injured while serving our communities. Since its inception in 2006, the Garden of Dreams Foundation has impacted more than 400,000 young people and their families.

**For more information on the Garden of Dreams Foundation, please call 212-465-4170 or visit [gardenofdreamsfoundation.org](https://gardenofdreamsfoundation.org).**



**@gardenofdreams**





