

MEDIA GUIDE



2023-24



BE THE
THUNDER

TABLE OF CONTENTS

ADMIN STAFF

Executives	4 - 8
Coaching Staff	9 - 13
Hockey Operations	14 - 19

2023-24 PLAYER BIOS

2023-24 Player Bios	22 - 99
---------------------	---------

NHL OPPONENTS

NHL Opponents	102 - 163
---------------	-----------

HISTORY & RECORDS

Season Records	166 - 167
Special Teams	168
Season Leaders	169
All-Time Records	170 - 171
Last Trade With	172
Records vs. Opponents	173
Overtime/Shootout Register	174 - 176
Overtime History	177
Year by Year Streaks	178 - 179
All-Time Hat Tricks	179 - 180
All-Time Attendance	180 - 181
All-Time Shootouts & Penalty Shots	182 - 184
Best and Worst Record	185
Season Openers and Closers	186 - 189
Year by Year Individual Statistics and Game Results	190 - 249
All-Time Lightning Preseason Results	250
All-Time Personnel History, Awards & Honors	251 - 252
All-Time Sweater Numbers	252 - 254
All-Time Draft Selections	255 - 256
All-Time Player Acquisitions & Trades	257 - 266
All-Time Skater Register	267 - 281
All-Time Goaltending Register	282 - 284
Youngest and Oldest Players	285
Lightning and Amalie Arena Firsts	286 - 284
Team History	284 - 293
All-Time Individual Record	294 - 296
All-Time Team Records	296 - 302

PLAYOFF HISTORY & RECORDS

All-Time Playoff Scoring	306
Playoff Firsts	307
All-Time Playoff Results	308 - 316
Team Playoff Records	317
Individual Playoff Records	317 - 318

**BE THE
THUNDER**

JEFF VINIK

CHAIRMAN & GOVERNOR



JEFF VINIK purchased the Tampa Bay Lightning on March 3, 2010, promising a comprehensive transformation of the franchise while pledging to make a significant positive impact in the Tampa Bay community, and he has delivered. Upon acquiring the Lightning, Vinik vowed to make the organization "world-class," creating an unrivaled fan experience while putting together a team of which Tampa Bay sports fans would be proud, on and off the ice. Vinik and his franchise became Stanley Cup Champions on September 28, 2020 when the Lightning defeated the Dallas Stars in six games after spending 65 days in the pandemic-induced NHL "Bubble." The Lightning repeated the feat becoming only the second team since the turn of the century to go back-to-back after downing the Montreal Canadiens in five games to capture a second-consecutive Stanley Cup on July 7, 2021. The Lightning returned to the Stanley Cup Final for the third season in a row in June of 2022 where they fell to the Colorado Avalanche in six games.

As Vinik enters his 13th year of ownership, the Lightning are recognized nationally as one of the top organizations in North American sports, having appeared in the National Hockey League's Eastern Conference Final/Stanley Cup Semifinal seven times (2011, 2015, 2016, 2018, 2020, 2021 & 2022), advancing to the Stanley Cup Final four times (2015, 2020, 2021 & 2022), and winning hockey's ultimate prize in 2020 and 2021. Off the ice, the Lightning brand has been completely revitalized and transformed, having been lauded by both ESPN as the No. 1 team in professional sports in the media giant's Ultimate Standings (also ranking in the Top 10 in six of seven years), as well as by the Sports Business Journal as one of five finalists for Team of the Year in 2016, 2020, and 2022, earning that title in 2022. AMALIE Arena has sold out 330 consecutive games (includes playoffs) entering the 2023-24 season, the NHL's longest active sellout streak beginning 3/26/15 (2020-21 season excluded due to social distancing protocols). Vinik now sits as a member of the Executive Committee of the National Hockey League's Board of Governors.

In executing his plan to bring a world class franchise to life in Tampa Bay, Vinik has invested more than \$100 million in private funding into the publicly owned AMALIE Arena to create a guest-first facility recognized as one of the finest in the NHL. Additionally, under the umbrellas of the Vinik Family Foundation and the Lightning Foundation, Jeff and his wife, Penny, have invested nearly \$50 million in Tampa Bay area charities through a variety of programs and donations, the most notable being the Lightning Community Heroes program, in which \$50,000 is donated to worthy individuals and their non-profits of choice at each Bolts home game. The Viniks honored the organization's full-time staff as the Lightning Community Heroes on June 26, 2022 pledging a total of \$1.22 million to them to donate to a local charity of their choosing. Through the 2021-22 season, more than \$27 million has been donated through the Community Heroes program to more than 750 local non-profits. He pledged another \$10-million to continue the Hero program for five more seasons in the summer of 2021.

The Lightning's success under Vinik has coincided with the emergence of a development company, Strategic Property Partners (SPP), LLC and its plan to develop approximately 60 acres in downtown Tampa's south core into a new district entitled Water Street Tampa. SPP, a partnership between Vinik and Cascade Investment, LLC of Kirkland, Washington, is developing a \$3 billion investment to bring Water Street Tampa to life and

reinvent the blocks surrounding AMALIE Arena into a walkable, 24-7 live-work-play wellness district. With construction of Phase 1 complete and Phase 2 on the immediate horizon, the district includes a School of Medicine for the University of South Florida, corporate office buildings, three Marriott hotel properties, residences, retail, restaurants, entertainment, and improved infrastructure. Vinik announced his exit from SPP in June 2023. He remains an advisor on the project.

Vinik is also the impetus behind Embarc Collective, an innovation hub which opened in downtown Tampa in 2019. Embarc formally brings together startup companies, venture capitalists, academic resources, and startup-focused partners in a central physical hub to help open opportunities, inspire iteration, push progress, and put Tampa Bay on the map as a prime destination for diverse startup talent to make an impact.

Jeff and Penny Vinik continue to personally invest in the community bringing one-of-a-kind art installations "The Beach," "Art of the Brick," and "Love is Calling" to the city of Tampa. The Beach came to AMALIE Arena in 2016 and featured 1.2 million translucent white balls creating an indoor beach for nearly 100,000 patrons. Art of the Brick, the first exhibit to focus exclusively on the use of LEGO bricks as an art medium, was brought to downtown Tampa in 2017. Love is Calling, an iconic infinity room made by Yayoi Kusama, who was considered the best female artist in the world at that time, was the featured exhibit at the Tampa Museum of Art for six months during 2018-19.

The Vinik family has also directly contributed to several local non-profits, including the Florida Aquarium, Tampa Museum of Art, the United Way of Suncoast, Metropolitan Ministries, and Tampa Preparatory School and Jeff served as the Chairman of the American Heart Association's 2018 Tampa Bay Heart Walk.

In August of 2018, the Viniks helped cut the ribbon on the \$2.5 million Jeff and Penny Vinik Family Winston Park Boys and Girls Club in east Tampa. In 2017, the Viniks donated \$1 million to relief efforts after Hurricane Harvey struck the state of Texas and another \$1 million (through the Lightning Foundation) after Hurricane Irma devastated much of the state of Florida. In September 2017, the University of South Florida's Muma College of Business renamed its dual-degree sport-focused graduate program the Vinik Sport and Entertainment Program, a result of Jeff and Penny's support of the University and this field of study.

In September of 2019, through the Vinik Family Foundation, the Viniks donated \$5 million to help IDEA Public Schools, a network of nationally acclaimed, tuition-free college preparatory public charter schools, launch four new schools in the Tampa Bay area.

Penny Vinik is the chair of a community arts initiative which is enabling Tampa Bay-based artists to display their works throughout AMALIE Arena. She is a trustee and she is on the Executive Committee of the Tampa Museum of Art, where she led the search to select its Executive Director.

After growing up in New Jersey and attending high school at Riverdale Country School in New York City, Vinik graduated from Duke University (1981) with a Bachelor of Science degree in Engineering and Economics. He went on to earn his Master of Business Administration degree from the Harvard Business School, graduating in 1985.

Vinik was awarded Duke University's Distinguished Young Alumni Award in 1994, and he later served on the Duke University Board of Trustees. In May 2012, the family made a \$10-million donation to Duke to establish a faculty challenge fund that is being used to hire and retain professors who focus on complex societal challenges such as engineering and related areas in energy, global health, brain sciences, and the environment.

In addition to his primary business interests in Tampa Bay, Vinik maintains interests in several other entities, including aXiomatic, a Los Angeles-based esports and gaming company of which he is co-executive chairman. Founded in September of 2016, aXiomatic is the majority owner of the Team Liquid franchise, a stalwart esports franchise.

Jeff and Penny reside in South Tampa and have four children: Danny, Jared, Kyra, and Joshua.

STEVE GRIGGS

CHIEF EXECUTIVE OFFICER

STEVE GRIGGS is entering his ninth season as chief executive officer of Vinik Sports Group after being named to the position on July 24, 2015. Prior to being tabbed as CEO, he spent one year as team president and four as chief operating officer. Griggs first joined the organization as COO on August 31, 2010. He oversees all of Vinik Sports Group's divisions, inclusive of VSG Live, VSG Commercial Sales and VSG Facilities, leading all business operations for a number of influential brands, comprising of the Tampa Bay Lightning, AMALIE Arena, USF Athletics, Yuengling Center, The Identity Tampa Bay, Tampa Bay Sports retail and more. He is a two-time Stanley Cup Champion after the Lightning captured back-to-back Stanley Cups in 2020 and 2021, his name now engraved twice on hockey's Holy Grail. He was recognized by The Hockey News as the No. 1 team executive in the NHL in the publication's 2022 "Money and Power Issue" and, under Griggs' leadership, the Lightning were named the 2022 Sports Business Journal Team of the Year.

In 2020, Griggs spearheaded the creation of Vinik Sports Group, which serves as the parent company for the Tampa Bay Lightning, becoming the umbrella brand for three business verticals: VSG Commercial Sales, VSG Facilities and VSG Live. He introduced AMALIE Arena's Cur(ate) TPA initiative to deliver fans the best in fresh, local food and beverage options. Griggs led the charge on the design and opening of the new Cigar City Brewing Taproom on Ford Thunder Alley and continues to play a significant role in improvements to AMALIE Arena, the team investing close to \$100 million in renovations over the past 10 years with more scheduled. And in 2022-23, Griggs initiated the creation of the Lightning Hall of Fame, with franchise founder Phil Esposito joining Marty St. Louis and Vinny Lecavalier as the inaugural class during an induction ceremony that was the centerpiece of Lightning Alumni Weekend, which promises to become a much-anticipated annual event.

During Griggs' tenure with the Lightning, the organization has risen to unprecedented heights, as evidenced by the team having sold out 330-consecutive games entering the 2023-24 season, a streak that started in 2015 and is the longest current sellout streak in the NHL. Under Griggs' leadership, the Lightning introduced the Community Hero program in 2011-12, a cornerstone program that has since been renewed twice and continues to this day. The Community Hero program has donated nearly \$30 million to over 700 unique Tampa Bay-area non-profits, with \$50,000 being donated each game. Griggs has also championed the Vinik Sports Group's C.H.A.R.G.E. volunteer program where employees have volunteered over 37,000 hours at more than 150 non-profits each year. Additionally, the organization has donated nearly 7,600 items of player-signed merchandise to an average of 800 non-profits each year and has raised over \$1 million through auctions, mystery pucks, 50/50 raffles and players events, all donated back to local non-profits. Griggs also leads the DEI Council for VSG and has been instrumental in launching the USF DEI Certificate Training Program, which has had over 150,000 people across the globe participate.

Griggs was instrumental in generating the team's "Be the Thunder" campaign that entered its 11th-consecutive season in 2023-24. Under Griggs' guidance, the Lightning ranked No. 1 in ESPN's "Ultimate Standings" in September 2016 and finished in the Top 10 in 2011, 2012, 2014 and 2015. Tampa Bay was a finalist for the Sports Business Journal's Sports Team of the Year in 2016 and 2021, being the only NHL team to do so, before winning the award in 2022. The organization has also been named to the Tampa Bay Times' Top 100 Best Places to Work five-consecutive years from 2014-2019 and again in 2022 and 2023



Since 2015, the Lightning, in conjunction with the NHL and the NHL Players Association, have invested more than \$8 million to grow the game of hockey and teach life skills to youth throughout the Tampa Bay community. The Lightning's community hockey department, Lightning Made, has committed to opening 10 public outdoor rinks and distribute more than 500,000 street hockey sticks and balls to more than 1,000 local schools. Griggs spearheaded the launch of the Lightning Made Training Center, a focal point for youth to learn the game and for the team to continue teaching and educating more than just on-ice skills. On February 7, 2020, Griggs led the charge on new naming rights of the Lightning practice facility, TGH Ice Plex, and the construction of a \$9M upgrade to the building to create a state-of-the-art player environment.

Griggs led the organization's efforts in conjunction with the National Hockey League to host the 2018 NHL All-Star Game in conjunction with Gasparilla. He has also worked with the league to organize both the 2019 Global Series Games in Stockholm, Sweden and the 2022 Stadium Series Game in Nashville. Griggs also works closely with the Tampa Bay Sports Commission in bringing NCAA and SEC events to Tampa Bay, including the 2022 Men's SEC tournament, the 2023 Men's Frozen Four, the 2023 NCAA D1 Women's Volleyball Championship, and the 2025 NCAA Women's Final Four.

Griggs was pivotal in forming a groundbreaking agreement with the University of South Florida on a 10-year multimedia rights partnership and facility management, including an agreement to rename the USF Sun Dome to the Yuengling Center.

Before coming to Tampa Bay, Griggs spent three years serving as executive vice president of sales and marketing for the Orlando Magic and opened the Amway Center. Prior to that, Griggs served for seven years as the vice president of sales and service for the Minnesota Wild of the National Hockey League and their parent company, Minnesota Sports & Entertainment (MSE). The Aurora, Ontario native also worked for Maple Leaf Sports & Entertainment (MLSE), the NBA's Toronto Raptors (1994-99) and the NHL's Toronto Maple Leafs (1997-99) as the director of ticket sales and service, where he led the sales and relocation efforts from historic Maple Leaf Gardens into Air Canada Centre in Toronto.

Griggs and his wife, Janell, have a daughter, Maddie, and a son, Jack.

JULIEN BRISEBOIS

VICE PRESIDENT & GENERAL MANAGER, ALTERNATE GOVERNOR

JULIEN BRISEBOIS was named the eighth general manager in franchise history on September 11, 2018 and is beginning his sixth season in that capacity. BriseBois became the Lightning's second general manager to bring the Stanley Cup to Tampa Bay in 2020 and followed it with another Stanley Cup Championship in 2021 making the Lightning only the second team since the turn of the century to capture back-to-back Cups. He also helped the Lightning advance to the Stanley Cup Final for the third consecutive season in 2022. He is responsible for all Lightning hockey operations including the coaching and the scouting staffs, player procurement and development, as well as minor league affiliations and operations. He also serves as alternate governor reporting directly to chairman and governor, Jeff Vinik.

The Tampa Bay Lightning appeared in its third consecutive Stanley Cup Final in 2021-22 after defeating the Toronto Maple Leafs in seven games, the Florida Panthers in four games, and the New York Rangers in six games. The team, which was forced to skate without one of its top forwards in Brayden Point for the majority of that run, received a boost from new faces acquired by BriseBois before the trade deadline. He added some speed and some size with the additions of forwards Brandon Hagel from the Chicago Blackhawks and Nick Paul from the Ottawa Senators. Paul would score both goals for the Lightning in its 2-1 Game 7 victory over the Maple Leafs in that first round series.


After making three consecutive Stanley Cup Final appearances from 2020-22, BriseBois would make two trade deadline acquisitions in 2023 to add F Tanner Jeannot and F Mikey Eyssimont. The Bolts chase for a fourth straight Stanley Cup Final appearance was cut short in the first round by the Toronto Maple Leafs in six games.

The organization won its third Stanley Cup in franchise history and second in two seasons in 2020-21 despite missing superstar forward Nikita Kucherov for the entire regular season due to offseason hip surgery. BriseBois expertly navigated the NHL's salary cap utilizing nearly every tool and dollar at his disposal, nearly down to the last cent, to continue to ice a championship roster. Despite being hamstrung by the salary cap, BriseBois made a blockbuster move at the trade deadline, acquiring defenseman David Savard from Columbus to strengthen the back end. The Lightning would shut out their opponent in all four series-clinching victories, an NHL record, during their 2021 playoff championship run.

In 2019-20, BriseBois' Lightning captured the franchise's second Stanley Cup with a 4-2 series victory over the Dallas Stars. BriseBois bolstered the Lightning's line-up with two key trades during the month of February acquiring forwards Blake Coleman from New Jersey and Barclay Goodrow from San Jose. Both players played pivotal roles in the Lightning's run to the Stanley Cup.

Under BriseBois' guidance, the 2018-19 team became the first in Lightning franchise history to capture the NHL's President's Trophy for best regular season record, the Bolts finished 21 points ahead of second place Boston and Calgary. Tampa Bay's 128 points, at the time, were the fourth most in a single season in NHL history, and the Lightning matched the 1995-96 Detroit Red Wings for the League record for victories (62) in a single season. The Lightning set franchise records for wins, points, home wins (tied with 2014-15), home points, road wins, road points, ROW, goals, goals per game, power-play percentage, and longest win streak, among many others, in 2018-19.

BriseBois has twice been a runner-up for the Jim Gregory General Manager of the Year Award, earning nominations in 2019-20 and 2021-22. Prior to being promoted to general manager, BriseBois spent eight seasons as assistant general manager under Steve Yzerman. In that position, BriseBois assisted in all aspects of player personnel decisions, player



development, analytics, contract preparation and negotiation, collective bargaining agreement interpretation and compliance, as well as salary arbitration for the Lightning and the Syracuse Crunch of the American Hockey League, for whom he also served as general manager. In that role, BriseBois was also part of the AHL's competition committee and served as the chairman of the AHL Player Development Committee.

As general manager of the Lightning's top affiliate, the Syracuse Crunch, and the Norfolk Admirals before that, BriseBois has been the architect of teams that reached the Calder Cup Final on three occasions during his tenure, including most recently in 2017 with the Crunch, and won the AHL's championship in 2012 with Norfolk. With the Lightning's emphasis on drafting and development, the Crunch play an integral role in Tampa Bay's success. During the 2011-12 season, BriseBois' Norfolk Admirals set a professional sports record with a 28-game win streak that propelled Norfolk to the AHL's best regular season record. The team's regular season success continued in the playoffs as the Admirals went on to win the organization's first Calder Cup, the first championship by a Lightning AHL affiliate. In 2010-11 the Hockey News recognized BriseBois as the top hockey executive under 40 years of age in their "Top 40 Under 40" listing.

Prior to coming to Tampa Bay, BriseBois, 46, spent nine seasons with the Montreal Canadiens after joining the organization on September 1, 2001 as director of legal affairs. In July of 2003, he added director of hockey operations to his duties before being named vice president of hockey operations on July 24, 2006. In this capacity, BriseBois oversaw the Canadiens' AHL affiliate, the Hamilton Bulldogs. The Bulldogs went on to win the 2007 Calder Cup during the first season under BriseBois' direction. On August 23, 2007, BriseBois was named the general manager of the Hamilton Bulldogs making him the youngest in the AHL at the time. During that time, he retained his position with the Canadiens.

A native of Greenfield Park, Quebec, BriseBois was employed by the Heenan Blaikie law firm before joining the Canadiens. He worked in the field of sports law where he represented several NHL and MLB clubs in arbitration cases as well as acting as an advisor in contract negotiations. BriseBois also participated in the reform of the Constitution and By-Laws of the Quebec Major Junior Hockey League.

BriseBois is a graduate of the University of Montreal Faculty of Law and earned a master's degree in business administration from the John Molson School of Business at Concordia University. He is a member of the Quebec Bar, the American Bar Association, and the Sports Lawyers Association

STACY ROEST

ASSISTANT GENERAL MANAGER - DIRECTOR OF PLAYER DEVELOPMENT



STACY ROEST, an NHL veteran, enters his 11th season with the Tampa Bay Lightning in 2023-24 and his fifth as assistant general manager - director of player development, a post he was promoted to on May 6, 2019. Roest is also the general manager of the American Hockey League's Syracuse Crunch, the Lightning's top minor league affiliate. Previously, Roest was brought into the organization as director of player development on July 1, 2013.

Roest, 49, has worked extensively with the Syracuse Crunch since joining the organization and has been a vital member of Tampa Bay's player development process, both on and off the ice. He also has planned and ran the Lightning's offseason prospect and development camps while providing support and tracking the athletes' progress with their collegiate, junior and/or minor league teams. He spent seven seasons in the previous position before being promoted to assistant general manager of the Lightning and general manager of the Crunch. He will remain focused on

player development while also managing the minor league roster and Tampa Bay's professional relationship with the Crunch and its management team.

The Lethbridge, Alberta native played in 244 career NHL games with the Detroit Red Wings and Minnesota Wild. He finished his NHL career with 28 goals and 76 points. Roest also skated in 309 career American Hockey League games collecting 99 goals and 286 points. He finished his career playing for the Rapperswil-Jona Lakers in Switzerland's top league from the 2003-04 season until he retired in 2012. Roest also represented Canada at the Spengler Cup seven times during his career captaining the team twice.

JAMIE PUSHOR

ASSISTANT GENERAL MANAGER - DIRECTOR OF PLAYER PERSONNEL



JAMIE PUSHOR, an NHL veteran, enters his 13th season with the Tampa Bay Lightning and fifth as assistant general manager - director of player personnel, a position he was elevated to on May 6, 2019. Prior to his promotion, Pushor served as the Lightning's director of professional scouting for the 2018-19 season.

In his role, Pushor oversees the team's professional scouting operations, assignments, and staffing at both the AHL and NHL levels. He joined the Lightning organization in August of 2011 as a professional scout. Pushor played 14 professional seasons including 521 career NHL games and 404 AHL contests. He played 11 seasons in the NHL with the Detroit Red Wings, Anaheim Ducks, Dallas Stars, Columbus Blue Jackets, Pittsburgh Penguins, and New York Rangers. He won the Stanley Cup as a member of the Detroit Red Wings in 1997.

Pushor was drafted by the Red Wings 32nd overall at the 1991 NHL Draft.

MATHIEU DARCHÉ

ASSISTANT GENERAL MANAGER - DIRECTOR OF HOCKEY OPERATIONS



MATHIEU DARCHÉ, a former Lightning forward and NHL veteran, joined the Tampa Bay Lightning organization on May 6, 2019 as director of hockey operations and is entering his fifth season in the position and his second season as assistant general manager. Darché assists General Manager Julien BriseBois in all aspects of player personnel decisions, analytics, player development, contract preparation and negotiation, budgeting, scheduling, and cap tracking.

A veteran of 250 NHL games played with the Lightning, Columbus Blue Jackets, Nashville Predators, San Jose Sharks, and Montreal Canadiens, Darché, 46, joins the Bolts after formally retiring as a player in 2013. He was heavily involved as part of the NHLPA negotiating committee during the 2012-13 work stoppage, also serving on the negotiating committee of the Professional Hockey Players Association for the American Hockey League's collective bargaining agreement.

After retiring as a player, Darché worked for Delmar International, a Canadian customs broker and freight forwarder with more than 1,000 employees worldwide offering complete cargo management supply chain solutions in the position of vice president of sales and marketing. He also served five years on the board of Ronald McDonald House and six years as a television hockey analyst on RDS. Darché graduated from McGill University in Montreal in 2000 with a commerce degree majoring in marketing and international business. He was named to the school's sports hall of fame in 2015.

AL MURRAY

SENIOR ADVISOR TO THE GENERAL MANAGER



AL MURRAY enters his 14th season with the Lightning and first as senior advisor to the general manager, a post he was elevated to on June 29, 2023. Previously, Murray joined the Lightning organization on August 16, 2010 as director of amateur scouting.

With Tampa Bay, Murray has been lauded for his ability to find high-end prospects outside of the first round as evidenced by selecting Nikita Kucherov – the 2019 winner of the Art Ross Trophy, Ted Lindsay Award, and Hart Trophy – in the second round along with 50-goal scorer and NHL All-Star, Brayden Point, in the third round. That trend continued in 2018-19 with the selection of Anthony Cirelli in the third round.

Before coming to Tampa Bay, Murray served with Hockey Canada for three years as the head scout of the men's national teams. During his time with Hockey Canada, he was responsible for

all player evaluations and selections for the National Junior Team as well as the National Men's Under-18 Team. He also worked with regional under-17 programs. Murray won the Gold Medal at both the 2008 and 2009 World Junior Championships and won gold at the 2008 World Under-18 Championship. He won championships with the National Men's Summer Under-18 Team at the 2008, 2009, and 2010 Ivan Hlinka Memorial Tournaments.

Prior to joining Hockey Canada, Murray spent 12 years with the Los Angeles Kings, serving as director of amateur scouting. In that position, he was responsible for the team's amateur scouting operation including scheduling, assignments, and evaluation of talent and development of the final list of players leading up to the NHL Entry Draft. Before Murray was named to that position, he spent six years as the Kings' western scouting coordinator.

Murray served as head coach of the University of Regina's men's hockey team from 1985-88. Before that he served as the development coordinator for the Ottawa District Hockey Association, one of Hockey Canada's 13 branches. Murray also spent time as the head coach of the Kemptville 73s (Junior B) and Ottawa Senators (Junior A). He also won a bronze medal as an assistant coach with the University of Ottawa men's team at the 1981 CIAU championship.

JOHN ROSSO

DIRECTOR OF AMATEUR SCOUTING



JOHN ROSSO is in his 13th season with the Lightning organization and his first season as the Director of Amateur Scouting, a post he was elevated to on June 29, 2023. In his new role, Rosso oversees all amateur scouting operations, along with the Lightning's draft preparation and execution, reporting directly to general manager Julien BriseBois. After working as an amateur scout during his first eight years with Tampa Bay, Rosso was named Assistant Director of Player Personnel ahead of the 2019-20 campaign and spent four seasons in that role. Prior to joining the Lightning, Rosso served one season as an assistant coach at Mercyhurst College. Before his year at Mercyhurst, Rosso was the director of player development and scouting for the USHL's Sioux Falls Stampede for two seasons. Rosso also served as an assistant coach for the Alexandria Blizzard of the NAHL (2005-08) after his post-playing career began as a volunteer assistant coach for his alma mater, University of Nebraska – Omaha (2004-05).

J.P. COTE

DIRECTOR OF PLAYER DEVELOPMENT



J.P. COTE enters his fifth season as the Lightning's director of player development. Cote reports directly to Assistant General Manager, Director of Player Development Stacy Roest and will work specifically with individual players in the Tampa Bay system on all aspects of the game, both on and off the ice. Cote will also help plan and run the team's prospect and development camps during the offseason and keep track of Lightning prospects' progress with their collegiate, junior and minor league teams. The Quebec native skated in 27 career NHL games, including 19 with Tampa Bay during the 2013-14 season, posting four assists and 26 penalty minutes.

RANDI MILANI

DIRECTOR OF SKILL DEVELOPMENT



RANDI MILANI enters her first season as Director of Skill Development with the Tampa Bay Lightning. Milani will work closely with Lightning and Syracuse Crunch players. Milani spent her previous four seasons with the Toronto Maple Leafs as a Skating Consultant and Mobility & Movement Practitioner. A graduate of the University of New Hampshire, Milani has previously worked alongside Lightning skating coaches Barb Underhill and Tracy Tutton.

JON COOPER

HEAD COACH



AMALIE Arena on July 7, 2021. The Lightning blanked their opponent in all four series-clinching wins, an NHL record, and never lost back-to-back games during their playoff run.

Cooper led the Bolts to the franchise's second Stanley Cup Championship in 2020 defeating the Dallas Stars four games to two in Edmonton, Alberta. After going 43-21-6 during the regular season which was cut short because of COVID-19, Cooper and the Bolts did not need more than six games in any of their four rounds to capture the Stanley Cup.

During the ten full seasons with Cooper behind the bench (2013-22), the Lightning have enjoyed consistent success on the ice. Tampa Bay's 480 regular season wins since Cooper's hiring are tied with Boston for the most in the entire NHL during that span. The Lightning have also been the league's best offensive team during that time, ranking first in the NHL with 2,584 goals.

Cooper guided the Lightning to the finest regular season in franchise history and one of the finest ever in the NHL in 2018-19, culminating in the franchise's first-ever Presidents' Trophy after finishing 21 points better than second place Boston and Calgary in the final regular season standings. Tampa Bay tied the 1995-96 Detroit Red Wings for, at the time, the NHL record for most victories in a single season after picking up win No. 62 in the final regular season game at Boston. The Lightning's 128 points were the fourth most in NHL history at the time. The Bolts set franchise records for wins, points, home wins (tied with 2014-15), home points, road wins, road points, ROW, goals, goals per game, power-play percentage, and longest win streak, among many others, in 2018-19.

Prior to being named the bench boss of the Lightning, Cooper was awarded the Louis A.R. Pieri Memorial Award as the AHL's top coach in 2012 after guiding the Admirals to the Calder Cup Championship. In two years in Norfolk, he led the Admirals to a 94-44-18 regular season record and a 17-7 mark in the playoffs. In 2011-12, the Cooper-led Admirals set franchise records with 55 wins and 113 points en route to the organization's first Championship, and the first for a Lightning affiliate. Along the way, Cooper and his team set a North American professional sports record, winning a remarkable 28 consecutive games. That season Norfolk earned the Macgregor Kilpatrick Trophy as the AHL's regular season points champion while also capturing the league's East Division title.

Before joining the AHL ranks, Cooper also found success in junior hockey. He is the only coach to win a national championship in all three tiers of junior hockey in the United States. Before joining the Admirals, he coached the USHL's (Tier I) Green Bay Gamblers, posting an 84-27-9 record in two seasons.

Under Cooper's guidance, the Gamblers posted back-to-back seasons with the best record in the USHL and won the 2010 Clark Cup. In 2008-09, Cooper's first season, Green Bay saw a 50-point increase from the previous year, setting a USHL record for largest single-season improvement. He was rewarded with the 2009 and 2010 USHL General Manager of the Year Awards, as well as being named the 2010 USHL Coach of the Year. Cooper also won championships with the St. Louis Bandits of the NAHL (Tier II) in 2007 & 2008 while being named the league's Coach of the Year in 2005 and 2008. Cooper also guided the Metro Jets to the NA3HL (Tier III) national championship in 2002.

A native of Prince George, British Columbia, Cooper, 56, played high school hockey at Notre Dame in Wilcox, Saskatchewan. He then moved on to Hofstra University where he obtained his bachelor's degree in business administration. He was a four-year letter-winner with the men's Division I lacrosse team while also playing one year on Hofstra's club hockey team. He then went on to earn a law degree from Thomas M. Cooley Law School (now Western Michigan University Cooley Law School) in Lansing, Michigan where he practiced until 2003. He closed his practice to pursue a career in coaching.

Cooper is active with numerous charitable causes. Among others, he continually participates in the battle against pediatric cancer and holds an annual event called Coop's Catch for Kids, a charity fishing derby which benefits local childhood cancer research and care organizations.

JON COOPER'S HEAD COACHING RECORD

SEASON	TEAM	LEAGUE	GP	W	L	OTL	PCT	RESULT
2003-04	TEXARKANA	NAHL	56	30	24	2	0.554	LOST IN FIRST ROUND
2004-05	TEXARKANA	NAHL	56	36	15	5	0.688	LOST IN SECOND ROUND
2005-06	TEXARKANA	NAHL	58	42	12	4	0.759	LOST IN SECOND ROUND
2006-07	ST. LOUIS BANDITS	NAHL	62	43	14	5	0.734	WON ROBERTSON CUP
2007-08	ST. LOUIS BANDITS	NAHL	58	47	9	2	0.828	WON ROBERTSON CUP
2008-09	GREEN BAY GAMBLERS	USHL	60	39	17	4	0.683	LOST IN SECOND ROUND
2009-10	GREEN BAY GAMBLERS	USHL	60	45	10	5	0.792	WON CLARK CUP
2010-11	NORFOLK ADMIRALS	AHL	80	39	26	15	0.581	LOST IN FIRST ROUND
2011-12	NORFOLK ADMIRALS	AHL	76	55	18	3	0.743	WON CALDER CUP
2012-13	SYRACUSE CRUNCH	AHL	65	39	18	8	0.662	**PROMOTED TO NHL
2012-13*	TAMPA BAY LIGHTNING	NHL	15	4	8	3	0.367	OUT OF PLAYOFFS
2013-14	TAMPA BAY LIGHTNING	NHL	82	46	27	9	0.616	CONFERENCE QTR-FINAL
2014-15	TAMPA BAY LIGHTNING	NHL	82	50	24	8	0.659	STANLEY CUP FINAL
2015-16	TAMPA BAY LIGHTNING	NHL	82	46	31	5	0.591	CONFERENCE FINAL
2016-17	TAMPA BAY LIGHTNING	NHL	82	42	30	10	0.573	OUT OF PLAYOFFS
2017-18	TAMPA BAY LIGHTNING	NHL	82	54	23	5	0.689	CONFERENCE FINAL
2018-19	TAMPA BAY LIGHTNING	NHL	82	62	16	4	0.780	CONFERENCE QTR-FINAL
2019-20	TAMPA BAY LIGHTNING	NHL	70	43	21	6	0.657	STANLEY CUP CHAMPS
2020-21	TAMPA BAY LIGHTNING	NHL	56	36	17	3	0.670	STANLEY CUP CHAMPS
2021-22	TAMPA BAY LIGHTNING	NHL	82	51	23	8	0.671	STANLEY CUP FINAL
2022-23	TAMPA BAY LIGHTNING	NHL	82	46	30	6	0.598	CONFERENCE QTR-FINAL
NHL TOTALS			797	480	250	67	0.644	

* Hired on March 25, 2013 but did not appear behind the bench until March 29. Assistant coaches Dan Lacroix, Martin Raymond and Steve Thomas worked a 3-2 loss at Winnipeg on March 24. Lacroix and Thomas worked a 2-1 win vs. Buffalo on March 26.

** Promoted to Tampa Bay on March 25, 2013 and did not finish the season with Syracuse.

JEFF HALPERN

ASSISTANT COACH



JEFF HALPERN enters his sixth season as an assistant coach with the Tampa Bay Lightning. He was named to the position on June 22, 2018.

Halpern, 47, first joined the Lightning organization for the 2015-16 season as the team's player development coach. He worked closely with the organization's prospects in Syracuse to assist with individual development. Halpern was hired as a full-time assistant coach with the Crunch on June 27, 2016 working alongside the head coach, Benoit Groulx. He spent two seasons behind the bench for Syracuse playing an integral role in the team's second run to the Calder Cup Finals in 2017.

A native of Washington, D.C., Halpern played in 976 NHL games including 126 with the Lightning from 2007 to 2010. During his 14 seasons in the NHL, he recorded 152 goals and 221 assists. Along

with Tampa Bay, he spent time with the Washington Capitals, the Dallas Stars, the Los Angeles Kings, the Montreal Canadiens, and the New York Rangers before finishing his playing career with the Phoenix Coyotes in 2014.

ROB ZETTLER

ASSISTANT COACH



ROB ZETTLER is entering his fourth season with the Lightning after being hired to serve as an assistant coach on Jon Cooper's staff on December 7, 2020.

Prior to becoming an assistant coach with the Lightning, Zettler served as an assistant coach with the San Jose Sharks from 2017 through 2019. Before he rejoined the Sharks, he served as the head coach of the Lightning's top AHL affiliate, the Syracuse Crunch, from 2013-2016. Zettler took over those head coaching duties on March 25, 2013 after serving as an assistant coach that season before Cooper was promoted to the Lightning. Zettler coached the Crunch for the final 11 regular season games of the 2012-13 season and led the team to an AHL Eastern Conference Championship and their first appearance in a Calder Cup Final before falling in six games to the Grand Rapids Griffins. Zettler compiled a record of 108-90-41 in three-plus seasons as the head coach of the Crunch.

Originally from Sault Ste. Marie, Ontario, Zettler, 55, served as an assistant coach with the San Jose Sharks (two stints) and the Toronto Maple Leafs. He also played in the NHL for 14 seasons with the Minnesota North Stars, the Philadelphia Flyers, the Nashville Predators, the Washington Capitals, the Sharks and the Maple Leafs. He skated in 569 career games recording five goals and 70 points.

JEFF BLASHILL

ASSISTANT COACH



JEFF BLASHILL is entering his second season as an assistant coach for the Tampa Bay Lightning. Blashill was hired on July 12, 2022.

Prior to joining the Lightning, Blashill served as the head coach of the Detroit Red Wings for seven seasons from 2015 to 2022. He amassed an overall record of 204-261-72 in 537 regular season games along with one postseason stint in his first season in 2016 falling to the Lightning in an Eastern Conference Quarterfinal.

Blashill also spent three seasons as the head coach of the Red Wings' American Hockey League affiliate, the Grand Rapids Griffins. He was awarded the Louis A. R. Pieri Memorial Award as the AHL's most outstanding coach in 2013-14 after guiding the Griffins to a 46-win season.

Blashill, 49, was raised in Sault Ste. Marie, Michigan. He played goaltender collegiately at Ferris State University, which is ultimately where he started his coaching career.

FRANTZ JEAN

GOALTENDING COACH



FRANTZ JEAN, who is entering his 14th season with the Tampa Bay Lightning, joined the organization as the goaltending coach on September 7, 2010. He is responsible for working with and developing all goaltenders. Jean has been involved in coaching for nearly 30 years.

During his tenure with the Lightning, Jean helped guide the organization's goaltenders to three-straight Stanley Cup Final appearances beginning in 2020, consecutive Stanley Cups in 2020 and 2021, 2019 Presidents' Trophy, 2023 Eastern Conference Quarterfinal, 2019 Eastern Conference Quarterfinal, 2018 Eastern Conference Final, 2016 Eastern Conference Final, 2015 Stanley Cup Final, 2014 Eastern Conference Quarterfinal, 2013 Calder Cup Final (AHL), 2012 Calder and Kelly Cup (ECHL) Championships as well as the 2011 Eastern Conference Final. He has been instrumental in aiding the transition of Russian phenom, Andrei Vasilevskiy, to the North American style of play, highlighted by Vasilevskiy winning the first Vezina Trophy in franchise history and being named to three consecutive NHL All-Star Games in 2018, 2019 and 2020 and two more in 2022 and 2023.

During his time in Tampa Bay, Jean has helped produce a Vezina Trophy winner, six Vezina finalists (Vasilevskiy in 2021, 2020, 2019 and 2018, Ben Bishop in 2016 and 2014), and six NHL All-Star Game participants (Vasilevskiy in 2023, 2022, 2020, 2019 and 2018, and Bishop in 2016). Under Jean's tutelage, Bishop became the franchise's all-time leader in numerous goaltending statistical categories, many of which have since been overtaken by Vasilevskiy.

Prior to joining Tampa Bay, Jean spent 12 years with the Moncton Wildcats of the QMJHL. During Jean's time with the Wildcats, the team won two league championships (2005-06, 2009-10) and allowed the least number of goals in a season on four occasions. Under his mentorship, Wildcats goalies have earned league MVP, defensive player of the year, goaltender of the year, first and second team All-Star team awards, and several league goaltending records. Jean was also a member of the coaching staff on the 2009 and 2010 Hockey Canada Under 18 teams that won gold medals at the Ivan Hlinka international tournament.

Jean, 52, played major junior hockey with St. Hyacinthe and Victoriaville of the QMJHL, and after a tryout with the Montreal Canadiens in 1991, earned a scholarship to the Université de Moncton where he played for four-and-a-half seasons with les Aigles Bleus winning the 1994-95 national championship and being named to the 1992-93 AUAA First All-Star Team. Jean was also a member of Hockey Canada's National Goaltending Consultants Team from 2006-11.

NIGEL KIRWAN

VIDEO COACH



NIGEL KIRWAN is an original member of the Tampa Bay Lightning organization. He is responsible for the breakdown of pre-scout and game film, the formulation of scouting reports on opposing clubs, and the creation of highlight and specialty film for use by the Lightning coaches and players. Additionally, Kirwan previously coached Lightning prospects during team rookie and development camps.

Kirwan coached amateur hockey at various levels in both Canada and the United States for 17 years. He is very active in youth hockey camps and clinics including Tampa Bay's "Lightning Made" youth camps. He also served as the video coach for Team USA at the 2008 and 2009 World Championships in Switzerland and Canada. Kirwan also joined Team USA for the 2016 World Cup. On November 29, 2022 Kirwan coached the 2,000th game of his career.

A native of Winnipeg, Manitoba, Kirwan attended the University of Western Ontario and the University of Tampa. He started with the Lightning as a member of the front office staff for four years before then-coach, Terry Crisp, hired him before the start of the 1996-97 season.

BRIAN GARLOCK

VIDEO COACH



BRIAN GARLOCK enters his eleventh season as a video coach with the Tampa Bay Lightning after spending three years under head coach Jon Cooper at both the Syracuse Crunch and the Norfolk Admirals of the American Hockey League. He aids the staff in video scouting, game planning, and preparation.

Garlock previously spent time with the Green Bay Gamblers of the USHL and the St. Louis Bandits of the NAHL as an assistant coach where he also worked under Cooper. Garlock hails from Big Rapids, Michigan and, as a teenager, he played on the Big Rapids High School Varsity Ice Hockey Team for four years.

MARK LAMBERT

DIRECTOR OF HIGH PERFORMANCE AND STRENGTH COACH



MARK LAMBERT enters his 13th season with the Lightning, his sixth as director of high performance and strength coach after previously serving as strength and conditioning coach. An industry veteran of more than 20 years, Lambert has worked with hundreds of athletes ranging from amateur ranks to the professional tiers as well. With the Lightning, Lambert is responsible for overseeing all planning for in- and off-season player workout regimens to optimize performance and increase player physicality. Prior to joining Tampa Bay, Lambert served as the head strength coach at Axxeleration Inc., an organization that specializes in enhancing the performance level of both collegiate and professional athletes while simultaneously minimizing the risk of injury through testing muscular power, strength, strength ratios, body composition and muscle fiber dominance. No stranger to the game of hockey, Lambert previously worked at various levels ranging from the CHL, college and midget hockey. A frequent author of numerous fitness-related

periodical articles, Lambert also delivers numerous lectures on nutrition and topics regarding personal health.

RYAN BELEC

SENIOR DIRECTOR OF TEAM SERVICES



In his 24th season with the Tampa Bay Lightning and 16th overseeing team services, **RYAN BELEC** manages Lightning team travel and other accommodations. His core responsibilities include air and ground transportation as well as hotel accommodations and team catering. Additionally, he is responsible for player reassignments and relocation. Before being named director of team services, Belec served as assistant to the general manager for eight seasons. He assisted the general manager with every aspect of hockey operations for the Lightning. He also served as vice president of hockey operations for the Johnstown Chiefs of the ECHL during the 2006-07 season. A 2000 graduate of the Laurentian University School of Sports Administration in Sudbury, Ontario, Belec owns a Bachelor of Commerce degree in Sports Administration.

LIZ KOHARSKI

DIRECTOR OF HOCKEY ADMINISTRATION



LIZ KOHARSKI is in her 19th year with the Lightning and assists vice president and general manager, Julien BriseBois, with the administrative functions of hockey operations. Koharski is responsible for all administrative procedures involved in maintaining player and coach contracts as well as the transfers and trades of players and all issues relating to immigration. In addition, Koharski prepares written agreements between the Lightning and its minor league affiliates while coordinating correspondence with NHL officers and team executives. Prior to joining the Lightning, the Massachusetts native served as the executive assistant to the president and CEO of the American Hockey League. She held that position for six years after previously working with the AHL's Beast of New Haven. Koharski is a graduate of St. Anselm College in Manchester, New Hampshire.

MICHAEL PETERSON

DIRECTOR OF HOCKEY ANALYTICS



MICHAEL PETERSON enters his 15th season overseeing hockey analytics for the Tampa Bay Lightning, his sixth after previously serving as statistical analyst for nine years. He is responsible for assisting management and the coaching staff by providing analytical and statistical evaluation for hockey operations and contract valuation. Peterson also gives data-driven recommendations for the draft, free agency, trades and other areas as needed. He reports to both the general manager and assistant general managers. Prior to joining the Lightning, Peterson worked on a consultant basis with the Tampa Bay Rays and Cleveland Indians of Major League Baseball. He also served as an instructor at both DeVry University and Valencia Community College in Orlando, Florida. Peterson currently co-teaches the graduate Sport Business Analytics course as part of the curriculum of the University of South Florida Vinik Sport and Entertainment Management program. A native of Midland, Texas, Peterson holds bachelor's degrees in computer science

and mathematics. After undergraduate, Peterson went on to get his Master's in mathematics from Texas Tech University, from which he graduated Summa Cum Laude. He holds an MBA and Master's in Sport Business Management from the DeVos Sport Business Management School at the University of Central Florida. During his time at UCF, Peterson also worked as a research and graduate assistant

TOM MULLIGAN

DIRECTOR OF SPORTS MEDICINE & HEAD ATHLETIC TRAINER



Entering his 22nd year with the Lightning, now serving as the Director of Sports Medicine and Head Athletic Trainer, **TOM MULLIGAN** oversees each aspect of the organization's medical, rehabilitation and athletic training operations. Prior to joining the Lightning organization, Mulligan spent four seasons as the head athletic trainer and physical therapist for the Providence Bruins of the American Hockey League. While with the Bruins, Mulligan's responsibilities included all traditional athletic training duties as well as massages and strength and conditioning of all players. He also served as the head athletic trainer for Team USA during the 2008 and 2012 IIHF Ice Hockey World Championships in Canada and Sweden/Finland, respectively. Additionally, Mulligan was an athletic trainer on the staff of the Team USA Men's Ice Hockey Team at the 2014 Winter Olympics in Sochi, Russia. Mulligan currently serves as the President of PHATS, the Professional Hockey Athletic Trainers Society, and previously held the role as Treasurer for PHATS from 2008 to 2022,

serving on their Executive Board during that tenure. Mulligan has twice been recognized by the Athletic Trainers Association of Florida, as he was given the organization's Professional Athletic Trainer of the Year Award in 2004 and 2018. He is a 1997 graduate of Quinnipiac College in Hamden, Connecticut, earning a Bachelor of Science degree in Physical Therapy with a minor in Biology. While at Quinnipiac, he served as a student athletic trainer for the men's ice hockey team for three seasons and provided services to all other sports programs at the school.

MIKE POIRIER

ASSISTANT ATHLETIC TRAINER



MIKE POIRIER is in his 16th season as Assistant Athletic Trainer for the Lightning. He assists Tom Mulligan with all medical and athletic training operations. A native of Smithfield, Rhode Island, Poirier joined the Lightning after serving as head athletic trainer for the Providence Bruins of the American Hockey League from 2002-08. He joined the Bruins after spending the previous year as an athletic trainer with the National Football League's New England Patriots as they won Super Bowl XXXVI. Poirier graduated from Tulane University in New Orleans, Louisiana with a B.S. in Exercise Science in 1999. He earned his M.S. in sports administration from Mississippi State University in 2001 and holds certifications in strength and conditioning, yoga, dry needling, as well as corrective exercise. Poirier, a graduate assistant trainer with the MSU football team from 1999-01, also worked at the Patriots' training camps from 1996-2001.

LUKASZ MARAS

STRENGTH AND CONDITIONING COACH/ ASSISTANT ATHLETIC TRAINER



LUKASZ MARAS enters his first season aboard the Lightning staff. Prior to joining the team, Maras served 20 years with the United States Navy. He began as an aerospace medicine technician before working his way up to his most recent post as a clinical operations manager. In 2021, Maras began studying to earn a Master of Science degree at the University of South Florida which he obtained in May of 2023. Maras previously studied at the American Military University where he obtained a bachelor's degree in Sports and Health Sciences.

COLTEN WILSON

HEAD EQUIPMENT MANAGER



COLTEN WILSON is entering his third season as the head equipment manager for the Tampa Bay Lightning after spending the previous four seasons (2017-21) in that same role with the Lightning's AHL affiliate, the Syracuse Crunch. He also served as the head equipment manager for the Tulsa Oilers of the ECHL for four seasons before joining the Crunch. Wilson, a native of Bloomington, Illinois, began his career in his hometown with the Bloomington Blaze in 2012.

JASON BERGER

ASSISTANT EQUIPMENT MANAGER



JASON BERGER is entering his seventh season as assistant equipment manager for the Tampa Bay Lightning. Berger joins the Lightning after spending the previous five seasons (2012-17) as head equipment manager with the Providence Bruins of the American Hockey League. Prior to joining the Bruins, Berger won a Kelly Cup Championship while working as head equipment manager for the Florida Everblades of the ECHL. From 2007 to 2011, he served as head equipment manager of the Seattle Thunderbirds of the WHL. A native of Philadelphia, Pennsylvania, Berger has a B.S. in sports/entertainment/event management from Johnson & Wales University in Providence.

PAT DOLAN

ASSISTANT EQUIPMENT MANAGER



PAT DOLAN, who is from Eau Claire, Wisconsin, is entering his third season as assistant equipment manager for the Tampa Bay Lightning. He previously spent three seasons (2018-21) in that same role with the Lightning's AHL affiliate, the Syracuse Crunch. Dolan also served as the head equipment manager for the Rapid City Rush of the ECHL for two seasons (2016-18) and the Chicago Steel of the USHL for three seasons (2013-16).

CHRISTIAN RIVAS

SPORTS MANUAL THERAPIST



CHRISTIAN RIVAS enters his 14th season as sports manual therapist for the Tampa Bay Lightning. He joined the team prior to the 2010-11 campaign after arriving from the New York area, where he previously worked at PHP Hockey Performance Training Center in Darien, Connecticut as well as SPORTSLAB NYC. Rivas, a specialist in active release techniques (ART), worked previously with NHL, NFL, NBA and MLB players during their off-season training. He also has extensive experience in other soft tissue manipulation modalities, ranging from sports massage to osteopathic manual and structural balancing techniques, from articular pumping to fascial unwinding, to name a few. Rivas' focus is to attempt to release areas of congestion, tightness and scarring of involved structures to enhance athletic performance. The New York native attended Sutherland Academy of Osteopathic Medicine in Ontario, Canada and the Academy of Massage Therapy in New Jersey. He is nationally certified to practice massage through NCBTMB, is a certified flexibility specialist and a specialist in ART, while also being licensed by the University of the State of New York Licensing Board. Rivas served in the same position with Team USA at the 2012 IIHF Ice Hockey World Championships in Finland/Sweden.

SCOUTING STAFF

Head Amateur Scout	John Riley	European Scout	Yuri Yanchenkov
Amateur Scout	John Burkart	College Scout	Brian Putnam
Amateur Scout	Josh Dye	College Scout	Casey Borer
Amateur Scout	Rob Kitamura	Professional Scout	Mike Blunden
Amateur Scout	Brad Whelan	Professional Scout	Stephen Gionta
European Scout	Mikael Andersson	Professional Scout	Tony Hrkac
European Scout	Kari Kettunen	Professional Scout	Gerry O'Flaherty
European Scout	Anton Routa	Goaltending Scout	Jared Waimon

DAVE RANDORF

TELEVISION PLAY-BY-PLAY ANNOUNCER



The Tampa Bay Lightning hired veteran play-by-play announcer **DAVE RANDORF** as the voice of the team on January 7, 2021. Following his second season on the call for the Lightning, Randorf was nominated for an Emmy Award in the Sports Broadcaster category at the 46th Annual Suncoast Regional Emmy Awards. Randorf enters his fourth season as the team's television play-by-play announcer on Bally Sports Sun.

Prior to joining the Lightning, Randorf broadcasted NHL games for Rogers Sportsnet for the previous six years, serving as the play-by-play commentator for Sportsnet's national telecasts for Hockey Night in Canada, Wednesday Night Hockey, Rogers Hometown Hockey and the Stanley Cup Playoffs. During the 2019 Stanley Cup Playoffs, Randorf served as the play-by-play announcer for the Western Conference Final for Sportsnet. He also announced the 2015 and 2016 NHL All-Star Game and Skills Competition for Sportsnet.

The Ryerson University graduate worked for 19 years at TSN prior to joining Sportsnet during the summer of 2014, holding roles as the studio host for CFL on TSN, play-by-play voice of the Montreal Canadiens and voice of the IIHF World Championships. Randorf also was the studio host for Olympic games in 2000, 2002, 2004, 2008, 2010 and 2012. He called Men's hockey games at the 1998 Olympics in Nagano, Japan. While at TSN, he also covered the CFL and Grey Cup as well as TSN and CTV's coverage of figure skating. Randorf was the voice of the Montreal Canadiens for TSN from 2010-2014.

Prior to joining TSN, Randorf spent two years in Vancouver hosting the Vancouver Canucks pre- and post-game coverage. He also hosted a nightly talk show, Primetime Sports in Vancouver. From 1989 through 1995, he hosted a nightly sports show, Sportspage, for CKVU/Global Vancouver.

Randorf was also a torch relay runner for the 2010 Vancouver Olympic games and in 1999 he was nominated for a Gemini Award in the category for Best Sports Broadcaster. He has three sons: Kyle, Blake and Trevor.

BRIAN ENGBLOM

TELEVISION COLOR ANALYST



Veteran television analyst **BRIAN ENGBLOM** enters his ninth season with the Bolts in 2023-24 as a color analyst for all Lightning television broadcasts. Working alongside Dave Randorf, Engblom provides expert insight and in-depth analysis for all games on Bally Sports Sun. Engblom has more than 11 years of NHL experience as a player and has been a TV broadcaster since 1993. Lightning fans will recognize him from his work as the "Inside the Glass" analyst on both NBC and NBC Sports Network broadcasts, as well as the network's coverage of the 2014 Winter Olympics in Sochi, Russia. During his time at NBC, Engblom has also served as an analyst on NHL Live, NBCSN's pre- and post-game NHL studio show. He has also been a color analyst for Winnipeg Jets games on TSN in Canada and studio analyst for Colorado Avalanche games. Prior to joining NBC, Engblom served as an analyst for ABC Sports on its national NHL broadcasts. He also served as color analyst for games on ESPN and ESPN2 from 1993-2004. A native of Winnipeg, Manitoba, Engblom was on three Stanley Cup-winning teams as a player, skating in 659 career NHL games with the Montreal Canadiens, Washington Capitals, Los Angeles Kings, Buffalo Sabres and Calgary Flames. He was drafted 22nd overall by Montreal in the 1975 draft after playing collegiately at the University of Wisconsin-Madison. He retired in 1987 with a career total of 29 goals and 177 assists.

DAVE MISHKIN

RADIO PLAY-BY-PLAY ANNOUNCER



DAVE MISHKIN returns for his 22nd year as radio play-by-play announcer for all Lightning games on 102.5 FM The Bone. In addition to broadcasting games, Mishkin is a regular contributor to TampaBayLightning.com, where fans can read his column "Mishkin's Musings" and get his post-game analysis with "The Extra Shift" following each game. Prior to joining the Lightning, Mishkin spent eight seasons as the television and radio voice of the AHL's Hershey Bears. While with the Bears, Mishkin maintained a variety of roles outside of broadcasting including media and public relations as well as hockey operations. During his time with the Hershey organization, Mishkin served for three years as the play-by-play broadcaster and media relations director for the company's soccer team in the A-League, the Hershey Wildcats. A 1991 Yale graduate, Mishkin broke into professional hockey as play-by-play broadcaster for the Johnstown Chiefs of the ECHL. While a student at Yale, he also worked in the University's Sports Information Office for the 1990-91 academic school year and served as Sports Director for the school radio station, WYBC, from 1989-91.

PHIL ESPOSITO

RADIO COLOR COMMENTATOR



Hockey Hall-of-Famer and Tampa Bay Lightning founder **PHIL ESPOSITO** returns for his 24th year as radio analyst for Lightning home games. A Lightning founder and the team's general manager during its first seven seasons, Esposito joined the Lightning radio team during the 1999-00 season. Prior to joining the Lightning broadcast team, he worked as a television analyst for FOX television in Los Angeles and UPN 38 WSBK-TV in Boston. Esposito has also served as a broadcast analyst for the New York Rangers on MSG Network and was the Rangers' Vice President & General Manager from 1986-88. A former professional hockey legend, Esposito's spectacular 18-year playing career was highlighted by two Stanley Cup Championships with the Boston Bruins in 1970 and 1972. Originally a member of the Chicago Blackhawks (1963-67), Esposito was the central figure in one of hockey's biggest trades when he was sent to Boston in 1967. During the next eight seasons, he virtually rewrote the NHL record books. He became the

first player in NHL history to record 100 points in a season (1969-70). Two seasons later, Esposito set single season standards of 76 goals and 152 points, which stood until Wayne Gretzky eclipsed those marks a decade later. His 717 career goals place him seventh on the all-time list, and his 1,590 points are 10th all-time.



77



PLAYER ROSTER

BE THE
THUNDER



BOGOSIAN
VS. THE NHL

	GP	G	A	P
ANA	12	3	3	6
ARI	18	0	2	2
BOS	33	0	8	8
BUF	20	1	3	4
CGY	25	0	5	5
CAR	44	3	16	19
CHI	22	2	5	7
COL	21	1	2	3
CBJ	20	0	6	6
DAL	17	0	0	0
DET	25	3	3	6
EDM	24	3	4	7
FLA	44	6	15	21
LAK	16	3	3	6
MIN	16	1	1	2
MTL	43	4	10	14
NSH	23	2	6	8
NJD	26	1	7	8
NYI	26	4	3	7
NYR	28	1	3	4
OTT	36	3	4	7
PHI	34	2	3	5
PIT	29	4	8	12
SJS	10	1	2	3
SEA	3	0	0	0
STL	21	0	5	5
TBL	33	2	8	10
TOR	37	3	10	13
VAN	23	1	2	3
VGK	4	0	1	1
WSH	34	3	7	10
WPG	16	0	1	1

24 ZACH
BOGOSIAN

POSITION	Defense	BORN	July 15, 1990 (Massena, NY)
HEIGHT	6-3	ACQUIRED	Signed as a free agent to a 3-year contract on July 28, 2021
WEIGHT	231		
SHOOTS	Right	SEASON	NHL – 16th, Lightning – 4rd

2022-2023 SEASON

Recorded a goal and five points in 46 games...Blocked 50 shots, his most since the 2018-19 season with Buffalo (116)...His 114 hits matched his total from the 2021-22 season and were his most since dishing out 189 hits between Winnipeg and Buffalo during the 2014-15 season...Ranked sixth on the Lightning for hits...Led Bolts defensemen for hits per 60 minutes (9.92). Scored his lone goal of the season February 21 vs. Anaheim...Missed the start of the season after having offseason shoulder surgery and made his 2022-23 debut on November 19 at Nashville...**2023 Playoffs:** Skated in five postseason contests and posted an assist, a plus-two rating and seven penalty minutes...His lone point of the playoffs came in a Game 5, First Round victory at Toronto

CAREER

2021-22 SEASON: Skated in 48 games in his second stint with the Lightning after being acquired by Tampa Bay prior to the 2019-20 trade deadline and helping lead the Bolts to their first of consecutive Stanley Cup championships...Notched three goals and eight points...Ranked fourth among Lightning blueliners for goals and seventh for scoring...Played in his 700th career NHL game Dec. 2 vs. St. Louis...Ranked third on the Lightning for hits per 60 minutes (9.27)...**2022 Playoffs:** Skated in 22 playoff contests, notching 3 assists...Recorded his first playoff point of the season (assist) in Game 4 of the 2nd Rd. vs. Florida...Posted his first ever assist in a Stanley Cup Final contest in Game 3 vs. Colorado...Ranked second among Tampa Bay defensemen for hits (53)...**2020-21:** Posted 4 assists and 49 penalty minutes in 45 games in his first and only season with Toronto...Tied for seventh among Toronto defensemen for scoring...Ranked fourth on the Maple Leafs for hits (67) and ninth for blocked shots (31)...**2021 Playoffs:** Notched an assist in seven games...Lone assist came in Game 2 of a 1st Rd. series vs. Montreal...Made it to the playoffs for the second-straight season after missing out the first 11 seasons of his career...**2019-20:** Started the season in Buffalo and recorded a goal and 5 points in 19 games...Had contract terminated by Buffalo, making him an unrestricted free agent...Signed by Tampa Bay to a one-year contract Feb. 23, 2020...Played in 8 regular season games with the Lightning and notched a pair of assists...Made his Tampa Bay debut Feb. 25, 2020 vs. Toronto...Notched his first point (assist) as a Bolt Feb. 29, 2020 vs. Calgary...**2020 Playoffs:** Skated in 20 playoff contests and recorded 4 assists...Made his Stanley Cup Playoffs debut Aug. 3, 2020 in a Round Robin game vs. Washington...Posted his first point (assist) in the Stanley Cup Playoffs Game 2 of a 1st Rd. series vs. Columbus...**2018-19:** Played 65 games for Buffalo, his highest total as a member of the Sabres and his most since 2011-12...Ranked second among all Sabres with 116 blocked shots and led the team with a career-high 1.8 blocks per game...Appeared in his 600th NHL game on Feb. 7 vs. Carolina and recorded an assist...Scored his third career shorthanded goal (and first since the 2009-10 season) as part of a two-point night on March 7 at Chicago...**2017-18:** Skated in 18 games and

recorded an assist...Posted his only point of the season Jan. 4, 2018 at Minnesota...**2016-17:** Recorded 2 goals and 11 points in 56 games with the Sabres...Took his only career face-off Oct. 13 vs. Montreal (loss)...**2015-16:** Skated in 64 games and recorded 7 goals and 24 points...Posted his most goals, assists (17), points, penalty minutes (68), shots (121) as a member of the Sabres...Netted 3 power-play goals, matching a career high (also: 2009-10)...**2014-15:** Started the season in Winnipeg, where he posted 3 goals and 13 points in 41 games...Traded to Buffalo along with Evander Kane and Jason Kasdorf from Winnipeg in exchange for Tyler Myers, Drew Stafford, Joel Armia, the rights to Brendan Lemieux and a 1st Rd. pick in the 2015 NHL Draft on Feb. 11, 2015...Tallied 7 assists in 21 games with the Sabres...Established a career high for penalty minutes (78)...**2013-14:** Had 3 goals and 11 points in 55 games for Winnipeg...Ranked 4th among Jets defensemen for goals and sixth for scoring...**2012-13:** Recorded 5 goals and 14 points in 33 games...Second among Winnipeg blueliners for goals...Ranked fourth among Jets defensemen for scoring...**2011-12:** Posted 5 goals and 30 points in 65 contests...Set career highs for assists (25) and scoring...Ranked third among Winnipeg defensemen for goals, assists and scoring...**2010-11:** Notched 5 goals and 17 points in 71 games for Atlanta...Ranked third among Thrashers defensemen for goals, fourth for scoring and fifth for assists (12)...Matched a career high for shots (155) he set a season prior...**2009-10:** Skated in a career-high 81 games in his second NHL season and recorded 10 goals and 23 points for Atlanta...Netted double digits in goals for the first and only time in his career...Set a career high for shots (155)...Also established career highs for hits (196) and blocked shots (124)...Led Atlanta for hits and ranked 22nd in the NHL...Ranked second on the Thrashers for blocked shots...**2008-09:** Skated in 47 games during his first NHL season and recorded 9 goals and 19 points...Posted a career-high plus-11 rating...Made his NHL debut Oct. 10, 2008 vs. Washington...Recorded his first NHL goal and assist in the same game Jan. 17, 2009...Placed 12th in voting for the Calder Trophy...**International Career:** Represented the United States at the 2009 IIHF World Championship in Switzerland, recording one assist in nine games.

CAREER STATISTICS

		REGULAR SEASON							PLAYOFFS				
SEASON	TEAM	LEAGUE	GP	G	A	TP	+/~	PIM	GP	G	A	TP	PIM
2006-07	PETERBOROUGH	OHL	67	7	26	33	-6	63	-	-	-	-	-
2007-08	PETERBOROUGH	OHL	60	11	50	61	8	72	5	0	3	3	8
2008-09	ATLANTA	NHL	47	9	10	19	11	47	-	-	-	-	-
	CHICAGO	AHL	5	1	0	1	-5	0	-	-	-	-	-
	UNITED STATES	WC	9	0	1	1	-	2	-	-	-	-	-
2009-10	ATLANTA	NHL	81	10	13	23	-18	61	-	-	-	-	-
2010-11	ATLANTA	NHL	71	5	12	17	-27	29	-	-	-	-	-
2011-12	WINNIPEG	NHL	65	5	25	30	-3	71	-	-	-	-	-
2012-13	WINNIPEG	NHL	33	5	9	14	-5	29	-	-	-	-	-
2013-14	WINNIPEG	NHL	55	3	8	11	3	48	-	-	-	-	-
2014-15	WINNIPEG	NHL	41	3	10	13	1	40	-	-	-	-	-
	BUFFALO	NHL	21	0	7	7	-7	38	-	-	-	-	-
2015-16	BUFFALO	NHL	64	7	17	24	-11	68	-	-	-	-	-
2016-17	BUFFALO	NHL	56	2	9	11	-17	46	-	-	-	-	-
2017-18	BUFFALO	NHL	18	0	1	1	-9	20	-	-	-	-	-
2018-19	BUFFALO	NHL	65	3	16	19	-5	52	-	-	-	-	-
2019-20	BUFFALO	NHL	19	1	4	5	0	10	-	-	-	-	-
	TAMPA BAY	NHL	8	0	2	2	0	12	20	0	4	4	12
2020-21	TORONTO	NHL	45	0	4	4	7	49	7	0	1	1	0
2021-22	TAMPA BAY	NHL	48	3	5	8	2	53	22	0	3	3	4
2022-23	TAMPA BAY	NHL	46	1	4	5	-4	42	5	0	1	1	7
NHL TOTALS			783	57	156	213	-82	715	54	0	9	9	23

HIGHLIGHTS

GOALS:

Game:	2 (3x, Last: 2/21/16 vs. PIT)
Season:	10 (2009-10)
Multi-Goal Games:	3
In 2022-23:	None
Hat Tricks:	None
Streak:	2 (3x, Last: 3/16-3/18/16 (2g))
In 2022-23:	None

ASSISTS:

Game:	3 (2x, Last: 3/30/12 at CAR)
Season:	25 (2011-12)
Streak:	3 (2x, Last: 3/29-4/2/16, 3a)
In 2022-23:	None

POINTS:

Game:	3 (4x, Last: 2/21/16 vs. PIT)
Season:	30 (2011-12)
Multi-Point Games:	31
In 2022-23:	1
Streak:	4 (2x, Last: 4/11-4/20/13, 2g, 5a)
In 2022-23:	None

SHOOTOUT STATISTICS:

Career:	1-1 (100%)
In 2022-23:	None

MOST PIM IN A GAME:

17 (4x, Last: 12/7/21 at MTL)

MOST SHOTS IN A GAME:

10 (3/26/12 vs. OTT)

NHL AND LIGHTNING FIRSTS

GAME: NHL – 10/10/08 vs. WSH
Lightning – 2/25/20 vs. TOR


GOAL: NHL – 1/17/09 at NSH (Rinne)
Lightning – 11/23/21 vs. PHI

ASSIST: NHL – 1/17/09 at NSH
Lightning – 2/29/20 vs. CGY

TRANSACTIONS

Signed a 3-year contract with Tampa Bay July 28, 2021...Signed a 1-year contract with Toronto Oct. 10, 2020...After contract was terminated by Buffalo, signed as an unrestricted free agent by Tampa Bay to a 1-year contract Feb. 23, 2020...Acquired by Buffalo along with Evander Kane and Jason Kasdorf from Winnipeg in exchange for Tyler Myers, Drew Stafford, Joel Armia, the rights to Brendan Lemieux and a 1st Rd. pick in the 2015 NHL Draft on February 11, 2015...Selected by Atlanta in the 1st Rd. (3rd overall) at the 2008 NHL Draft.





CERNAK
VS. THE NHL

	GP	G	A	P
ANA	7	1	2	3
ARI	5	0	0	0
BOS	16	1	2	3
BUF	14	0	2	2
CGY	5	0	0	0
CAR	16	0	2	2
CHI	14	1	6	7
COL	6	0	0	0
CBJ	13	0	1	1
DAL	11	1	2	3
DET	17	1	6	7
EDM	6	0	1	1
FLA	21	2	4	6
LAK	6	1	0	1
MIN	5	1	1	2
MTL	12	0	4	4
NSH	14	1	6	7
NJD	7	0	3	3
NYI	8	0	1	1
NYR	10	1	1	2
OTT	10	1	1	2
PHI	7	0	1	1
PIT	11	1	0	1
SJS	6	0	1	1
SEA	3	1	1	2
STL	6	1	0	1
TOR	13	0	3	3
VAN	6	1	3	4
VGK	4	0	1	1
WSH	10	2	1	3
WPG	7	0	1	1

81 ERIK
CERNAK

POSITION	Defense	BORN	May 28, 1997 (Kosice, Slovakia)
HEIGHT	6-3	ACQUIRED	From Los Angeles on February 26, 2017
WEIGHT	230	SEASON	NHL - 6th, Lightning - 6th
SHOOTS	Right		

2022-2023 SEASON

Skated in 70 contests and posted two goals and 16 points... Ranked tied for fourth among Tampa Bay defensemen for assists (14) and fifth for goals and scoring...Established a career high for assists...Also set career highs for hits (209) and blocked shots (100) and tied his career mark for takeaways (21) set previously in 2021-22...Led the Lightning for hits a second straight season...Finished 22nd in the NHL for hits (ninth among defensemen)... Ranked fourth on the Bolts for blocked shots...Paced the Lightning for average shorthanded time on ice (2:59)...Netted his first career shorthanded goal March 30 vs. Washington...**2023 Playoffs:** Skated in one game during the postseason...Suffered an injury in Game 1 of a First Round series at Toronto and missed the rest of the playoffs.

CAREER

2021-22 SEASON: Skated in 55 games for Tampa Bay, posting a goal, 12 assists and 13 points...Cernak's 12 assists were the second most for a season in his career, one assist from his high total of 13 in 2020-21, and he ranked fifth among Lightning defensemen for assists and scoring...Led the Bolts for hits with 165...His 73 blocked shots ranked fourth on the Lightning...Went on a career-long four-game point streak (0-4—4 pts.) from Apr. 14-21...Tied a Lightning franchise record with 10 hits Apr. 16 vs. Winnipeg...Skated in his 200th career NHL game March 8 at Winnipeg, becoming the 22nd defenseman all-time to record 200-plus games with the Lightning...**2022 Playoffs:** Skated in all 23 games during the playoffs, recording a goal, an assist and a plus-1 rating...Led the Lightning for hits and ranked second in the NHL...Scored his second career playoff goal and first playoff game-winner in Game 3 of the 2nd Rd. vs. Florida...Notched only assist of the playoffs Game 4 of the Stanley Cup Final vs. Colorado...**2020-21:** Played in 46 games for the Bolts, matching his career-high for goals with 5, while adding 18 points and 38 penalty minutes...Set career-best for points...Ranked 5th on the team for penalty minutes and 4th for hits with 98...**2021 Playoffs:** Played in 21 games during the playoffs, posting a goal and 10 points to go along with a +12 rating...Scored Stanley Cup Final opening goal in the 1st period of Game 1 against Montreal for his first career playoff goal...Ranked tied for 4th on the team for assists and was 2nd for plus/minus...**2019-20:** Played in 67 games for the Lightning, posting 5 goals and 12 points to go along with 59 penalty minutes. Ranked 2nd on the Bolts for penalty minutes and 2nd for hits (172)...Registered a career-high nine hits on Feb. 13 vs. Edmonton...Recorded a career-best time on ice against Pittsburgh on Feb. 11 (23:23)...**2020 Playoffs:** Played in 25 Stanley Cup Playoff games, posting 4 assists and 12 penalty minutes to go along with a

+2 rating...Ranked 3rd among all Lightning defensemen for average time on ice (20:43)... Was 1 of 13 players to skate in all 25 playoff games for the Lightning. Ranked 2nd on the team for average shorthanded time on ice per game (3:01)...**2018-19:** Played in 58 games in 1st NHL season, recording 5 goals and 16 points to go along with 58 penalty minutes...Ranked 1st on the Lightning and tied for 19th in the NHL for hits per game (3.4)...Led all NHL rookies for hits (198) and was tied for 1st for plus/minus (+25)...Made NHL debut on November 13 at Buffalo and scored 1st NHL goal on February 2 at NY Rangers...Also appeared in 9 games with the Syracuse Crunch, registering 2 goals and 7 points to go along with 14 penalty minutes...Represented Slovakia at the World Championships, posting 3 goals and 5 points in 7 games...**2019 Playoffs:** Played in 4 Stanley Cup Playoff games, posting 3 assists and 7 shots on goal...Led the team for points and assists...**2017-18:** Appeared in 71 games with Syracuse during his 1st pro/AHL season, recording 5 goals and 18 points to go along with 30 penalty minutes... Led all Syracuse rookie defensemen for goals, assists and points...**2016-17:** Played in 50 games with Erie, recording 3 goals and 21 points...Also appeared in 22 OHL playoff games with the Otters, registering a goal and 9 points, helping Erie win the OHL Championship...Skated in 5 Memorial Cup games, notching 2 assists...**2015-16:** Skated in 41 games in 1st season in the OHL with Erie, recording 4 goals and 15 points to go along with 35 penalty minutes...Appeared in 13 OHL postseason games, tallying 6 assists with 10 penalty minutes...Represented Slovakia at the World Jr. Championship, notching two penalty minutes...**2014-15:** Played in 43 games with HC Kosice, collecting 5 goals and 13 points to go along with 16 penalty minutes...Played in 5 World Jr. Championship games for Slovakia, recording 3 goals and 5 points.

CAREER STATISTICS

		REGULAR SEASON								PLAYOFFS					
SEASON	TEAM	LEAGUE	GP	G	A	TP	+/–	PIM		GP	G	A	TP	PIM	
2014-15	HC KOSICE	SLOVAKIA	43	5	8	13	-	16		-	-	-	-	-	
	SLOVAKIA	WJC-U20	5	3	2	5	-	8		-	-	-	-	-	
2015-16	ERIE	OHL	41	4	11	15	-	35		13	0	6	6	10	
	SLOVAKIA	WJC-U20	4	0	0	0	-	2		-	-	-	-	-	
2016-17	ERIE	OHL	50	3	18	21	-	53		22	1	8	9	10	
2017-18	SYRACUSE	AHL	71	5	13	18	-	30		-	-	-	-	-	
2018-19	TAMPA BAY	NHL	58	5	11	16	25	58		4	0	3	3	0	
	SYRACUSE	AHL	9	2	5	7	-	14		-	-	-	-	-	
	SLOVAKIA	WC	7	3	2	5	-	8		-	-	-	-	-	
2019-20	TAMPA BAY	NHL	67	5	7	12	11	59		25	0	4	4	12	
2020-21	TAMPA BAY	NHL	46	5	13	18	8	38		21	1	9	10	16	
2021-22	TAMPA BAY	NHL	55	1	12	13	7	46		23	1	1	2	12	
2022-23	TAMPA BAY	NHL	70	2	14	16	8	53		1	0	0	0	2	
NHL TOTALS			296	18	57	75	59	254		74	2	17	19	42	

HIGHLIGHTS

GOALS:

Game:	1 (18x, Last: 3/30/23 vs. WSH)
Season:	5 (3x, Last: 2020-21)
Multi-Goal Games:	None
In 2022-23:	None
Hat Tricks:	None
Streak:	2 (1/29-1/31/20, 2g)
In 2022-23:	None

ASSISTS:

Game:	2 (4x, Last: 1/8/22 vs. BOS)
Season:	14 (2022-23)
Streak:	4 (4/14-4/21/22, 4a)
In 2022-23:	2 (3x, Last: 3/14-3/16/23, 2a)

POINTS:

Game:	3 (5/5/21 vs. DAL)
Season:	18 (2020-21)
Multi-Point Games:	9
In 2022-23:	0
Streak:	4 (4/14-4/21/22, 0g, 4a)
In 2022-23:	2 (4x, Last: 3/28-3/30/23, 1g, 1a)

SHOOTOUT STATISTICS:

Career:	0-0 (0%)
In 2022-23:	0-0 (0%)

MOST PIM IN A GAME:

10 (4x, Last: 1/28/23 vs. LAK)

MOST SHOTS IN A GAME:

7 (2x, Last: 10/23/21 vs. COL)

NHL AND LIGHTNING FIRSTS

GAME: 11/13/18 at BUF


GOAL: 2/9/19 vs. PIT (DeSmith)

ASSIST: 11/19/18 at NSH

TRANSACTIONS

Signed by the Lightning to an 8-year contract extension 7/13/22...Re-signed by the Lightning to a 3-year contract on 12/22/20...Acquired by the Lightning along with Peter Budaj and a 7th round draft pick from the Los Angeles Kings in exchange for Ben Bishop and a conditional draft pick on 2/26/17...Drafted by the LA Kings in the 2nd round, 43rd overall, at the 2015 NHL Draft





CIRELLI
VS. THE NHL

	GP	G	A	P
ANA	7	4	4	8
ARI	9	2	2	4
BOS	17	5	2	7
BUF	14	6	6	12
CGY	6	2	1	3
CAR	16	1	4	5
CHI	16	6	5	11
COL	8	2	4	6
CBJ	17	0	3	3
DAL	16	4	8	12
DET	22	1	6	7
EDM	6	0	2	2
FLA	20	1	4	5
LAK	7	1	3	4
MIN	8	2	1	3
MTL	15	3	5	8
NSH	16	4	5	9
NJD	12	3	2	5
NYI	11	2	4	6
NYR	10	3	4	7
OTT	13	2	4	6
PHI	10	1	3	4
PIT	11	4	2	6
SJS	7	1	5	6
SEA	4	1	2	3
STL	7	4	2	6
TOR	14	2	7	9
VAN	7	1	0	1
VGK	8	1	2	3
WSH	10	2	4	6
WPG	8	6	5	11

71 ANTHONY
CIRELLI

POSITION	Center	BORN	July 15, 1997 (Etobicoke, Ontario)
HEIGHT	6-1	ACQUIRED	Selected by Tampa Bay in the third round, 72nd overall, at the 2015 NHL Draft
WEIGHT	190	SEASON	NHL – 7th, Lightning – 7th
SHOOTS	Left		

2022-2023 SEASON

Notched 11 goals and 23 points in 58 games...Began the season on injured reserve following offseason shoulder surgery...Made his season debut Dec. 3 vs. Toronto...Ranked eighth on the Lightning for assists (18), ninth for goals and 10th for scoring...Netted shorthanded goals in consecutive games March 12 vs. Winnipeg and March 14 at New Jersey...Paced the Bolts for shorthanded tallies (2)...Led all Lightning forwards for average shorthanded time on ice (2:21)...Ranked second among Tampa Bay forwards for blocked shots per 60 minutes (2.87) and tied for fourth for blocked shots (46)...Finished third on Tampa Bay for face-off wins (427)...His 51.4% face-off win percentage was the second highest of his career...His plus-13 rating ranked tied for third on the Lightning...**2023 Playoffs:** Played in all six playoff contests, registering three goals and six points to finish tied for first on the Bolts for goals and scoring...Notched multi-point efforts (goal, assist) in Games 1 and 5 of the First Round series vs. Toronto...Ranked second on the Lightning and first among Tampa Bay forwards for blocked shots (12)...Finished second on the Bolts for takeaways (8)...Placed fourth on the Lightning for hits (17)...Recorded a 25% shooting percentage that ranked first on Tampa Bay and ninth in the NHL.

CAREER

2021-22 SEASON: Notched 17 goals and 43 points in 76 games, finishing one point off his career high pace of 16-28—44 pts. from 2019-20...His 17 goals and 26 assists were also the second most for a season in his career...Finished seventh on the Lightning for scoring, eighth for assists and ninth for goals...Set career highs for penalty minutes (70), power-play goals (3), shots (146), blocked shots (67) and takeaways (60)...Paced all Bolts for takeaways...Led Tampa Bay forwards for blocked shots and ranked fifth for average time on ice (18:19)...Ranked second among Lightning forwards for average shorthanded time on ice (2:06)...Recorded 42 penalties drawn to pace Tampa Bay and rank sixth in the NHL...Finished fifth in Selke Trophy voting...**2022 Playoffs:** Played in all 23 playoff games, recording 3 goals, 5 assists and 8 points...Notched his first career postseason shorthanded goal Game 6 of 1st Rd. vs. Toronto...Scored the fourth-fastest goal to begin a playoff game in franchise history (36 seconds) Game 4 of Stanley Cup Final vs. Colorado...Ranked second on Tampa Bay and sixth in the NHL for hits (68)...Ranked seventh among NHL forwards for average shorthanded time on ice (2:49)...Recorded first career multi-assist playoff outing Game 1 of ECF at NY Rangers...**2020-21:** Played in 50 games with the Bolts, posting 9 goals and 22 points to go along with 10 penalty minutes... Skated in his 200th career NHL game on April 4 versus Detroit...Missed 6 games from February 13-25 with an upper body injury...Ranked tied for 8th in the NHL with 2 shorthanded goals...Opened the season with 8 points (2 goals, 6 assists) in first 8 games...**2021 Playoffs:** Played in 23 Stanley Cup Playoff games, winning his 2nd consecutive Cup, notching 5 goals and 7 assists...Ranked tied for 2nd on the team for hits with 68...Recorded an assist on the game-winning shorthanded goal in Game 7 of the ECF against the NY Islanders...**2019-20:** Played in 68 games with the Lightning, recording 16 goals and 44 points to go along with a +28 rating and 30 penalty minutes...Ranked 5th on the team for assists with 28 and was 6th for points...Tied for the team lead and ranked 5th in the NHL with a +28 rating...Posted a career-long 6-game point streak from Nov. 16-27 (5 goals, 4 assists)...Netted 1st career hat trick on Jan. 17 at Winnipeg...Led the Lightning for face-offs (914) and face-off wins (434)...Ranked 5th among NHL forwards for average shorthanded time on ice (2:49)...**2020 Playoffs:** Played in 25 Stanley Cup Playoff games, posting 3 goals and 9 points to go along with 2 penalty minutes...Recorded a 3-game assist streak during the Stanley Cup Final from Games 2-4...Ranked 2nd among Lightning forwards for average shorthanded time on ice per game (2:31). **2018-19:** Played in all 82 games in his 1st full season with the Lightning, recording 19 goals and 39 points to go along with 34 penalty minutes...Ranked tied for 2nd in the NHL with 5 shorthanded goals...Ranked 6th among NHL rookies for points...Posted a career-best 6-game point streak from March 16-25 (4 goals, 3 assists)...Scored 5 game-winning goals, tying the Lightning single-season record by a rookie...Led

all NHL forwards for total shorthanded time on ice (22:39)...Led all NHL rookies for face-offs (951) and face-off wins (502)...Played in his 100th career game on April 6 at Boston...Ranked tied for 1st among all rookies in the NHL for plus/minus (+25)...**2019 Playoffs:** Played in 4 Stanley Cup Playoff games, posting a goal and 2 points...Ranked 4th among Lightning forwards for average time on ice (18:05)...Ranked tied for 2nd on the team for points...**2017-18:** Played in 18 games with the Lightning, collecting 5 goals and 11 points to go along with 6 penalty minutes...Scored a pair of goals on April 6 against Buffalo, finishing the season with 4 multi-point games...Recorded a goal and an assist in his NHL debut on March 1 against the Dallas Stars...Skated in 51 games with the Syracuse Crunch of the AHL, recording 14 goals and 37 points...Ranked tied for 1st on the Crunch for points and was 3rd for assists with 23 prior to being recalled by the Bolts on February 28...Also posted 6 power-play goals, ranking 1st on Syracuse at the time of his recall...Skated in 17 Stanley Cup Playoff games, posting 2 goals and 3 points to go along with 4 penalty minutes...Made his Stanley Cup Playoffs debut in Game 1 versus New Jersey...Led all Lightning forwards for shorthanded average time on ice per game (1:41)...**2016-17:** Skated in 51 OHL games, splitting time between the Oshawa Generals and Erie Otters, posting 25 goals and 64 points to go along with 12 penalty minutes...Served as captain of the Generals prior to being traded to Erie...Recorded 12 goals and 30 points in 25 games with Erie...Appeared in 22 OHL playoff games with the Otters, registering 15 goals and 31 points...Led the Otters for playoff goals and ranked 3rd for points...Helped lead Erie to the Memorial Cup where he skated in 5 games and posted a goal and 8 points...Also represented Canada at the World Jr. Championship, recording 3 goals and 7 points in 7 games...Won the Silver Medal at the tournament...Joined the Syracuse Crunch for the Calder Cup Playoffs, skating in 6 games and was held scoreless...Appeared in all 6 Calder Cup Final games with Syracuse...**2015-16:** Skated in 62 games with Oshawa, posting 21 goals and 59 points to go along with 27 penalty minutes...Named captain of the Generals mid-way through the season...Ranked 1st on the Generals for both assists (38) and points, and 2nd for goals...Also led Oshawa for power-play goals with 10...Made his pro/AHL debut with the Crunch on 4/15 versus the Utica Comets...Skated in 3 games for the Crunch and was held scoreless...**2014-15:** Played in 62 games during his rookie season with Oshawa, recording 13 goals and 36 points...Led all Oshawa rookies for points and ranked 9th in the OHL for rookie scoring.

CAREER STATISTICS

SEASON	TEAM	LEAGUE	GP	REGULAR SEASON					PIM	PLAYOFFS				
				G	A	TP	+/–			GP	G	A	TP	PIM
2014-15	OSHAWA	OHL	68	13	23	36	-	22		21	2	8	10	4
2015-16	OSHAWA	OHL	62	21	38	59	-	27		5	2	3	5	0
	SYRACUSE	AHL	3	0	0	0	-	0		-	-	-	-	-
2016-17	OSHAWA	OHL	26	13	21	34	-	8		-	-	-	-	-
	ERIE	OHL	25	12	18	30	-	4		22	15	16	31	4
2017-18	SYRACUSE	AHL	-	-	-	-	-	-		6	0	0	0	0
	TAMPA BAY	NHL	18	5	6	11	1	4		17	2	1	3	4
2018-19	SYRACUSE	AHL	51	14	23	37	-	14		-	-	-	-	-
	TAMPA BAY	NHL	82	19	20	39	25	34		4	1	1	2	0
2019-20	CANADA	WC	10	3	1	4	-	6		-	-	-	-	-
	TAMPA BAY	NHL	68	16	28	44	28	30		25	3	6	9	2
2020-21	TAMPA BAY	NHL	50	9	13	22	0	10		23	5	7	12	20
2021-22	TAMPA BAY	NHL	76	17	26	43	15	70		23	3	5	8	8
2022-23	TAMPA BAY	NHL	58	11	18	29	13	33		6	3	3	6	4
NHL TOTALS			352	77	111	188	92	183		98	17	23	40	38

HIGHLIGHTS

GOALS:	
Game:	3 (1/17/20 at WPG)
Season:	19 (2018-19)
Multi-Goal Games:	6
In 2022-23:	1 (2/11/23 at DAL)
Hat Tricks:	1
Streak:	4 (2x, Last: 11/16-11/23/19, 4g)
In 2022-23:	2 (3x, Last: 3/12-3/14/23, 2g)
ASSISTS:	
Game:	3 (10/10/19 at TOR)
Season:	28 (2019-20)
Streak:	4 (1/29-2/4/20, 4a)
In 2022-23:	3 (12/8-12/13/22, 4a)
POINTS:	
Game:	3 (4x, Last: 2/11/23 at DAL)
Season:	44 (2019-20)
Multi-Point Games:	41
In 2022-23:	7
Streak:	6 (2x, Last: 11/16-11/27/19, 5g, 4a)
In 2022-23:	3 (2x, Last: 2/9-2/14/23, 3g, 3a)

SHOOTOUT STATISTICS:	
Career:	0-2 (0.0%)
In 2022-23:	None

MOST PIM IN A GAME:	
17 (11/15/21 vs. NYI)	

MOST SHOTS IN A GAME:	
9 (10/21/18 at CHI)	

NHL AND LIGHTNING FIRSTS

GAME:	3/1/18 at DAL
--------------	---------------

GOAL:	3/1/18 at DAL (Bishop)
--------------	------------------------

ASSIST:	3/1/18 at DAL
----------------	---------------

TRANSACTIONS

Signed by the Lightning to an eight-year contract extension on 7/13/22...Re-signed with the Lightning to a 3-year contract extension on 12/24/20...Signed 3-year entry level contract with the Lightning on 5/19/2016.





DE HAAN
VS. THE NHL

	GP	G	A	P
ANA	16	0	5	5
ARI	15	0	5	5
BOS	19	0	2	2
BUF	15	3	2	5
CGY	14	2	1	3
CAR	24	1	4	5
CHI	10	1	0	1
COL	19	0	2	2
CBJ	30	1	8	9
DAL	25	1	8	9
DET	21	2	4	6
EDM	13	0	4	4
FLA	24	0	5	5
LAK	17	0	1	1
MIN	16	1	3	4
MTL	16	0	4	4
NSH	20	0	3	3
NJD	21	0	8	8
NYI	8	0	0	0
NYR	23	0	6	6
OTT	18	0	1	1
PHI	22	0	9	9
PIT	24	0	3	3
SJS	17	2	4	6
SEA	4	0	1	1
STL	17	0	1	1
TBL	27	1	2	3
TOR	15	1	5	6
VAN	15	2	2	4
VGK	10	1	0	1
WSH	24	1	5	6
WPG	14	1	2	3

44 CALVIN
DEHAAN

POSITION	Defense	BORN	May 9, 1991 (Carp, Ontario)
HEIGHT	6-1	ACQUIRED	Signed as a free agent on July 2, 2023
WEIGHT	192	SEASON	NHL – 12th, Lightning – 1st
SHOOTS	Left		

2022-2023 SEASON

Skated in 53 games with the Carolina Hurricanes, recording two goals, 12 points and a plus-seven rating... Returned to Carolina for one season after previously playing with the Hurricanes in 2018-19...Ranked fifth among Carolina blueliners for assists (10) and sixth for scoring...Reached double figures for assists for the seventh time in his career and first since posting 13 assists in 2018-19 with Carolina...Led all Hurricanes defensemen for hits (84) and ranked sixth overall on the Canes...Finished sixth on Carolina for blocked shots (49) and first for blocked shots per 60 minutes (4.09)...Posted a season-long three-game assist streak February 11-16 (3 assists)...**2023 Playoffs:** Did not make an appearance during the 2023 postseason.

CAREER

2021-22 SEASON: Completed his 10th season in the NHL and tallied eight points on four goals and four assists in 69 games with the Chicago Blackhawks... Paced all Blackhawks skaters with 172 blocked shots and finished second on the team for hits (146)... Dished out the second-most hits for a season in his career...Recorded four points (goal, 3 assists) in eight games from January 1-15...Scored two goals in three games from March 28-April 1...Scored his fourth goal of the season April 14 vs. San Jose to reach the mark for the second time in his career (also: 5 goals in 2016-17 with NY Islanders)... **2020-21:** Registered a goal and 10 points in 44 games with Chicago...Ranked third on the Blackhawks for hits (99) and blocked shots (85)...Posted a three-game assist streak (3 assists) February 25-28...Missed the final nine games of the regular season due to a hip injury...**2019-20:** Recorded a goal and six points in 29 games during his first season with Chicago...Finished third among Blackhawks blueliners for hits (93)... Logged 19:55 of ice time per game, marking his third-highest single-season mark and highest since 2015-16 with NY Islanders (20:38)...Recorded an assist for his first point with Chicago October 18 vs. CBJ... Suffered a shoulder injury at VGK December 10 and underwent surgery, missing the final 39 games of the regular season...**2020 Playoffs:** Skated in nine playoff contests, earning an assist in Game 2 of a First Round series at Vegas...**2018-19:** Posted a goal and 14 points in 74 games during his first campaign with Carolina... Set career highs for hits (187) and takeaways (59)... Made his Carolina debut October 4 vs. NYI and recorded his first point with the Hurricanes (assist) October 7 vs. NYR...Scored first Hurricanes goal November 8 at Chicago...**2019 Playoffs:** Notched a goal in 12 playoff contests...Made his Hurricanes postseason debut in Game 4 of a 1st Rd. series vs. WSH...Scored a goal in Game 3 of the Eastern Conference Final vs. BOS...**2017-18:** Completed his sixth NHL season with the NY Islanders...Played in 33 games, registering a goal and 12 points...Sustained a shoulder injury in December that forced him to miss the remainder of the season...**2016-17:** Established career highs in goals (5), assists (20) and points (25) playing an 82-game season with the NY Islanders... Ranked second among Islanders defensemen for assists and points...Was one of three Islanders to play in all 82 games, becoming the first Isles blueliner since Thomas Hickey in 2013-14 to play all 82 games... Didn't miss a game during the regular season for the first and only time in his career...Ranked fourth in the NHL for blocked shots (190) and recorded the second-most blocked for his career...Got in his first career NHL fight (Ryan Callahan) November 1 vs. TBL...**2015-16:** Tallied two goals and 16 points in 72 games with the NY Islanders...Ranked fourth on the Islanders for average time on ice (20:37)... Led the Islanders and set a career high for blocked shots (198)...Finished fourth in the NHL for blocked shots...Recorded a team season-high nine blocked shots and logged a season-high for ice time (28:33) March 31 vs. CBJ...**2016 Playoffs:** Notched two assists in 11 Stanley Cup Playoffs contests...Ranked tied for third among New York defensemen for assists...

Grabbed an assist in Game 1 of a Second Rd. series vs. TBL...**2014-15:** Recorded a goal and 12 points in 65 games with the NY Islanders...Suffered an upper-body injury in the preseason and missed the first three regular season games, making his season debut October 16 vs. SJS...Scored his first career shorthanded goal December 29 vs. WSH...New York went 11-1-0 when he earned a point...**2015 Playoffs:** Skated in five Stanley Cup Playoff contests, notching an assist...Made his Stanley Cup Playoffs debut in Game 1 of a 1st Rd. series at Washington...Recorded his first career playoff point with an assist in Game 2 of a 1st Rd. series at Washington...**2013-14:** Scored three goals and tallied 16 points in 51 games as a rookie with the NY Islanders...Finished fourth on the Islanders for average time on ice (21:01)...Started the season with AHL Bridgeport, recording a goal and three points in 17 games before making his NHL season debut November 30 vs. WSH...Recorded his first career NHL points with two assists January 6 vs. DAL...Scored his first career NHL goal January 7 at Toronto...Logged a career-high for ice time (30:28) at TBL March 27...Established a career high for average time on ice (21:01)...**2012-13:** Recorded two assists in three games with AHL Bridgeport before suffering a shoulder injury October 20 at Wilkes-Barre/Scranton that required season-ending surgery...**2011-12:** Made his NHL debut with the NY Islanders December 15 vs. DAL...Spent the majority of his first pro season with AHL Bridgeport, where he notched two goals and 16 points in 56 games...Made his professional debut October 8 vs. Portland...Recorded his first AHL assist October 9 at Albany...Scored his first AHL goal November 12 at Springfield...Recalled from Bridgeport on an emergency basis December 15, marking his first NHL call-up...Named to the 2012 AHL All-Star Classic Eastern Conference team but was unable to participate due to injury...Tallied two assists in three Calder Cup Playoff games, tying for second on the team in points...**2010-11:** Skated in 55 games as captain with Oshawa of the Ontario Hockey League...Led all Oshawa defensemen in goals (6), assists (42) and points (48) and tied for second on the team for assists...Led the Generals for power-play assists (29)...Appeared in 10 playoff games and posted 12 points (goal, 11 assists)...Led the Generals for playoff assists...**2008-10:** Limited to 34 games with Oshawa (OHL) due to injury but posted 24 points (5 goals, 19 assists)...Named an alternate captain for the Generals...**2008-09:** Played 68 games with Oshawa (OHL), leading the team's defensemen and finishing second in the OHL among rookie defensemen with 63 points on eight goals and 55 assists...Selected to the 2009 OHL All-Star Classic and the Canadian Hockey League Top Prospects Game...Named Oshawa's Rookie of the Year and Top Defenseman...Posted three assists in his OHL debut September 19 at Sudbury...Drafted 12th overall by the New York Islanders in the first round of the 2009 NHL Draft...International career: Represented Canada at the 2017 IIHF World Championship, winning a silver medal...Won back-to-back silver medals with Canada at the 2010 and 2011 IIHF World Junior Championships and served as an alternate captain in 2011.

CAREER STATISTICS

		REGULAR SEASON								PLAYOFFS					
SEASON	TEAM	LEAGUE	GP	G	A	TP	+/–	PIM		GP	G	A	TP	PIM	
2008-09	OSHAWA	OHL	68	8	55	63	3	40		-	-	-	-	-	
2009-10	OSHAWA	OHL	34	5	19	24	5	14		-	-	-	-	-	
2010-11	OSHAWA	OHL	55	6	42	48	13	48		10	1	11	12	6	
2011-12	NY ISLANDERS	NHL	1	0	0	0	1	0		-	-	-	-	-	
	BRIDGEPORT	AHL	56	2	14	16	-1	24		3	0	2	2	2	
2012-13	BRIDGEPORT	AHL	3	0	2	2	1	4		-	-	-	-	-	
2013-14	NY ISLANDERS	NHL	51	3	13	16	-7	30		-	-	-	-	-	
	BRIDGEPORT	AHL	17	1	2	3	-5	8		-	-	-	-	-	
2014-15	NY ISLANDERS	NHL	65	1	11	12	3	24		5	0	1	1	2	
2015-16	NY ISLANDERS	NHL	72	2	14	16	3	20		11	0	2	2	2	
2016-17	NY ISLANDERS	NHL	82	5	20	25	15	36		-	-	-	-	-	
2017-18	NY ISLANDERS	NHL	33	1	11	12	11	8		-	-	-	-	-	
2018-19	CAROLINA	NHL	74	1	13	14	1	20		12	1	0	1	2	
2019-20	CHICAGO	NHL	29	1	5	6	10	10		9	0	1	1	0	
2020-21	CHICAGO	NHL	44	1	9	10	-16	14		-	-	-	-	-	
2021-22	CHICAGO	NHL	69	4	4	8	-21	33		-	-	-	-	-	
2022-23	CAROLINA	NHL	53	2	10	12	7	20		-	-	-	-	-	
NHL TOTALS			573	21	110	131	7	215		37	1	4	5	6	

HIGHLIGHTS

GOALS:

Game:	1 (21x, Last: 1/27/23 vs. SJS)
Season:	5 (2016-17)
Multi-Goal Games:	None
In 2022-23:	None
Hat Tricks:	None
Streak:	None
In 2022-23:	None

ASSISTS:

Game:	2 (7x, Last: 4/10/21 at CBJ)
Season:	20 (2016-17)
Streak:	3 (7x, Last: 2/11-2/16/23, 3a)
In 2022-23:	3 (2/11-2/16/23, 3a)

POINTS:

Game:	2 (7x, Last: 4/10/21 at CBJ)
Season:	25 (2016-17)
Multi-Point Games:	7
In 2022-23:	None
Streak:	5 (1/6-1/14/14, 1g, 6a)
In 2022-23:	3 (2/11-2/16/23, 3a)

SHOOTOUT STATISTICS:

Career:	0-0 (0%)
In 2022-23:	0-0 (0%)

MOST PIM IN A GAME:

10 (11/1/16 vs. TBL)

MOST SHOTS IN A GAME:

6 (11/14/16 vs. TBL)

NHL FIRSTS

GAME: 12/15/11 vs. DAL


GOAL: 1/7/14 at TOR (Bernier)

ASSIST: 1/6/14 vs. DAL

TRANSACTIONS

Signed by Tampa Bay to a one-year contract July 2, 2023... Signed by Carolina as a free agent to a one-year contract October 1, 2022...Acquired by Chicago from Carolina along with F Aleksis Saarela in exchange for G Anton Forsberg and D Gustav Forsling June 24, 2019...Signed by Carolina as a free agent to a four-year contract July 3, 2018...Re-signed to a one-year contract by the NY Islanders August 2, 2017...Re-signed to a three-year contract by the NY Islanders July 15, 2014...Signed a three-year contract with the NY Islanders May 2, 2010... Selected by the New York Islanders in the 1st Rd. (12th overall) at the 2009 NHL Draft on June 26, 2009.





EYSSIMONT
VS. THE NHL

	GP	G	A	P
ANA	2	0	0	0
ARI	1	0	0	0
BOS	1	0	0	0
BUF	2	0	0	0
CAR	3	2	2	4
CHI	4	0	1	1
COL	1	0	0	0
CBJ	2	0	0	0
DAL	2	0	0	0
DET	2	1	0	1
EDM	1	0	0	0
FLA	2	0	0	0
LAK	1	0	0	0
MIN	2	0	1	1
MTL	4	0	0	0
NSH	2	0	1	1
NJD	3	0	2	2
NYI	1	0	0	0
OTT	2	0	1	1
PHI	1	0	0	0
PIT	3	1	0	1
SEA	2	1	0	1
STL	1	0	1	1
TBL	1	0	0	0
TOR	1	0	0	0
VAN	1	0	0	0
VGK	3	0	0	0
WSH	3	0	1	1
WPG	1	0	0	0

23 MICHAEL
EYSSIMONT

POSITION	Center	BORN	September 9, 1996 (Littleton, Colorado)
HEIGHT	6-0	ACQUIRED	From San Jose in exchange for F Vladislav Namestnikov on March 1, 2023
WEIGHT	201	SEASON	NHL – 3rd, Lightning – 2nd
SHOOTS	Left		

2022-2023 SEASON

Began the season with the Winnipeg Jets where he played 19 games and recorded one goal and five points...Also saw action in nine games for Winnipeg's AHL affiliate Manitoba Moose...Registered two goals and nine points in nine AHL games...Was placed on waivers by the Jets on January 5 and claimed by the San Jose Sharks on January 6...Skated in 20 games for the Sharks, registering three goals and eight points...On March 1, he was traded to the Tampa Bay Lightning in exchange for forward Vladislav Namestnikov...Finished the season with the Lightning where he posted one goal and one assist in 15 games...**2023 Playoffs:** Skated in three playoff games for the Bolts and notched a goal and an assist...His goal in game five of round one was crucial in helping the Bolts force a game six at home.

CAREER

2021-22 SEASON: Appeared in 58 AHL games with the Manitoba Moose, leading the team in scoring with 42 points...Ranked second on the team in goals (18) and assists (24)...Recorded seven multi-point games in the second half of the season and five points over his last two games...Skated in one game at the end of the season for the Winnipeg Jets and registered one shot on goal in 5:49 time on ice...Also saw action in five playoff games, scoring one goal...**2020-21:** Skated in 40 games with the Ontario Reign of the AHL and posted nine goals and 17 points... One of three players to skate in all 40 of Ontario's games (season shortened due to COVID-19)...Ranked T-4th in goals and T-8th for scoring...Led the Reign in shots on goal with 135...Played in one playoff game where he recorded a goal and assist...**2019-20:** Skated in 56 games with Ontario and notched 12 goals and 28 points...Led all Reign skaters with 145 shots on goal... Ranked 2nd for penalty minutes with 70... Scored three power-play goals to rank T-5th among Reign skaters...**2018-19:** Skated in 68 games for the Ontario Reign as an AHL rookie and posted 10 goals and 20 points... Led Reign rookies for shots on goal (115)... Ranked T-3rd for goals and T-4th in scoring among Reign rookies...**2017-18:** Skated in his

junior season at St. Cloud State University and registered 17 goals and 39 points in 39 games...Reported to the Ontario Reign of the American Hockey League following the completion of his collegiate season...Saw action in three games and recorded one assist...**2016-17:** Honored on the All-NCHC Academic team for the second-straight season...Led the Huskies with 14 goals and 30 points and tied for second on the team with 16 assists in 36 games played...Tied a career high with 14 goals...Notched eight multi-point efforts...Paced the Huskies with six goals and 15 points on the power play... Tied for the team lead with three game-winning goals...chartered a team high 132 shots on goal...**2015-16:** Played in 40 games as a freshman and scored 14 goals and 19 assists...Named the MVP at the 2016 North Star Cup and MVP at the 2016 NCHC Frozen Face-off...Named to 2016 All-NCHC Academic team...Selected to the 2016 NCHC Frozen Face-off All-Tournament team. **INTERNATIONAL CAREER:** Following the 2022-23 season, Eyssimont was selected to represent the United States in the IIHF Men's World Championship...Played in nine games and recorded one goal, two assists and 29 penalty minutes.

CAREER STATISTICS

		REGULAR SEASON								PLAYOFFS					
SEASON	TEAM	LEAGUE	GP	G	A	TP	+/–	PIM		GP	G	A	TP	PIM	
2015-16	ST. CLOUD	NCAA	40	14	19	33	14	20		-	-	-	-	-	
2016-17	ST. CLOUD	NCAA	36	14	16	30	-8	20		-	-	-	-	-	
2017-18	ST. CLOUD	NCAA	39	17	22	39	12	30		-	-	-	-	-	
	ONTARIO	AHL	3	0	1	1	1	0		-	-	-	-	-	
2018-19	ONTARIO	AHL	63	10	10	20	-11	47		-	-	-	-	-	
2019-20	ONTARIO	AHL	56	12	16	28	0	70		-	-	-	-	-	
2020-21	ONTARIO	AHL	40	9	8	17	-7	49		23	0	3	3	18	
2021-22	WINNIPEG	NHL	1	0	0	0	0	0		-	-	-	-	-	
	MANITOBA	AHL	58	18	24	42	15	90		5	1	0	1	4	
2022-23	WINNIPEG	NHL	19	1	4	5	5	7		-	-	-	-	-	
	MANITOBA	AHL	9	2	7	9	8	27		-	-	-	-	-	
	SAN JOSE	NHL	20	3	5	8	1	34		-	-	-	-	-	
	TAMPA BAY	NHL	15	1	1	2	-3	22		3	1	1	2	0	
NHL TOTALS			55	5	10	15	3	63		3	1	1	2	0	

HIGHLIGHTS

GOALS:

Game:	1 (5x, Last: 4/13/23 vs. DET)
Season:	5 (2022-23)
Multi-Goal Games:	None
In 2022-23:	None
Hat Tricks:	None
Streak:	2 (1/27-1/28/23, 2g)
In 2022-23:	2 (1/27-1/28/23, 2g)

ASSISTS:

Game:	2 (2x, Last: 1/27/23 at CAR)
Season:	15 (2022-23)
Streak:	None
In 2022-23:	None

POINTS:

Game:	3 (1/27/23 at CAR)
Season:	15 (2022-23)
Multi-Point Games:	2
In 2022-23:	2
Streak:	2 (3x, Last: 2/20-2/23/23, 1g, 1a)
In 2022-23:	2 (3x, Last: 2/20-2/23/23, 1g, 1a)

SHOOTOUT STATISTICS:

Career:	0-0 (0%)
In 2022-23:	0-0 (0%)

MOST PIM IN A GAME:

14 (3/9/23 vs. VGK)

MOST SHOTS IN A GAME:

8 (1/28/23 at PIT)

NHL AND LIGHTNING FIRSTS

GAME: NHL – 4/11/22 at MTL
Lightning – 3/4/23 at BUF

GOAL: NHL – 11/21/22 vs. CAR (Kochetkov)
Lightning – 4/13/23 vs. DET (Husso)

ASSIST: NHL – 11/23/22 at MIN
Lightning – 4/8/23 at OTT

TRANSACTIONS

Signed a 2-year contract with the Lightning on 5/5/23... Traded by San Jose to Tampa Bay in exchange for forward Vladislav Namestnikov on 3/1/23...Claimed off waivers by San Jose on 1/6/23...Signed a 2-year contract with Winnipeg on 7/28/21...Signed a 1-year contract extension with Los Angeles on 10/5/20...Signed a 2-year, entry-level contract with Los Angeles on 3/29/18.





FLEURY
VS. THE NHL

	GP	G	A	P
ANA	6	1	0	1
ARI	7	0	1	1
BOS	6	0	0	0
BUF	8	0	1	1
CGY	5	0	0	0
CHI	7	0	0	0
COL	3	0	1	1
CBJ	17	0	1	1
DAL	11	1	0	1
DET	13	0	2	2
EDM	7	0	1	1
FLA	13	0	2	2
LAK	10	1	1	2
MIN	5	2	0	2
MTL	8	1	0	1
NSH	9	0	0	0
NJD	8	0	1	1
NYI	8	0	1	1
NYR	8	0	0	0
OTT	7	1	1	2
PHI	10	0	0	0
PIT	8	0	2	2
SJS	4	0	0	0
SEA	2	0	0	0
STL	6	1	0	1
TBL	12	0	1	1
TOR	7	0	3	3
VAN	5	0	0	0
VGK	9	1	1	2
WSH	8	0	2	2
WPG	4	0	1	1

7 HAYDN
FLEURY

POSITION	Defense	BORN	July 8, 1996 (Carlyle, Saskatchewan)
HEIGHT	6-4	ACQUIRED	Signed as a free agent on July 13, 2022
WEIGHT	207	SEASON	NHL – 7th, Lightning – 2nd
SHOOTS	Left		

2022-2023 SEASON

Skated in 29 games during his first season with Tampa Bay and produced one assist...Made his Lightning debut October 11 at NY Rangers...Tallied his lone point (assist) of the season October 14 at Columbus...Skated a season-high 19:23 TOI March 5 at Carolina...Ranked tied for fifth for most penalties drawn (7) among Tampa Bay defensemen...Ranked fourth among Lightning blueliners who finished the season with the team for hits per 60 minutes (4.85) and second for blocked shots per 60 minutes (4.85)...**2023 Playoffs:** Skated in one playoff contest, that coming in Game 2 of a First Round series vs. Toronto, and registered one shot and five hits in 15:41 time on ice.

CAREER

2021-22 SEASON: Skated in 36 games for the expansion Seattle Kraken and recorded 2 goals and 4 points...Ranked tied for fifth among Kraken defensemen for goals and eighth for scoring...Ranked sixth on Seattle for blocked shots (62) and second for blocked shots per 60 minutes (6.34)...Recorded 13 penalty minutes, second most of his career...Netted the first game-winning goal of his NHL career Oct. 28 vs. Minnesota, part of a two-goal game...**2020-21:** Began the season with Carolina and recorded a goal in 35 games...Traded to Anaheim in exchange for D Jani Hakanpaa and a 6th Rd. pick in the 2022 NHL Draft on April 12...Skated in 12 games with the Ducks and notched 2 goals and 3 points...Recorded his first point (assist) with the Ducks April 28 at Los Angeles... Scored his first goal with Anaheim April 30 vs. Los Angeles...**2019-20:** Registered 4 goals and 14 points in 45 games with Carolina...Established career highs for goals, assists (10) and points...Scored his first career NHL goal Oct. 18 at Anaheim...Played in his 100th career NHL game Nov. 14 at Buffalo...Earned 2 assists and logged a season-high 21:24 ice time March 8 at Pittsburgh...**2020 Playoffs:** Scored 2 goals in 8 playoff games...Ranked tied for the Hurricanes lead for blocked shots (19)...Scored first career NHL playoff goal and played a playoff career-high 20:32 in Game of a 1st Rd. series at Boston...Scored a goal in Game 5 of a 1st Rd. series at Boston...**2018-19:** Skated in 20 NHL games with Carolina, posting one assist...Missed 12 games due to injury...Registered 10 points (2g, 8a) in 28 AHL games with Charlotte...Made season debut Oct. 9 vs. Vancouver...Assigned to Charlotte Oct. 17...Recalled from Charlotte Oct. 31...Logged a season-high 15:47 of ice time vs. CHI (11/12)...Reassigned to Charlotte Jan. 4...Recalled from Charlotte April 1...**2019 Playoffs:** Made his NHL playoff debut in Game 1 of a 1st Rd. series at Washington...Skated in a playoff career-high 15:37 of ice time in Game 2 of the Eastern Conference Final at BOS...Earned six points (2g, 4a) in 11 AHL playoff games as he helped the Charlotte Checkers capture the first Calder Cup in franchise history...Scored a goal in his first game of the 2019 AHL postseason in Game 1 of the Eastern Conference Finals vs. Toronto...Scored a goal in Game 5 at Toronto...Earned an assist on Morgan Geekie's series-clinching goal in double overtime of Game 6 vs. Toronto...Earned an assist in Game 2 of the Calder Cup Finals vs. Chicago (6/2), extending his point streak to four games (5/24-6/2: 1g, 3a)...**2017-18:** Completed his first NHL season with Carolina...Registered eight assists in 67 games...Ranked seventh in the NHL among rookie defensemen in games played and shots (86)...Was one of six skaters to make his NHL debut with Carolina that season... Played in his first NHL game Oct. 7 vs. Minnesota...Recorded his first NHL point with two assists and earned a career-best +4 rating Oct. 26 at Toronto...Registered a career-high 21:59 of ice time Nov. 28 at Columbus...Assigned to Charlotte (AHL) and played in one game at Hartford Jan. 27...Recalled to Carolina Jan. 28...Re-assigned to Charlotte (AHL) at the conclusion of Carolina's season April 7 and earned two points (1g, 1a) in two games...

Recorded four points (2g, 2a) in eight AHL playoff games... Led Charlotte defensemen in playoff goals and ranked tied for first in points... Led the team in penalty minutes (14) during the postseason...**2016-17:** Led AHL Charlotte defensemen with seven goals and ranked second among team blueliners with 26 points during his first full professional season...Tied a team record with a plus-16 rating, ranking second among AHL rookie defensemen... Was tied for second on the team in power-play goals (4) and third in shots on goal (144)...Earned his first AHL /professional assist with his first point of the season vs. Grand Rapids Oct. 28...Picked up the first multi-point game of his career with a goal and assist vs. Chicago Nov. 22... Notched the first multi-goal game of his career with two tallies, including the eventual game winner, vs. Manitoba Dec. 13...Made his Calder Cup playoff debut during Charlotte's five-game series loss against Chicago...**2015-16:** Led Red Deer defensemen in assists (29) and ranked second in goals (12) and points (41) during his final season of junior hockey in 2015-16...Led Red Deer defensemen in goals (4) and points (9) during the 2016 postseason...Named to Canadian Hockey League's 2016 Memorial Cup All-Star Team after finishing the tournament ranked second among all defensemen with five points (1g, 4a) for host Red Deer...**2014-15:** Was second among Red Deer defensemen in scoring with 28 points (6g, 22a) in 63 games in 2014-15...Tallied two points (1g, 1a) during the 2015 WHL playoffs, both of which came in Game 4 (4/2) of Red Deer's opening-round series loss to Medicine Hat... Joined Charlotte for the conclusion of the AHL season, and scored his first professional goal in his AHL debut vs. Rockford (4/12/15)...**2013-14:** Led Red Deer defensemen with 46 points (8g, 38a) in 70 games in 2013-14, while registering a team leading plus-15 rating...Set single-game career highs with three assists at Moose Jaw (10/4/13) and at Lethbridge (11/9/13)...**2012-13:** Played his first full WHL season in 2012-13, ranking third among Red Deer defensemen in scoring with 19 points (4g, 15a) in 66 games...Netted his first WHL goal at Swift Current (10/9/12)...Earned his first WHL assist at Calgary (10/13/12)... Had two assists in nine 2013 WHL playoff games for Red Deer, as the Rebels beat Prince Albert in five games before falling to Calgary...**2011-12:** Selected by Red Deer in the second round (43rd overall) of the 2011 WHL Bantam Draft...Began his WHL career with Red Deer in 2011-12, playing four games with the Rebels...Made his WHL debut vs. Prince Albert (12/11/11)...Spent most of the 2011-12 season with Notre Dame in the Saskatchewan Midget Hockey League, notching 21 points (6g, 15a) in 39 games for the Argos...Also played for Team Saskatchewan in the 2011 Western Canada U16 Challenge Cup...**International Career:** Had three points (1g, 2a) in five games for Western Canada at the 2013 World U-17 Challenge...Won a gold medal with Canada at the 2013 U-18 Ivan Hlinka Memorial Tournament...Was named Best Defenseman at the 2014 Under-18 World Championship, helping Canada capture bronze...Earned one assist in five games for Canada at the 2016 World Junior Championship.

CAREER STATISTICS

		REGULAR SEASON								PLAYOFFS					
SEASON	TEAM	LEAGUE	GP	G	A	TP	+/–	PIM		GP	G	A	TP	PIM	
2011-12	RED DEER	WHL	4	0	0	0	1	0		-	-	-	-	-	
2012-13	RED DEER	WHL	66	4	15	19	4	21		9	0	2	2	4	
2013-14	RED DEER	WHL	70	8	38	46	15	46		-	-	-	-	-	
2014-15	RED DEER	WHL	63	6	22	28	4	63		5	1	1	2	2	
	CHARLOTTE	AHL	1	1	0	1	-1	0		-	-	-	-	-	
2015-16	RED DEER	WHL	56	12	29	41	18	50		17	4	5	9	20	
2016-17	CHARLOTTE	AHL	69	7	19	26	16	8		5	0	0	0	0	
2017-18	CAROLINA	NHL	67	0	8	8	-2	14		-	-	-	-	-	
	CHARLOTTE	AHL	3	1	1	2	3	0		8	2	2	4	14	
2018-19	CAROLINA	NHL	20	0	1	1	4	2		9	0	0	0	2	
	CHARLOTTE	AHL	28	2	8	10	0	32		11	2	4	6	8	
2019-20	CAROLINA	NHL	45	4	10	14	-2	8		8	2	0	2	6	
2020-21	CAROLINA	NHL	35	1	0	1	-6	6		-	-	-	-	-	
	ANAHEIM	NHL	12	2	1	3	-6	2		-	-	-	-	-	
2021-22	SEATTLE	NHL	36	2	2	4	0	13		-	-	-	-	-	
2022-23	TAMPA BAY	NHL	29	0	1	1	-10	14		1	0	0	0	0	
NHL TOTALS			244	9	23	32	-22	59		18	2	0	2	8	

HIGHLIGHTS

GOALS:

Game:	2 (10/28/21 vs. MIN)
Season:	4 (2019-20)
Multi-Goal Games:	1
In 2022-23:	None
Hat Tricks:	None
Streak:	None
In 2022-23:	None

ASSISTS:

Game:	2 (3x, Last: 3/8/20 at PIT)
Season:	10 (2019-20)
Streak:	2 (2x, Last: 3/7-3/8/20, 3a)
In 2022-23:	None

POINTS:

Game:	2 (4x, Last: 10/28/21 vs. MIN)
Season:	14 (2019-20)
Multi-Point Games:	4
In 2022-23:	None
Streak:	2 (4x, Last: 4/28-4/30/21, 1g, 1a)
In 2022-23:	None

SHOOTOUT STATISTICS:

Career:	0-0 (0%)
In 2022-23:	0-0 (0%)

MOST PIM IN A GAME:

12 (3/9/23 vs. VGK)

MOST SHOTS IN A GAME:

6 (10/28/21 vs. MIN)

NHL AND LIGHTNING FIRSTS

GAME: NHL – 10/7/17 vs. MIN
Lightning – 10/11/22 at NYR


GOAL: NHL – 10/18/19 at ANA (Miller)
Lightning – None

ASSIST: NHL – 10/26/17 at TOR
Lightning – 10/14/22 at CBJ

TRANSACTIONS

Signed to a 2-year contract by Tampa Bay July 13, 2022... Selected by Seattle in the 2021 Expansion Draft...Acquired by Anaheim in exchange for D Jani Hakanpaa and a 6th Rd. pick in the 2022 NHL Draft on April 12, 2020...Re-signed to a 2-year contract by Carolina Oct. 27, 2020...Re-signed to a 1-year contract by Carolina July 16, 2019...Signed a 3-year, entry-level contract with Carolina Aug. 7, 2014...Selected by Carolina Hurricanes in the 1st Rd. (7th overall) at the 2014 NHL Draft on June 27, 2014.





GLENDENING
VS. THE NHL

	GP	G	A	P
ANA	19	1	3	4
ARI	18	4	0	4
BOS	27	4	0	4
BUF	28	3	4	7
CGY	18	2	0	2
CAR	28	0	5	5
CHI	26	3	4	7
COL	20	1	3	4
CBJ	32	2	2	4
DAL	20	3	3	6
DET	4	0	1	1
EDM	18	4	1	5
FLA	35	4	3	7
LAK	19	1	2	3
MIN	21	0	2	2
MTL	30	4	5	9
NSH	26	6	7	13
NJD	21	1	2	3
NYI	24	3	2	5
NYR	22	1	2	3
OTT	27	1	5	6
PHI	23	3	3	6
PIT	21	3	2	5
SJS	19	1	5	6
SEA	4	0	0	0
STL	18	1	3	4
TBL	37	3	4	7
TOR	31	2	3	5
VAN	19	1	1	2
VGK	9	3	0	3
WSH	22	2	2	4
WPG	20	2	0	2

11 LUKE
GLENDENING

POSITION	Center	BORN	April 28, 1989 (Grand Rapids, Michigan)
HEIGHT	5-10	ACQUIRED	Signed as a free agent to a two-year contract on July 1, 2023
WEIGHT	190	SEASON	NHL - 11th, Lightning - 1st
SHOOTS	Right		

2022-2023 SEASON

Skated in 70 games for Dallas and recorded three goals and six points...Ranked 2nd on the Stars for faceoff win percentage (59.1)...Led Dallas forwards for average penalty kill time on ice (2:17)...Ranked third among Stars forwards for hits (114) and blocked shots (60)...Logged a career-high 50 penalty minutes to rank 4th on the team and 3rd among forwards...**2023 Playoffs:** Saw action in 17 playoff games for Dallas and posted two goals and three points...Ranked T-5th among Stars forwards for hits (29)...Ranked second on the Stars for blocked shots with 14.

CAREER

2021-22 SEASON: One of four Stars players to appear in all 82 games...Scored nine goals to rank 8th among Stars forwards and his 16 points ranked T-10th...Paced Stars forwards with 179 hits, the second most he's had in his career...Posted a career-long, three-game point streak from November 13 to November 18, recording one goal and three assists...Led the Stars in faceoff win percentage (58.7%)...Became one of three NHL skaters to score at least one GWG in each season since 2017-18 and have fewer than 25 points...Skated in his 600th game February 13 vs. Colorado...**2022 Playoffs:** Appeared in six playoff games for the Stars and won 16 of the 23 faceoffs he took...Dished out a postseason career-high 13 hits...**2020-21:** Skated in 54 games for the Red Wings and posted six goals and 15 points...Ranked 8th on the team for assists and points...Paced the Red Wings in the plus/minus category with a +3 rating...Led the team in average penalty kill time on ice (2:25)...**2019-20:** Saw action in 60 games with the Red Wings and recorded six goals and nine points...Paced Detroit with 147 hits...Led Red Wings forwards with 68 blocked shots and an average of 2:53 penalty kill time on ice...**2018-19:** One of two Red Wings players to skate in 78 or more games...Played in 78 games and recorded 10 goals and a career-high 23 points...His 13 assists were also enough to set a new career high...Led the Red Wings with 198 hits, also good for a career high...Led the team and registered a career high with 102 blocked shots...**2017-18:** Posted his second-highest career point total (19) and established a career-low in penalty minutes (17) while appearing in 69 games for Detroit...Led the Red Wings and tied for fifth in the NHL with a 58.0 faceoff percentage...Ranked among the team's leaders with 10 goals (T-9th), two shorthanded goals (T-1st), three shorthanded points (T-2nd), two game-winning goals (T-5th), a 12.5 shooting percentage (2nd), 137 hits (2nd) and 83 blocked shots (6th)...Skated in his 300th NHL game on October 18 at Toronto...Logged his first-career multi-assist game on January 23 vs. Philadelphia...Registered his second-career multi-goal game and reached double-digit goals for the second time in his career on March 27 vs. Pittsburgh...**2016-17:** Skated in 74 games with the Red Wings and registered three goals, 14 points and 26 penalty minutes...Ranked T-10th in assists with 11 and led the team in hits (150)...His 62 blocked shots ranked 5th and his 19 takeaways ranked 9th...Established a new career best with a three-game assist streak from October 17-21...Recorded his 50th career point on October 26 vs. Carolina...**2015-16:** Bested his offensive totals from 2014-15 and contributed 21 points (8-13-21) in 81 games for Detroit...Was Detroit's top faceoff winner (54.6%) and ranked second in hits (143) and tied for fourth in blocked shots (71)...Tied for fourth on the team with three game-winning goals...Reached 200 NHL games on February 29 at Dallas...Scored in back-

to-back games for the first time in his career from March 17-19...Picked up one assist in five postseason games...Selected to represent his country for the first time at the 2016 IIHF World Championship in Russia...**2014-15:** Was one of five Red Wings to skate in all 82 regular-season games...More than doubled his rookie-season offensive totals with 18 points, including 12 goals after just one in 2013-14...Averaged the most shorthanded ice time of any NHL forward, and ranked second in the league in that category...Finished among Detroit's leaders with 12 goals (8th), a plus-five rating (T-7th), 34 penalty minutes (7th), 104 shots (8th), a 11.5 shooting percentage (5th), 147 hits (2nd), 73 blocked shots (5th), 26 takeaways (5th) and a 51.9 faceoff percentage (3rd)...Skated in his 100th NHL game on 1/15 at St. Louis...Notched his first NHL two-goal game, including his first-ever game-winning goal, on January 27 at Florida...Tied for fourth on the team in the postseason with three points (2-1-3) in seven first-round games...**2013-14:** Skated in 56 games for Detroit as a rookie...Contributed one goal, seven points and 22 penalty minutes...Finished fourth on the Red Wings with 92 hits and was second among forwards with 38 blocked shots...Made his NHL debut on October 12 vs. Philadelphia...Recorded his first NHL point with an assist on December 17 vs. Anaheim...Tallied assists in back-to-back games for the first time from January 9-11...Scored his first NHL goal on April 5 at Montreal against Carey Price...Appeared in all five of Detroit's postseason games, scoring a goal and averaging 14:11 time on ice...Also had five goals and 12 points in 18 games with the Grand Rapids Griffins...**2012-13:** Won the AHL's Calder Cup with the Grand Rapids Griffins, notching eight goals and 26 points in 50 regular-season games and six goals and 16 points in 24 postseason games...Started the season with ECHL Toledo, tallying 14 goals and 21 points in 27 games and earning a selection to the ECHL All-Star Game...Became the first-ever Greater Grand Rapids native to play for the Griffins and scored his first goal on his first shot during his first game on December 19 vs. Rochester...Shared the AHL postseason rookie scoring title with teammate Riley Sheahan and tied for sixth overall in playoff scoring...**2011-12:** Recorded 10 goals and 21 points in 41 games with the CCHAs Michigan Wolverines as a senior...Became the eighth player to ever captain Michigan in back-to-back seasons...Named the CCHA Best Defensive Forward...Registered his first collegiate hat trick on October 13 vs. St. Lawrence...Signed a tryout with AHL Providence and made his professional debut on April 13 vs. Bridgeport...**2010-11:** Led Michigan to a CCHA regular-season championship and an appearance in the NCAA championship game, where it fell in overtime to Minnesota-Duluth...Recorded eight goals and 18 points in 44 games...Named MVP at the Great Lakes Invitational after scoring three goals during the tournament.

CAREER STATISTICS

		REGULAR SEASON							PLAYOFFS				
SEASON	TEAM	LEAGUE	GP	G	A	TP	+/-	PIM	GP	G	A	TP	PIM
2008-09	MICHIGAN	NCAA	35	6	4	10	11	33	-	-	-	-	-
2009-10	MICHIGAN	NCAA	45	7	14	21	13	39	-	-	-	-	-
2010-11	MICHIGAN	NCAA	44	8	10	18	15	26	-	-	-	-	-
2011-12	MICHIGAN	NCAA	41	10	11	21	18	24	-	-	-	-	-
2012-13	PROVIDENCE	AHL	3	0	0	0	0	0	-	-	-	-	-
	GRAND RAPIDS	AHL	51	8	18	26	12	50	24	6	10	16	30
2013-14	TOLEDO	ECHL	27	14	7	21	13	27	-	-	-	-	-
	DETROIT	NHL	56	1	6	7	-8	22	5	1	0	1	0
2014-15	GRAND RAPIDS	AHL	18	5	7	12	8	18	-	-	-	-	-
	DETROIT	NHL	82	12	6	18	5	34	7	2	1	3	8
2015-16	DETROIT	NHL	81	8	13	21	4	46	5	0	1	1	0
2016-17	DETROIT	NHL	74	3	11	14	-10	26	-	-	-	-	-
2017-18	DETROIT	NHL	69	11	8	19	-14	27	-	-	-	-	-
2018-19	DETROIT	NHL	78	10	13	23	2	15	-	-	-	-	-
2019-20	USA	WC	8	0	2	2	3	0	-	-	-	-	-
	DETROIT	NHL	60	6	3	9	-29	14	-	-	-	-	-
2020-21	DETROIT	NHL	54	6	9	15	3	20	-	-	-	-	-
2021-22	DALLAS	NHL	82	9	7	16	-17	15	6	0	0	0	2
2022-23	DALLAS	NHL	70	3	3	6	-9	50	17	2	1	3	2
NHL TOTALS			706	69	79	148	-73	259	40	5	3	8	12

HIGHLIGHTS

GOALS:

Game:	2 (4x, Last: 4/19/21 at DAL)
Season:	12 (2x, Last: 2014-15)
Multi-Goal Games:	4
In 2022-23:	None
Hat Tricks:	None
Streak:	2 (3x, Last: 11/15-11/17/17, 2g)
In 2022-23:	None

ASSISTS:

Game:	2 (4x, Last: 11/17/22 at FLA)
Season:	13 (2x, Last: 2018-19)
Streak:	3 (2x, Last: 11/13-11/18/21, 3a)
In 2022-23:	None

POINTS:

Game:	3 (2/13/21 at NSH)
Season:	23 (2018-19)
Multi-Point Games:	14
In 2022-23:	1
Streak:	3 (2x, Last: 11/13-11/18/21, 1g, 3a)
In 2022-23:	None

SHOOTOUT STATISTICS:

Career:	0-0 (0%)
In 2022-23:	0-0 (0%)

MOST PIM IN A GAME:

27 (11/26/22 at COL)

MOST SHOTS IN A GAME:

6 (2x, Last: 4/16/22 vs. SJS)

NHL FIRSTS

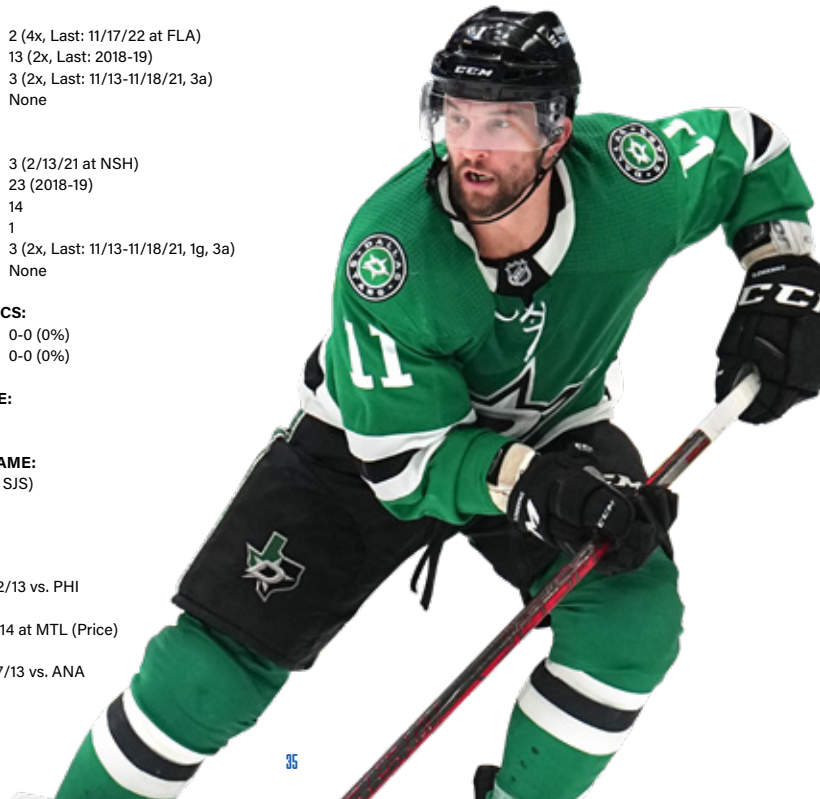
GAME: NHL - 10/12/13 vs. PHI

GOAL: NHL - 4/5/14 at MTL (Price)

ASSIST: NHL - 12/17/13 vs. ANA

TRANSACTIONS

Signed as a free agent to a two-year contract with the Lightning on 7/1/23...Signed a two-year contract with the Dallas Stars on July 28, 2021...Re-signed to a four-year deal with the Red Wings on July 14, 2016...Re-signed with Detroit to a three-year contract on April 5, 2014...Signed a one-year, entry-level contract with the Detroit Red Wings on July 18, 2013.





HAGEL
VS. THE NHL

	GP	G	A	P
ANA	5	3	2	5
ARI	2	1	0	1
BOS	8	5	0	5
BUF	5	3	4	7
CGY	4	1	1	2
CAR	15	2	1	3
CHI	3	3	1	4
COL	6	3	2	5
CBJ	14	4	2	6
DAL	13	2	6	8
DET	16	2	7	9
EDM	5	3	1	4
FLA	13	3	7	10
LAK	2	1	0	1
MIN	5	0	3	3
MTL	7	6	2	8
NSH	13	3	3	6
NJD	5	4	3	7
NYI	6	3	1	4
NYR	6	1	2	3
OTT	5	3	1	4
PHI	4	0	1	1
PIT	4	0	1	1
SJS	4	0	2	2
SEA	3	2	2	4
STL	6	2	2	4
TBL	7	1	2	3
TOR	7	0	2	2
VAN	5	2	2	4
VGK	2	0	0	0
WSH	6	0	3	3
WPG	5	1	2	3

38 BRANDON
HAGEL

POSITION	Left Wing	BORN	August 27, 1998 (Saskatoon, Saskatchewan)
HEIGHT	6-2	ACQUIRED	From Chicago along with a 2022 4th Rd. pick in exchange for F Taylor Raddysh, F Boris Katchouk, a 2023 1st Rd. pick and a 2024 1st Rd. pick on March 18, 2022
WEIGHT	183		
SHOOTS	Left	SEASON	NHL – 5th, Lightning – 3rd

2022-2023 SEASON

Skated in his first full season with the Lightning and played in 81 games, recording 30 goals and 64 points...Set career highs for goals, assists (34), points, plus/minus (23), PIMs (54), power-play goals (7), shots (178), average time on ice (18:39), blocked shots (58), hits (68) and takeaways (92)...Led the Lightning and ranked second in the NHL for takeaways...Ranked tied for third on the Bolts for goals, tied for fourth for scoring and seventh for assists...Ranked fourth on Tampa Bay for power-play goals and sixth for power-play scoring (13 pts.)...Went on a career-long six-game point streak (3-5—8 pts.) from January 10-19, 2023...Netted his second career hat trick in his 200th career NHL game March 18 vs. Montreal...**2023 Playoffs:** Played in all six playoff games and recorded a goal and five points...Ranked second on the Lightning for assists (4) and tied for third for scoring...Averaged 21:01 time on ice, ranking first among Bolts forwards and fourth overall on Tampa Bay...Ranked tied for third on the Lightning for takeaways (6)...Notched a goal and assist in Game 3 of the First Round vs. Toronto for his second career playoff multi-point game.

CAREER

2021-22 SEASON: Recorded 25 goals and 44 points in 77 games between Chicago and Tampa Bay...Notched career highs for games, goals, assists (19), points, penalty minutes (31), power-play goals (4), shorthanded goals (1), game-winning goals (3) and shots (125)...Began the season in Chicago and recorded 21 goals and 37 points in 55 games...Notched his first career hat trick in his 100th career NHL game Feb. 25 vs. New Jersey...Traded to Tampa Bay along with a 2022 4th Rd. pick on March 18, 2022 in exchange for forwards Taylor Raddysh and Boris Katchouk and 1st Rd. picks in the 2023 and 2024 NHL Drafts...Made his Tampa Bay debut March 19 vs. NY Rangers...Played 22 games with the Lightning, notching 4 goals and 7 assists...Netted his first goal as a member of the Lightning March 24 at Boston...**2022 Playoffs:** Skated in all 23 playoff games and recorded 2 goals and 6 points...Made his NHL playoffs debut Game 1 of 1st Rd. at Toronto...Scored his first career playoff goal Game 2 of 1st Rd. at Toronto...Tallied an assist in his first Stanley Cup Final contest Game 1 at Colorado...Notched his first career playoff multi-point game with two assists in Game 4 vs. Toronto...**2020-21:** Spent the season with the Blackhawks and HC Thurgau of the Swiss League...Posted 24 points (9G, 15A) in 52 games during his rookie year with the Blackhawks...Recorded his first NHL point (assist) on Jan. 27 at NSH ... Scored his first career NHL goal on Feb. 23 at CBJ...Had a career-high tying three-game point streak (2G, 1A) from March 11-15...Notched 15 points (8G, 7A) in 14 games for HC Thurgau...**2019-20:** Appeared in one game with the Chicago Blackhawks, making his

NHL debut on March 11 vs. SJS...Also skated in 59 contests with the Rockford IceHogs of the American Hockey League, recording 31 points (19G, 12A)...His 19 goals ranked first among Rockford skaters and tied for sixth among AHL rookies...His 31 points also ranked third among IceHogs players...Scored his first professional goal Nov. 3 vs. Chicago...Recorded his first career multi-point game (1G, 1A) on Nov. 16 vs. Grand Rapids...Tallied his first multi-goal game (2G) of his career on Jan. 8 vs. Manitoba...**2018-19:** Split the season between the Red Deer Rebels of the Western Hockey League and the Rockford IceHogs of the American Hockey League...As an alternate captain with Red Deer, tallied a career-high 102 points (41G, 61A) in 66 games...Also appeared in four playoff contests, recording four goals and two assists...Made his professional hockey debut with Rockford, skating in eight games and tallying a helper...**2017-18:** Selected as an alternate captain with the Red Deer Rebels of the WHL...Recorded 59 points (18G, 41A) in 56 regular-season contests...Also skated in five postseason games, notching five markers and an assist...**2016-17:** Posted 71 points (31G, 40A) in 65 regular-season games with the Red Deer Rebels of the WHL...Also tallied seven goals and an assist in eight playoff contests...**2015-16:** Split the season between the Whitecourt Wolverines of the AJHL and the Red Deer Rebels of the WHL...With Whitecourt, notched a goal and two assists in three contests...Tallied 47 points (13G, 34A) in 72 games with Red Deer...Also recorded a goal and nine helpers in 17 playoff contests with the Rebels

CAREER STATISTICS

		REGULAR SEASON								PLAYOFFS				
SEASON	TEAM	LEAGUE	GP	G	A	TP	+/–	PIM		GP	G	A	TP	PIM
2015-16	RED DEER	WHL	72	13	34	47	22	46		17	1	9	10	18
2016-17	RED DEER	WHL	65	31	40	71	2	85		7	7	1	8	10
2017-18	RED DEER	WHL	56	18	41	59	2	45		5	5	1	6	16
2018-19	RED DEER	WHL	66	41	61	102	42	80		4	4	2	6	8
	ROCKFORD	AHL	8	0	1	1	–4	2		–	–	–	–	–
2019-20	ROCKFORD	AHL	59	19	12	31	0	38		–	–	–	–	–
	CHICAGO	NHL	1	0	0	0	0	0		–	–	–	–	–
2020-21	THURGAU	SWISS-SW	14	8	7	15	4	8		–	–	–	–	–
	CHICAGO	NHL	52	9	15	24	–7	11		–	–	–	–	–
2021-22	CHICAGO	NHL	55	21	16	37	–14	23		–	–	–	–	–
	TAMPA BAY	NHL	22	4	3	7	–4	8		23	2	4	6	25
2022-23	TAMPA BAY	NHL	81	30	34	64	23	54		6	1	4	5	25
NHL TOTALS			211	64	68	132	–2	96		29	3	8	11	25

HIGHLIGHTS

GOALS:	
Game:	3 (2x, Last: 3/18/23 vs. MTL)
Season:	30 (2022-23)
Multi-Goal Games:	7
In 2022-23:	4
Hat Tricks:	2
Streak:	3 (2x, Last: 10/22-10/26/22, 3g)
In 2022-23:	3 (10/22-10/26/22, 3g)

ASSISTS:	
Game:	2 (8x, Last: 3/14/23 at NJD)
Season:	34 (2022-23)
Streak:	5 (1/10-1/18/23, 5a)
In 2022-23:	5 (1/10-1/18/23, 5a)

POINTS:	
Game:	3 (8x, Last: 3/18/23 vs. MTL)
Season:	64 (2022-23)
Multi-Point Games:	30
In 2022-23:	17
Streak:	6 (1/10-1/19/23, 3g, 5a)
In 2022-23:	6 (1/10-1/19/23, 3g, 5a)

SHOOTOUT STATISTICS:	
Career:	0-1 (0.0%)
In 2022-23:	None

MOST PIM IN A GAME:	
10 (1/24/23 vs. MIN)	

MOST SHOTS IN A GAME:	
7 (3/18/23 vs. MTL)	

NHL AND LIGHTNING FIRSTS

GAME:	NHL – 3/11/20 vs. SJS Lightning – 3/19/22 vs. NYR
GOAL:	NHL – 2/23/21 at CBJ (Korpisalo) Lightning – 3/24/22 at BOS (Swayman)
ASSIST:	NHL – 10/13/14 vs. MTL Lightning – 4/21/22 vs. TOR

TRANSACTIONS

Signed an eight-year contract extension with Tampa Bay August 22, 2023...Traded by Chicago along with a 2024 4th Rd. pick to Tampa Bay in exchange for F Taylor Raddysh, F Boris Katchouk, a 2022 1st Rd. pick and a 2023 1st Rd. pick March 18, 2022...Re-signed by Chicago to a three-year contract Aug. 6, 2021...Signed by Chicago to a three-year, entry-level contract Oct. 30, 2018...Selected in the 6th Rd. (159th overall) by Buffalo in the 2016 NHL Draft.





HEDMAN VS. THE NHL

	GP	G	A	P
ANA	21	1	8	9
ARI	20	2	9	11
BOS	49	9	19	28
BUF	50	8	20	28
CGY	18	0	9	9
CAR	51	7	21	28
CHI	28	6	24	30
COL	22	2	13	15
CBJ	35	4	22	26
DAL	28	4	20	24
DET	41	3	33	36
EDM	17	4	7	11
FLA	61	7	35	42
LAK	19	7	7	14
MIN	19	2	3	5
MTL	44	9	36	45
NSH	27	4	18	22
NJD	36	4	15	19
NYI	36	5	11	16
NYR	36	3	20	23
OTT	44	13	23	36
PHI	35	7	21	28
PIT	39	4	22	26
SJS	20	5	10	15
SEA	4	3	3	6
STL	21	2	11	13
TOR	44	5	18	23
VAN	19	4	9	13
VGK	8	1	7	8
WSH	45	3	16	19
WPG	37	5	19	24

11 VICTOR HEDMAN

POSITION	Defense	BORN	December 18, 1990 (Ornskoldsvik, Sweden)
HEIGHT	6-7	ACQUIRED	Selected by the Lightning in the first round, second overall, at the 2009 NHL Entry Draft
WEIGHT	246	SEASON	NHL – 15th, Lightning – 15th
SHOOTS	Left		

2022-2023 SEASON

Skated in 76 games and posted nine goals and 49 points...Ranked fifth on the Lightning for assists (40) and seventh for scoring...Ranked second among Bolts blueliners for goals, assists and scoring...Finished second on Tampa Bay for average time on ice (23:43), ending a stretch of nine-consecutive seasons as the Lightning's time on ice leader...Netted his first career shorthanded goal March 25 at Boston...Led all Tampa Bay defensemen for shots (185) and ranked fourth overall...Finished second on the Bolts for blocked shots (136)...Ranked fourth on the Lightning and first among Bolts defensemen for average power-play time on ice (2:36)...Tallied his 500th career assist (947th game played) February 11 at Dallas...Skated in his 900th career NHL game October 14 at Columbus...Ranked 20th among NHL defensemen for assists and T-20th for scoring...**2023 Playoffs:** Skated in five of Tampa Bay's six postseason contests and recorded three assists...Led the Lightning for plus/minus (+4) in the playoffs...Ranked tied for third on the Lightning for assists and tied for first among defensemen...Ranked tied for third on the Bolts for blocked shots (11)...Tallied two assists in Game 4 of First Round series vs. Toronto for 25th career playoff multi-point game.

CAREER

2021-22 SEASON: Skated in all 82 games for the first time in his career and notched 20 goals and 85 points...One of three Lightning skaters to play in every regular season contest in 2021-22, joining Corey Perry and Alex Killorn...Established career highs for goals, assists (65) and scoring...Became just the second Lightning defenseman all-time to record 20 goals in a season, matching Dan Boyle's franchise-best for a defenseman 20 goals from 2006-07...His 65 assists and 85 points were the most by a Bolts blueliner in franchise history...Finished the regular season third among NHL defensemen for scoring...Ranked third among NHL blueliners for goals and second for assists...Finished eighth among all NHL skaters for assists...Ended the regular season on an eight-game assist and point streak (1-16–17 pts.), both career longs...Led all NHL defensemen for scoring in April (1-20–21 pts. in 16 GP)...Also established career highs for games, power-play goals (6), game-winning goals (6) and takeaways (52)...Led the Lightning for average time on ice (25:05) for the ninth-consecutive season and ranked 11th in the NHL...Ranked second in the NHL for overall time on ice (2056:12)...Also led the Lightning for assists and plus/minus (+25) and ranked second for scoring, blocked shots (129) and shots (219)...Named a Norris Trophy finalist for the sixth-straight season and finished third in voting behind Cale Makar and Roman Josi...Selected for the NHL All-Star Game for the fourth time in his career...Named to the NHL postseason 2nd All-Star Team...**2022 Playoffs:** Skated in all 23 playoff games and recorded three goals and 19 points...Matched his career high for assists (16) in a single postseason (also 2021)...Finished second on the Bolts for assists...Recorded his 100th career playoff assist Game 3 of ECF vs. NY Rangers...Ranked tied for third among all TBL skaters and third among NHL defensemen for scoring...Led Tampa Bay for average time on

ice (24:42)...**2020-21:** Played in 54 games with the Lightning, notching 9 goals and 45 points...Scored 2 overtime winning goals (April 15 vs. Florida & April 25 vs. Columbus)...Ranked 7th in the NHL for average time on ice (25:03)...Ranked tied for 3rd among defensemen with 45 points and 4th for assists with 36...Skated in 800th career NHL game on April 4 versus Detroit...Recorded 500th career NHL point on March 16 against Chicago...Was named a finalist for the Norris Trophy...**2021 Playoffs:** Skated in 23 games for the Lightning, posting 2 goals and 18 points to go along with 8 penalty minutes...Set a career-high for playoff assists with 16...Led the league for playoff scoring among defensemen...Ranked 2nd in the league for assists...**2019-20:** Played in 66 games with the Lightning, posting 11 goals and 55 points to go along with a +27 rating...Was named a finalist for the Norris Trophy for the 4th straight year...Ranked 3rd among NHL defensemen in scoring, marking his 4th straight year with 40+ assists and 50+ points...During the Lightning's 23-2-1 from Dec. 23 – Feb. 17, Hedman posted an even-or-plus rating in 22 of the 26 games (+29 overall)...Ranked 3rd on the team and 7th in the NHL with a +27 rating...Led the Lightning for average time on ice (24:04)...Missed 2 games with a lower body injury (March 8 & 10)...Selected for NHL All-Star Game for 3rd time in career...Scored 100th career NHL goal on Dec. 5 vs. Minnesota...**2020 Playoffs:** Skated in 25 Stanley Cup Playoff games, registering 10 goals and 22 points to go along with 24 penalty minutes and a +13 rating...Won the Conn Smythe Trophy as the MVP of the playoffs...His 10 goals ranked 3rd by a defenseman in Stanley Cup playoffs history...Ranked 5th among all skaters during the playoffs for points and was tied for 3rd for plus/minus...Posted 7 points (1 goal, 6 assists) during Stanley Cup Final...**2018-19:** Played in 70 games, recording 10 goals and 54 points to go along with 44 penalty

minutes and a plus-24 rating...Became Lightning's all-time leader for games played by a defenseman on January 10 versus Carolina...Led all Lightning defensemen for goals, assists and points...Notched his 6th consecutive 10-plus goal season...Missed the final 4 games of the regular season with an upper body injury...Recorded a career-long 7 game point streak from March 9-21 (2 goals, 8 assists)...Finalist for Norris Trophy...**2019 Playoffs:** Skated in 2 Stanley Cup Playoff games, recording 10 penalty minutes...**2017-18:** Played in 77 games with the Lightning, tallying 17 goals and 63 points to go along with a +32 rating and 54 penalty minutes...Set career highs for goals and plus/minus...Ranked 6th in the NHL for plus/minus...Ranked tied for 1st among NHL defensemen for goals and was 5th for points...Became Lightning's franchise leader for goals by a defenseman with his 73rd career goal on February 8 vs. Vancouver...Selected to 2nd NHL All-Star Game, but did not play due to injury...Led the Lightning for hits with 139...Won the Norris Trophy as the NHL's Best Defenseman...Skated in 17 Stanley Cup Playoff games, posting a goal and 11 points to go along with 10 penalty minutes...6 of his 10 points were recorded on the power-play...Ranked 1st on the Bolts for time on ice per game (26:04) and was 5th for points **2016-17:** Played in 79 games with the Lightning, posting 16 goals and 72 points to go along with 47 penalty minutes...Finished the season ranked 4th among all NHL skaters for assists with 56, a stat which ranked 1st for NHL defensemen...Notched 33 power play points, ranking 2nd behind only Washington's Nicklas Backstrom in that category...Ranked tied for 1st in the NHL with 5 3-assist games this season (no NHL defenseman had more than 2 such games)...Recorded 19 multi-point games and 5 game-winning goals, both ranking 2nd among all NHL defensemen...Made 1st NHL All-Star appearance in Los Angeles...Finalist for the Norris Trophy...Became the Lightning's all-time leading scorer among defensemen with 301 career points...Set franchise record for most points by a Lightning defenseman...Led Bolts for blocked shots (131) and average time on ice (24:31)...Represented Team Sweden at the World Cup, posting a goal in 4 games...**2015-16:** Played in 78 games with the Lightning, posting 10 goals and 47 points to go along with a +21 rating...His +21 rating set a new career high...Ranked 3rd on the Lightning for points and led all skaters for plus/minus and assists (37)...Paced the team for average time on ice (23:03) and blocked shots (132)...Scored in each of his last 2 regular season games...Registered 4 goals and 6 assists over his final 9 regular season games...Missed the final 3 games of the regular season with an upper-body injury...Also skated in 17 games during the playoffs, recording 4 goals and 14 points to go along with 14 penalty minutes...Led all Bolt skaters for average time on ice per game (27:26)...Ranked tied for 3rd on the club for points, which also led all Lightning defensemen...Registered 1st career multi-goal playoff game with a pair of goals in Game 5 vs. NYI...Finished the second round vs. NYI with 4 goals and 8 points during the series...Led the Bolts for TOI every game during the playoffs...**2014-15:** Played in 59 games with the Lightning, recording 10 goals and 38 points to go along with 40 penalty minutes...Led the club for average time on ice per game (22:41) and for average shifts per game (26:1)...Led the Lightning with 110 blocked shots...Ranked 1st among Lightning defensemen for goals and 2nd for points...Skated in a Lightning season-high 30:45 of ice time on 3/12 at BOS...Opened the season with goals in each of his 1st 3 games (3 goals, 4 assists)...Registered a career-best 4 point game on 10/13 vs. MTL, posting a goal and 3 helpers...Missed 18 games from 10/20-11/26 with a fractured finger...Missed 3 games with a lower body injury from 3/31-4/6...Served as an assistant captain for the Lightning...Skated in 26 postseason games with the Bolts, recording a goal and 14 points to go along with 6 penalty minutes...Ranked 2nd in the League with a +11 rating...Led all Lightning skaters for average time on ice (23:57) and blocked shots (47)...Registered 4 assists over his final 5 playoff games...Posted 8 assists over his final 13 games of the playoffs...**2013-14:** Skated in 75 games with the Lightning, posting 13 goals and 55 points to go along with 53 penalty minutes...Set new career-highs for goals, assists and points in a season...Led all Lightning defensemen for goals, assists and points...His 55 points this season ranks 3rd on the Lightning's all-time single-season record list for points by a defenseman...Ranked 5th in the NHL among defensemen for points and was 9th (tie-Barrie) for goals...Ranked 2nd in the league among defensemen for multi-point games with 15...Tied his career-high for most points and assists in a single game with 3 on Jan. 25 vs. COL...Skated in his 300th career NHL game on Jan. 16 at NYI...Missed 6 games with a lower body injury

(Dec. 7-17)...Skated in all 4 Lightning postseason games, recording 1 goal and 3 points...**2012-13:** Played in 44 games with the Lightning last season, collecting 4 goals and 20 points to go along with 31 penalty minutes...Ranked 2nd on the Lightning defense for assists and points and tied for second in goals...Ranked 2nd on the club for average time on ice (22:39)...All 4 goals during the season were scored at home...Missed 4 games with a lower body injury from 4/6-4/11...Scored a career-high 2 goals on 2/12 vs. MTL...Registered a season-high 4 game point streak from 1/25 - 2/1, notching 2 goals and 3 assists during that stretch...**2011-12:** Played in 61 games with the Lightning, collecting 5 goals and 23 points to go along with 65 penalty minutes...Set a career high for goals and average time on ice (23:05)...Ranked 1st on the Lightning blue-line in penalty minutes and 2nd in goals and points...Finished 2nd on the Bolts in TOI and 3rd in blocked shots with 127...Recorded a career-high 5-game point streak from 3/27 - 4/4, tallying a goal and 5 assists during that span...Played in his 200th career NHL game on 3/8 at WSH...Tied his career-high with 3 assists on 2/16 vs. SJS...Named to 2012 Sweden Men's National Team for the World Championships held in Finland and Sweden...**2010-11:** Led all Bolts defensemen with 23 assists and was 2nd among team defensemen with 26 points...Was 4th on the team with a plus-3 rating...Ranked 4th on the team with 70 penalty minutes...Was 2nd on the team in ice time with 21:00 and 6th on the team with 85 blocked shots...Ranked 2nd on the team with 48 takeaways...Scored the game-winning goal in the shootout with his 1st career shootout goal on 12/15 vs. ATL...Had 2 career-high 4-game assist streaks from 10/18 - 10/24 and again from 1/12 - 1/18...Also recorded 2 career-high 4-game point streaks on the year...**2011 Playoffs:** Appeared in his 1st NHL postseason...Had 0g-1a-1p in the ECFQ, including his 1st career NHL postseason point in Game 2...Ranked 2nd on the team in the playoffs for average ice time with 22:16...Ranked 4th among all postseason skaters with 48 blocked shots...Tied for the team lead among defensemen with 6 assists and was 2nd in points among team defensemen with 6...**2009-10:** Appeared in 74 games his 1st NHL season after being selected with the 2nd overall pick in the 2009 NHL Entry Draft...Ranked 4th among all NHL rookies and 4th on the Lightning in ice time with 20:50...Finished the season in 2nd place among the league's 1st-year players with 97 blocked shots...Was 3rd among NHL rookies with 79 penalty minutes...Finished 2nd among Tampa Bay defensemen with 20 points and 16 assists...Tallied 3 assists in his 1st 3 NHL career games...Set a career-high with 3 points in a game (0g-3a-3p) on 2/11 at BOS...Scored his 1st career NHL goal on 12/5 vs. NYI...Held his only point streak of the season at 2 games, a career-high, from 11/27 - 11/28, tallying 2 assists...Recorded his 1st NHL point in his 1st NHL game on 10/3 at ATL...Registered a career-best 5 shots in a game on 4 separate occasions...Signed his 1st NHL contract on 7/9/09...Rated as the top European player and 1 of the top 3 players overall available in the 2009 NHL Entry Draft...**2008-09:** Played in 43 games with Modo of the Swedish Elite League, recording 7 goals and 21 points with 52 PIM...Named Rookie of the Year in the SEL at the age of 18...Led the team in plus/minus with a plus-21 and ranked 2nd among Modo defensemen in goals, assists and points...Also played in 2 games with Modo's U-20 team, recording 2 assists...Played 5 playoff games with Modo Jr., recording 1 assist...**2007-08:** Played in 39 games with Modo, recording 2 goals and 4 points in his professional debut...Played in 5 playoff games, recording a goal...Played in 6 games with Modo U-20, recording 2 goals and 3 points, also played in 3 postseason games...**2006-07:** Played the majority of the season with Modo U-20, recording 13 goals and 25 points in 34 games...Also played in 8 games with Modo's U-18 team, recording 5 goals and 9 points...**2005-06:** Split the season between Modo's U-20 and U-18 teams...**International Career:** Skated in 8 games for Sweden at the 2012 IIHF World Championships, collecting an assist and 14 penalty minutes...Suited up for Team Sweden at the IIHF 2010 World Championships, appearing in 9 games while recording a goal and an assist...Ranked 4th on the team with a plus-5 rating...Was 3rd on the team in average ice time per game with 18:44...Represented Sweden at the 2009 World Juniors, recording 2 assists in 6 games...Helped his team to the Gold Medal Game, but fell to Team Canada...At the 2008 World Juniors he was named to the tournament All-Star Team after recording an assist and a +5 rating in 6 games as Sweden won the Silver Medal...Appeared in 4 games at the World Junior U-18 Championships, recording a goal and 4 points in 4 games...Participated in the 2007 World U-18 Championships, recording a goal and 3 points in 6 games.

CAREER STATISTICS

REGULAR SEASON										PLAYOFFS				
SEASON	TEAM	LEAGUE	GP	G	A	TP	+/–	PIM		GP	G	A	TP	PIM
2005-06	MODO	SWEDEN JR.	10	0	1	1	-	8		-	-	-	-	-
2006-07	MODO	SWEDEN JR.	34	13	12	25	-	30		5	1	1	2	44
	SWEDEN	WJC U-18	6	1	2	3	-	10		-	-	-	-	-
2007-08	MODO	SWEDEN	39	2	2	4	-	44		5	1	0	1	4
	MODO	SWEDEN JR.	6	2	1	3	-	26		3	2	0	2	4
	SWEDEN	WJC-A	6	0	1	1	-	4		-	-	-	-	-
2008-09	MODO	SWEDEN	43	7	14	21	-	52		-	-	-	-	-
	MODO	SWEDEN JR.	2	0	2	2	-	10		-	-	-	-	-
	SWEDEN	WJC-A	6	0	2	2	-	6		-	-	-	-	-
2009-10	TAMPA BAY	NHL	74	4	16	20	-3	79		-	-	-	-	-
	SWEDEN	WC-A	9	1	1	2	-	6		-	-	-	-	-
2010-11	TAMPA BAY	NHL	79	3	23	26	3	70		18	0	6	6	8
2011-12	TAMPA BAY	NHL	61	5	18	23	-9	65		-	-	-	-	-
	SWEDEN	WC	8	0	1	1	-	14		-	-	-	-	-
2012-13	TAMPA BAY	NHL	44	4	16	20	1	31		-	-	-	-	-
2013-14	TAMPA BAY	NHL	75	13	42	55	5	53		4	1	2	3	2
2014-15	TAMPA BAY	NHL	59	10	28	38	12	40		26	1	13	14	6
2015-16	TAMPA BAY	NHL	78	10	37	47	21	46		17	4	10	14	14
2016-17	TAMPA BAY	NHL	79	16	56	72	3	47		-	-	-	-	-
	SWEDEN	WCUP	4	1	0	1	-	0		-	-	-	-	-
	SWEDEN	WC	10	2	2	4	-	6		-	-	-	-	-
2017-18	TAMPA BAY	NHL	77	17	46	63	32	54		17	1	10	11	10
2018-19	TAMPA BAY	NHL	70	12	42	54	24	44		2	0	0	0	10
2019-20	TAMPA BAY	NHL	66	11	44	55	27	31		25	10	12	22	24
2020-21	TAMPA BAY	NHL	54	9	36	45	5	28		23	2	16	18	8
2021-22	TAMPA BAY	NHL	82	20	65	85	26	36		23	3	16	19	10
2022-23	TAMPA BAY	NHL	76	9	40	49	10	42		5	0	3	3	2
NHL TOTALS			974	143	509	652	157	666		160	22	88	110	94

HIGHLIGHTS

GOALS:
Game: 2 (11x, Last: 3/16/22 at SEA)
Season: 20 (2021-22)
Multi-Goal Games: 11
In 2022-23: None
Hat Tricks: None
Streak: 3 (3x, Last: 12/3-12/7/19, 3g)
In 2022-23: 2 (1/26-1/28/23, 2g)

ASSISTS:
Game: 4 (4x, Last: 4/24/22 at FLA)
Season: 65 (2021-22)
Streak: 8 (4/16-4/29/22, 16a)
In 2022-23: 5 (10/14-10/22/22, 5a)

POINTS:
Game: 4 (6x, Last: 4/24/22 at FLA)
Season: 85 (2021-22)
Multi-Point Games: 149
In 2022-23: 11
Streak: 8 (4/16-4/29/22, 1g, 16a)
In 2022-23: 5 (10/14-10/22/22, 0g, 5a)

SHOOTOUT STATISTICS:
Career: 9-32 (28.1%)
In 2022-23: 0-0 (0.0%)

MOST PIM IN A GAME:
15 (3/31/12 vs. WPG)

MOST SHOTS IN A GAME:
10 (3/30/21 vs. CBJ)

TRANSACTIONS

Re-signed by the Lightning to an 8-year contract extension on 7/1/16...Signed a five-year contract extension with the Lightning on 11/30/11...Selected by Tampa Bay in the first round, second overall, at the 2009 NHL Entry Draft.


NHL AND LIGHTNING FIRSTS

GAME: 10/3/09 at ATL

GOAL: 12/5/09 vs. NYI (Roloson)

ASSIST: 10/3/09 at ATL





JEANNOT
VS. THE NHL

	GP	G	A	P
ANA	5	0	4	4
ARI	5	1	1	2
BOS	4	0	0	0
BUF	4	0	1	1
CGY	5	0	1	1
CAR	10	2	1	3
CHI	9	4	0	4
COL	7	2	1	3
CBJ	6	2	3	5
DAL	9	1	2	3
DET	3	0	0	0
EDM	6	0	0	0
FLA	6	3	1	4
LAK	5	2	1	3
MIN	6	1	0	1
MTL	6	1	1	2
NJD	7	1	1	2
NYI	6	3	2	5
NYR	4	0	0	0
OTT	5	2	2	4
PHI	5	2	3	5
PIT	3	1	1	2
SJS	6	0	0	0
SEA	4	0	1	1
STL	7	1	2	3
TBL	5	2	0	2
TOR	3	1	0	1
VAN	5	1	0	1
VGK	5	0	0	0
WSH	5	0	1	1
WPG	6	2	1	3

84 TANNER
JEANNOT

POSITION	Left Wing	BORN	May 29, 1997 (Estevan, Saskatchewan)
HEIGHT	6-2	ACQUIRED	From Nashville in exchange for D Cal Foote, a conditional 2025 1st Rd. pick, a 2024 2nd Rd. pick and 3rd, 4th, and 5th Rd selections in 2023 on
WEIGHT	220		February 26, 2023
SHOOTS	Left	SEASON	NHL – 5th, Lightning – 2nd

2022-2023 SEASON

Acquired by the Lightning on February 26 from Nashville in exchange for D Cal Foote, a conditional 1st Rd. selection in the 2025 NHL Draft, a 2024 2nd Rd. pick and 3rd, 4th and 5th Rd selections in 2023...Skated in 20 games with the Lightning after the trade deadline and recorded a goal and four points...Made his Tampa Bay debut February 28 vs. Florida... Previously put up five goals and 14 points in 56 games with Nashville...Scored his first goal as a Bolt April 1 vs. NY Islanders...Tallied his first assist with the Lightning March 7 vs. Philadelphia...Finished sixth in the NHL for hits (290)...Led Tampa Bay for hits per 60 minutes (19:38)...Tied for eighth in the NHL for penalty minutes (107)...Ranked fourth in the NHL for major penalties (11)...Missed the final four games of the regular season with a lower-body injury...**2023 Playoffs:** Skated in three of Tampa Bay's six Stanley Cup Playoff contests and recorded three shots, 16 hits, two blocked shots and a fight...Made his Tampa Bay playoff debut in Game 2 of a First Round series vs. Toronto...Finished tied for fifth on the Lightning for hits.

CAREER

2021-22 SEASON: Produced 24 goals and 41 points in 81 games during his first full season with Nashville, establishing career highs for goals, assists (17) and scoring...Finished seventh in Calder Trophy voting after leading NHL rookies for goals...Ranked eighth among NHL rookies for points...His 24 goals and 41 points were both the second most in a season in team history by a Predators rookie...Averaged 2:32 shorthanded time on ice, the most among NHL rookie forwards... Set a franchise record for hits (318) and finished second among all NHL skaters for the season...Became the second NHL rookie since 2008-09 to dish out at least 300 hits in a season...Was one of two NHL players (Brady Tkachuk) to post at least 20 goals and 250 hits...Led all NHL players for fighting majors (14)...Recorded his first career Gordie Howe hat trick and three-point performance (goal, 2 assists) March 27 vs. Philadelphia...Scored his first career overtime goal December 17 at Chicago...**2022 Playoffs:** Played in all four of Nashville's playoff contests and posted an assist in Game 4 of a 1st Rd. series vs. Colorado...Ranked tied for third on the Predators for hits (16) and sixth for blocked shots (7)...**2020-21:** Was one of three players to appear in the NHL, AHL and ECHL in the 2020-21 season...Made his NHL debut March 2 vs. Carolina and appeared in 15 games with the Predators, recording five goals and seven points...His five goals and seven points were the fourth most and tied for the seventh most, respectively, in Predators history by a skater in his first 15 career NHL games... Recorded his first career NHL goal and point April 13 vs. Tampa Bay...Notched his first career NHL assist April 26 vs. Florida... Recorded 10 goals and 21 points in 13 games with AHL Chicago...Also saw action in five games with ECHL Florida, where he posted three goals and six points...**2021 Playoffs:** Played in five of Nashville's six postseason contests and tallied an assist in Game 3 of a First Round series vs. Carolina...Made his

Stanley Cup Playoffs debut in Game 1 of a First Round series vs. Carolina...Ranked fourth on the Predators for hits (32) and sixth for blocked shots (12)...**2019-20:** Spent the majority of the season with AHL Milwaukee, where he skated 57 games and posted five goals and 20 points...Finished third on the Admirals for penalty minutes (87)...Also appeared in three games for ECHL Florida and recorded four goals and five points...**2018-19:** Recorded seven goals and 11 points in 37 games during his first pro season with AHL Milwaukee...Made his pro debut October 9 at San Antonio... Scored his first pro goal October 19 at San Diego...Also saw action in three Calder Cup Playoff contests...**2017-18:** Completed his fourth season with Moose Jaw (WHL) and notched 40 goals and 80 points in 72 contests...Served as an alternate captain for Moose Jaw...Finished third in the WHL for plus/minus (+49)...Ranked third on Moose Jaw for goals, fourth for scoring and fifth for assists (40)...Posted three goals and eight points in 13 Calder Cup Playoff contests, ranking tied for fifth on the Warriors for postseason scoring...Signed as a free agent with Nashville April 2...**2016-17:** Skated in 71 games for Moose Jaw (WHL) and posted 19 goals and 52 points...Ranked fifth on the Warriors for goals, assists (33) and scoring... Finished second on Moose Jaw for penalty minutes (84)...Was fourth on the Warriors for plus/minus (+13)...Posted one assist in seven Calder Cup Playoff contests...**2015-16:** Recorded 17 goals and 33 points in 72 games with Moose Jaw (WHL)...Was teammates with Brayden Point...Finished fifth on the Warriors for goals and eighth for scoring... Ranked second on Moose Jaw for penalty minutes (65)...Also had six goals and 15 points in 10 Calder Cup Playoff contests, ranking tied for third on Moose Jaw for scoring...**2014-15:** Skated in 52 games with Moose Jaw (WHL) and posted a goal and five points...Was teammates with Brayden Point.

CAREER STATISTICS

		REGULAR SEASON							PLAYOFFS				
SEASON	TEAM	LEAGUE	GP	G	A	TP	+/–	PIM	GP	G	A	TP	PIM
2014-15	MOOSE JAW	WHL	52	1	4	5	-13	8	-	-	-	-	-
2015-16	MOOSE JAW	WHL	72	17	16	33	3	65	10	6	9	15	11
2016-17	MOOSE JAW	WHL	71	19	33	52	13	84	7	0	1	1	8
2017-18	MOOSE JAW	WHL	72	40	40	80	49	83	13	3	5	8	12
2018-19	MILWAUKEE	AHL	37	7	4	11	0	39	3	0	0	0	0
2019-20	MILWAUKEE	AHL	57	5	15	20	6	87	-	-	-	-	-
	FLORIDA	ECHL	3	4	1	5	3	6	-	-	-	-	-
2020-21	NASHVILLE	NHL	15	5	2	7	6	2	5	0	1	1	2
	CHICAGO	AHL	13	10	11	21	13	33	-	-	-	-	-
	FLORIDA	ECHL	5	3	3	6	2	6	-	-	-	-	-
2021-22	NASHVILLE	NHL	81	24	17	41	2	130	4	0	1	1	0
2022-23	TAMPA BAY	NHL	20	1	3	4	-6	22	3	0	0	0	5
	NASHVILLE	NHL	56	5	9	14	-1	85	-	-	-	-	-
NHL TOTALS			172	35	31	66	1	239	12	0	2	2	7

HIGHLIGHTS

GOALS:
Game: 2 (3x, Last: 2/22/22 at FLA)
Season: 24 (2021-22)
Multi-Goal Games: 3
In 2022-23: None
Hat Tricks: None
Streak: 3 (3/15-3/19/22, 3g)
In 2022-23: 2 (1/24-1/26/23, 2g)

ASSISTS:
Game: 2 (2x, Last: 3/27/22 vs. PHI)
Season: 17 (2021-22)
Streak: 2 (4x, Last: 3/2-3/4/23, 2a)
In 2022-23: 2 (2x, Last: 3/2-3/4/23, 2a)

POINTS:
Game: 3 (3/27/22 vs. PHI)
Season: 41 (2021-22)
Multi-Point Games: 9
In 2022-23: 1
Streak: 3 (3x, Last: 3/15-3/19/22, 3g)
In 2022-23: 2 (4x, Last: 3/2-3/4/23, 2a)

SHOOTOUT STATISTICS:
Career: 0-0 (0%)
In 2022-23: 0-0 (0%)

MOST PIM IN A GAME:
12 (1/8/22 at ARI)

MOST SHOTS IN A GAME:
5 (2x, Last: 12/31/22 at VGK)

NHL AND LIGHTNING FIRSTS

GAME: NHL – 3/2/21 vs. CAR
Lightning – 2/28/23 vs. FLA


GOAL: NHL – 4/13/21 vs. TBL (McElhinney)
Lightning – 4/1/23 vs. NYI (Sorokin)

ASSIST: NHL – 4/26/21 vs. FLA
Lightning – 3/2/23 vs. PIT

TRANSACTIONS

Signed by Tampa Bay to a two-year contract July 15, 2023... Acquired by Tampa Bay from Nashville in exchange for D Cal Foote, a conditional 2025 1st Rd draft pick, a 2024 2nd Rd selection and 3rd, 4th and 5th Rd picks in 2023 on February 26, 2023...Re-signed to a two-year contract by Nashville July 30, 2021...Signed a three-year contract with Nashville April 2, 2018.





JOHANSSON
VS. THE NHL

	GP	W	L	OTL	SV%	GAA
ANA	5	4	1	0	.954	1.27
ARI	2	0	1	1	.871	3.91
COL	1	0	0	0	.929	2.03
CBJ	2	0	1	1	.844	5.15
DET	1	0	0	1	.857	2.84
FLA	1	0	1	0	.919	3.03
LAK	2	2	0	0	.925	1.50
MIN	1	0	0	0	.000	4.72
MTL	2	1	1	0	.807	5.50
NSH	1	1	0	0	.929	2.03
NJD	1	0	1	0	.889	3.10
NYI	2	0	2	0	.878	4.53
NYR	1	0	0	0	1.000	0.00
OTT	3	1	0	0	.846	5.63
PHI	3	0	1	1	.900	3.33
PIT	2	0	2	0	.862	4.13
STL	2	1	1	0	.872	3.00
TOR	2	0	1	0	.833	5.77
WPG	1	1	0	0	.962	1.00

31 JONAS
JOHANSSON

POSITION	Goaltender	BORN	September 19, 1995 (Gävle, Sweden)
HEIGHT	6-5	ACQUIRED	Signed as a free agent to a two-year contract on July 1, 2023
WEIGHT	219	SEASON	NHL - 5th, Lightning - 1st
CATCHES	Left		

2022-2023 SEASON

Saw action in three games with the Colorado Avalanche in 2022-23 and recorded two wins with a .932 save percentage and 2.10 goals against average...Also played in 26 games with the Colorado Eagles of the American Hockey League where he posted a 14-9-2 record with a 2.33 goals against average and a .920 save percentage...**2022-23 Playoffs:** Appeared in four Calder Cup Playoff games with the Colorado Eagles, finishing with a 2-2-0 record, one shutout and a .885 save percentage.

CAREER

2020-21 SEASON: Appeared in nine games with the Colorado Avalanche in 2021-22 and maintained a 3-2-1 record along with a .885 save percentage... Was placed on waivers and claimed by the Florida Panthers on December 13, 2021...Played in two games for the Panthers and went 0-2-0 with a 7.74 goals against average...Appeared in one game with Carolina's AHL affiliate Charlotte Checkers and had a 3.67 goals against average...**2020-21:** Saw action in seven games for the Buffalo Sabres and went 0-5-1 with a .884 save percentage and a 3.79 goals against average...Was traded to the Colorado Avalanche where he played in eight games and recorded a 5-1-1 record...Posted one shutout in those eight games and maintained a .913 save percentage and 2.06 goals against average...Also saw action in one game with the Colorado Eagles and picked up a loss...**2019-20:** Played in six games with the Sabres and went 1-3-1 with a .894 save percentage... Played in 22 games with Buffalo's AHL affiliate Rochester Americans where he tallied a 14-4-5 record and posted two shutouts while maintaining a .921 save percentage...**2018-19:** Made five

starts with AHL Rochester and went 4-1-0 with a .926 save percentage and a 2.26 goals against average... Appeared in 27 games with Buffalo's ECHL affiliate Cincinnati Cyclones... Posted an 18-5-3 record with three shutouts in 26 starts and finished with a .908 save percentage and 2.60 goals against average...**2017-18:** Saw action in seven games with the Rochester Americans, going 4-3-0 with an .861 save percentage and 3.89 goals against average...Also played in 27 games with Cincinnati and went 14-11-1 with a .909 save percentage and 3.13 goals against average... Appeared in five playoff games with Cincinnati and posted a .921 save percentage...**2016-17:** Skated with Brynas IF of the Swedish Hockey League (SHL) for two games and went 1-1-0 with a .920 save percentage and 2.00 goals against average...Loaned to Almtuna IS of HockeyAllsvenskan where he made 37 appearances and posted a 17-18-0 record with a .913 goals against average and 2.26 goals against average...**2015-16:** Skated in 42 games with Almtuna IS on a loan from Brynas IF...Posted a 24-17-0 record and a .913 save percentage...

CAREER STATISTICS

		REGULAR SEASON											PLAYOFFS					
SEASON	TEAM	LEAGUE	GP	W	L	T	OT	SO	GA	SA	SV%	GAA	GP	W	L	SO	GA	SV% GAA
2016-17	BRYNAS IF	SHL	2	1	1	-	0	1	4	46	.920	2.00	-	-	-	-	-	-
	ALMTUNA IF	SWE-1	37	17	18	-	0	3	81	848	.912	2.26	-	-	-	-	-	-
	ROCHESTER	AHL	7	3	3	-	1	0	20	166	.892	2.85	-	-	-	-	-	-
2017-18	ROCHESTER	AHL	7	4	3	-	0	0	23	143	.861	3.38	-	-	-	-	-	-
	CINCINNATI	ECHL	27	14	11	-	1	0	79	792	.909	3.13	-	-	-	-	-	-
2018-19	ROCHESTER	AHL	5	4	1	-	0	0	10	126	.926	2.26	-	-	-	-	-	-
	CINCINNATI	ECHL	27	18	5	-	3	3	70	692	.908	2.60	-	-	-	-	-	-
2019-20	BUFFALO	NHL	6	1	3	-	1	0	16	135	.894	2.94	-	-	-	-	-	-
	ROCHESTER	AHL	22	14	4	-	3	2	46	538	.921	2.28	-	-	-	-	-	-
2020-21	BUFFALO	NHL	7	0	5	-	1	0	24	183	.884	3.79	-	-	-	-	-	-
	COLORADO	NHL	8	5	1	-	1	1	15	158	.913	2.06	-	-	-	-	-	-
2021-22	COLORADO	AHL	1	0	1	-	0	0	5	21	.808	5.11	-	-	-	-	-	-
	COLORADO	NHL	9	3	2	-	1	0	23	177	.885	3.73	-	-	-	-	-	-
	FLORIDA	NHL	2	0	2	-	0	0	15	49	.766	7.74	-	-	-	-	-	-
2022-23	CHARLOTTE	AHL	1	0	0	-	0	0	2	16	.889	3.67	-	-	-	-	-	-
	COLORADO	NHL	3	2	0	-	0	0	5	68	.932	2.10	-	-	-	-	-	-
	COLORADO	AHL	26	14	9	-	2	0	60	687	.920	2.33	4	2	2	1	11	.885 2.75
NHL TOTALS			35	11	13	-	4	1	98	868	.887	3.32	-	-	-	-	-	-

HIGHLIGHTS

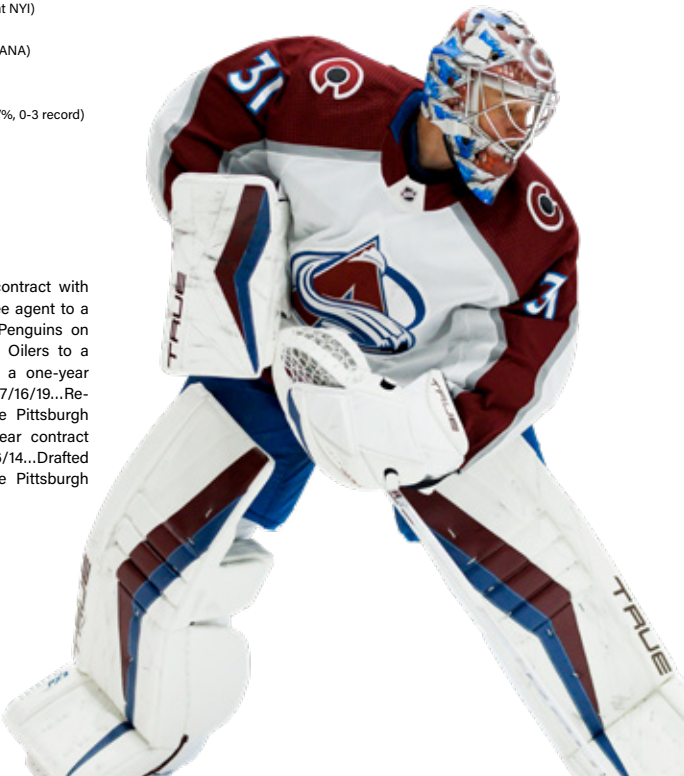
LONGEST WINNING STREAK:	2 (4x, Last: 3/16-3/27/23)
In 2022-23:	2 (3/16-3/27/23)
LONGEST SHUTOUT STREAK:	None
In 2022-23:	None
MOST SHOTS FACED IN A GAME:	45 (3/4/21 at NYI)
MOST SAVES IN A GAME:	40 (3/4/21 at NYI)
SHUTOUTS:	1 (4/9/21 at ANA)
In 2022-23:	None
SHOOTOUTS:	0-7 (.000 SV%, 0-3 record)
PENALTY SHOTS:	1-1 (100%)
In 2022-23:	None

TRANSACTIONS

Signed as a free agent to a two-year contract with the Lightning on 7/1/23...Signed as a free agent to a one-year contract with the Pittsburgh Penguins on 7/13/22...Re-signed with the Edmonton Oilers to a three-year contract on 3/6/20...Signed a one-year contract with the Edmonton Oilers on 7/16/19...Re-signed to a two-year contract with the Pittsburgh Penguins on 7/12/17...Signed a three-year contract with the Pittsburgh Penguins on 5/26/14...Drafted in the 6th round (174th overall) by the Pittsburgh Penguins in the 2011 NHL Draft.

NHL FIRSTS

GAME:	NHL - 3/5/16 vs. CGY
WIN:	NHL - 2/11/17 at ARI (Smith)
SHUTOUT:	NHL - 12/27/17 at COL





KUCHEROV VS. THE NHL

	GP	G	A	P
ANA	16	8	10	18
ARI	14	9	5	14
BOS	32	8	15	23
BUF	32	17	23	40
CGY	16	5	12	17
CAR	24	7	21	28
CHI	15	5	11	16
COL	17	6	6	12
CBJ	24	13	22	35
DAL	17	5	14	19
DET	33	20	22	42
EDM	14	10	13	23
FLA	31	17	23	40
LAK	15	9	13	22
MIN	15	8	5	13
MTL	32	12	22	34
NSH	18	8	11	19
NJD	21	10	18	28
NYI	26	7	17	24
NYR	24	6	18	24
OTT	31	12	29	41
PHI	23	6	19	25
PIT	24	8	20	28
SJS	16	7	9	16
SEA	3	1	4	5
STL	14	5	8	13
TOR	31	14	18	32
VAN	15	7	11	18
VGK	8	1	11	12
WSH	25	14	12	26
WPG	18	11	11	22

86 NIKITA KUCHEROV

POSITION	Right Wing	BORN	June 17, 1993 (Moscow, Russia)
HEIGHT	5-11	ACQUIRED	Selected in the second round, 58th overall, at the 2011 NHL Draft
WEIGHT	182	SEASON	NHL – 11th, Lightning – 11th
SHOOTS	Left		

2022-2023 SEASON

Played all 82 games of the regular season for just the third time in his nine NHL seasons and recorded 30 goals and 113 points...Registered 30 goals and 113 points, leading Lightning skaters in scoring and assists (83)...Ranked 2nd in the NHL for assists and T-3rd for scoring...Recorded points in 24 consecutive home games (7-36—43 pts.) from November 25 to March 11, setting a new franchise record...Tallied the 700th point of his career on February 26 at Pittsburgh and became the fastest in Lightning history to reach the mark...His 113 points were the second most of his career (most: 128 pts. in 2018-19)...His 83 assists were also the second most of his career (most: 87 assists in 2018-19)...Led the Lightning and ranked 4th in the NHL for power play points (8-42—50 pts.)...Kucherov also led the Lightning for shots (271), average time on ice among forwards (20:08, 3rd among all skaters), average power-play time on ice (4:00) and penalties drawn (38). Ranked fourth in the NHL for power-play scoring and tied for eighth for penalties drawn...Posted points in 11-straight games from Oct. 15 to Nov. 8 (6-14-20 pts.) and was one of five NHL players to put up multiple point streaks of 11 or more games...Became one of 10 players in NHL history to record multiple 30-goal, 80-assist seasons, joining Wayne Gretzky (14x), Mario Lemieux (6x), Bobby Orr (5x), Paul Coffey (4x), Denis Savard (3x), Marcel Dionne (2x), Jaromir Jagr (2x), Adam Oates (2x) and Peter Stastny (2x)...Was selected to play in the 2023 NHL All-Star Game, his fourth career All-Star Game (also: 2017, 2018, 2019)...**2023 Playoffs:** Played in all six playoff games with the Lightning in their first round series against the Toronto Maple Leafs...Lead all Lightning skaters in assists with five and tied for the team lead in points with six (1-5—6 pts.)...Lead the Lightning in shots on goal (21) and power-play points (4)...Ranked third among Bolts skaters for average power-play time on ice...

CAREER

2021-22 SEASON: Recorded 25 goals and 69 points in 47 games, ranking tied for third on the Lightning for goals and third for assists (44) and scoring despite missing 32 games from Oct. 19-Jan. 4 after undergoing a successful procedure for a lower-body injury on Oct. 26...Matched a Lightning franchise record for the longest goal streak set previously by Brian Bradley (Nov. 11-24, 1992) after recording 10-11—21 points over eight games Apr. 14-28 (also tied for the longest goal streak in the NHL for the season)...Finished the regular season with points in nine-straight games (10-13—23 pts.), tied for the longest scoring run on the Lightning this season...Ranked second in the NHL for points per game (1.47) behind only Connor McDavid (1.54)...Recorded his 600th career point in his 557th career game Apr. 21 vs. Toronto to become the fastest skater in Tampa Bay history to reach the milestone and the sixth fastest among active NHL skaters...Notched 14-17—31 pts. in 16 games in April to finished second in the NHL for scoring in the final month of the regular season...**2022 Playoffs:** Skated in all 23 playoff games and notched eight goals and 27 points to lead the Lightning for scoring for the third-consecutive postseason...Finished fourth in the NHL for playoff scoring...Led the Lightning for assists and ranked fifth in the NHL...Ranked third on the Bolts for goals...Netted six power-play goals, most on the Lightning and tied for the most in the NHL...Notched 2-6—8 pts. in the 2nd Rd. vs. Toronto...Recorded 2-5—7 pts. in the 2nd Rd. vs. Florida...Posted 3-5—8 pts. in the ECF vs.

the NY Rangers...Put up 1-3—4 pts. in the Stanley Cup Final vs. Colorado...With four points in the Stanley Cup Final round in 2022, Kucherov now has 6-14—20 pts. in 22 career Stanley Cup Final contests, tying Sidney Crosby for the most among active NHL players...Became Tampa Bay's all-time playoff power-play goal leader after netting his 18th power-play goal Game 5 of the Stanley Cup Final at Colorado...Netted his 52nd career playoff goal Game 5 of the Stanley Cup Final at Colorado to pull into a tie with Sergei Federov for the third-most playoff goals among Russian-born players all-time in the NHL...**2020-21 SEASON:** Missed the entire regular season due to injury...**2021 Playoffs:** Appeared in 23 games during the playoffs, recording eight goals and 32 points to go along with a +6 rating and 14 penalty minutes...Led the league for assists (24) and points...Posted a 3-assist game in Game 5 against NYI, capping an 8-game point streak (2 goals, 13 assists)...Set franchise record for most points in a series during round 1 against Florida (11 points)...**2019-20:** Played in 68 games for the Lightning, posting 33 goals and 85 points to go along with a +26 rating...Ranked 1st on the Lightning for goals, assists and points...Ranked 7th in the NHL for points, tied for 8th for assists and 10th for goals...Posted a career-long tying 12-game point streak from Jan. 14 through Feb. 11, recording 10 goals and 21 points during that span...Moved passed Brad Richards into 4th place in franchise history for all-time points with an assist on Nov. 30 vs. Carolina...**2020**

Playoffs: Appeared in 25 Stanley Cup Playoff games, tallying 7 goals and 34 points to go along with 22 penalty minutes and a +15 rating...Led the NHL for points, assists (7 better than the 2nd place skater) and plus/minus...Posted 8 points (1 goal, 7 assists) during the Stanley Cup Final against Dallas...Posted a 5-point game (1 goal, 4 assists) in Game 1 of the ECF against the NY Islanders...**2018-19:** Played in all 82 games, recording 41 goals and 128 points to go along with 62 penalty minutes...Led the NHL for points, assists and power-play points (48)...Set the record for most points by a Russian-born player in a season with his 128th point on April 6 at Boston, passing Alex Mogilny (1992-93)...His 87 assists are tied for the most all-time in NHL history by a winger (Jagr: 1995-96)...Ranked 1st in the NHL with 38 multi-point games...Set Lightning record for most points, assists and power-play points in a single season...Represented the Lightning for the 3rd time at the NHL All-Star Game in San Jose...Won the Art Ross Trophy, Hart Trophy and Ted Lindsay Award...**2019 Playoffs:** Appeared in 3 Stanley Cup Playoff games, tallying 2 assists and 19 penalty minutes...Led the team for penalty minutes and ranked tied for 2nd for assists...Missed Game 3 against Columbus with a suspension...**2017-18:** Played in 80 games, recording 39 goals and 100 points to go along with 42 penalty minutes...Became the 3rd Lightning player in team history to record 100 points...Moved into 5th place on the Lightning's all-time goals list with his 146th tally on March 26 vs. Arizona...Ranked 3rd in the NHL for points and tied for 9th for goals...Selected to his 2nd NHL All-Star Game...Lightning went 30-3-2 when scored a goal during the regular season...Became 1 of 6 players in the NHL modern era to score in each of the 1st 7 games of the season...Tied the Bolts franchise record for a season-opening point streak of 11 games (12 goals, seven assists)...Appeared in 17 Stanley Cup Playoff games, tallying 7 goals and 17 points to go along with 10 penalty minutes...Ranked 1st on the Bolts for points, shots (61) and game-winning goals(3)...Ranked tied for 1st for both goals and assists...Ranked 2nd among all Lightning forwards for average time on ice per game (17:55)...**2016-17:** Played in 74 games with the Lightning, posting 40 goals and 85 points to go along with 38 penalty minutes...Ranked tied for 2nd for goals in the NHL and 5th for points...Ranked tied for 1st in the league with 17 power-play goals...Set career highs for goals, assists, points, power-play goals and game-winning goals (7)...Recorded 2 hat tricks (2/27 vs. OTT & 3/23 at BOS)...Recorded 22 points (12 goals, 10 assists) during March, most points all-time for a Bolt in a month...Named NHL's First Star for March...Selected to 1st NHL All-Star Game...Named NHL Second Star for November...Played in 4 World Cup games for Russia, posting 2 goals and 3 points...**2015-16:** Played in 77 games with the Lightning, posting 30 goals and 66 points to go along with 30 penalty minutes...Led the Lightning for points and ranked 2nd for both assists (36) and goals...Set career highs for goals, points, power-play goals (9) and game-winning goals (4)...Ranked 2nd on the Lightning for power-play goals and shots (209)...Notched a team-best 19 multi-point games...Recorded 2 8-game point streaks during the regular season (12/15-1/2 and 1/8-23)...Played in 17 games during the playoffs, posting 11 goals and 19 points to go along with 8 penalty minutes...Ranked 1st on the team for goals, points and power-play goals (3)...Ranked 2nd in the NHL for playoff goals...Scored goals in 3 consecutive games to close out the

Lightning's second round series versus the NY Islanders...Notched 3 2-goal games during the postseason...Ranked 2nd among Lightning forwards for average time on ice (20:08)...**2014-15:** Played in 82 games with the Lightning, recording 29 goals and 65 points to go along with 37 penalty minutes...Was 1 of 5 players to skate in all 82 regular season games...Set career highs for games played, goals, assists and points...Ranked tied for 1st with Max Pacioretty in the NHL with a +38 rating...Ranked tied for 2nd on the Lightning for goals (29) and was 3rd for points (65)...Registered a career-best 4-game goal streak from 2/3-10...Scored his 1st career NHL hat trick on 10/28 vs. ARI...Played in 26 postseason games with the Lightning, recording 10 goals and 22 points to go along with 14 penalty minutes...Ranked 3rd in the NHL for points and was tied for 3rd for goals...Ranked tied for 2nd in the league with 3 game-winning goals...Was the lone player in the NHL to score 2 overtime goals...Posted 2 3-assist games during the playoffs...**2013-14:** Skated in 52 games with the Lightning, posting 9 goals and 18 points to go along with 14 penalty minutes...Ranked 3rd on the Lightning among rookies for goals...Ranked 7th (tie-multiple players) among NHL rookies with 3 game-winning goals...Notched a 4-game point streak from Jan. 1-7 (3 goals, 1 assist)...Recorded a 3-game goal streak from Jan. 1-5...Scored his 1st career goal in his NHL debut, on his 1st shot, on Nov. 25 vs. NYR...Became the 7th player in Lightning history to record a goal in their NHL debut...Skated in 2 postseason games with the Lightning, posting 1 goal...Made his Stanley Cup playoffs debut in Game 1 against Montreal on 4/16...**2012-13:** Skated in 33 QMJHL games last season with the Quebec Remparts and Rouyn-Noranda Huskies, posting 29 goals and 63 points to go along with a +17 rating and 14 penalty minutes...Skated in 6 games with Quebec, posting 3 goals and 10 points before being traded to Rouyn-Noranda on 11/21...Appeared in 27 games with the Huskies, registering 26 goals and 53 points to go along with a +18 rating and 12 penalty minutes...Ranked 5th on the Huskies for goals and 7th for points...Skated in 14 playoff games with Rouyn-Noranda, recording 9 goals and 24 points to go along with 10 penalty minutes and a +8 rating...Ranked 2nd on the Huskies for playoff points and assists (15) and was tied for 2nd for goals...Ranked tied for 1st on the Huskies in playoff plus/minus...Missed the beginning of the season due to off-season shoulder surgery...**2011-12:** Played in 18 games with CSKA Moscow of the KHL, recording 1 goal and 5 points...Appeared in 23 games with CSKA's junior team (MHL), registering 24 goals and 43 points...Played in 7 postseason games with CSKA-2, recording 3 goals and 4 points...2010-11: Played in 41 games with CSKA-2, recording 27 goals and 58 points to go along with 81 penalty minutes...Played in 8 games with CSKA (KHL), notching 2 assists...**International Career:** Has represented Russia on 3 occasions in international play and has won medals each time...**2013:** Skated for Russia at the World Junior championships, helping them win the Bronze Medal...Appeared in 7 games, recording 5 goals and 8 points to go along with 2 penalty minutes...**2012:** Appeared in 7 games for Russia at the World Junior Championships, registering 2 goals and 7 points, helping them capture the Silver Medal...**2011:** Represented Russia at the U-18 World Championships, skating in 7 games as his native country captured the Bronze Medal...Skated in 7 games, recording 11 goals and 21 points to go along with 6 penalty minutes.

CAREER STATISTICS

REGULAR SEASON									PLAYOFFS				
SEASON	TEAM	LEAGUE	GP	G	A	TP	+/-	PIM	GP	G	A	TP	PIM
2010-11	CSKA 2	MHL	41	27	31	58	-	81	-	-	-	-	-
	CSKA	KHL	8	0	2	2	-	0	-	-	-	-	-
	RUSSIA	U18	7	11	10	21	-	6	-	-	-	-	-
2011-12	CSKA	KHL	18	1	4	5	-	4	-	-	-	-	-
	CSKA-2	MHL	23	24	19	43	-	40	7	3	1	4	0
	RUSSIA	WJC	7	2	5	7	-	2	-	-	-	-	-
2012-13	QUEBEC	QMJHL	6	3	7	10	-	2	-	-	-	-	-
	ROUYN-NORANDA	QMJHL	27	26	27	53	-	18	14	9	15	24	10
	RUSSIA	WJC	7	5	3	8	-	2	-	-	-	-	-
2013-14	SYRACUSE	AHL	17	13	11	24	-	10	-	-	-	-	-
	TAMPA BAY	NHL	52	9	9	18	3	14	2	1	0	1	0
2014-15	TAMPA BAY	NHL	82	29	36	65	38	37	26	10	12	22	14
2015-16	TAMPA BAY	NHL	77	30	36	66	9	30	17	11	8	19	8
2016-17	TAMPA BAY	NHL	74	40	45	85	13	38	-	-	-	-	-
	RUSSIA	WCUP	4	2	1	3	-	0	-	-	-	-	-
	RUSSIA	WC	10	7	8	15	-	8	-	-	-	-	-
2017-18	TAMPA BAY	NHL	80	39	61	100	15	42	17	7	10	17	10
2018-19	TAMPA BAY	NHL	82	41	87	128	24	62	3	0	2	2	19
	RUSSIA	WC	10	6	10	16	-	4	-	-	-	-	-
2019-20	TAMPA BAY	NHL	68	33	52	85	26	38	25	7	27	34	22
2020-21	TAMPA BAY	NHL	-	-	-	-	-	-	23	8	24	32	14
2021-22	TAMPA BAY	NHL	47	25	44	69	1	22	23	8	19	27	14
2022-23	TAMPA BAY	NHL	82	30	83	113	-2	36	6	1	5	6	11
NHL TOTALS			644	276	453	729	127	319	142	53	107	160	112

HIGHLIGHTS

- GOALS:

Game: 3 (4x, Last: 1/11/22 at BUF)

Season: 41 (2018-19)

Multi-Goal Games: 36

In 2022-23: 3

Hat Tricks: 4

Streak: 8 (4/14-4/28/22, 10g)

In 2022-23: 6 (10/25-11/5/22, 6g)
- ASSISTS:

Game: 4 (12/22/18 at EDM)

Season: 87 (2018-19)

Streak: 8 (2/18-3/4/23, 10a)

In 2022-23: 8 (2/18-3/4/23, 10a)
- POINTS:

Game: 5 (3x, Last: 4/24/22 at FLA)

Season: 128 (2018-19)

Multi-Point Games: 204

In 2022-23: 33

Streak: 19 (1/14-2/29/20, 14g, 17a)

In 2022-23: 11 (2x, Last: 1/18-2/14/23, 4g, 12a)

- SHOOTOUT STATISTICS:

Career: 12/43 (27.9%)

In 2022-23: 0-4 (0%)

- MOST PIM IN A GAME:

15 (3/14/15 vs. WPG)

- MOST SHOTS IN A GAME:

11 (2/17/18 vs. NJD)

TRANSACTIONS

Re-signed by the Bolts to an eight-year contract extension on July 10, 2018...Re-signed by the Lightning to a three-year contract on October 11, 2016...Signed an entry level contract with Tampa Bay on September 10, 2012.

NHL AND LIGHTNING FIRSTS


- GAME:

11/25/13 vs. NYR
- GOAL:

11/25/13 vs. NYR (Lundqvist)
- ASSIST:

12/23/13 at FLA





MOTTE
VS. THE NHL

	GP	G	A	P
ANA	12	0	1	1
ARI	10	1	1	2
BOS	7	1	2	3
BUF	12	0	2	2
CGY	15	2	0	2
CAR	9	1	1	2
CHI	8	0	0	0
COL	8	1	1	2
CBJ	10	2	2	4
DAL	10	1	4	5
DET	9	1	0	1
EDM	13	5	0	5
FLA	9	2	4	6
LAK	12	2	0	2
MIN	8	1	1	2
MTL	17	2	2	4
NSH	11	1	2	3
NJD	13	0	1	1
NYI	10	0	0	0
NYR	12	2	1	3
OTT	15	6	2	8
PHI	9	0	1	1
PIT	12	1	2	3
SJS	12	0	1	1
SEA	2	2	1	3
STL	9	0	2	2
TBL	9	4	1	5
TOR	12	3	1	4
VAN	3	0	0	0
VGK	9	0	0	0
WSH	10	1	2	3
WPG	14	1	0	1

64 TYLER
MOTTE

POSITION	Center	BORN	March 10, 1995 (St. Clair, Michigan)
HEIGHT	5-10	ACQUIRED	Signed as a free agent to a one-year contract on September 9, 2023
WEIGHT	192	SEASON	NHL – 8th, Lightning – 1st
SHOOTS	Left		

2022-2023 SEASON

Played 62 games last season between the Ottawa Senators and the New York Rangers, scoring eight goals and recording career highs for assists (11) and scoring (19 pts.)...He started the season with Ottawa and played 38 games, posting three goals and six assists and led all Senators forwards for blocked shots per 60 minutes (5.01) before being traded to the Rangers on February 19 for forward Julien Gauthier and a conditional seventh-round selection in the 2023 NHL Draft...Skated in 24 regular season games with the Rangers and tallied five goals and five assists...Also played in all seven of the Rangers' first-round playoff games against the New Jersey Devils and posted 10 shots and 12 penalty minutes.

CAREER

2021-22 SEASON: Played in 58 teams between the NHL and AHL... games between the Vancouver Began the season with the Columbus Canucks (49 GP) and New York Blue Jackets and played in 31 games Rangers (9 GP) and tallied seven and accumulated three goals and goals and 15 points, all coming with five points...Played in 17 games with the Canucks...Also saw action in 15 Columbus' AHL affiliate, the Cleveland playoff games with the Rangers and Monsters...Tallied nine goals and 11 points in addition to logging 25 penalty minutes...Traded to Vancouver where he scored six goals and added three assists for nine points...Ranked eighth among Canucks forwards for goals and points...Logged 14 penalty minutes, 10th most among Canucks forwards...**2019-20:** Skated in 34 regular season games for the Canucks and posted four goals and eight points...Ranked T-13th among Canucks forwards in scoring...Ranked 2nd among Canucks forwards for hits with 118...Blocked 37 shots to rank 6th among Canucks forwards... Also played in 17 playoff games with Vancouver where he totaled four goals and five points...**2018-19:** Played in 74 games with the Canucks and tallied nine goals and 16 points...Ranked among team leaders in goals (T-9th), points (T-13th), blocked shots (8th), hits (1st) and takeaways (5th).. **2017-18:** Saw action with four different Rockford and scored two goals.

CAREER STATISTICS

		REGULAR SEASON								PLAYOFFS					
SEASON	TEAM	LEAGUE	GP	G	A	TP	+/-	PIM		GP	G	A	TP	PIM	
2013-14	MICHIGAN	NCAA	34	9	9	18	9	22		-	-	-	-	-	
2014-15	MICHIGAN	NCAA	35	9	22	31	1	14		-	-	-	-	-	
	USA-U20	WJC	5	0	1	1	1	2		-	-	-	-	-	
2015-16	MICHIGAN	NCAA	38	32	24	56	28	36		-	-	-	-	-	
	ROCKFORD	AHL	5	2	3	5	4	2		3	2	0	2	0	
	USA	WC	10	1	2	3	0	0		-	-	-	-	-	
2016-17	CHICAGO	NHL	33	4	3	7	2	14		-	-	-	-	-	
	ROCKFORD	AHL	43	10	6	16	-19	20		-	-	-	-	-	
2017-18	COLUMBUS	NHL	31	3	2	5	-3	2		-	-	-	-	-	
	CLEVELAND	AHL	17	9	2	11	-4	25		-	-	-	-	-	
	VANCOUVER	NHL	15	2	0	2	-1	4		-	-	-	-	-	
	UTICA	AHL	2	0	0	0	-2	2		5	2	0	2	2	
2018-19	VANCOUVER	NHL	74	9	7	16	-12	10		-	-	-	-	-	
2019-20	VANCOUVER	NHL	34	4	4	8	-10	10		17	4	1	5	2	
2020-21	VANCOUVER	NHL	24	6	3	9	0	14		-	-	-	-	-	
2021-22	VANCOUVER	NHL	49	7	8	15	3	22		-	-	-	-	-	
	NY RANGERS	NHL	9	0	0	0	-1	0		15	2	0	2	4	
2022-23	OTTAWA	NHL	38	3	6	9	1	4		-	-	-	-	-	
	NY RANGERS	NHL	24	5	5	10	2	2		7	0	0	0	12	
NHL TOTALS			331	43	38	81	-19	82		39	6	1	7	18	

HIGHLIGHTS

GOALS:	
Game:	2 (3x, Last: 4/5/23 vs TBL)
Season:	9 (2018-19)
Multi-Goal Games:	3
In 2022-23:	1
Hat Tricks:	None
Streak:	(7x, Last: 3/19-3/21/23, 2g)
In 2022-23:	3/19-3/21/23, 2g

ASSISTS:	
Game:	1 (38x, Last: 4/8/23 at CBJ)
Season:	11 (2022-23)
Streak:	4 (10/18-10/24/22, 4a)
In 2022-23:	4 (10/18-10/24/22, 4a)

POINTS:	
Game:	2 (7x, Last: 4/5/23 vs TBL)
Season:	19 (2022-23)
Multi-Point Games:	7
In 2022-23:	3
Streak:	4 (10/18-10/24/22, 2g, 4a)
In 2022-23:	4 (10/18-10/24/22, 2g, 4a)

SHOOTOUT STATISTICS:	
Career:	0-0 (0%)
In 2022-23:	0-0 (0%)

MOST PIM IN A GAME:	
6 (10/24/16 vs CGY)	

MOST SHOTS IN A GAME:	
7 (4/5/23 vs TBL)	

NHL FIRSTS

GAME: NHL – 10/12/16 vs STL

GOAL: NHL – 10/21/16 at CBJ

ASSIST: NHL – 10/12/16 vs STL

TRANSACTIONS

Signed as a free agent to a one-year contract with the Lightning on 9/9/23...Traded from the Ottawa Senators to the New York Rangers in exchange for Julien Gauthier and a conditional seventh round draft pick in the 2023 draft on February 19, 2023...Signed a one-year contract with the Senators on September 14, 2022...Traded from the Vancouver Canucks to the Rangers in exchange for a fourth round pick in the 2023 draft on March 21, 2022...Re-signed a two-year contract with the Vancouver Canucks on October 9, 2020...Signed a one-year contract with the Canucks on July 2, 2019...Traded from the Columbus Blue Jackets to the Vancouver Canucks along with Jussi Jokinen in exchange for Thomas Vanek...Traded from the Chicago Blackhawks to the Columbus Blue Jackets along with Artemi Panerin in exchange for Brandon Saad, Anton Forsberg and a 2018 fifth round pick...Signed a three-year contract with the Chicago Blackhawks on April 6, 2016...





PAUL
VS. THE NHL

	GP	G	A	P
ANA	8	2	2	4
ARI	7	2	0	2
BOS	16	2	2	4
BUF	15	1	5	6
CGY	15	3	6	9
CAR	12	3	3	6
CHI	5	2	3	5
COL	6	0	1	1
CBJ	13	2	2	4
DAL	7	2	1	3
DET	11	0	3	3
EDM	15	2	1	3
FLA	12	3	3	6
LAK	7	0	2	2
MIN	8	2	0	2
MTL	21	2	4	6
NSH	5	1	1	2
NJD	8	2	3	5
NYI	13	1	1	2
NYR	9	1	1	2
OTT	3	0	1	1
PHI	8	2	1	3
PIT	11	2	0	2
SJS	7	3	2	5
SEA	3	1	0	1
STL	6	2	1	3
TBL	9	0	0	0
TOR	19	2	3	5
VAN	15	0	3	3
VGK	6	0	0	0
WSH	12	2	2	4
WPG	16	4	4	8

NICK
20 PAUL

POSITION	Left Wing	BORN	June 25, 1998 (Nizhnekamsk, Russia)
HEIGHT	6-3	ACQUIRED	From Ottawa in exchange for F Mathieu Joseph and a 2024 4th Rd. pick on March 20, 2022
WEIGHT	229	SEASON	NHL - 9th, Lightning - 3rd
SHOOTS	Left		

2022-2023 SEASON

Skated in 80 games, scoring a career-high 17 goals and matching his career high for points (32)...Registered a career-long, five-game point streak from October 26 to November 5 (3-3-6 pts.)...Ranked second on the Lightning for faceoff wins (495) and takeaways (60)...Ranked T-3rd on the Lightning for game-winning goals...Maintained a shooting percentage of 14.2% to rank 5th among Lightning skaters...Scored his third career shorthanded goal January 3 at Chicago...Steven Stamkos earned his 1,000th career point on an assist to Paul on December 1 at Philadelphia...**2023 Playoffs:** Skated in 6 games and recorded one goal...Ranked 2nd on the Bolts for faceoff win percentage (58.9%).

CAREER

2021-22 SEASON: Notched 16 goals and 32 points in 80 games between Ottawa and Tampa Bay...Posted career highs for goals, assists (16), scoring and games...Began the season in Ottawa where he Supplied 11 goals and 18 points in 59 games...Traded to Tampa Bay in exchange for F Mathieu Joseph and a 2024 4th Rd. draft pick on March 20...Skated in 20 regular season games with the Lightning and posted 5 goals and 14 points...Scored a goal in his Tampa Bay debut March 22 at CAR...Recorded a career-long 4-game point streak Apr. 21-26 (2-3-5 pts.)...Ranked third on the Lightning for average shorthanded time on ice among forwards (1:54)...Netted his second career shorthanded goal Apr. 24 at Florida...**2022 Playoffs:** Skated in all 23 playoff games with the Lightning, scoring 5 goals and recording 9 points...Made his NHL playoff debut Game 1 of 1st Rd. at Toronto...Scored his first career playoff goals in Game 7 of 1st Rd. at Toronto, supplying the Lightning with both of their goals and the series-clincher...Netted his first career Stanley Cup Final goal in his first career Stanley Cup Final contest Game 1 at Colorado...Notched the game-winning goal in Game 3 of the Stanley Cup Final vs. Colorado...Finished third in the NHL playoffs for penalties drawn (9)...**2020-21:** Played in all 56 regular season games with Ottawa and recorded 5 goals and 20 points...Was one of five Ottawa skaters to appear in every regular season contest...Tied for first among all NHL skaters for shorthanded assists (3) and tied for third in the League for shorthanded points (4)...Scored his first career shorthanded goal Feb. 15 at Toronto...Led all Senators for plus/minus (min. 21 games) at plus-5...Named alternate captain April 12...Recognized as the Senators' nominee for the 2020-21 Bill Masterton Trophy...Represented Team Canada at the 2021 IIHF World Hockey Championship and recorded 2 goals and 4 points in 10 games, including game-winning overtime goal in the gold medal game to give Canada a 3-2 OT win June 6 over Finland...**2019-20:** Spent his fifth professional season primarily in the NHL for the first time...Started the season with AHL Belleville and registered a goal and 4 points in 3 contests...Recalled to Ottawa Oct. 14 and remained with the Senators the rest of the season...Notched 9 goals and 20 points in 56 games with the Senators...**2018-19:** Spent the majority of the season with AHL Belleville, where he recorded 16 goals and 39 points in 43 contests...Ranked fourth on Belleville for scoring while leading the team in game-winning goals (five), overtime tallies (two) and plus/minus

(+20)...Played 20 games for Ottawa, notching a goal and two points...**2017-18:** Skated primarily in the AHL appearing in 54 games with Belleville (AHL) ... Tied for second on Belleville for goals (14) ... Led Belleville with a career-high seven power-play goals and also established a new career-high in penalty minutes (40) ... Was recalled to Ottawa on three separate occasions and appeared in 11 games for the Senators ... Recorded the first hat-trick of his professional career in Belleville's 4-3 home loss vs. Laval on 2/24/18...**2016-17:** Spent the majority of the season with Binghamton (AHL)...Was one of only two Binghamton players to appear in at least 70 of the team's games...Was recalled to Ottawa on one occasion and dressed for the team's season finale on April 9 at NY Islanders...**2015-16:** Made his professional debut with Binghamton (AHL) recording 17 points (six goals, 11 assists) and 10 penalty minutes over 45 games ... Played his first professional game in the B-Sens' season-opening 4-1 home win over Albany on 10/10/15 and registered his first pro point (an assist) in that contest ... Ranked first among B-Sens rookies in scoring despite appearing in only 45 of the club's 76 regular season games ... Was recalled to Ottawa (NHL) on two occasions; did not see any game action following his 2/6/16 recall ... Remained with Ottawa for the duration of the season following his second recall on 2/11/16 ... Made his NHL debut in a 2-1 Senators home shootout win over Buffalo on 2/16/16 registering 10:54 time-on-ice and one shot ... Helped Ottawa to an eventual 4-1 win in the team's final visit to Rexall Place when he opened the night's scoring by recording his first NHL goal 2/23/16 at Edmonton...**2014-15:** Completed his third season of major junior hockey with the OHL's North Bay Battalion establishing new major junior career highs in goals (37), assists (29) and points (66)...Recorded the first two hat-tricks of his major junior career in Battalion home wins over Barrie (4-1 on 10/13/14) and Sarnia (8-5 on 11/2/14) respectively ... Recorded three points (three goals) and registered two penalty minutes while appearing in each of Canada's seven tournament games at the 2015 IIHF World Junior Championship in Toronto and Montreal ... Helped Team Canada capture the gold medal with a 3-0 win (a game in which he scored the team's second goal) on 1/5/15 at Air Canada Centre ... Signed a three-year entry-level contract with Ottawa on 12/20/14 ... Was named the recipient of the Dan Snyder Trophy as the OHL's Humanitarian of the Year on 5/28/15.

CAREER STATISTICS

		REGULAR SEASON								PLAYOFFS					
SEASON	TEAM	LEAGUE	GP	G	A	TP	+/-	PIM		GP	G	A	TP	PIM	
2012-13	BRAMPTON	OHL	66	12	16	28	6	21		5	0	1	1	0	
2013-14	NORTH BAY	OHL	67	26	20	46	12	39		22	12	6	18	10	
2014-15	NORTH BAY	OHL	58	37	29	66	25	49		15	7	8	15	6	
	CANADA	WJC-U20	7	3	0	3	-	2		-	-	-	-	-	
2015-16	BINGHAMTON	AHL	45	6	11	17	-4	10		-	-	-	-	-	
	OTTAWA	NHL	24	2	3	5	-3	6		-	-	-	-	-	
2016-17	BINGHAMTON	AHL	72	15	22	37	-17	30		-	-	-	-	-	
	OTTAWA	NHL	1	0	0	0	-2	0		-	-	-	-	-	
2017-18	BELLEVILLE	AHL	54	14	13	27	-17	40		-	-	-	-	-	
	OTTAWA	NHL	11	1	0	1	-4	0		-	-	-	-	-	
2018-19	BELLEVILLE	AHL	43	16	23	39	20	29		-	-	-	-	-	
	OTTAWA	NHL	20	1	1	2	-10	4		-	-	-	-	-	
2019-20	BELLEVILLE	AHL	3	1	3	4	4	0		-	-	-	-	-	
	OTTAWA	NHL	56	9	11	20	0	24		-	-	-	-	-	
2020-21	OTTAWA	NHL	56	5	15	20	5	19		-	-	-	-	-	
	CANADA	WC	10	2	2	4	-	4		-	-	-	-	-	
2021-22	OTTAWA	NHL	59	11	7	18	-18	22		-	-	-	-	-	
	TAMPA BAY	NHL	21	5	9	14	4	17		23	5	4	9	6	
2022-23	TAMPA BAY	NHL	80	17	15	32	11	33		6	1	0	1	2	
NHL TOTALS			328	51	61	112	-17	125		29	6	4	10	8	

HIGHLIGHTS

GOALS:	
Game:	2 (6x, Last: 12/1/22 at PHI)
Season:	17 (2022-23)
Multi-Goal Games:	6
In 2022-23:	2
Hat Tricks:	None
Streak:	2 (11/21-11/25/22, 3g)
In 2022-23:	2 GP (3x, Last: (11/21-11/25/22, 3g)

ASSISTS:	
Game:	3 (4/1/22 vs. CHI)
Season:	16 (2021-22)
Streak:	3 (10/26-11/1/22, 3a)
In 2022-23:	3 (10/26-11/1/22, 3a)

POINTS:	
Game:	3 (2x, Last 4/1/22 vs. CHI)
Season:	32 (2022-23)
Multi-Point Games:	18
In 2022-23:	7
Streak:	5 (10/26-11/5/22, 3g, 3a)
In 2022-23:	5 (10/26-11/5/22, 3g, 3a)

SHOOTOUT STATISTICS:	
Career:	0-1 (0%)
In 2022-23:	0-1 (0%)
MOST PIM IN A GAME:	10 (4/21/22 vs. TOR)

MOST SHOTS IN A GAME:	6 (4x, Last: 10/21/21 vs. SJS)
-----------------------	--------------------------------

NHL AND LIGHTNING FIRSTS

GAME:	NHL - 2/16/16 vs. BUF Lightning - 3/22/22 at CAR
GOAL:	NHL - 2/23/16 at EDM (Talbot) Lightning - 3/22/22 at CAR (Andersen)
ASSIST:	NHL - 2/18/16 vs. CAR Lightning - 4/1/22 vs. CHI

TRANSACTIONS

Signed by Tampa Bay to a 7-year contract July 1, 2022...Traded to Tampa Bay in exchange for F Mathieu Joseph and a 2024 4th Rd. pick March 20, 2022...Re-signed to a 2-year contract by Ottawa Oct. 14, 2020...Re-signed by Ottawa to a 1-year contract July 2, 2019...Re-signed by Ottawa to a 1-year contract July 16, 2018...Signed a 3-year, entry-level contract with Ottawa Dec. 21, 2014... Acquired by Ottawa from Dallas along with forwards Alex Chiasson and Alex Guptill and the Stars' 2015 2nd Rd. pick in exchange for forwards Jason Spezza and Ludwig Karlsson on July 1, 2014.





PERBIX
VS. THE NHL

	GP	G	A	P
ANA	2	0	4	4
ARI	2	0	0	0
BOS	3	0	0	0
BUF	4	1	1	2
CGY	1	0	0	0
CAR	3	0	0	0
CHI	2	0	0	0
COL	1	0	0	0
CBJ	2	0	0	0
DAL	2	0	0	0
DET	4	0	1	1
EDM	1	0	1	1
FLA	4	0	0	0
LAK	2	0	3	3
MIN	2	0	0	0
MTL	3	0	1	1
NSH	1	0	0	0
NJD	2	0	0	0
NYI	3	0	0	0
NYR	2	0	0	0
OTT	3	0	0	0
PHI	3	0	0	0
PIT	2	0	0	0
SJS	2	0	0	0
SEA	1	0	0	0
STL	1	1	1	2
TOR	3	1	0	1
VAN	1	0	2	2
VGK	2	0	0	0
WSH	3	2	1	3
WPG	2	0	0	0

NICK
48 PERBIX

POSITION	Defense	BORN	June 15, 1998 (Elk River, Minnesota)
HEIGHT	6-3	ACQUIRED	Selected in the sixth round, 169th overall, at the 2017 NHL Entry Draft
WEIGHT	202	SEASON	NHL – 2nd, Lightning – 2nd
SHOOTS	Right		

2022-2023 SEASON

Notched five goals and 20 points in 69 games during his rookie NHL season...Made his NHL debut October 18 vs. Philadelphia...Ranked third among Lightning defensemen for goals, assists (15) and scoring...Ranked tied for second among rookie NHL defensemen for goals...Ranked fifth among rookie NHL defensemen for assists and scoring...Recorded his first NHL point (assist) October 26 at Anaheim...Scored his first NHL goal after netting the game-winner November 5 vs. Buffalo...Ranked fifth on the Bolts for blocked shots (65)...Finished third among Lightning defensemen for power-play time on ice (13:48)...Recorded three-assist games on January 28 vs. Los Angeles and February 21 vs. Anaheim to become the first Tampa Bay defensemen with multiple three-point games in his rookie season...Started the season with AHL Syracuse and played two games before being recalled to Tampa Bay...**2023 Playoffs:** Skated in all six playoff games, tallying three assists, ranking tied for first among Lightning defensemen for assists and scoring (3 pts.)...Posted an assist in Games 1, 4 and 5 of a First Round series vs. Toronto...Made his Stanley Cup Playoffs debut in Game 1 of a First Round series vs. Toronto...Recorded 11 blocked shots in the postseason, finishing tied for third on the Bolts.

CAREER

2021-22 SEASON: Played 31 games in his senior season at St. Cloud State, recording six goals and 31 points...Led the Huskies with 25 assists...Finished second on St. Cloud for scoring and first among blueliners...Named First Team All-NCHC...Was a Hobey Baker Award nominee...Also skated in 12 games with AHL Syracuse and recorded two goals and eight points...Made his professional debut April 6, 2022 at the Toronto Marlies...Tallied his first pro point (assist) in his second pro game April 8, 2022 (assist) in his second pro game April 8, 2022 vs. Springfield...Scored his first pro goal April 16, 2022 vs. the Toronto Marlies...Posted points in six of the Crunch's final seven regular season contests (2 goals, 4 assists)...Appeared in five Calder Cup Playoff contests, recording an assist and a plus-three rating...**2020-21:** Appeared in 31 games and posted seven goals and 23 points...Led the Huskies for assists (16)...Finished tied for fourth nationally among defensemen for scoring and fourth for goals...Took 84 shots, tied for third among NCAA defensemen...Named Second Team All-NCHC...Runner-up for NCHC Offensive Defenseman of the Year...Earned Third Team All-USCHO honors...Garnered NCHC Frozen Faceoff All-Tournament Team and NCAA Northeast Region All-Tournament Team honors in the

postseason...**2019-20:** Played in 34 games at St. Cloud St. and notched four goals and 15 points...Named to the All-NCHC Academic Team...Selected to the 2019 Mariucci Classic All-Tournament Team...**2018-19:** Played in 39 games as a rookie at St. Cloud State and recorded five goals and 20 points...Finished with a plus-24 rating and 52 blocked shots...Notched his first collegiate point with an assist at the University of Alaska Fairbanks on October 13, 2018...Named to the 2019 All-NCHC Rookie Team and All-NCHC Academic Team...Received St. Cloud State's Roland Vandell Award for the team's outstanding rookie...**2017-18:** Skated for the Omaha Lancers of the USHL and recorded four goals, 29 points and a plus-19 rating...Ranked seventh overall on the Lancers for scoring and first among defensemen...Ranked fifth on the Lancers for assists and first among defensemen...Finished tied for first among Omaha blueliners for goals...Also posted two assists in four playoff contests, ranking tied for first on the team...**International Career:** Skated in 10 games for Team USA at the 2023 IIHF Men's World Championship and tallied two goals, four points and a plus-10 rating...Competed for Team USA at the 2022 Olympics and posted an assist in a quarterfinal contest.

CAREER STATISTICS

		REGULAR SEASON								PLAYOFFS				
SEASON	TEAM	LEAGUE	GP	G	A	TP	+/–	PIM		GP	G	A	TP	PIM
2017-18	OMAHA	USHL	56	4	25	29	19	38		4	0	2	2	14
2018-19	ST. CLOUD STATE	NCAA	39	5	15	20	24	16		-	-	-	-	-
2019-20	ST. CLOUD STATE	NCAA	34	4	11	15	-12	25		-	-	-	-	-
2020-21	ST. CLOUD STATE	NCAA	31	7	16	23	8	16		-	-	-	-	-
2021-22	ST. CLOUD STATE	NCAA	31	6	25	31	3	14		-	-	-	-	-
	SYRACUSE	AHL	12	2	6	8	0	2		5	0	1	1	0
2022-23	TAMPA BAY	NHL	69	5	15	20	11	22		6	0	3	3	0
	SYRACUSE	AHL	2	0	0	0	-3	0		-	-	-	-	-
NHL TOTALS			69	5	15	20	11	22		6	0	3	3	0

HIGHLIGHTS

GOALS:
Game: 1 (5x, Last: 4/11/23 vs. TOR)
Season: 5 (2022-23)
Multi-Goal Games: None
In 2022-23: None
Hat Tricks: None
Streak: 2 (11/11-11/13/22, 2g)
In 2022-23: 2 (11/11-11/13/22, 2g)

ASSISTS:
Game: 3 (2x, Last: 2/21/23 vs. ANA)
Season: 15 (2022-23)
Streak: 2 (1/12-1/14/23, 3a)
In 2022-23: 2 (1/12-1/14/23, 3a)

POINTS:
Game: 3 (2x, Last: 2/21/23 vs. ANA)
Season: 20 (2022-23)
Multi-Point Games: 5
In 2022-23: 5
Streak: 4 (11/5-11/13/22, 3g, 2a)
In 2022-23: 4 (11/5-11/13/22, 3g, 2a)

SHOOTOUT STATISTICS:
Career: 0-0 (0%)
In 2022-23: 0-0 (0%)

MOST PIM IN A GAME:
4 (12/28/22 vs. MTL)

MOST SHOTS IN A GAME:
7 (1/10/23 vs. CBJ)

NHL AND LIGHTNING FIRSTS


GAME: 10/18/22 vs. PHI


GOAL: 11/5/22 vs. BUF (Comrie)

ASSIST: 10/26/22 at ANA

TRANSACTIONS

Re-signed to a two-year contract by Tampa Bay January 2, 2023...Signed a one-year contract with Tampa Bay March 31, 2022...Selected by Tampa Bay in the sixth round, 169th overall, at the 2017 NHL Entry Draft





POINT
VS. THE NHL

	GP	G	A	P
ANA	11	5	2	7
ARI	11	4	4	8
BOS	23	8	8	16
BUF	22	10	12	22
CGY	11	3	5	8
CAR	24	10	11	21
CHI	19	11	14	25
COL	12	5	6	11
CBJ	23	13	14	27
DAL	20	8	5	13
DET	31	18	13	31
EDM	11	3	9	12
FLA	29	19	12	31
LAK	10	3	5	8
MIN	10	4	2	6
MTL	22	8	9	17
NSH	19	6	13	19
NJD	17	7	15	22
NYI	17	6	11	17
NYR	16	6	8	14
OTT	20	12	11	23
PHI	13	7	5	12
PIT	17	8	6	14
SJS	11	3	8	11
SEA	3	1	3	4
STL	10	7	5	12
TOR	19	5	6	11
VAN	11	4	7	11
VGK	8	5	2	7
WSH	18	6	7	13
WPG	11	3	7	10

21
BRAYDEN
POINT

POSITION	Center	BORN	March 13, 1996 (Calgary, Alberta)
HEIGHT	5-10	ACQUIRED	Selected by the Lightning in the third round, 79th overall, at the 2014 NHL Draft
WEIGHT	178	SEASON	NHL - 8th, Lightning - 8th
SHOOTS	Right		

2022-2023 SEASON

Notched 95 points in 82 games, setting a career high for goals with 51...Led the Lightning in goals and ranked 2nd in scoring...One of three Bolts to play in all 82 games...Ranked 5th in the NHL for goals and 1-5th for game-winning goals (9)...Ranked 3rd on the Bolts for shots on goal with 235...Scored 20 power-play goals to lead the Lightning and ranked T-3rd in the NHL...Finalist for the Lady Byng Memorial Trophy...Scored the 200th goal of his career on February 21 versus Anaheim...Set a Lightning franchise record with goals in nine consecutive home games from December 6, 2022 to January 10, 2023...Ranked 2nd in the NHL for shooting percentage (21.7%)...Ranks fifth in Lightning franchise history for career goals (218) and eighth for career scoring (463 pts.)...One game shy of 500 career NHL games...**2023 Playoffs:** Saw action in six playoff games for the Lightning, tallying two goals and four points.

CAREER

2021-22 SEASON: Recorded 28 goals and 58 points in 66 games, ranking second on the Lightning for goals and fifth for scoring...Notched 50+ points for the fourth time in his six NHL seasons...Scored 10 power-play goals to rank second on the Lightning...Was third on the Bolts with 176 shots...Set career high for penalty minutes (33) and hits (75)...Played in his 400th career game March 24 at Boston...Recorded his 201st career assist Apr. 24 at Florida to pass Tyler Johnson and move into 10th place among Tampa Bay's all-time assist leaders... Ranked second among Tampa Bay forwards for average time on ice (19:28) and third for average power-play time on ice (3:36)...Missed a month of the season (14 games from Nov. 21-Dec. 21) due to an upper-body injury...**2022 Playoffs:** Skated in 9 playoff games, recording 2 goals and 5 points...Missed all of the 2nd Rd. vs. Florida and Eastern Conference Final vs. NY Rangers due to a lower-body injury...Returned for Games 1 and 2 of the Stanley Cup Final versus Colorado before missing the final four games due to a lower-body injury...Scored the OT game-winning goal in Game 6 of the 1st Rd. versus Toronto to become the second player in TBL history to score an OT goal in an elimination game...**2020-21:** Played in all 56 games for the Lightning, 1 of 5 Bolts players to appear in every game, posting 23 goals and 48 points...Led the team for both goals and points...Recorded a Lightning season long-tying 7 game point streak (4 goals, 7 assists) from January 30 through February 11...Ranks tied for 1st on the team for game-winning goals with 6 and was 3rd for power play goals with 6...**2021 Playoffs:** Appeared in 23 postseason games, recording 14 goals and 23 points to go along with 8 penalty minutes...Led the NHL for goals with 14 and power-play goals (7), and was 2nd for points...Finished tied for 1st for game-winning tallies with 3...Recorded a 9-game point streak from Game 3 vs. Carolina through Game 6 at NY Islanders, the 2nd longest in NHL playoff history, posting 9 goals and 4 assists)...**2019-20:** Played in 66 games with the Lightning, posting 25 goals and 64 points to go along with a +28 rating...Ranked 3rd on the Bolts for points and 4th for goals...His career-high +28 rating ranked tied for 1st on the team and tied for 5th in the NHL...Posted a career-best 11-game point streak (3 goals, 12 assists) from Jan. 29-Feb. 17...**2020 Playoffs:** Appeared in 23 Stanley Cup Playoff games, posting 14 goals and 33 points to go along with a +12 rating and 10 penalty minutes...Led the NHL for goals and was 2nd for points...Ranked tied for 2nd in the NHL with 4 power-play goals...Netted the game-winning goal in the 5th overtime period against the Columbus Blue Jackets in Game 1 of their 1st round series...Finished the Stanley Cup Final against Dallas on a 5-game point streak (5 goals, 3 assists)...**2018-19:** Played in 79 games, registering 41 goals and 92 points to go along with 28 penalty minutes...Ranked 2nd on the Lightning for goals, 3rd for assists and points...Ranked tied for 6th in the NHL for goals and 12th for points...Led NHL for power-play goals with 20 and is tied for 6th for power-play points (35)...Ranked 2nd in the NHL for shooting percentage (21.5%)...Set career highs for goals, assists and points...2019 Playoffs: Appeared in 4 Stanley Cup Playoff games, posting a goal and 5 penalty minutes...**2017-18:** Played in all 82 games with the Lightning, recording 32 goals

and 66 points to go along with 24 penalty minutes...Ranked tied for 1st in the NHL with 12 game-winning goals and 2nd in the league for overtime goals with 4...Ranked 2nd on the Bolts for shots on goal (217) and goals...Ranked 3rd on the Lightning for points and plus/minus (+18)...Set career highs for games played, goals, assists and points...Named to his 1st NHL All-Star Game...Appeared in 17 Stanley Cup Playoff games, posting 7 goals and 16 points to go along with 10 penalty minutes...Ranked tied for 2nd on the team for points and was tied for the team lead with 7 goals...Recorded 3 goals and 6 points in the Eastern Conference Final against Washington, including 3 multi-point games...Matched Lightning franchise record for points in a playoff game, tallying a goal and 4 points in Game 2 versus Boston...**2016-17:** Played in 68 games with the Lightning during his rookie season, posting 18 goals and 40 points to go along with 14 penalty minutes...Ranked 8th in the NHL among rookies for points and tied for 9th for goals...Notched 5 power-play goals, ranking tied for 5th in the NHL among rookies...Posted career-best 3 point game in season finale against Buffalo, recording 2 goals and a helper...Posted career-long point streak from 2/10-2/19 (3 goals, 2 assists)...Missed 14 games from 12/29-1/26 with upper-body injury...Scored 1st career NHL goal on 11/5 vs. NJD (Schneider)...Made NHL debut on 10/13 vs. DET...Skated in 10 games for Team Canada at the 2017 IIHF World Championships, posting 4 goals and 5 points as Canada earned the Silver Medal...**2015-16:** Played in 48 games for the Moose Jaw Warriors of the Western Hockey League, posting 35 goals and 88 points...Served as captain of the Warriors for the second straight year...Ranked 2nd on Moose Jaw for goals, assists (53) and points, while pacing the club for plus/minus (+24)...Ranked 11th in the WHL for points despite only appearing in 48 games...Skated in 10 WHL playoff games for the Warriors, recording 6 goals and 16 points...Also appeared in 5 games for Team Canada at the World Junior Championships, posting a goal and 5 points...**2014-15:** Skated in 60 games for Moose Jaw, recording a team-best 38 goals and 87 points...Served as captain of the Warriors...Ranked tied for 8th in the WHL for points...Skated in 7 games for Team Canada at the 2015 World Junior Championships, recording 2 goals and 4 points while helping Canada to the Gold Medal...Also played in 9 regular season games for the Crunch, posting 2 goals and 4 points...Made pro/AHL debut with the Crunch on 3/28 vs. Rochester...Skated in 2 Calder Cup Playoff games with the Crunch...**2013-14:** Played in 72 games with Moose Jaw, registering 36 goals and 91 points to go along with 53 penalty minutes...Set career highs for career highs for assists (52) and points...Ranked tied for 12th in the WHL for points...Led the Warriors for goals, assists and points...Served as an assistant captain for Moose Jaw...**2012-13:** Appeared in 67 games in first full season with the Warriors, recording 24 goals and 57 points...Ranked 4th among all rookie skaters for points and was 3rd for both goals and assists...2011-12: Played in 5 regular season games with Moose Jaw, notching a goal and 2 penalty minutes...Also appeared in 14 WHL postseason games, registering 7 goals and 10 points.

CAREER STATISTICS

REGULAR SEASON														PLAYOFFS					
SEASON	TEAM	LEAGUE	GP	G	A	P	+/-	PIM	PPG	SHG	GWG	S		GP	G	A	P	PIM	
2011-12	MOOSE JAW	WHL	5	1	0	1	-	0	-	-	-	-		14	7	3	10	2	
2012-13	MOOSE JAW	WHL	67	24	33	57	-	26	-	-	-	-		-	-	-	-	-	
2013-14	MOOSE JAW	WHL	72	36	55	91	-	53	-	-	-	-		-	-	-	-	-	
2014-15	MOOSE JAW	WHL	60	38	49	87	-	46	-	-	-	-		-	-	-	-	-	
	SYRACUSE	AHL	9	2	2	4	-	2	-	-	-	-		2	0	0	0	0	
2015-16	CANADA	WJC-20	7	2	2	4	-	4	-	-	-	-		-	-	-	-	-	
	MOOSE JAW	WHL	48	35	53	88	-	36	-	-	-	-		10	6	10	16	10	
2016-17	CANADA	WJC-20	5	1	4	5	-	0	-	-	-	-		-	-	-	-	-	
	TAMPA BAY	NHL	68	18	22	40	4	14	5	0	2	122		-	-	-	-	-	
2017-18	CANADA	WC	10	4	1	5	-	0	-	-	-	-		-	-	-	-	-	
	TAMPA BAY	NHL	82	32	34	66	18	24	5	3	12	217		17	7	9	16	10	
2018-19	TAMPA BAY	NHL	79	41	51	92	27	28	20	0	7	191		4	1	0	1	5	
2019-20	TAMPA BAY	NHL	66	25	39	64	28	11	8	0	4	141		23	14	19	33	10	
2020-21	TAMPA BAY	NHL	56	23	25	48	2	11	6	0	6	131		23	14	9	23	8	
2021-22	TAMPA BAY	NHL	66	28	30	58	-5	33	10	0	4	176		9	2	3	5	4	
2022-23	TAMPA BAY	NHL	82	51	44	95	2	7	20	0	9	235		6	2	2	4	2	
NHL TOTALS			499	218	245	463	76	128	74	3	44	1,213		82	40	42	82	39	

HIGHLIGHTS

GOALS:

Game:	3 (11/12/18 at PIT)
Season:	51 (2022-23)
Multi-Goal Games:	30
In 2022-23:	11
Hat Tricks:	1
Streak:	7 (2/21-3/4/23, 7g)
In 2022-23:	7 (2/21-3/4/23, 7g)

ASSISTS:

Game:	4 (10/30/18 vs. NJD)
Season:	51 (2018-19)
Streak:	9 (1/29-2/13/20, 11a)
In 2022-23:	5 (10/29-11/8/22, 7a)

POINTS:

Game:	5 (10/30/18 vs. NJD)
Season:	95 (2022-23)
Multi-Point Games:	121
In 2022-23:	30
Streak:	12 (1/29-2/22/20, 4g, 12a)
In 2022-23:	7 (2/21-3/4/23, 7g)

SHOOTOUT STATISTICS:

Career:	16/36 (44.4%)
In 2022-23:	1/4 (25%)

MOST PIM IN A GAME:

7 (3x, Last: 1/18/22 at LAK)

MOST SHOTS IN A GAME:

9 (12/6/22 vs. DET)

NHL AND LIGHTNING FIRSTS

GAME: 10/13/16 vs. DET


GOAL: 11/5/16 vs. NJD (Schneider)

ASSIST: 10/15/16 vs. NJD

TRANSACTIONS

Re-signed to an eight-year contract on July 28, 2021...Re-signed by Lightning to a 3-year contract on 9/23/2019...Signed by the Lightning to 3-year entry level contract on 3/26/2015.





RADDYSH
VS. THE NHL

	GP	G	A	P
ARI	1	0	0	0
BOS	1	0	0	0
BUF	1	0	0	0
CAR	1	0	0	0
COL	1	0	0	0
DET	1	0	0	0
FLA	1	0	0	0
MTL	2	0	0	0
NJD	3	0	0	0
NYI	2	0	2	2
NYR	2	1	0	1
OTT	1	0	0	0
PIT	1	0	0	0
TOR	1	0	0	0
WSH	1	0	0	0
WPG	1	0	0	0

43 DARREN
RADDYSH

POSITION	Defense	BORN	February 28, 1996 (Toronto, Ontario)
HEIGHT	6-1	ACQUIRED	Signed as a free agent on July 28, 2021
WEIGHT	195	SEASON	NHL – 3rd, Lightning – 3rd
SHOOTS	Right		

2022-2023 SEASON

Played 17 regular season games, joining the Lightning on March 2 after being recalled from their AHL affiliate in Syracuse and making his season debut that night against Pittsburgh... Skated in 17 of the Bolts' final 22 regular season games...Recorded a goal and three points in the regular season, notching his first career NHL points with two assists April 1 versus the NY Islanders and scoring his first NHL goal his next game April 5 at the NY Rangers... Also skated in 50 games for AHL Syracuse and recorded 13 goals and 51 points...Led all Crunch defensemen for scoring and ranked fourth overall on the Crunch...Ranked tied for third among all AHL blueliners for scoring...Named to the 2022-23 AHL First All-Star Team... Represented the Crunch at the 2023 AHL All-Star Classic...**2023 Playoffs:** Skated in all six of Tampa Bay's games in the 2023 Stanley Cup Playoffs and tallied a goal and an assist... Scored his first career playoff goal Game 3 of the First Round vs. Toronto...Tallied his first career playoff assist Game 6 of the First Round vs. Toronto...Averaged 25:13 time on ice, second most on the Lightning behind only Mikhail Sergachev (26:55)

CAREER

2021-22 SEASON: Skated in four games for the Lightning during the 2021-22 regular season, notching two shots and a plus-one rating...Made his NHL debut December 30 at Florida and recorded three blocked shots and a hit in 14:57 time on ice...Played in 61 regular season games for Syracuse and posted 7 goals, 25 points and a plus-four rating...Ranked second among Crunch blueliners for goals and third for assists (18) and scoring in his first season in the Lightning organization...Also contributed two assists in five games for Syracuse in the postseason...**2020-21:** Played 24 games for Hartford of the AHL, recording two goals and 15 points to go along with 12 penalty minutes...Ranked tied for 1st among Wolf Pack defensemen for assists (13) and points...**2019-20:** Played in 62 games for the Wolf Pack, collecting six goals and 28 points to go along with 33

penalty minutes...Ranked tied for 1st among Hartford defensemen for assists with 22 and was 2nd for points...**2018-19:** Split time between Rockford and Hartford, registering nine goals and 30 points...Set career AHL bests for goals and points...Posted eight goals and 26 points in 54 games with the Ice Hogs and recorded a goal in 22 games for Hartford...**2017-18:** Skated in 66 games for Rockford, tallying five goals and 22 points... Also appeared in nine AHL postseason games for the Ice Hogs, notching a pair of assists...Junior Career: Played in 272 career OHL games for the Erie Otters over five seasons, collecting 41 goals and 184 points...Skated in five Memorial Cup games, registering three goals and eight points... Won an OHL championship in 2017 with the Otters and led all OHL defensemen for scoring with 80 points for the 2016-17 season.

CAREER STATISTICS

		REGULAR SEASON								PLAYOFFS					
SEASON	TEAM	LEAGUE	GP	G	A	TP	+/-	PIM		GP	G	A	TP	PIM	
2012-13	ERIE	OHL	24	0	2	2	-12	2		-	-	-	-	-	
2013-14	ERIE	OHL	60	3	10	13	26	27		2	0	0	0	2	
2014-15	ERIE	OHL	60	14	34	48	32	38		20	2	7	9	18	
2015-16	ERIE	OHL	66	8	32	40	27	80		13	4	5	9	8	
2016-17	ERIE	OHL	62	16	65	81	62	63		22	8	14	22	14	
2017-18	ROCKFORD	AHL	66	5	17	22	10	26		9	0	2	2	4	
2018-19	ROCKFORD	AHL	54	8	18	26	6	20		-	-	-	-	-	
	HARTFORD	AHL	22	1	3	4	-10	16		-	-	-	-	-	
2019-20	HARTFORD	AHL	62	6	22	28	12	33		-	-	-	-	-	
2020-21	HARTFORD	AHL	24	2	13	15	1	12		-	-	-	-	-	
2021-22	TAMPA BAY	NHL	4	0	0	0	1	0		-	-	-	-	-	
	SYRACUSE	AHL	61	7	18	25	4	40		5	0	2	2	2	
2022-23	TAMPA BAY	NHL	17	1	2	3	-4	4		6	1	1	2	2	
	SYRACUSE	AHL	50	13	38	51	19	40		-	-	-	-	-	
NHL TOTALS			21	1	2	3	-3	4		6	1	1	2	2	

HIGHLIGHTS

GOALS:

Game:	1 (4/5/23 at NYR)
Season:	1 (2022-23)
Multi-Goal Games:	None
In 2022-23:	None
Hat Tricks:	None
Streak:	None
In 2022-23:	None

ASSISTS:

Game:	2 (4/1/23 vs. NYI)
Season:	2 (2022-23)
Streak:	None
In 2022-23:	None

POINTS:

Game:	2 (4/1/23 vs. NYI)
Season:	3 (2022-23)
Multi-Point Games:	1
In 2022-23:	1
Streak:	2 (4/1-4/5/23, 1g, 2a)
In 2022-23:	2 (4/1-4/5/23, 1g, 2a)

SHOOTOUT STATISTICS:

Career:	0-0 (0%)
In 2022-23:	0-0 (0%)

MOST PIM IN A GAME:

2 (2x, Last: 4/1/23 vs. NYI)

MOST SHOTS IN A GAME:

4 (4/5/23 at NYR)

NHL AND LIGHTNING FIRSTS

GAME: 12/30/21 at FLA


GOAL: 4/5/23 at NYR (Shesterkin)

ASSIST: 4/1/23 vs. NYI

TRANSACTIONS

Re-signed by the Lightning to a two-year, one-way contract 8/23/23...Re-signed by Tampa Bay to a two-year, two-way contract 6/30/22...Signed by the Lightning to a one-year, two-way contract 7/28/21...Signed by the NY Rangers to a one-year, two-way contract 10/16/20...Signed by Chicago to a two-year, two-way contract 5/21/18





SERGACHEV
VS. THE NHL

	GP	G	A	P
ANA	9	1	5	6
ARI	11	2	1	3
BOS	19	1	8	9
BUF	20	2	9	11
CGY	8	0	4	4
CAR	20	2	5	7
CHI	18	2	10	12
COL	10	2	3	5
CBJ	20	2	12	14
DAL	18	5	6	11
DET	27	3	10	13
EDM	9	0	2	2
FLA	27	2	12	14
LAK	9	0	2	2
MIN	10	1	6	7
MTL	17	0	6	6
NSH	17	0	14	14
NJD	14	0	10	10
NYI	15	3	6	9
NYR	13	0	5	5
OTT	16	5	6	11
PHI	13	1	5	6
PIT	16	4	8	12
SJS	9	1	5	6
SEA	4	0	2	2
STL	10	0	4	4
TOR	18	1	8	9
VAN	9	0	4	4
VGK	10	0	6	6
WSH	15	4	6	10
WPG	10	2	2	4

MIKHAIL
98 SERGACHEV

POSITION	Defense	BORN	June 25, 1998 (Nizhnekamsk, Russia)
HEIGHT	6-3	ACQUIRED	From Montreal in exchange for Jonathan Drouin on June 15, 2017
WEIGHT	211	SEASON	NHL - 8th, Lightning - 7th
SHOOTS	Left		

2022-2023 SEASON

Set career highs for goals (10), assists (54) and points (64) in 79 games, leading Tampa Bay defensemen in both categories...Finished with an average of 23:49 time on ice per game to lead Lightning skaters and rank 19th in the NHL...Ranked 2nd among all Lightning skaters for assists and T-4th for scoring...His 54 assists ranked eighth among all NHL defensemen... Maintained a +13 rating to rank T-1st among Lightning defensemen...Recorded 27 power-play points to lead Lightning defensemen and rank 4th among all skaters...**2023 Playoffs:** Skated in 6 games and notched one goal and three points...Led Lightning skaters with an average of 26:55 time on ice.

CAREER

2021-22 SEASON: Scored seven goals and recorded 38 points in 78 games, ranking second among Lightning defensemen for goals, assists (31) and scoring...Finished tied for fifth among all Lightning skaters for assists and 10th for scoring...His 31 assists ranked tied for 31st among all NHL defensemen...Now ranks fourth among Tampa Bay defensemen all-time for career assists (138)...Tied a career high for assists (also 2017-18) and established new career marks for penalty minutes (59), shots (149), average time on ice (22:28), blocked shots (123), hits (139) and takeaways (23)...Ranked third on the Lightning for blocked shots and fourth for hits... Finished second on the Bolts for average time on ice...Skated in his 300th game with Tampa Bay Dec. 2 vs. St. Louis and his 300th NHL game overall Nov. 23 vs. Philadelphia...**2022 Playoffs:** Skated in all 23 playoff games and recorded two goals and 10 points, ranking tied for fourth on the Lightning for assists (8) and sixth for scoring... Ranked tied for fifth among all NHL blueliners for scoring...Set a career high for assists in a single playoffs with his helper in Game 5 of the Stanley Cup Final at Colorado...Finished third among all Lightning skaters for average time on ice (22:13)...**2020-21:** Played in 56 games for the Lightning, posting 4 goals and 30 points to go along with a +5 rating and 30 penalty minutes...Ranked 2nd on the Bolts for average time on ice (21:58)...Ranked 3rd on the team for assists with 26...Was 1 of 5 players to skate in all 56 games during regular season...Scored in back-to-back games on May 2 at Detroit and May 5 vs. Dallas...Tallied a 3 assist game on February 9 at Nashville...Posted 100th career NHL assist on March 20 against Chicago...**2021 Playoffs:** Skated in 23 games, posting 3 assists and 18 penalty minutes...Skated in 50th career postseason game in Game 4 versus Florida... Ranked 3rd on the Bolts and 7th in the league for blocked shots with 45...**2019-20:** Played in 70 games for the Lightning, registering 10 goals and 34 points to go along with a +15 rating and 58 penalty minutes...Ranked tied for 2nd among Lightning defensemen for points and was 2nd for goals...Ranked 3rd on the team for average time on ice (20:22)...Set career high for goals, power-play goals (5) and plus/minus...Skated in 200th career game on Jan. 7 vs. Vancouver...**2020 Playoffs:** Skated in 25 Stanley Cup Playoff games, posting 3 goals and 10 points to go

along with a +4 rating and 26 penalty minutes... Scored a goal in Game 5 of the Stanley Cup Final and also notched a 2 assist contest in Game 4 of the Final against Dallas...4 of his 10 points during the postseason came on the power-play... Recorded a career best 3 point game (1 goal, 2 assists)...**2018-19:** Played in 75 games, recording 6 goals and 32 points to go along with 28 penalty minutes...Posted 7 points (1 goal, 6 assists) over final 5 games of the regular season. Logged a career-best 24:37 time on ice on March 30 versus Washington...Ranked 3rd among Lightning defensemen for goals, assists and points...**2019 Playoffs:** Skated in 4 Stanley Cup Playoff games, posting a goal and 2 points...Ranked tied for 2nd on the Bolts for points and ranked tied for 2nd among Bolts defensemen with 9 shots on goal...**2017-18:** Played in 79 games with the Lightning during his rookie season, posting 9 goals and 40 points to go along with 38 penalty minutes... Set Lightning franchise record for goals, assists and points by a rookie defenseman...Ranked 2nd among all NHL rookies with 5 game-winning goals...Registered 2, 5-game point streaks during the regular season...Ranked 2nd among Lightning defensemen for points... Skated in 17 Stanley Cup Playoff games, posting 2 goals and 5 points to go along with 12 penalty minutes... Scored 1st career playoff goal in Game 5 versus New Jersey...**2016-17:** Played in 4 games with the Montreal Canadiens...Made NHL debut on 10/13 at Buffalo...Spent majority of the season with the Windsor Spitfires, appearing in 50 games, posting 10 goals and 43 points to go along with 71 penalty minutes...Posted a goal and 3 points in 7 postseason games...Helped Windsor capture their 3rd Memorial Cup...Recorded a goal and 4 points in 4 Memorial Cup games...Named to the CHL Memorial Cup All-Star Team...Named to the OHL Second All-Star Team...Also skated in 7 games for Russia at the World Jr. Championships, posting a goal and helping his team win the Bronze Medal...**2015-16:** Skated in 67 games with Windsor, recording 17 goals and 57 points to go along with 56 penalty minutes...Ranked 3rd in the OHL for rookie defenseman scoring... Won the Max Kaminsky Trophy as the OHL's most outstanding defenseman...Also appeared in 5 OHL playoff games, notching 2 goals and 5 points...Named to the OHL First All-Star Team... Played in the CHL Top Prospects Game.

CAREER STATISTICS

		REGULAR SEASON								PLAYOFFS					
SEASON	TEAM	LEAGUE	GP	G	A	TP	+/–	PIM		GP	G	A	TP	PIM	
2015-16	WINDSOR	OHL	67	17	40	57	-	56		5	2	3	5	8	
	RUSSIA	WJC-U18	5	0	0	0	-	8		-	-	-	-	-	
2016-17	MONTREAL	NHL	4	0	0	0	1	0		-	-	-	-	-	
	WINDSOR	OHL	50	10	33	43	-	71		7	1	2	3	10	
	RUSSIA	WJC-U20	7	1	0	1	-	4		-	-	-	-	-	
2017-18	TAMPA BAY	NHL	79	9	31	40	11	38		17	2	3	5	12	
2018-19	TAMPA BAY	NHL	75	6	26	32	12	28		4	1	1	2	0	
	RUSSIA	WC	10	1	6	7	-	0		-	-	-	-	-	
2019-20	TAMPA BAY	NHL	70	10	24	34	15	58		25	3	7	10	26	
2020-21	TAMPA BAY	NHL	56	4	26	30	5	30		23	0	3	3	18	
2021-22	TAMPA BAY	NHL	78	7	31	38	6	59		23	2	8	10	18	
2022-23	TAMPA BAY	NHL	79	10	54	64	13	53		6	1	2	3	16	
NHL TOTALS			441	46	192	238	63	266		98	9	24	33	90	

HIGHLIGHTS

GOALS:
Game: 2 (2x, Last: 11/13/22 vs. WSH)
Season: 10 (2022-23)
Multi-Goal Games: 2
In 2022-23: 1
Hat Tricks: None
Streak: 3 (10/19/17-10/24/17, 4g)
In 2022-23: None

ASSISTS:
Game: 3 (3x, Last: 11/28/22 at BUF)
Season: 54 (2022-23)
Streak: 4 (4x, Last: 3/28-4/5/23, 4a)
In 2022-23: 4 (3x, Last: 3/28-4/5/23, 4a)

POINTS:
Game: 4 (11/13/22 vs. WSH)
Season: 64 (2022-23)
Multi-Point Games: 48
In 2022-23: 18
Streak: 5 (2x, Last: 11/25/17-12/5/17, 1g, 4a)
In 2022-23: 4 (3x, Last: 3/28-4/5/23, 1g, 4a)

SHOOTOUT STATISTICS:
Career: 1-3 (33.3%)
In 2022-23: 0-0 (0%)

MOST PIM IN A GAME:
10 (11/14/19 vs. NYR)

MOST SHOTS IN A GAME:
9 (3/11/21 at DET)

NHL AND LIGHTNING FIRSTS

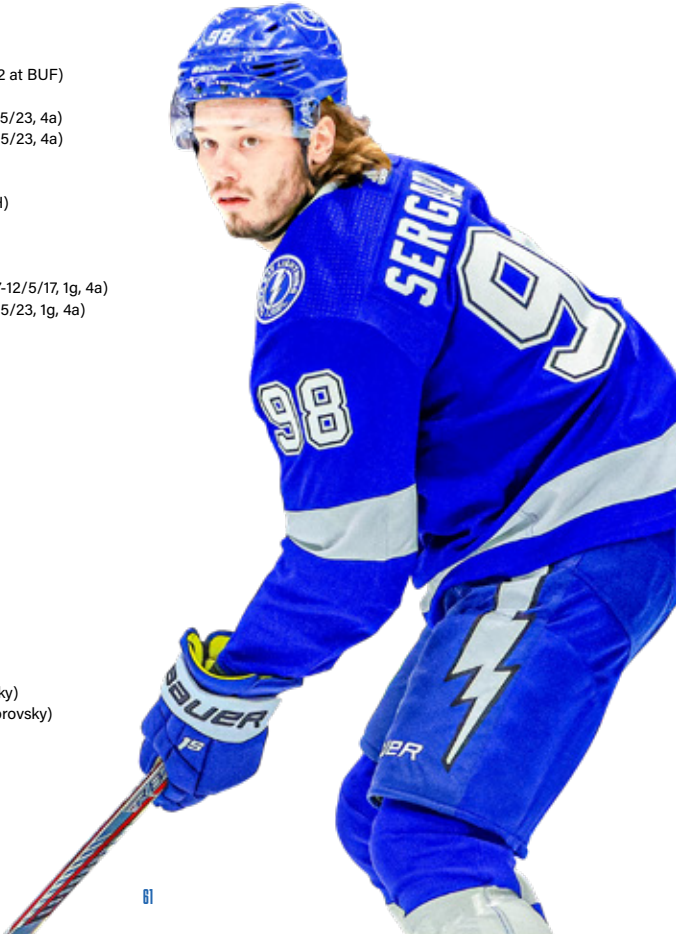
GAME: NHL – 10/13/16 at BUF
Lightning – 10/6/17 vs. FLA


GOAL: NHL – 10/19/17 at CBJ (Bobrovsky)
Lightning – 10/19/17 at CBJ (Bobrovsky)

ASSIST: NHL – 10/6/17 vs. FLA
Lightning – 10/6/17 vs. FLA

TRANSACTIONS

Signed an 8-year contract extension with the Lightning on 7/13/22...Re-signed by the Lightning to a 3-year contract on 11/25/20...Traded by Montreal to Tampa Bay in exchange for forward Jonathan Drouin on 6/15/17...Signed a 3-year, entry level contract by the Canadiens on 7/1/2016...Drafted by Montreal in the 1st round, 9th overall, at the 2016 NHL Draft.





SHEARY
VS. THE NHL

	GP	G	A	P
ANA	12	3	0	3
ARI	10	2	4	6
BOS	29	9	5	14
BUF	23	6	9	15
CGY	11	3	2	5
CAR	22	4	8	12
CHI	10	2	5	7
COL	10	1	2	3
CBJ	21	6	4	10
DAL	10	2	1	3
DET	22	3	4	7
EDM	12	4	1	5
FLA	16	3	8	11
LAK	11	1	2	3
MIN	12	0	1	1
MTL	16	4	5	9
NSH	10	0	5	5
NJD	32	8	7	15
NYI	31	6	4	10
NYR	30	9	4	13
OTT	22	3	9	12
PHI	30	8	8	16
PIT	17	7	6	13
SJS	11	3	3	6
SEA	3	3	1	4
STL	11	3	1	4
TBL	22	6	6	12
TOR	21	3	4	7
VAN	11	2	2	4
VGK	8	0	2	2
WSH	14	4	4	8
WPG	11	2	5	7

73 CONOR
SHEARY

POSITION	Center	BORN	June 8, 1992 (Winchester, Massachusetts)
HEIGHT	5-8	ACQUIRED	Signed as a free agent to a three-year contract on July 1, 2023
WEIGHT	179	SEASON	NHL - 9th, Lightning - 1st
SHOOTS	Left		

2022-2023 SEASON

Skated in all 82 regular season games for the first time in his NHL career and was the only Washington Capital to do so...Finished among the team leaders in goals with 15 (4th), assists with 22 (T-6th), points with 37 (5th) and a +9 plus/minus (T-2nd)...Ranked T-3rd in shots on goal (154), matching his career-high...Also matched his career high in penalty minutes with 22...Ranked 4th among Capitals forwards in shorthanded time on ice (1:41)...Skated in his 500th career NHL game on January 26 against the Penguins...Scored the first shorthanded goal of his career on October 24 at New Jersey.

CAREER

2021-22 SEASON: Skated in 71 games for the Capitals and recorded 19 goals and 43 points...Ranked 4th for goals, 5th for points and 6th for assists (24)...Scored five game-winning goals, tied for the most on the team...Notched his 100th career goals and 200th career point in the same game on March 5 versus Seattle...Played in his 400th career game on December 11 at Buffalo...Registered a career-long, five game point streak from December 10-19 (2-4—6 pts.)...Appeared in six playoff games and registered one assist...**2020-21:** Saw action in 53 games with the Capitals in an abbreviated season...Ranked 4th on the team in goals (14) and T-10th in scoring (14-8—22 pts.)...Registered 88 shots on goal, good for the 5th most on the team and 4th among Caps forwards...Tallied the fifth-most takeaways on the team with 25...Also saw action in five playoff games where he recorded one goal...**2019-20:** Skated in 63 games between the Sabres and Penguins...In 55 games with Buffalo, he registered nine goals and 19 points...On February 24, he was traded from Buffalo to Pittsburgh along with Evan Rodrigues in exchange for Dominik Kahun...Skated in eight games with Pittsburgh to finish the season and recorded one goal and four points...Played in four playoff games with the Penguins and notched two assists...**2018-19:** Appeared in 78 games for the Sabres and posted 14 goals and 34 points...Established a new career high in powerplay points with six...His 14 goals ranked T-5th on the Sabres and his 20 assists and 34 points each ranked 6th...Ranked 6th among Sabres forwards for blocked shots (29) and 4th for takeaways (35)...Appeared in his 200th NHL game on December 8 at Montreal...**2017-18:** Skated in 79 games for the Penguins and tallied 18 goals and 30 points...Ranked 6th for goals and 9th among Penguins forwards for both assists (12) and points...Ranked T-4th among Penguins forwards for takeaways (36) and 7th for shots on goal (142)...Had the least amount of penalty minutes (10) among the nine Penguins players who played in at least 75 games...**2016-17:** Skated in 61 games for the Penguins and registered career highs in goals (23), assists (30) and points (53)...Ranked T-3rd for goals, 5th for assists and 4th for points...Finished with a plus/minus rating of +24 to rank 3rd among Penguins skaters...Tied for the team lead in game-winning goals with six...Took 154 shots on goal, tied for the 5th most on the team...

Skated in his 100th NHL game on March 29 against Chicago...**2017 Playoffs:** Won the Stanley Cup with the Pittsburgh Penguins, playing 22 games and posting two goals and seven points...Ranked T-9th among Penguins forwards for goals and scoring...His five assists ranked 7th among forwards...Registered nine takeaways to rank T-5th among forwards...Also ranked T-5th in shots on goal, firing 44...**2015-16:** Played 44 games in his rookie season with the Pittsburgh Penguins and recorded seven goals and 10 points...Skated in his first NHL game on December 16 at Boston...Scored his first NHL goal two days later on December 18 versus Boston...Led Penguins rookies in goals and ranked 3rd in scoring...Ranked 3rd on the team in shooting percentage (13.7%), behind Sidney Crosby and Evgeni Malkin...Also saw action in 30 games with the Wilkes-Barre/Scranton Penguins of the American Hockey League (AHL) and recorded seven goals, 29 assists and 36 points...**2016 Playoffs:** Skated in 23 of the Penguins 24 games en-route to a Stanley Cup...Registered four goals and led Penguins rookies with 10 points...Scored the Penguins first ever overtime game-winning goal at home in the Stanley Cup Final in game two against the Sharks...**2014-15:** Skated in 58 games with AHL Wilkes-Barre/Scranton and tallied 20 goals and 45 points to lead the team in scoring...Also skated in eight playoff games for Wilkes-Barre/Scranton and registered 12 points (5-7—12 pts.)...**2013-14:** Was named Captain in his senior season at the University of Massachusetts-Amherst where he recorded nine goals and 28 points in 34 games...His 19 assists and 28 points led the team...Scored his 100th collegiate point on February 14 at UMass-Lowell...**2012-13:** One of five players on UMass-Amherst to skate in all 34 games...Tallied 11 goals and 27 points...His 12 power-play points led the team and his 5 power-play goals ranked T-10th in Hockey East...Ranked 2nd in assists and points and ranked 3rd in goals...**2011-12:** Skated in all 36 games in his Sophomore season at UMass-Amherst and pointed in 25 of those games...He ranked among the team leaders in goals with 12 (T-3rd), assists with 23 (2nd) and points with 35 (2nd)...Maintained a +15 plus/minus rating to lead the team...Won 60% of the faceoffs he took (66-of-110)...**2010-11:** Played in all 34 games as a Freshman at UMass-Amherst and tallied six goals and fourteen points.

CAREER STATISTICS

		REGULAR SEASON								PLAYOFFS					
SEASON	TEAM	LEAGUE	GP	G	A	TP	+/-	PIM		GP	G	A	TP	PIM	
2010-11	UMASS-AM	NCAA	34	6	8	14	-5	12		-	-	-	-	-	
2011-12	UMASS-AM	NCAA	36	12	23	35	15	10		-	-	-	-	-	
2012-13	UMASS-AM	NCAA	34	11	16	27	-6	29		-	-	-	-	-	
2013-14	UMASS-AM	NCAA	34	9	19	28	-4	2		-	-	-	-	-	
	WILKES-BARRE	AHL	2	0	0	0	0	0		15	6	5	11	0	
2014-15	WILKES-BARRE	AHL	58	20	25	45	0	8		8	5	7	12	2	
2015-16	PITTSBURGH	NHL	44	7	3	10	-1	8		23	4	6	10	8	
	WILKES-BARRE	AHL	30	7	29	36	8	4		-	-	-	-	-	
2016-17	PITTSBURGH	NHL	61	23	30	53	24	22		22	2	5	7	4	
2017-18	PITTSBURGH	NHL	79	18	12	30	2	10		12	0	2	2	2	
2018-19	BUFFALO	NHL	78	14	20	34	-18	12		-	-	-	-	-	
2019-20	BUFFALO	NHL	55	9	10	19	-4	8		-	-	-	-	-	
	PITTSBURGH	NHL	8	1	3	4	-1	2		4	0	2	2	2	
2020-21	WASHINGTON	NHL	53	14	8	22	-1	14		5	1	0	1	2	
2021-22	WASHINGTON	NHL	71	19	24	43	-2	14		6	0	1	1	0	
2022-23	WASHINGTON	NHL	82	15	22	37	9	22		-	-	-	-	-	
NHL TOTALS			531	120	132	252	8	112		72	7	16	23	18	

HIGHLIGHTS

GOALS:

Game:	2 (16x, Last: 3/5/22 vs. SEA)
Season:	23 (2016-17)
Multi-Goal Games:	16
In 2022-23:	0
Hat Tricks:	0
Streak:	3 (11/3-11/8/18, 3g)
In 2022-23:	2 (4x, Last: 4/8-4/10/23, 2g)

ASSISTS:

Game:	3 (3/19/17 at FLA)
Season:	30 (2016-17)
Streak:	5 (2x, Last: 12/23/22-1/3/23, 7a)
In 2022-23:	5 (12/23/22-1/3/23, 7a)

POINTS:

Game:	3 (6x, Last: 4/13/21 vs. PHI)
Season:	53 (2016-17)
Multi-Point Games:	46
In 2022-23:	5
Streak:	5 (2x, Last: 12/23/22-1/3/23, 1g, 7a)
In 2022-23:	5 (12/23/22-1/3/23, 1g, 7a)

SHOOTOUT STATISTICS:

Career:	1-4 (25%)
In 2022-23:	0-1 (0%)

MOST PIM IN A GAME:

6 (3/8/17 at WPG)

MOST SHOTS IN A GAME:

8 (3/11/17 at VAN)

NHL FIRSTS

GAME: NHL - 12/16/15 at BOS

GOAL: NHL - 12/18/15 vs. BOS (Rask)

ASSIST: NHL - 12/18/15 vs. BOS

TRANSACTIONS

Signed a three-year contract with the Tampa Bay Lightning on July 1, 2023...Re-signed to a two-year deal with the Capitals on April 14, 2021...Signed a one-year contract with the Capitals on December 22, 2020...Traded from the Buffalo Sabres to the Pittsburgh Penguins in exchange for Dominik Kahun on February 24, 2020...Traded from the Pittsburgh Penguins to the Buffalo Sabres on June 27, 2018 in exchange for a conditional fourth-round pick in the 2019 NHL Draft...Re-signed with the Penguins to a three-year deal on July 30, 2017...Signed to a two-year, entry-level contract with the Pittsburgh Penguins on July 1, 2015.





STAMKOS VS. THE NHL

	GP	G	A	P
ANA	17	7	9	16
ARI	20	10	10	20
BOS	49	26	13	39
BUF	49	22	25	47
CGY	17	10	5	15
CAR	55	21	27	48
CHI	27	16	16	32
COL	21	8	8	16
CBJ	30	15	18	33
DAL	24	20	12	32
DET	39	20	18	38
EDM	17	11	6	17
FLA	64	39	38	77
LAK	19	8	14	22
MIN	21	5	9	14
MTL	47	23	20	43
NSH	24	16	16	32
NJD	41	23	20	43
NYI	43	21	24	45
NYR	39	18	21	39
OTT	48	19	26	45
PHI	40	27	25	52
PIT	41	15	29	44
SJS	21	14	14	28
SEA	4	2	4	6
STL	18	7	9	16
TOR	48	22	39	61
VAN	18	16	11	27
VGK	10	6	6	12
WSH	50	18	22	40
WPG	42	30	27	57

91 STEVEN STAMKOS

POSITION	Center	BORN	February 7, 1990 (Markham, Ontario)
HEIGHT	6-1	ACQUIRED	Selected in the first round, first overall, at the 2008 NHL Entry Draft.
WEIGHT	193	SEASON	NHL – 16th, Lightning – 16th
SHOOTS	Right		

2022-2023 SEASON

Recorded 34 goals and 84 points in 81 games, finishing second on the Lightning for goals and third for assists (50) and scoring...Stamos became one of three Lightning players to reach 50 assists four or more times in a season, joining Martin St. Louis (6x) and Nikita Kucherov (4x)...Set a career high for blocked shots (51)...Ranked second on the Lightning for power-play goals (14), power-play scoring (35 pts.), game-winning goals (6), shots (240), face-off win percentage (53.8%) and average power-play time on ice (3:58)...Averaged 19:01 time on ice, his most since the 2015-16 season (19:45)...Skated in his 1,000th career NHL game April 6 at NY Islanders to become the second Lightning player all-time to reach the milestone, joining Vincent Lecavalier...Scored his 500th career NHL goal and recorded his 11th career hat trick January 18 at Vancouver...Tallied his 1,000th career point December 1 at Philadelphia to become the first Tampa Bay player in franchise history to reach the milestone...Notched his 500th career assist November 15 vs. Dallas...Won the 2023 Mark Messier NHL Leadership Award, presented to the player who exemplifies great leadership qualities on and off the ice and who plays a leading role in his community growing the game of hockey in the NHL...**2023 Playoffs:** Played in all six postseason contests, notching two goals and four points...Ranked tied for third on the Lightning for goals and tied for sixth for scoring...Ranked third on the Bolts for shots (19) and tied for third for takeaways (6)...Led Tampa Bay for average power-play time on ice (3:53)

CAREER

2021-22 SEASON: Posted 42 goals and 106 points in 81 games, setting career highs for assists (64) and scoring...Broke 100 points for the first time in his career and became the fourth different player to record 100 points in a season for the Lightning (5th all-time season in TBL history of 100+ points)...Passed Marty St. Louis (953 pts.) as the franchise's all-time scoring leader on Apr. 21 vs. Toronto (goal)...Finished the regular season on a nine-game point streak (10-16—26 pts.), tied for the longest point streak on the Lightning in **2021-22**...Posted nine-straight multi-point games to close out the regular season, passing Vincent Lecavalier for the longest stretch of multi-point games in Lightning history...Recorded 12-21—33 pts. in 16 games in April to rank first in the NHL for scoring in the month and earn the League's First Star honors for the month...Stamkos' 33 points were a franchise record for points in a calendar month and the most by any player since Mario Lemieux in December 1995...Recorded his franchise-best 10th career hat trick in the regular season finale Apr. 29 at NY Islanders...Netted a team-best 11 game-winning goals in 2021-22, the third most in a season in Lightning history...Led the Lightning for goals, scoring, power-play goals (16), overtime goals (3) and shots (241)...Finished as Tampa Bay's scoring leader for the fourth time in his career and the first time since finishing tied with Tyler Johnson in 2014-15, each recording 72 points...Finished sixth in the NHL for scoring, tied for ninth for goals, tied for third for power-play goals and tied for first for game-winning goals...Recorded his 900th career NHL point (assist) Dec. 16 vs. Ottawa...Passed Marty St. Louis and became Tampa Bay's all-time franchise leader for game-winning goals with his 65th game-winner Dec. 21 at Vegas...Selected for his TBL-most seventh All-Star Game...**2022 Playoffs:** Played all 23 playoff games, recording 11 goals and 19 points...Finished tied for first on the Lightning for goals, tied for third for scoring and tied for fourth for assists (8)...Ranked tied for third in the NHL for goals...Posted a career high for playoff goals...Won 23 face-offs (out of 31) Game 3 of Stanley Cup Final vs. Colorado, a career high for a regular season or playoff game...Matched his career high for points in a single playoff season with an assist Game 5 of

Stanley Cup Final at Colorado...**2020-21:** Played in 38 games for the Lightning, posting 17 goals and 34 points to go along with 16 penalty minutes...Missed the final 15 games of the season with a lower body injury...Became the Lightning's all-time leader for power-play points on February 1 against Nashville...Ranked 2nd on the Lightning and 16th in the NHL for shooting percentage (18.7%)...Led the team for power play goals with 10...2021 Playoffs: Appeared in 23 games, posting 8 goals and 18 points to go along with 4 penalty minutes...Ranked tied for 2nd in the NHL for goals, tied for 3rd for points and his 5 power-play goals ranked tied for 2nd. 2019-20: Played in 57 games during the regular season, recording 29 goals and 66 points to go along with a +14 rating (2nd highest of career)...Ranked 2nd on the team for goals and points and ranked tied for 2nd on the team for game-winning goals with 6...Scored 400th career NHL goal on Nov. 16 vs. Winnipeg...Skated in 800th career NHL game on Feb. 17 at Colorado...Posted a 10-game point streak from Jan. 14-Feb. 8, registering 9 goals and 6 assists during that span...**2020 Playoffs:** Appeared in 1 Stanley Cup Playoff game, posting a goal in 2:47 of ice time...Missed majority of Stanley Cup Playoffs due to injury...**2018-19:** Played in all 82 games, posting 45 goals and 98 points to go along with 37 penalty minutes...Led the Lightning and ranked 4th in the NHL for goals...Set career-high for points in a season...Became the Lightning's all-time leader for goals (384), passing Vincent Lecavalier, on March 18 versus Arizona...Ranked 2nd in the NHL for power-play goals (19) and 2nd for power-play points (40)...Became the Bolts' all-time leader for hat tricks, scoring his 7th career hat trick on December 10 versus NY Rangers...Scored 10 goals over his last 10 games, including posting goals in each of his last 4 games of the regular season...Notched his 5th 40-goal season and 4th 90-point season...2019 Playoffs: Appeared in 4 Stanley Cup Playoff games, posting a goal and 2 points...Ranked tied for 2nd on the Bolts for points...**2017-18:** Played in 78 games with the Lightning, recording 27 goals and 86 points to go along with 72 penalty minutes...Set career highs for assists (59) and plus/minus (+18)...Set single game career-best March 3 against Philadelphia with a 5-point

game (2 goals, 3 assists)...Was named captain of the Atlantic Division for the 2018 NHL All-Star Game...Ranked 12th in the NHL for points and 10th for assists...His 15 power-play goals ranked tied for 3rd in the NHL...Appeared in 17 Stanley Cup Playoff games, posting 7 goals and 16 points to go along with 4 penalty minutes...12 of his 16 points came while on the man-advantage...Notched a team-high 6 power-play goals...Ranked tied for 1st on the team for goals and tied for 2nd for points...Recorded a career playoff best 7 game points streak from Game 3 vs. Boston through Game 4 at Washington...Registered a point in each game of the Lightning's 1st round series versus New Jersey (1 goal, 5 assists)...**2016-17:** Notched 9 goals and 20 points in 17 games...Missed the final 65 games of the regular season with a lower-body injury...**2015-16:** Scored 36 goals and recorded 64 points in 77 games...Led the Lightning for goals...Ranked second for scoring and third for assists (28)...Paced the Bolts for power-play goals (14) and ranked tied for fourth in the NHL...Was selected to participate in the NHL All-Star Game...Missed all but 1 postseason game with an upper body injury...Skated in 1st game of the playoffs in Game 7 of the ECF at PIT...**2014-15:** Played in 82 games with the Lightning, collecting 43 goals and 72 points to go along with 49 penalty minutes...Ranked 2nd in the NHL for goals and tied teammate Tyler Johnson for 14th in League scoring...Ranked tied for 6th in the League for power play goals with 13...Was 1 of 5 players on the Bolts to skate in all 82 regular season games...Ranked tied for 1st with Tyler Johnson on the team for game-winning goals with 6...Reached the 40-goal plateau for the 4th time in his career...Recorded 8 3-point games during the season...Scored his 250th career NHL goal on 12/9 vs. CBJ, becoming the 10th youngest player to reach that milestone...Finished the season 2 points shy of 500 in his career... Skated in 26 postseason games, notching 7 goals and 18 points to go along with 20 penalty minutes...Ranked tied for 3rd on the team for points and was 5th for goals...Ranked 2nd on the club for shots with 65...Recorded a 5-game point streak (3 goals, 4 assists) from 5/3-12...Notched a 4-game goal streak from Game 2 through Game 5 of the ECF, posting 4 goals and 3 assists during that span...**2013-14:** Skated in 37 games with the Lightning, posting 25 goals and 40 points to go along with 18 penalty minutes...Ranked 1st (tie-Filippula) on the Lightning for goals and 1st for power-play goals with 9...Recorded his sixth and seventh career hat tricks this season (Oct. 10 vs. FLA & March 19 at TOR)...Named the Lightning's 10th captain in team history on March 6...Missed 45 games with a broken right tibia (Nov. 12-March 4)...Announced to Team Canada's roster for the 2014 Winter Olympics but missed due to injury...Nominated for the Masterton Trophy given for perseverance and dedication to the sport, voted by the Professional Hockey Writer's Association...Recorded a season-best eight-game point streak from Oct. 24-Nov. 9 (nine goals, four assists)... Skated in 4 playoff games, posting 2 goals and 4 points to go along with 6 penalty minutes...Recorded 2 goals in Game 1 against Montreal on Apr. 16...Notched a pair of assists in Game 3 versus the Canadiens on Apr. 20...**2012-13:** Played in all 48 games with the Lightning, recording 28 goals and 57 points to go along with 32 penalty minutes...Ranked 2nd in the NHL for goals and points...Recorded 10 power play goals, ranking 2nd in the NHL in that category...Tallied at least a point in 35 of the Lightning's 48 games during the season...Has skated in 326 consecutive games...Recorded the NHL's longest goal streak of the season at 6 games from 2/16 through 2/26...Tallied the 2nd longest (tie) point streak in the league at 10 games, notching 10 goals and 7 assists during that stretch...Set the longest goal streak against the Florida Panthers, surpassing Mario Lemieux, with goals in 8 straight games against that franchise...Registered a career-high-plus-5 rating on 4/24 vs. TOR...Recorded his 200th career NHL goal on 3/18 vs. PHI, becoming the 4th youngest player in league history to reach that plateau...Represented Canada at the 2013 IIHF World Championships, skating in 8 games and recording a team-high 7 goals and 12 points...**2011-12:** Played in all 82 games with the Lightning, registering 60 goals and 97 points to go along with 66 penalty minutes...Led the NHL in goals and 2nd in points...Set the NHL single-season record with 5 overtime goals...Won the Maurice "Rocket" Richard Trophy for his 2nd time as NHL's top goal scorer...Finished tied for 1st with 12 game-winning goals, setting a new Lightning record...Set a team record with 36 goals on home ice...Ranked 3rd amongst all NHL forwards with 22:01 average TOI...Reached 300 career points on 2/21 vs. ANA, surpassing Brian Bradley for 5th place on the Lightning's all-time scoring list...Tallied his 50th goal of the season on 3/13 vs. BOS, becoming the 7th player in NHL history to score 50 goals twice before his 23rd birthday...Finished the 2011 as the only NHL player to register at least 40 goals in each of the last 3 calendar years...Recorded 2 hat tricks this season (11/4 vs. CHI and 12/31 vs. CAR)...Notched a season-high 8-game point streak from 11/22 through 12/6, recording 5 goals and 6 assists during that span...Represented the Lightning at the 2012 NHL All-Star game in Ottawa...Named NHL Player of the Month 2nd star for December and 3rd star for February...Named NHL Player of the Week's 1st star for period ending January 2 and 2nd star for period ending April 9...**2010-11:** Was 2nd in the NHL with 45 goals and ranked 5th with 91 points, which were both the 2nd-highest totals of his NHL career...Set an NHL career-high 46 assists...Finished 2nd in the NHL with 17 power-play goals and was 4th amongst all skaters with 36 power-play points...Set a single-season franchise record with 8 game-winning goals, which also marked a career-high...Led Tampa Bay with 272 shots on goal...Ranked 3rd on the club with 431 faceoffs won...Placed 5th on the team in average ice time with 20:11...Recorded 2 hat tricks...Scored 100th career goal on 12/20, becoming just the 6th player in NHL history to notch 100 goals before age 21...Was the 1st player in team history to record a goal

in each of his club's 1st 3 games to open a season...Named NHL's 2nd Star of the Week on 1/24...Became the fastest player in club history to score 40 goals in a season, doing so in only 54 games...Was also the 1st NHL player in 2010-11 to reach the 40-goal plateau...Registered a 4-point game on 4 separate occasions, the 1st of which was a single-game career-high...Registered 26 multi-point games during the regular season, which were the 4th-most among all skaters behind Martin St. Louis (29), Corey Perry (30) and Daniel Sedin (32)...Set a NHL single-season career-high with 74 penalty minutes...Teamed up with Martin St. Louis to record a combined 190 points, which ranked 2nd-most among all NHL teammate pairs behind Henrik and Daniel Sedin...His 45 goals increased his total over the past 2 seasons to 96, which is the most among all NHL skaters in that span...Tied teammate Martin St. Louis for the league lead with 52 points recorded at home...Notched 24 goals on the road, which tied Daniel Sedin for 2nd-most among all NHL players behind only Corey Perry (28)...Made his 1st career NHL All-Star Game appearance...**2011 Playoffs:** Appeared in the postseason for the 1st time in his career...Registered 2g-2a-4p in the ECF...Scored his 1st pair of career postseason goals in Game 5 of the ECF...Placed 5th on the team with 6 goals and was 3rd on the team with 3 power-play goals...Had 2g-0a-2p in the ECF...Ranked 2nd on the team in faceoff percentage with 50.8 among Bolts with at least 150 draws taken...Recorded 2g-5a-7p in the ECF...**2009-10:** Served as alternate captain for 8 games from 3/12 to 3/25...Appeared in all 82 games for the Lightning for the 1st time in his career...Claimed a share of the Rocket Richard Trophy (Sidney Crosby) with his league-leading 51 goals, making the Lightning the only NHL team in history with 2 different Rocket Richard Trophy winners (Vincent Lecavalier)...Ranked 1st in the NHL with 24 power play goals, also a franchise single-season record...Led the league with 41 power play points...Became the 1st teenager in Lightning history to score 30 or more goals in a single season...Finished 4th among NHL points leaders with 95...Became the 3rd-youngest player in NHL history to score at least 50 goals in a single season...Was the youngest player in NHL history to hold a point streak of 18 games (17-16-33), which was the league's 2nd-longest of the season...Finished the season with at least a goal in 4 consecutive games from 4/6 to 4/11 (5g)...Passed Mario Lemieux's record for most goals in a single season by a former 1st overall draft pick in their sophomore NHL season...Was named the NHL's 1st Star of the Week for the period ending on 2/15...Notched a career-high 7-game goal streak from 2/13 to 3/11 (9g), making him just the 2nd NHL player in the last 4 years to score at least a goal in 7 consecutive contests (Mike Green)...Leads all NHL players with the most goals since 2/17/09 with 67...Moved into 2nd on the franchise all-time list for most goals in a single season with 51...Became the franchise record holder for most points registered at home in a single season with 54...Combined with Martin St. Louis to score 80 goals, which ranked 3rd in the NHL among teammate goal-scoring tandems...**2008-09:** Played in 79 games in his rookie season, recording 23 goals and 46 points...Set a franchise record for goals in a season by a rookie, surpassing Brad Richards who had 21 in 2000-01...Ranked 3rd in the NHL among rookies in goals, 5th in points and tied for 6th in power-play goals with 9...Was 4th on the team in goals, 3rd in points and 2nd in power-play goals...Ranked 8th on the team in hits with 75...Became the 2nd-youngest player in NHL history to score a natural hat trick 2/17 vs. CHI...Was the only Lightning player to record a hat trick in 2008-09...Signed by the Lightning 7/29/08...Was the 3rd player in franchise history to be drafted 1st overall (Vincent Lecavalier, 1998; Roman Hamrlik, 1992)...**Junior Career:** Played in 124 career OHL games with Sarnia, recording 100 goals and 197 points during 2 seasons...Also registered 14 goals and 17 points in 13 career playoff games...In 2007-08 was rated as the consensus top overall pick in the 2008 draft...Played in 61 games with Sarnia, recording 58 goals and 105 points...Ranked 2nd in the OHL in goals and game-winning goals (9), 3rd in power-play goals (23), and was 5th in points and shorthanded goals (5)...He scored 11 goals, including 4 in a single game, in 9 games during the 2008 playoffs...Was named the OHL's Player of the Month for February after recording 13 goals and 22 points in 13 games...Recognized as the best stick-handler and as having the best shot in the OHL coaches' poll...In 2006-07, played in 63 games with Sarnia, recording 42 goals and 92 points...Was runner-up for the OHL's Rookie of the Year award behind Patrick Kane and was awarded the Bobby Smith Trophy as the league's scholastic player of the year...Ranked 3rd in the league in rookie scoring, was tied for 6th overall in power-play goals (22) and tied for 13th in goals...Led Sarnia in goals, points and power-play goals...Before joining Sarnia he recorded 105 goals and 197 points in 67 games with the Markham Waxers AAA midget team in 2005...Was drafted 1st overall in the 2006 OHL Priority Draft...**International Career:** Skated with Team Canada at the 2016 World Cup of Hockey and posted a goal and an assist in six games...Represented Canada at the 2013 IIHF World Championships, posting 7 goals and 12 points in 8 games...Led Team Canada in goals and points during the tournament...Represented Team Canada at the 2010 IIHF World Championships, recording 2 goals and 3 points in 5 games...Tied for the team lead with 1 game-winning goal...Was tied for 3rd on the club with 19 shots on goal...Skated in 9 games with Canada at the World Championships, recording 7 goals and 11 points...Was tied for the tournament lead in goals, 2nd in plus/minus with a plus-9 rating and tied for 5th in points...Played in 7 games with Team Canada during the 2008 World Junior Championships, recording a goal and 6 points as Canada won the gold medal...Skated in 6 games during the World U-18 Championships, registering 2 goals and 10 points as Canada finished 4th.



CAREER STATISTICS

SEASON	TEAM	LEAGUE	GP	G	A	TP	+/-	PIM	REGULAR SEASON					PLAYOFFS				
									GP	G	A	TP	PIM	GP	G	A	TP	PIM
2005-06	MARKHAM	MIDGT.	67	105	92	197	-	87	-	-	-	-	-	-	-	-	-	-
2006-07	SARNIA	OHL	63	42	50	92	-	56	4	3	3	6	0	-	-	-	-	0
	CANADA	WU-18	6	2	8	10	-	8	-	-	-	-	-	-	-	-	-	-
2007-08	SARNIA	OHL	61	58	47	105	-	88	9	11	0	11	20	-	-	-	-	-
	CANADA	WJC-A	7	1	5	6	-	4	-	-	-	-	-	-	-	-	-	-
2008-09	TAMPA BAY	NHL	79	23	23	46	-13	39	-	-	-	-	-	-	-	-	-	-
	CANADA	WC-A	9	7	4	11	-	6	-	-	-	-	-	-	-	-	-	-
2009-10	TAMPA BAY	NHL	82	51	44	95	-2	38	-	-	-	-	-	-	-	-	-	-
	CANADA	WC-A	5	2	1	3	-	10	-	-	-	-	-	-	-	-	-	-
2010-11	TAMPA BAY	NHL	82	45	46	91	3	74	18	6	7	13	6	-	-	-	-	-
2011-12	TAMPA BAY	NHL	82	60	37	97	7	66	-	-	-	-	-	-	-	-	-	-
2012-13	TAMPA BAY	NHL	48	29	28	57	-4	32	-	-	-	-	-	-	-	-	-	-
	CANADA	WC	8	7	5	12	-	6	-	-	-	-	-	-	-	-	-	-
2013-14	TAMPA BAY	NHL	37	25	15	40	9	18	4	2	2	4	6	-	-	-	-	-
2014-15	TAMPA BAY	NHL	82	43	29	72	2	49	26	7	11	18	20	-	-	-	-	-
2015-16	TAMPA BAY	NHL	77	36	28	64	3	38	1	0	0	0	0	-	-	-	-	-
2016-17	TAMPA BAY	NHL	17	9	11	20	3	14	-	-	-	-	-	-	-	-	-	-
	CANADA	WCUP	6	1	1	2	-	2	-	-	-	-	-	-	-	-	-	-
2017-18	TAMPA BAY	NHL	78	27	59	86	18	72	17	7	9	16	4	-	-	-	-	-
2018-19	TAMPA BAY	NHL	82	45	53	98	4	37	4	1	1	2	2	-	-	-	-	-
2019-20	TAMPA BAY	NHL	57	29	37	66	14	22	1	1	0	1	0	-	-	-	-	-
2020-21	TAMPA BAY	NHL	38	17	17	34	4	16	23	8	10	18	4	-	-	-	-	-
2021-22	TAMPA BAY	NHL	81	42	64	106	24	36	23	11	8	19	25	-	-	-	-	-
2022-23	TAMPA BAY	NHL	81	34	50	84	-5	46	6	2	2	4	9	-	-	-	-	-
NHL TOTALS			1,003	515	541	1,056	67	597	123	45	50	95	76	-	-	-	-	-

TRANSACTIONS

Re-signed by the Lightning to an 8-year contract extension on 6/29/16...Selected by Tampa Bay in the first round, first overall, at the 2008 NHL Entry Draft.

NHL AND LIGHTNING FIRSTS

GAME: 10/4/08 vs. NYR

GOAL: 10/30/08 at BUF (Miller)

ASSIST: 10/28/08 at TOR

HIGHLIGHTS

GOALS:

Game: 3 (11x, Last: 1/18/23 at VAN)
 Season: 60 (2011-12)
 Multi-Goal Games: 89
 In 2022-23: 5
 Hat Tricks: 11
 Streak: 7 (2/13-3/11/10, 9g)
 In 2022-23: 5 (10/11-10/21/22, 7g)

ASSISTS:

Game: 3 (12x, Last: 4/19/22 vs. DET)
 Season: 64 (2021-22)
 Streak: 8 (4/14-4/28/22, 16a)
 In 2022-23: 5 (1/6-1/16/23, 6a)

POINTS:

Game: 5 (3/3/18 vs. PHI)
 Season: 106 (2022-23)
 Multi-Point Games: 286
 In 2022-23: 23
 Streak: 18 (1/19-3/11/10, 17g, 16a)
 In 2022-23: 14 (11/13-12/13/22, 9g, 12a)

SHOOTOUT STATISTICS:

Career: 21/59 (35.6%)
 In 2022-23: 2-5 (40%)

MOST PIM IN A GAME:

19 (3/30/18 at NYR)

MOST SHOTS IN A GAME:

12 (10/13/14 vs. MTL)



VASILEVSKIY
VS. THE NHL

	GP	W	L	OTL	SV%	GAA
ANA	7	5	1	0	.925	2.30
ARI	9	6	2	0	.929	2.17
BOS	19	7	10	2	.918	2.68
BUF	15	12	1	2	.924	2.04
CGY	9	5	4	0	.899	3.13
CAR	20	12	5	3	.930	2.29
CHI	13	13	0	0	.930	2.14
COL	7	3	3	1	.907	2.83
CBJ	18	14	4	0	.926	2.22
DAL	18	13	2	3	.936	1.76
DET	16	14	2	0	.929	2.08
EDM	8	5	3	0	.899	3.16
FLA	28	15	11	1	.914	2.95
LAK	12	8	3	0	.916	2.79
MIN	10	4	4	2	.920	2.48
MTL	18	14	2	2	.936	1.93
NSH	13	8	3	1	.915	2.38
NJD	11	6	5	0	.905	2.85
NYI	16	11	4	0	.936	2.11
NYR	12	4	6	2	.914	2.80
OTT	15	10	5	0	.898	2.99
PHI	16	12	3	0	.930	2.24
PIT	15	9	5	1	.905	3.20
SJS	9	6	2	0	.920	2.44
SEA	4	4	0	0	.961	1.00
STL	12	6	3	1	.925	2.25
TOR	26	14	10	2	.920	2.56
VAN	11	8	2	0	.925	2.22
VGK	10	3	4	3	.897	3.16
WSH	17	8	8	1	.900	3.33
WPG	11	4	6	1	.887	3.37

88 ANDREI
VASILEVSKIY

POSITION	Goaltender	BORN	July 25, 1994 (Tyumen, Russia)
HEIGHT	6-4	ACQUIRED	Selected in the first round, 19th overall, at the 2012 NHL Draft
WEIGHT	220	SEASON	NHL – 10th, Lightning – 10th
CATCHES	Left		

2022-2023 SEASON

Finished the season 34-22-4 in 60 starts with a 2.65 goals-against average and .915 save percentage... Recorded 30-plus wins for the sixth time in his career and sixth-consecutive season...Finished sixth in the NHL for wins, ending a streak where he finished first or tied for first in the NHL for wins at five-straight seasons... Ranked tied for third in the NHL for home wins (20)...Ranked tied for fifth in the NHL for starts and seventh for games played (60)...Finished fifth in the NHL for saves (1,716)...Notched four shutouts on the season, ranking tied for fifth in the NHL...Tied a Tampa Bay regular season record for number of saves in a shutout after making all 45 stops Feb. 25 at Detroit...Also recorded shutouts Feb. 9 vs. Colorado, March 28 at Carolina and April 1 vs. NY Islanders...Notched shutouts in two of his last five regular season starts...Recorded a .932 save percentage over his last five regular season starts...Made the second-most saves of his career for a regular season contest (52) in a shootout loss Nov. 3 vs. Carolina...Was selected to participate in the NHL All-Star Game for the fifth time in his career...**2023 Playoffs:** Started all six playoff games and went 2-4 with a 3.56 goals-against average and .875 save percentage...Three of his four losses in a First Round series vs. Toronto came in overtime...Made his 100th career playoff start in Game 1 of a First Round series vs. Toronto...

CAREER

2020-21 SEASON: Appeared in 63 games and finished 39-18-5 with a 2.49 goals-against average and .916 save percentage...Ranked tied for first in the NHL for wins with Florida's Sergei Bobrovsky...Ended the season first or tied for first in the NHL for wins for the fifth-straight season, becoming the first goalie in the NHL's expansion era (since 1967-68) and third in League history to at least share the NHL lead in wins in five consecutive seasons...Ranked tied for third in the NHL for starts (63), fifth for saves (1,712) and ninth for GAA...Made the second-most starts of his career, and his 39 wins were tied for the second most of his career...Had a season-long seven-game win streak Dec. 2-21 that tied for the fourth longest in the NHL in 2021-22...Notched a 17-save shutout Nov. 26 vs. Seattle for his second shutout of the season and 200th career NHL win...Selected to participate in his fourth NHL All-Star Game...**2022 Playoffs:** Started all 23 playoff games and went 14-9 with a 2.52 GAA and .922 save percentage...Stopped all 49 shots Game 4 of 2nd Rd. vs. Florida for his sixth career shutout in a series-clinching win...Won six-straight games from Game 6 of 1st Rd. vs. Toronto through Game 4 of 2nd Rd. vs. Florida to tie the longest win streak of his playoff career...Earned his 63rd career playoff win Game 5 of the Stanley Cup Final at Colorado for the second most among active NHL goalies and tied for the 13th most all-time in NHL history...**2020-21:** Appeared in 42 games for the Lightning, posting a league-leading 31 wins to go along with a 2.21 goals-against average, .925 save percentage and five shutouts...Ranked tied for 3rd in the NHL with 5 shutouts and is 9th for save percentage...Set Lightning record for a win streak (12 straight, 7-7th longest in NHL history) on March 23 against Dallas...Posted shutout streak of 228:09 from February 22 through March 4...Recorded 3rd consecutive shutout on March 2 at Dallas, becoming 1st Lightning goalie to post 3 shutouts in a row...**2021 Playoffs:** Appeared in all 23 postseason games, registering a record of 16-7 to go along with a 1.90 goals-against average and .937 save percentage...Won the Conn Smythe Trophy as the league's MVP of the playoffs...Set career-high with 5 shutouts, including shutting out each series-closing game...**2019-20:** Appeared in 52 games with the Lightning, compiling a record of 35-14-3 to go along with a 2.56 goals-against average and .917 save percentage...Named a finalist for the Vezina Trophy for the 3rd consecutive time...Selected to the NHL All-Star Game...Led the NHL for wins with 35...Ranked 3rd in the NHL for saves with 1,472...Passed Ben Bishop to become the Lightning's franchise all-time goalie games leader on Dec. 7 (228 games played)...Recorded a 21-game loss-less streak from Dec. 17 through Feb. 15 (19-0-2), which was a Lightning franchise record...Became the Lightning's all-time leader for wins with 132nd victory on Nov. 23 against Anaheim...**2020 Playoffs:** Appeared in all 25 Lightning playoff games, posting 18 wins to go along 1.80 goals-against average and .927 save

percentage...Led all NHL goaltenders for wins and save percentage...Post 1st career playoff shutout in Game 6 of the Stanley Cup Final against Dallas, posting 22 saves...**2018-19:** Appeared in 53 games, posting a record of 39-10-4 to go along with a 2.40 goals-against average and .925 save percentage and 6 shutouts...Won the Vezina Trophy...Set career bests for goals-against average and save percentage...Ranked 1st in the NHL for wins, 9th for goals-against average, tied for 6th for save percentage and tied for 4th for shutouts...Became the Lightning's all-time saves leader (5,739) passing Ben Bishop with 13 saves on March 25 vs. Boston...Set Lightning record for saves in a game with 54 on March 20 at Washington...Played in his 2nd All-Star Game...Missed 14 games from November 15 through December 10 with a fractured left foot...Became the Lightning's all-time leader for shutouts...**2019 Playoffs:** Appeared in 4 Stanley Cup Playoff games...**2017-18:** Appeared in 65 games with the Bolts, posting a record of 44-17-3 to go along with a 2.62 goals-against average and .920 save percentage with 8 shutouts...Set a franchise record for shutouts in a season and moved into 2nd place on the Bolts' all-time wins list...Ranked tied for 1st in the NHL for wins and shutouts...Made his 1st NHL All-Star appearance...Recorded career-best shutout streak (184:49) from December 28 through January 4...Tied franchise best 9-game win streak (in decisions) from October 9-30...Finalist for the Vezina Trophy...Appeared in 17 Stanley Cup Playoff games, posting a record of 11-6 to go along with a 2.58 goals-against average and .918 save percentage...Ranked 3rd for both wins and saves (481) in the NHL...**2016-17:** Appeared in 50 games with the Lightning, posting a record of 23-17-7 to go along with a 2.61 goals-against average and .917 save percentage...Led all Lightning goaltenders for games played, wins, shutouts (2) and save percentage...Recorded consecutive shutouts from 11/14-19...Went 6-1-1 over final 8 games of the regular season...Earned 2nd career assist on 1/24 at CHI...Appeared in 10 games for Team Russia at the 2017 IIHF World Championships, posting a record of 6-2, helping his country to the Bronze Medal...Also named to Team Russia for the World Cup, but did not play...**2015-16:** Appeared in 24 games with the Lightning, compiling a record of 11-10-0 to go along with a 2.76 goals-against average and .910 save percentage...Set career highs for games played, games started (21) and wins...Recorded 2nd career shutout on 1/27 vs. TOR...Missed the 1st 9 games of the regular season after having surgery to remove blood clot on 9/3...Also appeared in 8 postseason games, registering a record of 3-4 to go along with a 2.76 goals-against average and .925 save percentage...Set Lightning record for saves (44) in regulation time in Game 3 of ECF vs. PIT...Became 1st goalie to record 1st 2 career playoff wins in relief effort since Olaf Kolzig (1995-96)...**2014-15:** Played in 16 games for the Lightning, compiling a record of 7-5-1 to go along with a 2.36 goals-against average and

.918 save percentage...Ranked tied for 6th among rookie goalies in the NHL for wins...Made 28 saves for his 1st career NHL shutout on 3/3 vs. BUF...Set a new Lightning rookie franchise record with 45 saves on 12/20 at NYI...Made 23 saves on 24 saves, picking up the win in his NHL debut on 12/16 at PHI...Appeared in 25 games with the Syracuse Crunch, registering a record of 14-6-5 to go along with a 2.45 goals-against average and .917 save percentage...Named CCM/AHL Player of the Week on 12/15, posting a 2-0-0 record with a 0.50 goals-against average and .982 save percentage during the week...Appeared in 4 games with the Bolts during the postseason, compiling a record of 1-1 to go along with a 3.19 goals-against average and .895 save percentage...Made his Stanley Cup Playoffs debut in Game 4 against Montreal in the second round...Started Game 4 of the Stanley Cup Final, making 17 saves on 19 shots...Recorded his 1st career playoff win in Game 2 vs. Chicago in the Final in a relief effort...Became the

1st goalie to win his 1st career playoff game in a relief effort in the Stanley Cup Final since 1928...**2013-14:** Played 28 games for Salavat Yulaev Ufa of the KHL for the 2013-14 season, recording 28 wins and 14 losses... Played 6 games for Russia in the World Junior Championships, registering a 4-2 record... Played in 2 games for Russia in the World Championships, recording 1 win...**2012-13:** Played in 27 games for Tolpar Ufa, recording a 1.93 goals-against average and .930 save percentage...Played in 4 games for Russia at the World Junior Championships, posting a 3-1 record to go along with a 1.81 goals-against average and .950 save percentage...Won the Bronze Medal...**2011-12:** Played in 27 games for Tolpar Ufa, notching a 2.23 goals-against average and .931 save percentage... Appeared in 5 games for Russia at the World Junior Championships, registering a record of 4-1 and helped his country win the Silver Medal.

CAREER STATISTICS

		REGULAR SEASON											PLAYOFFS						
SEASON	TEAM	LEAGUE	GP	W	L	T	OT	SO	GA	SA	SV%	GAA	GP	W	L	SO	GA	SV%	GAA
2010-11	TOLPAR UFA	MHL	14	-	-	-	-	0	-	-	.937	1.81	-	-	-	-	-	-	-
2011-12	TOLPAR UFA	MHL	27	-	-	-	-	-	-	-	.931	2.23	2	-	-	-	-	-	2.23
2012-13	RUSSIA	WJC	5	4	1	-	-	2	-	-	.953	2.01	-	-	-	-	-	-	-
	TOLPAR UFA	MHL	27	-	-	-	-	0	-	-	.930	1.93	3	-	-	-	-	-	2.85
2013-14	SALAVAT UFA	KHL	8	4	1	-	-	1	-	-	.924	2.22	-	-	-	-	-	-	-
	RUSSIA	WJC	4	3	1	-	-	1	-	-	.950	1.81	-	-	-	-	-	-	-
	SALAVAT UFA	KHL	28	14	8	-	5	0	-	-	.923	2.21	18	-	-	-	-	-	1.99
	RUSSIA	WJC	6	4	2	-	-	0	-	-	.933	1.83	-	-	-	-	-	-	-
2014-15	RUSSIA	WC	2	1	0	-	-	1	-	-	.985	0.50	-	-	-	-	-	-	-
	TAMPA BAY	NHL	16	7	5	-	1	1	34	415	.918	2.36	4	1	1	0	6	.895	3.19
2015-16	SYRACUSE	AHL	25	14	6	-	5	2	60	727	.917	2.45	-	-	-	-	-	-	-
	TAMPA BAY	NHL	24	11	10	-	0	1	58	646	.910	2.76	8	3	4	0	20	.925	2.76
2016-17	SYRACUSE	AHL	12	7	4	-	1	1	23	331	.935	1.94	-	-	-	-	-	-	-
	TAMPA BAY	NHL	50	23	17	-	7	2	123	1,480	.917	2.61	-	-	-	-	-	-	-
2017-18	RUSSIA	WC	10	6	2	-	-	3	15	233	.935	1.72	-	-	-	-	-	-	-
	TAMPA BAY	NHL	65	44	17	-	3	8	167	2,075	.920	2.62	17	11	6	0	43	.918	2.58
2018-19	TAMPA BAY	NHL	53	39	10	-	4	6	128	1,713	.925	2.40	4	0	4	0	15	.856	3.83
2019-20	RUSSIA	WC	9	-	-	-	-	-	-	-	.946	1.60	-	-	-	-	-	-	-
	TAMPA BAY	NHL	52	35	14	-	3	3	133	1,605	.917	2.56	25	18	7	1	54	.927	.917
2020-21	TAMPA BAY	NHL	42	31	10	-	1	5	93	1,237	.925	2.21	23	16	7	5	44	.937	1.90
2021-22	TAMPA BAY	NHL	63	39	18	-	5	2	156	1,868	.916	2.49	23	14	9	1	59	.922	2.52
2022-23	TAMPA BAY	NHL	60	34	22	-	4	4	159	1,875	.915	2.65	6	2	4	0	23	.875	3.56
NHL TOTALS			425	263	123	-	28	32	1,051	12,914	.919	2.52	110	65	42	7	264	.921	2.37

HIGHLIGHTS

LONGEST WINNING STREAK:	12 (2/15-3/19/17)
In 2022-23:	4 (1/10-1/16/23)
LONGEST SHUTOUT STREAK:	228:09 (2/22-3/4/21)
In 2022-23:	118:37 (3/25-3/30/23)
MOST SHOTS FACED IN A GAME:	58 (3/20/19 at WSH)
MOST SAVES IN A GAME:	54 (3/20/19 at WSH)
SHUTOUTS:	32 (last – 4/1/23 vs. NYI)
In 2022-23:	4
SHOOTOUTS:	76-97 (.784 SV%, 19-7)
PENALTY SHOTS:	2-4 (.50%)
In 2022-23:	None

TRANSACTIONS

Re-signed an 8-year contract extension with the Bolts on 7/29/19...Signed a 3-year contract extension with the Lightning on 7/1/16...Signed by Tampa Bay to a three-year, entry level contract on 5/6/14.

NHL AND LIGHTNING FIRSTS

GAME:	12/16/14 at PHI
WIN:	12/16/14 at PHI
SHUTOUT:	3/3/15 vs. BUF





HUGO
ALNEFELT

POSITION	Goaltender	CATCHES	Left
HEIGHT	6-3	BORN	June 4, 2001 (Danderyd, Sweden)
WEIGHT	189	ACQUIRED	Selected in the third round, 71st overall, at the 2019 NHL Entry Draft

CAREER

Signed a 3-year, entry-level contract with the Lightning May 1, 2021... Drafted by Tampa Bay in the third round, 71st overall, at the 2019 NHL Entry Draft...**2022-23:** Played in 33 regular season games with Syracuse and went 17-12-2 with a .904 save percentage and a 2.77 goals-against average...Recorded his first career point with an assist on April 2 at Utica...His three shutouts were the most he has had in a single season...**2021-22:** Made his NHL debut Dec. 30 at Florida and made 7 saves on 10 shots in 20 minutes of relief action in the third period...Also made his pro debut with Syracuse Oct. 15 at Cleveland and earned the victory after making 14-of-15 saves in 33:03 of action...Made 23 appearances for the Crunch and

went 10-7-4 with a .882 save percentage and 3.14 goals-against average...Also saw 49:46 of action in one postseason contest for the Crunch and made all 24 stops...**2020-21:** Made 22 appearances for HV71 of the Swedish Hockey League and went 5-16-0 with one shutout...Also skated in 4 games for Sweden at the U20 World Junior Championships and went 2-2 with one shutout...**2019-20:** Spent the majority of the season with HV71 of the Swedish Hockey League and posted a 10-7-0 record with a 2.57 GAA and .905 save percentage...Went 5-1 with one shutout in 6 games for Sweden at the U20 World Junior Championships...**2018-19:** Was 4-1 with a shutout in 5 games for Sweden at the U18 World Junior Championships.

CAREER STATISTICS

CAREER STATISTICS		REGULAR SEASON											PLAYOFFS						
SEASON	TEAM	LEAGUE	GP	W	L	T	OT	SO	GA	SA	SV%	GAA	GP	W	L	SO	GA	SV%	GAA
2018-19	HV71 J20	SUPERELIT	24	14	10	-	0	1	-	-	.905	2.59	3	1	2	-	-	.894	3.09
	HV71 J18	J18 ELIT	2	1	1	-	0	0	-	-	.942	2.01	-	-	-	-	-	-	-
	SWEDEN U18	WJC-18	5	4	1	-	0	1	-	-	.921	2.75	-	-	-	-	-	-	-
2019-20	SWEDEN U20	WJC	6	5	1	-	0	1	-	-	.924	2.12	-	-	-	-	-	-	-
	HV71	SHL	18	10	7	-	0	0	-	-	.905	2.57	-	-	-	-	-	-	-
	HV71 J20	SUPERELIT	4	3	1	-	0	0	-	-	.903	2.95	-	-	-	-	-	-	-
2020-21	HV71	SHL	22	5	16	-	0	1	-	-	.904	3.16	-	-	-	-	-	-	-
	SWEDEN U20	WJC	4	2	2	0	0	1	-	-	.902	2.36	-	-	-	-	-	-	-
2021-22	TAMPA BAY	NHL	1	0	0	-	0	0	3	10	.700	9.00	-	-	-	-	-	-	-
	SYRACUSE	AHL	23	10	7	-	4	0	67	566	.882	3.14	1	0	0	0	0	1.000	0.00
	ORLANDO	ECHL	2	0	2	-	0	0	5	44	.886	3.51	-	-	-	-	-	-	-
2022-23	SYRACUSE	AHL	33	17	12	-	2	3	84	876	.904	2.77	-	-	-	-	-	-	-
NHL TOTALS			1	0	0	-	0	0	3	10	.700	9.00	-	-	-	-	-	-	-



ALEX
BARRÉ-BOULET

POSITION	Center	SHOOTS	Left
HEIGHT	5-10	BORN	May 21, 1997 (Montmagny, Quebec)
WEIGHT	178	ACQUIRED	Signed as a free agent on February 28, 2018

CAREER

Reclaimed off waivers from Seattle October 22, 2021...Claimed off waivers by Seattle October 11, 2021...Re-signed a 3-year contract with the Lightning July 30, 2021...Signed by the Lightning to a three-year entry level contract on March 1, 2018...**2022-23:** Played in 69 games with Syracuse and posted career highs in assists (60) and points (84)...Also scored 24 goals to rank 2nd among Crunch skaters...Led the Crunch in assists, scoring, power-play goals (7) and shots on goal (225)...Played in AHL All-Star Game...Recorded points in 8 consecutive games on two separate occasions (2-9—11 pts. From January 6-20 and 4-8—12 pts. From March 26-April 12)...Selected by his coaches and peers as a member of the AHL First-Team All-Stars at the end of the season...Won Syracuse's MVP Award...**2021-22:** Skated in 14 games with the Lightning and tallied 3 goals and 5 points...Also played in 2 games with the expansion Seattle Kraken and recorded an assist...Made season debut with Seattle October 14 at Nashville and notched first career assist...Made Lightning debut October 25 at Buffalo...Had a 3-game point streak October 26-November 1, ignited by his first career assist with the Bolts at Pittsburgh...Scored first goal of the season one game later October 28 vs. Arizona...Spent the majority of the season with Syracuse where he led the Crunch for assists (47) and scoring (63 pts.) in 58 games...Also netted 16 goals, seventh most on the Crunch...Posted 3 assists in 5 postseason games with Syracuse...**2020-21:** Played in 15 games with the Lightning during his rookie season and scored 3 goals...Made his NHL debut February 22 at Carolina and netted 1st NHL goal April 25 vs. Columbus...Scored in back-to-back games April 25-27...2 of his 3 goals came on the power play...Also appeared in 10 games for Syracuse, registering 8 goals and 12 points...Scored a goal in 5 straight games for the Crunch from March 26 through April 10...**2019-20:** Played in 60 games with the Crunch, leading the

team for goals and points...His 9 power-play goals ranked first on the team...Was named to the 2019-20 AHL Second All-Star Team...Represented the Crunch at the 2020 AHL All-Star Classic...**2018-19:** Skated in 74 games during his rookie season with the Syracuse Crunch, posting 34 goals and 68 points go along with 18 penalty minutes... Ranked tied for 1st on the Crunch for goals and 2nd for points....Ranked tied for 1st in the league for goals and sixth for points...Ranked tied for 1st in the AHL for power-play goals with 17...Won the AHL Rookie of the Year award...Named to the AHL All-Rookie Team, becoming only the 2nd Crunch player to be selected to the team...Led all AHL rookies for goals and points...Notched a 12-game scoring streak from Nov. 11 through Dec.12...**2017-18:** Skated in 65 games for Blainville-Boisbriand of the QMJHL, posting 53 goals and 116 points to go along with 67 penalty minutes...Named CHL Player of the Year...Led the QMJHL for points, goals and assists...Named the QMJHL Most Valuable Player...**2016-17:** Played in 65 games, splitting time between Blainville-Boisbriand and Drummondville, collecting 29 goals and 81 points...Ranked 11th in the QMJHL for points and 10th for assists with 52...Skated in 20 postseason games for Blainville-Boisbriand, notching 14 goals and 31 points...Ranked 1st in the QMJHL for goals in the playoffs and was 2nd for points....**2015-16:** Appeared in 65 games for Drummondville, registering 35 goals and 89 points...Ranked tied for 1st on Drummondville and tied for eighth in the QMJHL for points... Ranked tied for 8th in the QMJHL for assists with 54...Recorded 29 power-play assists, ranking fourth in the league...**2014-15:** Skated in 68 games for Drummondville, posting 23 goals and 51 points to go along with 24 penalty minutes...Ranked fifth among all QMJHL rookies for goals and eighth for points.

CAREER STATISTICS

CAREER STATISTICS

REGULAR SEASON									PLAYOFFS				
SEASON	TEAM	LEAGUE	GP	G	A	TP	+/ -	PIM	GP	G	A	TP	PIM
2014-15	DRUMMONDVILLE	QMJHL	68	23	28	51	-	24	-	-	-	-	-
2015-16	DRUMMONDVILLE	QMJHL	65	35	54	89	-	42	4	1	1	2	8
2016-17	DRUMMONDVILLE	QMJHL	37	17	31	48	-	26	-	-	-	-	-
	BLAINVILLE-BOISBRIAND	QMJHL	28	12	21	33	-	16	20	14	17	31	10
2017-18	BLAINVILLE-BOISBRIAND	QMJHL	65	53	63	116	-	67	19	13	14	27	14
2018-19	SYRACUSE	AHL	74	34	34	68	16	18	4	1	2	3	0
2019-20	SYRACUSE	AHL	60	27	29	56	2	22	-	-	-	-	-
2020-21	TAMPA BAY	NHL	15	3	0	3	0	0	-	-	-	-	-
	SYRACUSE	AHL	10	8	4	12	9	0	-	-	-	-	-
2021-22	SYRACUSE	AHL	58	16	47	63	10	32	5	0	3	3	2
	TAMPA BAY	NHL	14	3	2	5	0	4	-	-	-	-	-
	SEATTLE	NHL	2	0	1	1	0	0	-	-	-	-	-
2022-23	SYRACUSE	AHL	69	24	60	84	24	58	5	1	8	9	2
	TAMPA BAY	NHL	1	0	0	0	0	0	-	-	-	-	-
NHL TOTALS			32	6	3	9	0	4	-	-	-	-	-



LOGAN
BROWN

POSITION	Center	SHOOTS	Left
HEIGHT	6-7	BORN	March 5, 1998 (Raleigh, NC)
WEIGHT	229	ACQUIRED	Signed a one-year contract on July 1, 2023

CAREER

Signed a one-year contract with the Tampa Bay Lightning on July 1, 2023...Signed a one-year contract with the St. Louis Blues on February 8, 2022...Re-signed a one-year contract with the Ottawa Senators on September 18, 2021...Signed a three-year contract with the Senators on August 19, 2016...Selected by the Ottawa Senators in the first round, 11th overall, at the 2016 NHL Entry Draft...**2022-23:** Skated in 30 games with the St. Louis Blues and registered two goals and six points...Also appeared in two games with the Springfield Thunderbirds of the American Hockey League and posted two assists...**2021-22:** Played 39 games with the Blues and tallied career highs in goals (4), assists (7) and points (11)...Saw action in 19 AHL games with Springfield where he recorded

six goals and 17 points...**2020-21:** Appeared in just one game with Ottawa where he logged two penalty minutes...Played in 13 games with the Belleville Senators of thee AHL and tallied two goals and 11 points...**2019-20:** Skated in 23 games with the Senators and posted one goal and eight points...Played in 25 games with AHL Belleville and registered seven goals and 28 points...**2018-19:** Played in two games for the Senators and averaged 10:31 TOI...Logged AHL career highs in goals (14), assists (28) and points (42) with Belleville...**2017-18:** Played in four games with the Senators and logged one assist...Made his NHL debut on October 5, 2017 versus the Washington Capitals...Recorded his first career point on October 21, 2017 versus the Toronto Maple Leafs...

CAREER STATISTICS

SEASON	TEAM	LEAGUE	REGULAR SEASON						PLAYOFFS					
			GP	G	A	TP	+/-	PIM	GP	G	A	TP	PIM	
2014-15	WINDSOR	OHL	56	17	26	43	-8	20	-	-	-	-	-	
2015-16	WINDSOR	OHL	59	21	53	74	24	40	5	0	6	6	6	
	USNTDP	NTDP	9	4	9	13	-	6	-	-	-	-	-	
	USA-U18	WJC18	7	3	9	12	6	2	-	-	-	-	-	
2016-17	WINDSOR	OHL	35	14	26	40	-5	27	7	0	4	4	6	
2017-18	OTTAWA	NHL	4	0	1	1	0	0	-	-	-	-	-	
	WINDSOR	OHL	15	13	11	24	-6	10	-	-	-	-	-	
	KITCHENER	OHL	17	9	15	24	10	6	19	5	22	27	6	
2018-19	USA-U20	WJC20	3	0	1	1	0	0	-	-	-	-	-	
	OTTAWA	NHL	2	0	0	0	-2	0	-	-	-	-	-	
	BELLEVILLE	AHL	56	14	28	42	19	24	-	-	-	-	-	
2019-20	OTTAWA	NHL	23	1	7	8	0	4	-	-	-	-	-	
	BELLEVILLE	AHL	25	7	21	28	7	43	-	-	-	-	-	
2020-21	OTTAWA	NHL	1	0	0	0	0	2	-	-	-	-	-	
	BELLEVILLE	AHL	13	2	7	9	0	8	-	-	-	-	-	
2021-22	ST. LOUIS	NHL	39	4	7	11	-3	8	-	-	-	-	-	
	SPRINGFIELD	AHL	19	6	11	17	4	10	-	-	-	-	-	
2022-23	ST. LOUIS	NHL	30	2	4	6	-4	8	-	-	-	-	-	
	SPRINGFIELD	AHL	2	0	2	2	-3	0	-	-	-	-	-	
NHL TOTALS			99	7	19	26	-9	22	-	-	-	-	-	



DECLAN
CARLILE

POSITION	Defense	SHOOTS	Left
HEIGHT	6-1	BORN	May 18, 2000 (Flint, Michigan)
WEIGHT	185	ACQUIRED	Signed as a free agent to a 2-year, entry-level contract March 16, 2022


CAREER

Signed as a free agent to a 2-year, entry-level contract on March 16, 2022...**2022-23:** Appeared in 69 games with the Syracuse Crunch of the American Hockey League, posting eight goals and 24 points...Led the Crunch in plus/minus with a +28 rating...Led Syracuse rookies in assists with 16...Ranked 2nd in scoring among Crunch rookies...**2021-22:** Named alternate captain in his third season with Merrimack College...Played 35 games with Merrimack and recorded seven goals and 24 points...Made his AHL Debut with Syracuse on April 1, 2022 at Utica where he notched his first point in the form of an assist...Scored his first AHL goal on April 2, 2022 at Hartford in just the second game of his AHL Career...Played 10 games for Syracuse, tallying one goal and three assists...Also played in 4 Calder Cup Playoff games with the Crunch...**2020-2021:**

Played 14 games for Merrimack as a sophomore and posted two goals and 10 points, leading Merrimack defensemen...Nominee for the 2021 Hobey Baker Award...Blocked at least one shot in every game he played in, leading the NCAA with 3.14 blocked shots per game...**2019-2020:** Played in all 34 games for Merrimack College as a freshman...Led Merrimack defensemen and rookies in scoring with four goals and 18 assists...Named a finalist for rookie of the year in Hockey East...Named to Hockey East All-Rookie Team...Blocked 67 shots, leading all defensemen in Hockey East...**2018-19:** Played 59 USHL games between the Lincoln Stars and Muskegon Lumberjacks, producing four goals and 19 points...Skated in eight playoff games with Muskegon and recorded two assists.

CAREER STATISTICS

SEASON	TEAM	LEAGUE	REGULAR SEASON						PLAYOFFS					
			GP	G	A	TP	+/-	PIM	GP	G	A	TP	PIM	
2018-19	LINCOLN	USHL	32	3	11	14	-12	35	-	-	-	-	-	
	MUSKEGON	USHL	27	1	4	5	1	26	8	0	2	2	-4	
2019-20	MERRIMACK	NCAA	34	4	18	22	-10	22	-	-	-	-	-	
2020-21	MERRIMACK	NCAA	14	2	8	10	0	10	-	-	-	-	-	
2021-22	SYRACUSE	AHL	10	1	2	3	2	2	4	0	0	0	2	
	MERRIMACK	NCAA	35	7	17	24	14	8	-	-	-	-	-	
2022-23	SYRACUSE	AHL	69	8	16	24	28	39	5	2	0	2	4	



MITCHELL
CHAFFEE

POSITION	Right Wing	SHOOTS	Right
HEIGHT	6-1	BORN	Jan. 26, 1998 (Grand Rapids, Michigan)
WEIGHT	192	ACQUIRED	Signed as a free agent to a one-year, two-way contract July 1, 2023

CAREER

Signed as a free agent to a one-year, two-way contract by Tampa Bay July 1, 2023...Re-signed by Minnesota to a one-year contract July 17, 2022...Signed as a free agent to a two-year, entry-level contract by Minnesota March 24, 2020...**2022-23:** Spent the season with AHL Iowa and posted five goals, seven points and a plus-eight rating in 10 games before suffering a season-ending knee injury...**2021-22:** Played in two games with Minnesota, recording a shot and a plus-one rating...Made his NHL debut April 19 at Montreal...Spent the majority of the season with AHL Iowa and posted 23 goals and 39 points...Led Iowa for power-play goals (9), ranked second for goals and fourth for scoring...Scored his first professional hat trick January 29 vs. San Diego...**2020-21:** Tallied two goals and 17 points in 28 games in his first pro season with AHL Iowa...Ranked ninth on Iowa for scoring and fourth among Wild rookies...Ranked third on Iowa for assists (15) and second among Wild rookies...Made his pro debut February 5 at vs. Texas...Recorded his first pro point (assist) a day later February 6 vs. Texas...**Collegiate career:** Served as a co-captain of UMass-Amherst during his junior season

in 2019-20...Ranked tied for first on the Minutemen for power-play points (9) and second for scoring (29 pts.), goals (16), power-play goals (3), game-winning goals (3) and shots (101)...Ranked tied for seventh in Hockey East for goals and game-winning goals...Led Umass for goals (18) and ranked tied for first for power-play goals (7) and game-winning goals (4) during his sophomore campaign...Ranked third on the Minutemen for scoring (42 pts.) and fourth for plus/minus rating (+21)...Led Hockey East in scoring during league play and ranked third in goals and fourth in scoring overall...Named a Hockey East First Team All-Star, a CCM/AHCA First Team All-American...Recipient of the Herb Gallagher Award as New England's Best Forward and to the Hockey East All-Academic Team...Ranked tied for first on Umass for goals (13) and tied for second for scoring (24 pts.) as a freshman...13 goals was second-most by a freshman in a season in UMass' Hockey East era...Ranked tied for seventh among NCAA freshmen for goals...Named to the Hockey East All-Academic Team

CAREER STATISTICS

		REGULAR SEASON							PLAYOFFS				
SEASON	TEAM	LEAGUE	GP	G	A	TP	+/-	PIM	GP	G	A	TP	PIM
2015-16	BLOOMINGTON	USHL	54	7	6	13	7	40	4	0	0	0	0
2016-17	BLOOMINGTON	USHL	35	7	4	11	-12	34	-	-	-	-	-
	FARGO	USHL	14	1	4	5	1	4	3	1	0	1	0
2017-18	UMASS	NCAA	39	13	11	24	-5	22	-	-	-	-	-
2018-19	UMASS	NCAA	40	18	24	42	21	33	-	-	-	-	-
2019-20	UMASS	NCAA	30	16	13	29	16	16	-	-	-	-	-
2020-21	IOWA	AHL	28	2	15	17	9	16	-	-	-	-	-
2021-22	MINNESOTA	NHL	2	0	0	0	1	0	-	-	-	-	-
	IOWA	AHL	49	23	16	39	8	14	-	-	-	-	-
2022-23	IOWA	AHL	10	5	2	7	8	8	-	-	-	-	-
NHL TOTALS			2	0	0	0	1	0	-	-	-	-	-



SEAN
DAY

POSITION	Defense	SHOOTS	Left
HEIGHT	6-3	BORN	January 9, 1998 (Leuven, Belgium)
WEIGHT	225	ACQUIRED	Signed as a free agent on July 17, 2020

CAREER

Re-signed a 1-year, 2-way contract on June 5, 2023...Re-signed to a 1-year, 2-way contract on June 16, 2022...Signed to a 1-year, 2-way contract on August 1, 2021...Signed as a free agent by the Lightning on 7/17/20...Drafted by the NY Rangers in the 3rd round, 81st overall, at the 2016 NHL Draft...**2022-23:** Skated in 63 games with Syracuse and recorded 14 assists and logged 41 PIMS...He also saw action in 1 playoff game with Syracuse...**2021-22:** Made his NHL debut Dec. 28 vs. Montreal and logged 6:42 time on ice...Also saw action with the Lightning Dec. 30 at Florida and notched two shots in 14:43 time on ice...Skated in 69 games with Syracuse, notching 8 goals and 40 points...Set pro career highs for games, goals, assists (32), scoring, plus/minus (8) and game-winning goals (2)...Led all Crunch defensemen for scoring and ranked fourth among all Crunch skaters...Also led Crunch defensemen for goals and assists...Ranked tied for second among all Crunch skaters for assists...**2020-21:** Played in 29 games for the Crunch, recording 3 goals and 15 points go along with 38 penalty minutes...Led all Crunch defensemen for assists (12) and points...Led Syracuse for penalty minutes...Tallied

a 2-goal game on March 19 against W/B-Scranton...**2019-20:** Appeared in 16 games for the Hartford Wolf Pack, collecting a goal and 4 points to go along with 13 penalty minutes...Also skated in 36 ECHL games for Maine, collecting 5 goals and 20 points...**2018-19:** Skated in 46 games for the Wolf Pack, notching 3 goals and 14 points...Posted 4 goals and 11 assists in 19 games for Maine...**2017-18:** Split the season between Windsor and Kingston, recording 5 goals and 47 points in the OHL...Posted 4 goals and 14 points during the OHL playoffs while with Kingston...**2016-17:** Played in 58 games with Windsor, collecting 12 goals and 32 points...Set a career-best with 15 goals...Won the Memorial Cup with the Spitfires...Also skated in 5 games with Mississauga, tallying 3 goals and 5 points to start the season...**2015-16:** Skated in 57 games for Mississauga, recording 6 goals and 22 points to go along with 27 penalty minutes...Played in 71 playoff games, collecting a goal and 3 points...**2014-15:** Played in 61 games for Mississauga, registering 10 goals and 36 points...**2013-14:** Skated in 60 games in 1st OHL season with Mississauga, notching 6 goals and 16 points.

CAREER STATISTICS

		REGULAR SEASON							PLAYOFFS				
SEASON	TEAM	LEAGUE	GP	G	A	TP	+/-	PIM	GP	G	A	TP	PIM
2013-14	MISSISSAUGA	OHL	60	6	10	16	-35	34	4	0	1	1	4
2014-15	MISSISSAUGA	OHL	61	10	26	36	-27	62	-	-	-	-	-
2015-16	MISSISSAUGA	OHL	57	6	16	22	-13	27	7	1	2	3	4
2016-17	MISSISSAUGA	OHL	5	3	2	5	4	4	-	-	-	-	-
	WINDSOR	OHL	58	12	20	32	11	20	7	0	5	5	0
2017-18	WINDSOR	OHL	27	4	17	21	1	8	-	-	-	-	-
	KINGSTON	OHL	23	1	25	26	-11	4	16	4	10	14	0
2018-19	HARTFORD	AHL	46	3	11	14	-23	8	-	-	-	-	-
	MAINE	ECHL	19	4	11	15	4	6	-	-	-	-	-
2019-20	HARTFORD	AHL	16	1	3	4	-1	13	-	-	-	-	-
	MAINE	ECHL	36	5	15	20	12	27	-	-	-	-	-
2020-21	SYRACUSE	AHL	29	3	12	15	3	38	-	-	-	-	-
2021-22	TAMPA BAY	NHL	2	0	0	0	-2	0	-	-	-	-	-
	SYRACUSE	AHL	69	8	32	40	8	31	-	-	-	-	-
2022-23	SYRACUSE	AHL	63	0	14	14	0	41	1	0	0	0	0
NHL TOTALS			2	0	0	0	-2	0	-	-	-	-	-



LUCAS
EDMONDS

POSITION	Right Wing	SHOOTS	Right
HEIGHT	5-10	BORN	Jan. 27, 2001 (North Bay, Ontario)
WEIGHT	174	ACQUIRED	Selected in the third round, 86th overall, at the 2022 NHL Entry Draft

CAREER

Selected in the third round, 86th overall, at the 2022 NHL Entry Draft...**2022-23:** Skated in 49 games with the Syracuse Crunch of the American Hockey League and posted 15 goals and 27 points in his rookie season...Saw action in five Calder Cup Playoff games... Registered his first AHL point on November 4 at Charlotte in the form of an assist...Scored his first AHL goal on November 12 versus Utica...Named Syracuse's "Most-Improved Player of the Year"...**2021-22:** Played 68 games with the Kingston Frontenacs of the Ontario Hockey League...Led Kingston and ranked 3rd in the OHL for scoring with 113 points...Led the OHL in assists with 79 and ranked 2nd in power-play assists with 31...Named to the OHL's third all-star team...Won the Jim Mahon Trophy, awarded to the right winger with the most points in the OHL's regular season.

CAREER STATISTICS

		REGULAR SEASON							PLAYOFFS				
SEASON	TEAM	LEAGUE	GP	G	A	TP	+/-	PIM	GP	G	A	TP	PIM
2021-22	KINGSTON	OHL	68	34	79	113	29	14	11	6	5	11	8
2022-23	SYRACUSE	AHL	49	15	12	27	9	8	5	0	0	0	4



JACK
FINLEY

POSITION	Center	SHOOTS	Right
HEIGHT	6-6	BORN	September 2, 2002 (St. Louis, Missouri)
WEIGHT	218	ACQUIRED	Selected in the second round, 57th overall, at the 2020 NHL Entry Draft

CAREER

Signed to a three-year, two-way contract on December 12, 2020... Selected in the second round, 57th overall, at the 2020 NHL Entry Draft...**2022-23:** Appeared in 67 games with the Syracuse Crunch of the American Hockey League, tallying 12 goals and 21 points... Earned the title of Syracuse's "Brightest Prospect Award," given to the team's rookie of the year...**2021-22:** Played 60 games in the Western Hockey League between the Spokane Chiefs and the Winnipeg Ice, posting 27 goals and 50 points...Also saw action in 15 playoff games with the Ice and posted seven goals and 13 points, ranking 6th on the team...**2020-21:** Played only three games split between the Spokane Chiefs of the Western Hockey League and AHL Syracuse due to injury... **2019-20:** Appeared in 61 games with Spokane and posted 19 goals and 57 points... Ranked T-5th on the Chiefs for scoring and plus/minus with a +32 rating...**2018-19:** Posted 9 goals and 19 points in 63 games with the Spokane Chiefs... Ranked 2nd in scoring among Chiefs rookies...Ranked T-4th on the Chiefs for penalty minutes with 44... Also played in 15 playoff games and notched a goal and eight points, ranking 2nd among Chiefs rookies...**2017-18:** Made his WHL debut on December 15, 2017 against the Everett Silvertips...Notched his first WHL point on December 16, 2017 at the Portland Winterhawks.

CAREER STATISTICS

		REGULAR SEASON							PLAYOFFS				
SEASON	TEAM	LEAGUE	GP	G	A	TP	+/-	PIM	GP	G	A	TP	PIM
2017-18	SPOKANE	WHL	7	0	1	1	0	8	-	-	-	-	-
2018-19	SPOKANE	WHL	63	9	10	19	-6	44	15	1	7	8	8
2019-20	SPOKANE	WHL	61	19	38	57	32	32	-	-	-	-	-
2020-21	SYRACUSE	AHL	2	0	0	0	-1	0	-	-	-	-	-
	SPOKANE	WHL	1	0	0	0	0	0	-	-	-	-	-
2021-22	SPOKANE	WHL	21	8	8	16	-4	40	-	-	-	-	-
	WINNIPEG	WHL	39	19	15	34	5	28	15	7	6	13	20
2022-23	SYRACUSE	AHL	67	12	9	21	2	49	-	-	-	-	-



GABRIEL
FORTIER

POSITION	Left Wing	SHOOTS	Left
HEIGHT	5-11	BORN	February 6, 2000 (Lachine, Quebec)
WEIGHT	181	ACQUIRED	Selected in the second round, 59th overall, at the 2018 NHL Entry Draft.

CAREER

Re-signed a one-year, two-way contract on June 21, 2023...Signed a 3-year, entry-level contract with the Lightning Dec. 19, 2018...Drafted by Tampa Bay in the second round, 59th overall, at the 2018 NHL Entry Draft...**2022-23:** Appeared in 67 games with AHL Syracuse and recorded 11 goals and 29 points...Also saw action in one game with the Lightning and logged 8:25 time on ice...Winner of Syracuse's "Sole of the Team" Award, given to the player who shows the most heart...**2021-22:** Made his NHL debut November 30 at St. Louis...Played in 10 games overall with the Lightning, recording a goal and 4 penalty minutes...Scored his first career NHL goal December 21 at Vegas...Also recorded 14 goals and 35

points in 72 games with Syracuse...Notched career highs for goals, assists (21) and scoring...Ranked tied for seventh on the Crunch for scoring...**2020-21:** Skated in 30 games with Syracuse, posting 6 goals and 10 points...Also played in 13 games with Moncton of the QMJHL and tallied 6 goals and 8 points...**2019-20:** Split time between Baie-Comeau and Moncton in the QMJHL...Recorded 17 goals and 32 points in 36 games for Baie-Comeau...Notched 15 goals and 31 points in 28 games for Moncton...**2018-19:** Made his pro debut with Syracuse April 6 vs. Rochester and skated in 4 games total with the Crunch...Also recorded 35 goals and 83 points in 68 games for Baie-Comeau of the QMJHL.

CAREER STATISTICS

		REGULAR SEASON							PLAYOFFS				
SEASON	TEAM	LEAGUE	GP	G	A	TP	+/-	PIM	GP	G	A	TP	PIM
2016-17	BAIE-COMEAU	QMJHL	25	11	6	17	-	4	1	0	0	0	0
2017-18	BAIE-COMEAU	QMJHL	66	26	33	59	-	59	5	3	1	4	0
2018-19	BAIE-COMEAU	QMJHL	68	35	48	83	-	27	7	1	2	3	6
	SYRACUSE	AHL	4	0	0	0	-	0	1	0	0	0	0
2019-20	BAIE-COMEAU	QMJHL	36	17	15	32	-	16	-	-	-	-	-
	MONCTON	QMJHL	28	15	16	31	-	10	-	-	-	-	-
2020-21	SYRACUSE	AHL	30	6	4	10	-	2	-	-	-	-	-
	MONCTON	QMJHL	13	6	2	8	-	6	-	-	-	-	-
2021-22	TAMPA BAY	NHL	10	1	0	1	-2	4	-	0	-	-	-
	SYRACUSE	AHL	72	14	21	35	7	33	5	0	1	1	6
2022-23	TAMPA BAY	NHL	1	0	0	0	0	0	-	-	-	-	-
	SYRACUSE	AHL	67	11	18	29	13	29	5	0	0	0	0
NHL TOTALS			11	1	0	1	-2	4	-	-	-	-	-



GAGE
GONCALVES

POSITION	Center	SHOOTS	Left
HEIGHT	5-11	BORN	January 16, 2001 (Mission, B.C.)
WEIGHT	188	ACQUIRED	Selected in the second round, 62nd overall, at the 2020 NHL Entry Draft.

CAREER

Signed a 3-year, entry-level contract with the Lightning Dec. 13, 2020...Drafted by Tampa Bay in the second round, 62nd overall, at the 2020 NHL Entry Draft...**2022-23:** Saw action in 71 games in his second full season with Syracuse and recorded 41 assists and 54 points...Ranked 2nd in assists and 3rd in scoring for the Crunch...Notched 3 goals and 5 points in 5 playoff games to rank 3rd among Crunch skaters...**2021-22:** Skated in his first full pro season with Syracuse and posted 17 goals and 32 points in 70 contests...Ranked tied for fourth on the Crunch for goals and ninth for scoring...Also recorded an assist in five postseason contests...**2020-21:** Skated in

23 games with Everett in the WHL, notching 12 goals and 34 points in 23 games...Made his pro debut with Syracuse February 27 vs. Utica and tallied an assist for his first pro point...**2019-20:** Ranked second on Everett for scoring after notching 71 points in 60 contests...Also ranked second on the Silvertips for goals (33)...**2018-19:** Notched a goal and 15 points in 67 games for Everett in the WHL...Also skated in 10 playoff contests and recorded 2 goals and 6 points...**2017-18:** Made his WHL debut with Everett, skating in 1 game and recording 2 penalty minutes.

CAREER STATISTICS

		REGULAR SEASON							PLAYOFFS				
SEASON	TEAM	LEAGUE	GP	G	A	TP	+/-	PIM	GP	G	A	TP	PIM
2017-18	EVERETT	WHL	1	0	0	0	0	2	-	-	-	-	-
2018-19	EVERETT	WHL	67	1	14	15	10	26	10	2	4	6	2
2019-20	EVERETT	WHL	60	33	38	71	32	44	-	-	-	-	-
2020-21	EVERETT	WHL	23	12	22	34	17	12	-	-	-	-	-
	SYRACUSE	AHL	2	0	1	1	-3	0	-	-	-	-	-
2021-22	SYRACUSE	AHL	70	17	15	32	-2	29	5	0	1	1	0
2022-23	SYRACUSE	AHL	71	13	41	54	6	34	5	3	2	5	10



COLE
KOEPEKE

POSITION	Left Wing	SHOOTS	Left
HEIGHT	6-1	BORN	May 17, 1998 (Hermantown, Minnesota)
WEIGHT	203	ACQUIRED	Selected in the sixth round, 183rd overall, at the 2018 NHL Entry Draft

CAREER

Re-signed to a one-year, two-way contract June 14, 2023...Signed to 2-year, entry-level contract April 13, 2021...Selected in the sixth round, 183rd overall, at the 2018 NHL Entry Draft...**2022-23:** Made his NHL debut and skated in 17 games...Scored his first NHL goal on November 13, 2022 versus Washington...Also saw action in 52 games with Syracuse and posted 7 goals and 19 points...Tallied 3 assists over Syracuse's 5 playoff games and ranked T-2nd in assists among Crunch skaters...**2021-22:** Skated in 69 games with Syracuse during his first full pro season and recorded 20 goals and 39 points...Ranked fifth on the Crunch for scoring...Ranked third among Crunch skaters for goals...Also played in 5 postseason contests and notched 2 goals and 3 points...Ranked T-2nd on the Crunch for playoff scoring and third for goals...**2020-21:** Played in 28 games during his junior season at the University of Minnesota-Duluth and registered 15 goals and 23 points...Also made his pro debut with the Syracuse Crunch April 24 vs. Rochester...Scored his first pro goal a day later April 25

CAREER STATISTICS

		REGULAR SEASON							PLAYOFFS					
SEASON	TEAM	LEAGUE	GP	G	A	TP	+/–	PIM	GP	G	A	TP	PIM	
2018-19	MINNESOTA-DULUTH	NCAA	42	7	12	19	14	14	-	-	-	-	-	
2019-20	MINNESOTA-DULUTH	NCAA	34	16	17	33	14	16	-	-	-	-	-	
2020-21	MINNESOTA-DULUTH	NCAA	28	15	8	23	3	22	-	-	-	-	-	
	SYRACUSE	AHL	9	2	1	3	5	2	-	-	-	-	-	
2021-22	SYRACUSE	AHL	69	20	19	39	7	55	5	2	1	3	0	
2022-23	TAMPA BAY	NHL	17	1	0	1	-5	2	-	-	-	-	-	
	SYRACUSE	AHL	52	7	12	19	-4	23	5	0	3	3	2	

vs. Utica...Skated in 9 games total with the Crunch and posted 2 goals and an assist...**2019-20:** Recorded 16 goals and 33 points in 34 games during his sophomore season at Minnesota-Duluth...Named to the NCHC All-Conference first team and was one of four Bulldogs named as an ACHA All-American...Selected for the NCHC Academic All-Conference team...**2018-19:** Recorded 7 goals and 19 points in 42 games during his freshman season at Minnesota-Duluth...Helped the Bulldogs win the NCAA Frozen Four championship for a second-consecutive season...Was one of nine Bulldogs to see the ice in all 42 games and the lone rookie to do so...3 of his 7 goals were game-winners...Ranked third on Minnesota-Duluth for postseason scoring with 3 goals and 2 assists in 8 outings...Secured a spot on the NCAA Midwest Regional All-Tournament Team...Scored a pair of goals in UMD's 3-0 NCHC Frozen Faceoff semifinal triumph over Denver...Qualified for the NCHC Academic All-Conference Team.



EMIL
MARTINSEN LILLEBERG

POSITION	Defense	SHOOTS	Left
HEIGHT	6-2	BORN	February 2, 2001 (Sarpsborg, Norway)
WEIGHT	202	ACQUIRED	Signed a two-year contract on June 5, 2023

CAREER

Signed a two-year contract with the Tampa Bay Lightning on June 5, 2023...Drafted by the Arizona Coyotes in the fourth round, 107th overall in the 2021 NHL Entry Draft...**2022-23:** Skated in 46 games with IK Oskarshamn of the Swedish Hockey League (SHL)...Recorded three goals, 11 assists and 14 points in addition to logging 41 penalty minutes...Helped bring his team to the playoffs where he skated in three games and tallied one assist...Also played in 20 games for the Norwegian national team where he also recorded one assist...**2021-22:** Played 47 games in his rookie season with

IK Oskarshamn and tallied seven assists...Also saw action in 10 playoff games where he did not record a point and logged two penalty minutes...Appeared in 28 games with the Norwegian national team and logged 22 penalty minutes but did not record any points...**2020-21:** Played 18 games for Sparta Sarpsborg of the Fjordkraftligaen (Norway)...Scored two goals and posted two assists, tallying four points...Skated in 19 games for the Norwegian national team and recorded four goals and five points

CAREER STATISTICS

		REGULAR SEASON							PLAYOFFS					
SEASON	TEAM	LEAGUE	GP	G	A	TP	+/–	PIM	GP	G	A	TP	PIM	
2020-21	SARPSBORG	NORWAY	18	2	2	4	-6	39	-	-	-	-	-	
	NORWAY	INTERNATIONAL	19	4	1	5	-3	28	-	-	-	-	-	
2021-22	OSKARSHAMN	SHL	47	0	7	7	-4	16	10	0	0	0	2	
	NORWAY	INTERNATIONAL	28	0	0	0	-3	22	-	-	-	-	-	
2022-23	OSKARSHAMN	SHL	46	3	8	11	-4	41	3	0	1	1	2	
	NORWAY	INTERNATIONAL	27	0	1	1	-10	18	-	-	-	-	-	



WALTERI
MERELÄ

POSITION	Right Wing	SHOOTS	Right
HEIGHT	6-3	BORN	July 6, 1998 (Ylojarvi, Finland)
WEIGHT	210	ACQUIRED	Signed as a free agent to a one-year, two-way contract June 5, 2023


CAREER

Signed as a free agent by Tampa Bay to a one-year, two-way contract June 5, 2023...**2022-23:** Played for Tappara of the Finnish Elite League, the top professional ice hockey league in Finland, and posted 15 goals and 33 points in 41 regular season contests... Also averaged a point a game in 14 playoff contests, recording eight goals and 14 points to lead the team for goals and rank tied for second for scoring in helping Tappara to its second-straight Liiga championship...Saw action in one game for Finland at the 2023 World Championship and scored a goal in Finland's group play matchup against Hungary...**2021-22:** Notched 21 goals and 44 points in 57 regular season games for Tappara, ranking second on the team in both categories... Led Liiga for plus/minus (+31) and finished tied for fifth for goals and eighth for scoring...Posted a goal and eight points in 15 playoff contests in helping Tappara to the first

of its two-straight league titles...**2020-21:** Played the entire season with Pelicans of the Finnish Elite League and tallied 10 goals and 27 points in 57 contests...Ranked tied for fourth on Pelicans for goals, tied for fifth for assists (17) and sixth for scoring...Added a goal in five playoff games...**2019-20:** Spent the majority of the season with Pelicans of the Finnish Elite League and recorded seven goals, 11 assists and 18 points in 48 games...Ranked fifth on Pelicans for scoring and tied for fifth for assists...**2018-19:** Made his Finnish Elite League debut with Pelicans, playing nine games total and posting one assist...Saw the majority of his action with Pelicans U20 team where he registered 54 points (22 goals, 32 assists) in 32 regular season games to lead the team for scoring and assists and rank second for goals...Also tallied three goals and nine points in 10 playoff contests to finish second on the team for scoring.

CAREER STATISTICS

SEASON	TEAM	LEAGUE	REGULAR SEASON							PLAYOFFS					
			GP	G	A	TP	+/-	PIM		GP	G	A	TP	PIM	
2018-19	PELICANS	LIIGA	9	0	1	1	-4	0		-	-	-	-	-	
	PELICANS U20	SM-LIIGA	32	22	32	54	24	67		10	3	6	9	12	
	PELIITAT	MESTIS	9	1	4	5	-1	0		-	-	-	-	-	
2019-20	PELICANS	LIIGA	48	7	11	18	-3	16		-	-	-	-	-	
	PELICANS U20	SM-LIIGA	2	1	2	3	4	6		1	0	0	0	0	
	PELIITAT	MESTIS	10	3	4	7	-1	14		-	-	-	-	-	
2020-21	PELICANS	LIIGA	57	10	17	27	12	55		5	1	0	1	4	
2021-22	TAPPARA	LIIGA	57	21	23	44	31	38		15	1	7	8	8	
2022-23	TAPPARA	LIIGA	41	15	18	33	1	47		14	8	6	14	4	



PHILIPPE
MYERS

POSITION	Defense	SHOOTS	Right
HEIGHT	6-6	BORN	January 25, 1997 (Moncton, New Brunswick)
WEIGHT	213	ACQUIRED	From Nashville along with F Grant Mismash in exchange for D Ryan McDonagh on July 3, 2022

CAREER

Acquired by Tampa Bay along with F Grant Mismash from Nashville in exchange for D Ryan McDonagh on July 3, 2022...Loaned by Nashville to the Toronto Marlies (AHL) March 23, 2022...Traded to Nashville along with F Nolan Patrick from Philadelphia in exchange for D Ryan Ellis July 19, 2021...Signed a three-year, entry-level contract with Philadelphia Sept. 21, 2015...**2022-23:** Skated in 11 games during his debut season with Tampa Bay, scoring a goal and adding two assists...Made his Lightning debut in the season opener October 11 at the NY Rangers...Recorded his first point with the Lightning (assist) October 26 at Anaheim...Scored his lone goal of the season November 17 vs. Calgary...Spent the majority of the season with AHL Syracuse, where he skated in 52 games and tallied eight goals and 29 points...Ranked tied for third among Crunch defensemen for goals and third for assists (21) and scoring...Also saw action in five postseason contests, notching a goal and an assist...**2021-22:** Skated in 27 games with Nashville, notching a goal, four points and a plus-5 rating...Picked up his first point (assist) with Nashville Jan. 4 at Vegas...Scored his first goal as a Predator March 17 at Philadelphia...Dished out 50 hits, his 7.46 hits per 60 minutes average ranking fourth among Predators defensemen...Was loaned to the Toronto Marlies March 23 to close out the AHL regular season

and skated in 16 games, recording 2 goals and 7 points...**2020-21:** Appeared in 44 games for the Philadelphia Flyers in his first full NHL season...Tallied 10 assists and hit the 10-point mark (1g-10a) for the second-straight season...Averaged 18:52 of ice time, a career high and the fourth-highest on the Flyers...Ranked third among Philadelphia defensemen in hits (69) and fifth in blocked shots (40)...Logged a career-high 23:59 of ice time on April 29 at New Jersey...Scored his first goal of the season on April 27 at New Jersey...Skated in his 100th career NHL game on April 5 at Boston...**2019-20:** Established career highs in games played (50), goals (4), assists (12), points (16) and plus-minus (+17) with Philadelphia...Tied for 12th among NHL defensemen for plus-minus...2020 Playoffs: Skated in his first 16 career Stanley Cup Playoff games and scored three goals, including the OT winner in Game 2 of Philadelphia's Second Rd. series vs. the NY Islanders...**2018-19:** Made his NHL debut with the Flyers on Feb. 17, 2019 at Detroit...Scored his first career NHL goal March 9, 2019 vs. Washington...**International career:** Represented Canada at the 2017 World Junior Championship and recorded 3 assists in 4 games to earn a silver medal...Skated for Canada at the 2019 World Championship and notched 1 assist in 7 games to earn a silver medal.

CAREER STATISTICS

SEASON	TEAM	LEAGUE	REGULAR SEASON							PLAYOFFS					
			GP	G	A	TP	+/-	PIM		GP	G	A	TP	PIM	
2013-14	ROUYN-NORANDA	QMJHL	46	0	4	4	10	11		9	0	3	3	2	
2014-15	ROUYN-NORANDA	QMJHL	60	2	6	8	-14	55		6	0	2	2	15	
2015-16	ROUYN-NORANDA	QMJHL	63	17	28	45	52	44		20	4	12	16	18	
2016-17	ROUYN-NORANDA	QMJHL	34	10	25	35	21	46		13	3	6	9	14	
2017-18	LEHIGH VALLEY	AHL	50	5	16	21	12	54		13	3	4	7	12	
2018-19	PHILADELPHIA	NHL	21	1	1	2	-5	2		-	-	-	-	-	
	LEHIGH VALLEY	AHL	53	9	24	33	9	78		-	-	-	-	-	
2019-20	PHILADELPHIA	NHL	50	4	12	16	17	30		16	3	1	4	8	
	LEHIGH VALLEY	AHL	6	0	4	4	8	4		-	-	-	-	-	
2020-21	PHILADELPHIA	NHL	44	1	10	11	-10	22		-	-	-	-	-	
2021-22	NASHVILLE	NHL	27	1	3	4	5	12		-	-	-	-	-	
	TORONTO	AHL	16	2	5	7	-3	23		-	-	-	-	-	
2022-23	TAMPA BAY	NHL	11	1	2	3	0	4		-	-	-	-	-	
	SYRACUSE	AHL	52	8	21	29	7	88		5	1	1	2	10	
NHL TOTALS			153	8	28	36	7	70		16	3	1	4	8	



FELIX
ROBERT

POSITION	Center	SHOOTS	Right
HEIGHT	5-9	BORN	July 24, 1999 (Lambton, Quebec)
WEIGHT	175	ACQUIRED	Signed by the Lightning to a 2-year, entry-level contract July 13, 2022

CAREER

Signed by the Lightning to a 2-year, entry-level contract July 13, 2022...**2022-23:** Appeared in 55 games with the Syracuse Crunch, tallying 18 goals and 34 points...Ranked T-3rd on the Crunch for goals and T-8th for scoring...Ranked 3rd on the Crunch for power-play goals (6)...Also saw action in 5 playoff games with the crunch, posting 1 goal and 3 points...**2021-22:** Spent the season with the Wilkes-Barre/Scranton Penguins in the American Hockey League where he scored 16 goals, tallied 34 points and recorded a plus-19 rating...Led Wilkes-Barre/Scranton for plus-minus... Ranked T-3rd on the Penguins for goals and 5th for scoring...Also skated in 6 Calder Cup playoff contests and notched 2 goals and 4 points...**2020-21:** Played in 27 games during his rookie season with Wilkes-Barre/Scranton, tallying 6 goals and 13 points...Ranked T-6th on the Penguins for goals and T-8th for scoring...Made his Penguins debut Feb. 13 at Syracuse and notched an assist...Scored his first goals with Wilkes-Barre/Scranton Feb. 26 vs. Lehigh Valley... Also played in 10 games with Wheeling of the ECHL and notched 5 goals and 6 points...**Junior career:** Skated in 219 career games with Sherbrooke of the QMJHL and recorded totals of 81 goals, 135 assists and 216 points...Finished his junior career holding several Sherbrooke franchise records, including career power-play goals (29), longest point streak (16 games) and most points in a single season (92, 2019-20)...His 216 career points rank second in Phoenix history.

CAREER STATISTICS

			REGULAR SEASON						PLAYOFFS				
SEASON	TEAM	LEAGUE	GP	G	A	TP	+/-	PIM	GP	G	A	TP	PIM
2016-17	SHERBROOKE	QMJHL	45	7	16	23	-7	14	-	-	-	-	-
2017-18	SHERBROOKE	QMJHL	66	14	32	46	8	35	11	1	1	2	8
2018-19	SHERBROOKE	QMJHL	62	24	31	55	14	45	10	4	8	12	8
2019-20	SHERBROOKE	QMJHL	46	36	56	92	40	47	-	-	-	-	-
2020-21	WILKES-BARRE/SCRANTON	AHL	27	6	7	13	1	17	-	-	-	-	-
	WHEELING	ECHL	10	5	1	6	-2	20	-	-	-	-	-
2021-22	WILKES-BARRE/SCRANTON	AHL	63	16	18	34	19	30	6	2	2	4	2
2022-23	SYRACUSE	AHL	55	18	16	34	2	26	5	1	2	3	0



JACK
THOMPSON


POSITION	Defense	SHOOTS	Right
HEIGHT	6-1	BORN	March 19, 2002 (Courtice, Ontario)
WEIGHT	189	ACQUIRED	Selected in the third round, 93rd overall, at the 2020 NHL Entry Draft

CAREER

Signed to a three-year, two-way contract on May 18, 2021... Selected in the third round, 93rd overall, at the 2020 NHL Entry Draft...**2022-23:** Skated in 71 games with the Syracuse Crunch of the American Hockey League as a rookie...Tallied eight goals and 15 points to rank 2nd among Crunch rookie defensemen...Led all Syracuse defensemen and rookies in games played...Saw action in five playoff games with Syracuse and recorded two assists...**2021-22:** Appeared in 65 games in the Ontario Hockey League split between the Sudbury Wolves and Soo Greyhounds where he totaled 21 goals and 57 points...Led all OHL defensemen in goals...Named to OHL's second All-Star Team...Represented Team Canada in the International Ice Hockey Federation World Junior Championships where he notched a goal and four points in seven games, helping his team to a gold medal...**2020-21:** At the beginning of his third OHL season, he was loaned to Surahammars IF of HockeyEttan in Sweden where he tallied nine goals and 18 points in 18 games... Made his AHL debut on May 15, 2021 at the Rochester Americans and tallied his first point in the form of an assist...**2019-20:** Skated in 63 games and posted 13 goals and 32 points for OHL Sudbury... Led all Sudbury defensemen in goals, assists and points...**2018-19:** Made his OHL debut on September 21, 2018 at the Guelph Storm... Appeared in 52 regular season games and picked up six goals and 16 points...Also appeared in eight playoff games for Sudbury and scored one goal and posted five points...Led Sudbury rookie defensemen in scoring and led all rookies in plus/minus with a +14 rating.

CAREER STATISTICS

		REGULAR SEASON							PLAYOFFS				
SEASON	TEAM	LEAGUE	GP	G	A	TP	+/ -	PIM	GP	G	A	TP	PIM
2018-19	SUDBURY	OHL	52	6	10	16	14	18	8	1	4	5	2
2019-20	SUDBURY	OHL	63	13	19	32	-9	20	-	-	-	-	-
2020-21	SYRACUSE	AHL	1	0	1	1	2	0	-	-	-	-	-
	SURAHAMMARS	SWE	18	9	9	18	9	14	-	-	-	-	-
2021-22	SUDBURY	OHL	29	8	15	23	1	24	-	-	-	-	-
	SOO	OHL	36	13	21	34	1	10	9	6	8	14	11
	CANADA	WJC-20	7	1	3	4	10	2	-	-	-	-	-
2022-23	SYRACUSE	AHL	71	8	15	23	1	18	5	0	2	2	2



MATT
TOMKINS

POSITION	Goaltender	CATCHES	Left
HEIGHT	6-4	BORN	June 19, 1994 (Edmonton, Alberta)
WEIGHT	191	ACQUIRED	Signed a two-year contract on May 10, 2023

CAREER

Signed a two-year contract with the Tampa Bay Lightning on May 10, 2023...Signed a two-year contract with the Chicago Blackhawks on January 23, 2020...Drafted in the seventh round, 199th overall, by Chicago in the 2012 NHL Entry Draft...**2022-23:** Played in 32 games with Farjestad BK of the Swedish Hockey League, posting a 20-12-0 record with two shutouts...Registered a save percentage of .911% and a goals against average of 2.53...Also played in seven playoff games for Farjestad, winning three of the seven games he appeared in and posted a .905 save percentage and 2.68 goals against average...**2021-22:** Skated in 33 games for Frolunda HC of the Swedish Hockey League, finishing with a 19-13-0 record with three shutouts...Also played in eight playoff games with Frolunda, helping the team sweep their first round series 4-0...Went 5-3-0 in the eight games he appeared in and registered a .885 save percentage and

a 2.70 goals against average...Also played three games for Team Canada in the 2022 Winter Olympic Games and went 2-1-0 with a .963 save percentage and 1.01 goals against average...**2020-21:** Appeared in 15 games for the Rockford Ice Hogs of the AHL and posted a 5-9-1 record...**2019-20:** Played 13 games for AHL Rockford and won five of his 13 starts (5-7-1)...**2018-19:** Saw action in 54 games for the Indy Fuel of the East Coast Hockey League (29-19-5) and had two shutouts...Finished the season with a .905 save percentage and 3.04 goals against average...**2017-18:** Played in eight games with Rockford and went 1-4-2...Also played in 25 games with Indy and went 11-9-2 with a .912 save percentage...**2016-17:** Skated in his senior season at Ohio State University and finished with a 12-5-3 record in 22 games with one shutout...Posted a 2.48 goals against average, the best of his NCAA career...

CAREER STATISTICS

CAREER STATISTICS			REGULAR SEASON										PLAYOFFS						
SEASON	TEAM	LEAGUE	GP	W	L	T	OT	SO	GA	SA	SV%	GAA	GP	W	L	SO	GA	SV%	GAA
2013-14	OHIO	NCAA	17	6	7	-	2	0	43	440	.911	2.78	-	-	-	-	-	-	-
2014-15	OHIO	NCAA	14	5	7	-	1	2	42	297	.876	3.28	-	-	-	-	-	-	-
2015-16	OHIO	NCAA	14	5	7	-	1	0	50	396	.888	3.87	-	-	-	-	-	-	-
2016-17	OHIO	NCAA	22	12	5	-	3	1	47	467	.909	2.48	-	-	-	-	-	-	-
2017-18	ROCKFORD	AHL	8	1	4	-	2	0	30	203	.871	4.04	-	-	-	-	-	-	-
	INDY	ECHL	25	11	9	-	2	0	80	830	.912	3.47	-	-	-	-	-	-	-
2018-19	INDY	ECHL	54	29	19	-	5	2	163	1550	.905	3.04	-	-	-	-	-	-	-
2019-20	ROCKFORD	AHL	13	5	7	-	1	0	40	344	.896	3.12	-	-	-	-	-	-	-
2020-21	ROCKFORD	AHL	15	5	9	-	1	0	47	458	.907	3.21	-	-	-	-	-	-	-
2021-22	FROLUNDA	SHL	33	19	13	-	0	3	76	750	.908	2.46	8	5	3	0	-	.885	2.70
	CANADA	OLYMPICS	3	2	1	-	0	1	-	-	.963	1.01	-	-	-	-	-	-	-
	CANADA	WC	1	0	1	-	0	0	-	-	.786	8.18	-	-	-	-	-	-	-
2022-23	FARJESTAD	SHL	32	20	12	-	0	2	81	834	.911	2.53	7	3	4	0	18	.905	2.68



ILYA
USAU

POSITION	Center	SHOOTS	Left
HEIGHT	6-0	BORN	August 3, 2001 (Minsk, Belarus)
WEIGHT	189	ACQUIRED	Signed as a free agent to a 3-year, entry-level contract March 20, 2022

CAREER

Signed as a free agent to a 3-year, entry-level contract March 20, 2022...**2022-23:** Skated in 57 games with the Syracuse Crunch of the American Hockey League...Ranked third among Crunch rookie forwards in scoring with four goals and 16 points...**2021-22:** Appeared in 40 games with Minsk Dynamo of the KHL in Russia and totaled nine goals and 26 points...He also saw action in four playoff games where he accumulated eight penalty minutes...**2020-21:** Played 56 games with Minsk and posted three goals and six points, including 64 penalty minutes...Skated in five playoff games and

notched a goal and three points...**2019-20:** Played in 58 games with the Prince Albert Raiders of the Western Hockey League where he scored 22 goals and totaled 52 points...Also represented Belarus in the U18 World Junior Championships where he tallied three assists in five games...**2018-19:** Finished high school and competed in the U18 World Junior Championships and scored two goals in five games...**2017-18:** Appeared in four games for the Central Illinois Flying Aces of the United States Hockey League.

CAREER STATISTICS

REGULAR SEASON										PLAYOFFS					
SEASON	TEAM	LEAGUE	GP	G	A	TP	+/-	PIM		GP	G	A	TP	PIM	
2017-18	CENTRAL ILLINOIS	USHL	4	0	0	0	-1	2		-	-	-	-	-	-
	BELARUS	WJC-18	5	2	0	2	-2	2		-	-	-	-	-	-
2018-19	BELARUS	WJC-18	5	0	3	3	0	10		-	-	-	-	-	-
2019-20	PRINCE ALBERT	WHL	58	22	30	52	14	29		-	-	-	-	-	-
	BELARUS	WJC-20	5	1	2	3	4	4		-	-	-	-	-	-
2020-21	MINSK DYNAMO	KHL	56	3	3	6	-12	64		5	1	2	3	2	
2021-22	MINSK DYNAMO	KHL	40	9	17	26	9	12		4	0	0	0	8	
2022-23	SYRACUSE	AHL	57	4	12	16	1	26		4	0	0	0	0	



NICK CAPONE

POSITION Right Wing
HEIGHT 6-2
WEIGHT 202
SHOOTS Right
BORN December 17, 2001 (East Haven, Connecticut)
ACQUIRED Selected in the sixth round, 157th overall, at the 2020 NHL Entry Draft

CAREER STATISTICS

SEASON	TEAM	LEAGUE	REGULAR SEASON						PLAYOFFS					
			GP	G	A	TP	+/·	PIM	GP	G	A	TP	PIM	
2017-18	CENTRAL IL	USHL	4	0	1	1	1	6	-	-	-	-	-	-
2018-19	TRI-CITY	USHL	5	1	0	1	1	12	2	0	0	0	0	
2019-20	TRI-CITY	USHL	34	7	12	19	-1	96	-	-	-	-	-	
2020-21	UCONN	NCAA	20	1	4	5	4	8	-	-	-	-	-	
2021-22	UCONN	NCAA	31	4	7	11	0	28	-	-	-	-	-	
2022-23	UCONN	NCAA	35	9	9	18	2	34	-	-	-	-	-	



MAX CROZIER

POSITION Defense
HEIGHT 6-1
WEIGHT 197
SHOOTS Right
BORN April 19, 2000 (Calgary, Alberta)
ACQUIRED Selected in the fourth round, 120th overall, at the 2019 NHL Entry Draft

CAREER STATISTICS

SEASON	TEAM	LEAGUE	REGULAR SEASON						PLAYOFFS					
			GP	G	A	TP	+/·	PIM	GP	G	A	TP	PIM	
2017-18	NANAIMO	BCHL	49	6	23	29	0	67	6	0	2	2	6	
2018-19	SIOUX FALLS	USHL	60	10	33	43	5	132	12	4	7	11	10	
2019-20	PROVIDENCE	NCAA	33	4	12	16	11	24	-	-	-	-	-	
2020-21	PROVIDENCE	NCAA	17	3	5	8	5	10	-	-	-	-	-	
2021-22	PROVIDENCE	NCAA	32	7	16	23	9	16	-	-	-	-	-	
2022-23	PROVIDENCE	NCAA	37	3	21	24	10	33	-	-	-	-	-	
	SYRACUSE	AHL	9	0	3	3	1	6	5	0	0	0	2	



WARREN CLARK

POSITION Defense
HEIGHT 6-3
WEIGHT 195
SHOOTS Right
BORN August 31, 2004 (Windsor, Ontario)
ACQUIRED Selected in the sixth round, 179th overall, at the 2023 NHL Entry Draft

CAREER STATISTICS

SEASON	TEAM	LEAGUE	REGULAR SEASON						PLAYOFFS					
			GP	G	A	TP	+/·	PIM	GP	G	A	TP	PIM	
2021-22	CHATHAM	GOJHL	47	6	14	20	-	16	22	0	10	10	6	
	SOUTH SHORE	NCDC	3	0	0	0	-	0	-	-	-	-	-	
2022-23	STEINBACH	MIHL	55	6	32	38	-	14	18	1	7	8	4	



DYLAN DUKE

POSITION Left Wing
HEIGHT 5-10
WEIGHT 175
SHOOTS Left
BORN March 4, 2003 (Strongsville, Ohio)
ACQUIRED Selected in the fourth round, 126th overall, at the 2021 NHL Entry Draft

CAREER STATISTICS

SEASON	TEAM	LEAGUE	REGULAR SEASON						PLAYOFFS					
			GP	G	A	TP	+/·	PIM	GP	G	A	TP	PIM	
2019-20	USNTDP	USHL	32	12	11	23	3	22	-	-	-	-	-	
	USA-U17	NTDP	46	29	18	47	-	28	-	-	-	-	-	
	USA-U18	NTDP	6	0	1	1	-	2	-	-	-	-	-	
2020-21	USNTDP	USHL	26	10	7	17	2	20	-	-	-	-	-	
	USA-U17	NTDP	3	0	0	0	-	6	-	-	-	-	-	
	USA-U18	NTDP	50	29	20	49	19	32	-	-	-	-	-	
2021-22	MICHIGAN	NCAA	41	10	9	19	7	20	-	-	-	-	-	
2022-23	MICHIGAN	NCAA	41	18	14	32	10	43	-	-	-	-	-	



JAYDON DUREAU

POSITION Left Wing
HEIGHT 5-11
WEIGHT 176
SHOOTS Left
BORN January 20, 2001 (White City, Saskatchewan)
ACQUIRED Selected in the fifth round, 147th overall, at the 2020 NHL Entry Draft

CAREER STATISTICS

SEASON	TEAM	LEAGUE	REGULAR SEASON						PLAYOFFS					
			GP	G	A	TP	+/·	PIM	GP	G	A	TP	PIM	
2017-18	PORTLAND	WHL	6	0	0	0	0	0	-	-	-	-	-	
2018-19	PORTLAND	WHL	67	12	17	29	12	35	5	0	3	3	0	
2019-20	PORTLAND	WHL	61	19	51	70	41	35	-	-	-	-	-	
2020-21	SYRACUSE	AHL	2	0	1	1	-1	0	-	-	-	-	-	
	PORTLAND	WHL	24	10	21	31	10	10	-	-	-	-	-	
	MELVILLE	SJHL	6	7	4	11	-	2	-	-	-	-	-	
2021-22	SYRACUSE	AHL	3	1	0	1	-1	0	-	-	-	-	-	
	PORTLAND	WHL	49	24	42	66	21	24	9	1	5	6	0	
2022-23	SYRACUSE	AHL	13	1	1	2	0	2	-	-	-	-	-	
	ORLANDO	ECHL	36	6	13	19	0	18	-	-	-	-	-	



ALEX GAGNE

POSITION Defense
HEIGHT 6-4
WEIGHT 205
SHOOTS Left
BORN August 12, 2002 (Bedford, New Hampshire)
ACQUIRED Selected in the sixth round, 192nd overall, at the 2021 NHL Entry Draft

CAREER STATISTICS

SEASON	TEAM	LEAGUE	REGULAR SEASON						PLAYOFFS					
			GP	G	A	TP	+/·	PIM	GP	G	A	TP	PIM	
2019-20	CEDAR RAPIDS	USHL	38	2	6	8	-8	26	4	0	0	0	2	
2020-21	MUSKEGON	USHL	53	3	23	26	35	24	-	-	-	-	-	
2021-22	NEW HAMPSHIRE	NCAA	33	1	7	8	-3	16	-	-	-	-	-	
2022-23	NEW HAMPSHIRE	NCAA	35	1	8	9	-6	14	-	-	-	-	-	



COOPER FLINTON

POSITION Left Wing
HEIGHT 6-2
WEIGHT 205
SHOOTS Left
BORN August 16, 2003 (Auburn, New Hampshire)
ACQUIRED Selected in the seventh round, 211th overall, at the 2021 NHL Entry Draft

CAREER STATISTICS

SEASON	TEAM	LEAGUE	REGULAR SEASON						PLAYOFFS					
			GP	G	A	TP	+/·	PIM	GP	G	A	TP	PIM	
2021-22	CEDAR RAPIDS	USHL	57	11	10	21	-14	65	2	0	0	0	2	
2022-23	DARTMOUTH	NCAA	27	6	9	15	-5	12	-	-	-	-	-	



ETHAN GAUTHIER

POSITION Right Wing
HEIGHT 5-11
WEIGHT 181
SHOOTS Right
BORN January 26, 2005 (Scottsdale, Arizona)
ACQUIRED Selected in the second round, 37th overall, at the 2023 NHL Entry Draft

CAREER STATISTICS

SEASON	TEAM	LEAGUE	REGULAR SEASON						PLAYOFFS					
			GP	G	A	TP	+/·	PIM	GP	G	A	TP	PIM	
2021-22	SHERBROOKE	QMJHL	65	18	21	39	10	40	-	-	-	-	-	
2022-23	SHERBROOKE	QMJHL	66	30	39	69	29	47	-	-	-	-	-	



DYLLAN
GILL

POSITION Defense
HEIGHT 6-2
WEIGHT 191

SHOOTS Right
BORN June 7, 2004 (Riverview, New Brunswick)
ACQUIRED Selected in the seventh round, 223rd overall, at the 2022 NHL Entry Draft

CAREER STATISTICS

SEASON	TEAM	LEAGUE	REGULAR SEASON							PLAYOFFS				
			GP	G	A	TP	+/-	PIM		GP	G	A	TP	PIM
2020-21	ROUYN-NORANDA	QMJHL	39	0	2	2	-19	4		3	0	0	0	2
2021-22	ROUYN-NORANDA	QMJHL	66	6	15	21	-22	24		3	0	1	1	2
2022-23	ROUYN-NORANDA	QMJHL	68	8	49	57	12	35		5	1	6	7	0



JACK
HARVEY

POSITION Left Wing
HEIGHT 5-10
WEIGHT 166

SHOOTS Left
BORN March 31, 2003 (Des Moines, Iowa)
ACQUIRED Selected in the seventh round, 193rd overall, at the 2023 NHL Entry Draft

CAREER STATISTICS

SEASON	TEAM	LEAGUE	REGULAR SEASON							PLAYOFFS				
			GP	G	A	TP	+/-	PIM		GP	G	A	TP	PIM
2019-20	CHICAGO	USHL	3	0	0	0	-1	0		-	-	-	-	-
2020-21	CHICAGO	USHL	48	9	8	17	7	6		8	0	1	1	0
	USNTDP	USHL	1	0	0	0	0	0		-	-	-	-	-
	USA-U18	NTDP	2	0	0	0	1	0		-	-	-	-	-
2021-22	CHICAGO	USHL	60	26	23	49	1	8		3	0	1	1	0
	USA-U18	NTDP	2	0	0	0	-1	0		-	-	-	-	-
2022-23	CHICAGO	USHL	62	40	34	74	30	24		6	2	2	4	0



MAXIM
GROSHEV

POSITION Right Wing
HEIGHT 6-2
WEIGHT 196

SHOOTS Left
BORN December 14, 2001 (Agryz, Russia)
ACQUIRED Selected in the third round, 85th overall, at the 2020 NHL Entry Draft

CAREER STATISTICS

SEASON	TEAM	LEAGUE	REGULAR SEASON							PLAYOFFS				
			GP	G	A	TP	+/-	PIM		GP	G	A	TP	PIM
2019-20	NIZHNEKAMSK	KHL	36	1	6	7	3	4		3	0	0	0	0
	NIZHNEKAMSK	MHL	8	3	2	5	2	0		-	-	-	-	-
2020-21	NIZHNEKAMSK	KHL	17	0	2	2	-4	2		-	-	-	-	-
	NIZHNEKAMSK	MHL	1	0	0	0	-1	2		-	-	-	-	-
	ST. PETERSBURG	KHL	18	1	0	1	-4	8		-	-	-	-	-
	ST. PETERSBURG	VHL	1	0	0	0	-2	0		-	-	-	-	-
	ST. PETERSBURG	MHL	0	0	0	0	0	0		3	0	0	0	2
2021-22	ST. PETERSBURG	KHL	3	0	1	1	1	0		1	0	0	0	0
	ST. PETERSBURG	VHL	16	1	11	12	8	4		17	7	3	10	14
	ST. PETERSBURG	MHL	0	0	0	0	0	0		2	0	1	1	0
2022-23	ST. PETERSBURG	KHL	34	4	2	6	-2	4		-	-	-	-	-
	ST. PETERSBURG	VHL	22	9	9	18	0	10		1	0	0	0	0



ETHAN
HAY

POSITION Center
HEIGHT 6-1
WEIGHT 197

SHOOTS Left
BORN January 15, 2005 (Kitchener, Ontario)
ACQUIRED Selected in the seventh round, 211th overall, at the 2023 NHL Entry Draft

CAREER STATISTICS

SEASON	TEAM	LEAGUE	REGULAR SEASON							PLAYOFFS				
			GP	G	A	TP	+/-	PIM		GP	G	A	TP	PIM
2021-22	FLINT	OHL	59	8	11	19	-3	78		19	1	1	2	16
2022-23	FLINT	OHL	64	17	11	28	-11	61		7	1	5	6	6



ISAAC HOWARD

POSITION Left Wing
HEIGHT 5-10
WEIGHT 182
SHOOTS Left
BORN March 30, 2004 (Hudson, Wisconsin)
ACQUIRED Selected in the first round, 31st overall, at the 2022 NHL Entry Draft

CAREER STATISTICS

		REGULAR SEASON							PLAYOFFS				
SEASON	TEAM	LEAGUE	GP	G	A	TP	+/-	PIM	GP	G	A	TP	PIM
2020-21	USNTDP	USHL	28	16	17	33	3	4	-	-	-	-	-
	U.S. U17	USDP	34	27	27	54	-	4	-	-	-	-	-
	U.S. U18	USDP	17	5	14	19	5	0	-	-	-	-	-
	UNITED STATES	U-18	5	1	3	4	-1	0	-	-	-	-	-
2021-22	USNTDP	USHL	27	11	26	37	18	32	-	-	-	-	-
	U.S. U18	USDP	60	33	49	82	31	42	-	-	-	-	-
	UNITED STATES	U-18	6	6	5	11	8	2	-	-	-	-	-
2022-23	MINNESOTA-DULUTH	NCAA	35	6	11	17	-13	25	-	-	-	-	-



CONNOR KURTH

POSITION Right Wing
HEIGHT 5-11
WEIGHT 207
SHOOTS Right
BORN July 30, 2003 (Elk River, Minnesota)
ACQUIRED Selected in the sixth round, 192nd overall, at the 2022 NHL Entry Draft

CAREER STATISTICS

		REGULAR SEASON							PLAYOFFS				
SEASON	TEAM	LEAGUE	GP	G	A	TP	+/-	PIM	GP	G	A	TP	PIM
2020-21	DUBUQUE	USHL	52	15	26	41	-8	26	2	0	0	0	0
2021-22	DUBUQUE	USHL	62	35	46	81	37	40	2	2	0	2	4
2022-23	MINNESOTA	NCAA	38	7	4	11	8	35	-	-	-	-	-



NIKO HUUHTANEN

POSITION Right Wing
HEIGHT 6-2
WEIGHT 204
SHOOTS Right
BORN June 26, 2003 (Espoo, Finland)
ACQUIRED Selected in the seventh round, 224th overall, at the 2021 NHL Entry Draft

CAREER STATISTICS

		REGULAR SEASON							PLAYOFFS				
SEASON	TEAM	LEAGUE	GP	G	A	TP	+/-	PIM	GP	G	A	TP	PIM
2021-22	EVERETT	WHL	65	37	40	77	20	85	-	-	-	-	-
2022-23	JUKURIT	LIIGA	48	17	13	30	-3	72	-	-	-	-	-
	FINLAND-U20	WJC-20	5	2	1	3	-1	4	-	-	-	-	-
	FINLAND-U20	INTERNATIONAL	8	3	4	7	4	4	6	-	-	-	-



BENNETT MACARTHUR

POSITION Left Wing
HEIGHT 5-11
WEIGHT 191
SHOOTS Left
BORN January 30, 2001 (Summerside, Prince Edward Island)
ACQUIRED Signed as a free agent to a 3-year, entry-level contract March 1, 2022

CAREER STATISTICS

		REGULAR SEASON							PLAYOFFS				
SEASON	TEAM	LEAGUE	GP	G	A	TP	+/-	PIM	GP	G	A	TP	PIM
2019-20	ACADIE-BATHURST	QMJHL	33	8	4	12	-4	6	-	-	-	-	-
2020-21	ACADIE-BATHURST	QMJHL	33	28	12	40	9	16	9	6	5	11	9
2021-22	ACADIE-BATHURST	QMJHL	54	42	35	77	25	28	8	1	5	6	6
2022-23	SYRACUSE	AHL	4	0	0	0	-5	2	-	-	-	-	-
	ORLANDO	ECHL	53	10	18	28	-9	18	-	-	-	-	-



NICK
MALIK

POSITION Goaltender
HEIGHT 6-1
WEIGHT 177
CATCHES Left
BORN April 26, 2002 (Raleigh, North Carolina)
ACQUIRED Selected in the fifth round, 160th overall, at the 2022 NHL Entry Draft

CAREER STATISTICS

REGULAR SEASON										PLAYOFFS				
SEASON	TEAM	LEAGUE	GP	W	L	OT	SO	SV%	GAA	GP	W	L	SV%	GAA
2019-20	TRINEC OCELARI	CZECH	2	0	1	0	0	.794	6.23	-	-	-	-	-
	SOO	OHL	16	5	11	0	0	.886	3.77	-	-	-	-	-
	CZECH REP.	WJC-20	1	0	0	0	0	.864	3.96	-	-	-	-	-
2020-21	FRYDEK-MISTEK	CZECH2	4	2	2	0	1	.921	2.74	-	-	-	-	-
	CZECH REP.	WJC-20	4	1	2	0	1	.890	2.90	-	-	-	-	-
2021-22	KOOKOO	LIIGA	34	15	9	9	4	.922	1.97	14	7	7	.926	2.14
2022-23	KOOKOO	LIIGA	24	4	13	6	0	.891	2.74	3	0	2	.938	1.92



JAYSON
SHAUGABAY

POSITION Right Wing
HEIGHT 5-9
WEIGHT 153
SHOOTS Right
BORN April 5, 2005 (Roseau, MN)
ACQUIRED Selected in the fourth round, 115th overall, at the 2023 NHL Entry Draft

CAREER STATISTICS

REGULAR SEASON										PLAYOFFS				
SEASON	TEAM	LEAGUE	GP	G	A	TP	+/-	PIM		GP	G	A	TP	PIM
2021-22	WARROAD	USHS-MN	31	27	55	82	74	6		-	-	-	-	-
	GREEN BAY	USHL	9	0	0	0	-2	0		-	-	-	-	-
	USA-U17	INTERNATIONAL	4	1	1	2	-	0		-	-	-	-	-
2022-23	WARROAD	USHS-MN	31	33	63	96	-	12		-	-	-	-	-
	GREEN BAY	USHL	27	3	13	16	-2	6		3	0	0	0	0



EAMON
POWELL

POSITION Defense
HEIGHT 5-11
WEIGHT 165
SHOOTS Right
BORN May 10, 2002 (Marcellus, New York)
ACQUIRED Selected in the fourth round, 116th overall, at the 2020 NHL Entry Draft

CAREER STATISTICS

REGULAR SEASON										PLAYOFFS				
SEASON	TEAM	LEAGUE	GP	G	A	TP	+/-	PIM		GP	G	A	TP	PIM
2018-19	USA-U17	NTDP	56	7	14	21	-	12		-	-	-	-	-
	USNTDP	USHL	34	4	9	13	-15	4		2	1	0	1	0
	USA-U17	WHC-17	5	1	2	3	-	4		-	-	-	-	-
2019-20	USA-U18	NTDP	43	6	8	14	-	10		-	-	-	-	-
	USNTDP	USHL	19	5	6	11	4	4		-	-	-	-	-
2020-21	BOSTON COLLEGE	NCAA	24	2	12	14	12	6		-	-	-	-	-
2021-22	BOSTON COLLEGE	NCAA	38	0	9	9	4	4		-	-	-	-	-
2022-23	BOSTON COLLEGE	NCAA	36	5	17	22	7	16		-	-	-	-	-



ROMAN
SCHMIDT

POSITION Defense
HEIGHT 6-5
WEIGHT 216
SHOOTS Right
BORN Feb. 27, 2003 (Midland, Michigan)
ACQUIRED Selected in the third round, 96th overall, at the 2021 NHL Entry Draft

CAREER STATISTICS

REGULAR SEASON										PLAYOFFS				
SEASON	TEAM	LEAGUE	GP	G	A	TP	+/-	PIM		GP	G	A	TP	PIM
2019-20	USNTDP	USHL	29	4	7	11	-2	12		-	-	-	-	-
	U.S. U17	USDP	48	7	10	17	-	22		-	-	-	-	-
2020-21	USNTDP	USHL	22	2	5	7	9	31		-	-	-	-	-
	U.S. U18	USDP	45	3	11	14	11	49		-	-	-	-	-
2021-22	KITCHENER	OHL	68	11	22	33	-9	41		12	0	4	4	4
2022-23	KITCHENER	OHL	64	4	24	28	6	74		9	1	2	3	6



KLAVS
VEINBERGS

POSITION Left Wing
SHOOTS Right
HEIGHT 6-3
BORN March 27, 2003 (Riga, Latvia)
WEIGHT 198
ACQUIRED Selected in the seventh round, 224th overall, at the 2022 NHL Entry Draft

CAREER STATISTICS

SEASON	TEAM	LEAGUE	REGULAR SEASON						PLAYOFFS				
			GP	G	A	TP	+/-	PIM	GP	G	A	TP	PIM
2020-21	HS RIGA	LATVIA	20	2	1	3	-	28	-	-	-	-	-
	LATVIA	WJC-18	4	0	0	0	-1	25	-	-	-	-	-
2021-22	HK RIGA	MHL	47	16	8	24	-8	36	2	2	0	2	4
	ZEMGALE	LATVIA	5	1	4	5	-	4	9	4	3	7	6
	LATVIA	WJC-20	5	1	1	2	-1	0	-	-	-	-	-
2022-23	LINCOLN	USHL	50	12	16	28	0	93	9	2	1	3	0
		WJC-20	5	0	1	1	-6	2	-	-	-	-	-



MCKADE
WEBSTER

POSITION Left Wing
SHOOTS Left
HEIGHT 5-10
BORN July 28, 2000 (St. Louis, Missouri)
WEIGHT 167
ACQUIRED Selected in the seventh round, 213th overall, at the 2019 NHL Entry Draft

CAREER STATISTICS

SEASON	TEAM	LEAGUE	REGULAR SEASON						PLAYOFFS				
			GP	G	A	TP	+/-	PIM	GP	G	A	TP	PIM
2017-18	GREEN BAY	USHL	58	11	19	30	5	49	2	0	0	0	0
2018-19	GREEN BAY	USHL	6	0	2	2	-1	4	-	-	-	-	-
2019-20	GREEN BAY	USHL	24	7	16	23	-6	49	-	-	-	-	-
2020-21	DENVER	NCAA	22	3	6	9	-1	16	-	-	-	-	-
2021-22	DENVER	NCAA	39	6	8	14	13	19	-	-	-	-	-
2022-23	DENVER	NCAA	30	6	8	14	6	34	-	-	-	-	-



88

ANDREI

VASILEVSKIY

NHL OPPONENTS

**BE THE
THUNDER**

ANAHEIM DUCKS



2695 E Katella Avenue
Anaheim, California 92806
Phone: (714) 940-2900
Website: www.nhl.com/ducks
Team Colors: Black, Gold, Orange, Silver, White
Inaugural Season: 1993-94
Arena: Honda Center (17,174)
Stanley Cup Titles: 1 (2007)
Television: KCOP-TV, Fox Sports West
Radio: KLAA-AM 830

General Manager Pat Verbeek
Head Coach Greg Cronin
Assistant Coaches Newell Brown,
Mike Stothers,
Brent Thompson
Craig Johnson
Media & Communications Managers Alex Gilchrist,
Steve Brown,
Samantha Glantz

SERIES INFORMATION

Last Lightning Win: Feb. 21, 2023 (Lightning 6 vs. Anaheim 1)
Last Anaheim Win: Jan. 21, 2022 (Lightning 1 @ Anaheim 5)
Last Tie: Mar. 3, 1996 (Lightning 2 @ Anaheim 2)
Last Lightning Overtime Win: Apr. 14, 2022 (Lightning 4 vs. Anaheim 3, OT)
Last Anaheim Overtime Win: Jan. 17, 2017 (Lightning 1 @ Anaheim 2)
Last Lightning Shootout Win: Feb. 4, 2017 (Lightning 3 vs. Anaheim 2)
Last Anaheim Shootout Win: Jan. 29, 2010 (Lightning 1 vs. Anaheim 2)
Last Lightning Shutout: Nov. 21, 2015 (Lightning 5 vs. Anaheim 0)
Last Anaheim Shutout: Nov. 22, 2013 (Lightning 0 @ Anaheim 1, OT)
Last Lightning Win at Home: Feb. 21, 2023 (Lightning 6 vs. Anaheim 1)
Last Anaheim Win at Home: Jan. 21, 2022 (Lightning 1 @ Anaheim 5)
Last Lightning Win at Anaheim: Oct. 26, 2022 (Lightning 4 @ Anaheim 2)
Last Anaheim Win at Tampa Bay: Nov. 27, 2018 (Lightning 1 vs. Anaheim 3)
Most Goals by Lightning: 6, 2x, Last: Feb. 21, 2023 (Lightning 6 vs. Anaheim 1)
Most Goals by Anaheim: 5, 4x, Last: Jan. 21, 2022 (Anaheim 5 vs. Lightning 1)
Most Goals by Both Teams: 8, 3x, Last: Nov. 23, 2019 (Lightning 6 vs. Anaheim 2)
Last Lightning Hat Trick: None
Last Anaheim Hat Trick: None

2022-23 SEASON SUMMARY

WON: 2 LOST: 0 OT: 0

AT TAMPA BAY LIGHTNING

DATE	TEAM	OPPONENT	ATTEND	GOALTENDERS	W GOAL
21 Feb '23	Lightning 6	Ducks 1	19,092	Vasilevskiy vs. Dostal	Ross Colton

AT ANAHEIM DUCKS

DATE	TEAM	OPPONENT	ATTEND	GOALTENDERS	W GOAL
26 Oct '22	Lightning 4	Ducks 2	14,889	Elliott vs. Gibson	Brandon Hagel

ALL-TIME SERIES

SEASON	OVERALL								HOME								ROAD							
	GP	W	L	T	OTL	PTS	GF	GA	GP	W	L	T	OTL	PTS	GF	GA	GP	W	L	T	OTL	PTS	GF	GA
2022-23	2	2	0	-	0	4	10	3	1	1	0	-	0	2	6	1	1	1	1	-	0	2	4	2
2021-22	2	1	1	-	0	2	5	8	1	1	0	-	0	2	4	3	1	0	1	-	0	0	1	5
2020-21	-	-	-	-	-	-	-	-	-	-	-	-	-	-	-	-	-	-	-	-	-	-	-	-
2019-20	2	2	0	-	0	4	10	5	1	1	0	-	0	2	6	2	1	1	0	-	0	2	4	3
2018-19	2	1	1	-	0	2	3	4	1	0	1	-	0	0	1	3	1	1	0	-	0	2	2	1
2017-18	2	1	1	-	0	2	3	5	1	0	1	-	0	0	1	4	1	1	0	-	0	2	2	1
2016-17	2	1	0	-	1	3	4	4	1	1	0	-	0	2	3	2	1	0	0	-	1	1	1	2
2015-16	2	2	0	-	0	4	7	1	1	1	0	-	0	2	5	0	1	1	0	-	0	2	2	1
2014-15	2	2	0	-	0	4	9	4	1	1	0	-	0	2	5	3	1	1	0	-	0	2	4	1
2013-14	2	1	0	-	1	3	5	2	1	1	0	-	-	2	5	1	1	0	0	-	1	1	0	1
2012-13	-	-	-	-	-	-	-	-	-	-	-	-	-	-	-	-	-	-	-	-	-	-	-	-
2011-12	1	0	-	-	2	3	2	1	1	0	-	0	2	3	2	-	-	-	-	-	-	-	-	-
2010-11	1	0	0	-	1	1	2	3	-	-	-	-	-	-	-	-	1	0	0	-	1	1	2	3
2009-10	2	0	0	-	2	2	4	6	1	0	0	-	1	1	1	2	1	0	0	-	1	1	3	4
2008-09	1	1	0	-	0	2	4	3	-	-	-	-	-	-	-	-	1	1	0	-	0	2	4	3
2007-08	-	-	-	-	-	-	-	-	-	-	-	-	-	-	-	-	-	-	-	-	-	-	-	-
2006-07	1	0	1	-	0	0	3	4	1	0	1	-	0	0	3	4	0	0	0	-	0	0	0	0
2005-06	1	0	1	-	0	0	2	4	-	-	-	-	-	-	-	-	1	0	1	-	0	0	2	4
2004-05	DID NOT PLAY																							
2003-04	1	0	1	0	0	0	0	2	1	0	1	0	0	0	0	2	-	-	-	-	-	-	-	-
2002-03	1	1	0	0	0	2	2	0	1	1	0	0	0	2	2	0	-	-	-	-	-	-	-	-
2001-02	2	2	0	0	0	4	6	4	1	1	0	0	0	2	3	2	1	1	0	0	0	2	3	2
2000-01	1	0	1	0	0	0	1	3	-	-	-	-	-	-	-	-	1	0	1	0	0	0	1	3
1999-00	2	1	1	0	0	2	6	5	1	0	1	0	0	0	2	3	1	1	0	0	0	2	4	2
1998-99	2	0	2	0	-	0	6	10	1	0	1	0	-	0	3	5	1	0	1	0	-	0	3	5
1997-98	2	0	2	0	-	0	3	9	1	0	1	0	-	0	1	4	1	0	1	0	-	0	2	5
1996-97	2	1	1	0	-	2	4	5	1	1	0	0	-	2	3	2	1	0	1	0	-	0	1	3
1995-96	2	1	0	1	-	3	4	3	1	1	0	0	-	2	2	1	1	0	0	1	-	1	2	2
1994-95	-	-	-	-	-	-	-	-	-	-	-	-	-	-	-	-	-	-	-	-	-	-	-	-
1993-94	2	1	1	0	-	2	5	6	1	0	1	0	-	0	1	4	1	1	0	0	-	2	4	2
TOTALS	42	22	14	1	5	50	110	104	21	12	8	0	1	25	59	49	21	10	6	1	4	25	51	55

INDIVIDUAL SCORING

TAMPA BAY LIGHTNING

Player	GP	G	A	P	+/-	PIM
Nick Perbix	2	0	4	4	4	0
Nick Paul	2	2	1	3	4	0
Ross Colton	2	1	2	3	2	0
Mikhail Sergachev	2	1	2	3	1	7
Brandon Hagel	2	1	1	2	0	0
Nikita Kucherov	2	1	1	2	1	0
Victor Hedman	2	0	2	2	2	2
Alex Killorn	2	0	2	2	0	0
Anthony Cirelli	1	1	0	1	1	0
Brayden Point	2	1	0	1	1	0
Zach Bogosian	1	1	0	1	0	2
Corey Perry	2	1	0	1	0	2
Philippe Myers	1	0	1	1	0	0
Vladislav Namestnikov	2	0	1	1	1	0
Pat Maroon	2	0	1	1	1	15
Cole Koepke	1	0	0	0	0	0
Erik Cernak	2	0	0	0	-1	0
Pierre-Edouard Bellemare	2	0	0	0	-1	0
Steven Stamkos	2	0	0	0	2	2
Ian Cole	2	0	0	0	2	2

Power Play: 3-8 (37.5%)

Penalty Kill: 6-6 (100%)

GOALTENDING

TAMPA BAY LIGHTNING

PLAYER	GP	W	L	OT	SO	SA	SVS	SV%	GAA
Andrei Vasilevskiy	1	1	0	0	0	25	24	.960	1.00
Brian Elliott	1	1	0	0	0	21	19	.905	2.00

ARIZONA COYOTES



8465 N. Pima Road
Scottsdale, Arizona 85258
Phone: (623) 772-3200
Website: www.nhl.com/coyotes
Team Colors: Brick Red, Black, Desert Sand
Inaugural Season: 1979-80
(Relocated from Winnipeg in 1996)
Arena: Mullett Arena (4,400)
Stanley Cup Titles: None
Television: Bally Sports Arizona
Radio: KMVP-AM 620

General Manager Bill Armstrong
Head Coach André Tourigny
Assistant Coaches Mario Duhamel, John Madden, Blaine Forsythe
Media & Communications Managers Richard Nairn, Jeffrey Sanders, Luke Johns

SERIES INFORMATION

Last Lightning Win: Dec. 31, 2022 (Lightning 5 vs. Arizona 3)
Last Arizona Win: Feb. 15, 2023 (Lightning 0 @ Arizona 1, SO)
Last Tie: None
Last Lightning Overtime Win: None
Last Arizona Overtime Win: None
Last Lightning Shootout Win: None
Last Arizona Shootout Win: Feb. 15, 2023 (Lightning 0 @ Arizona 1)
Last Lightning Shutout: Feb. 15, 2023 (Lightning 0 @ Arizona 1, SO)
Last Arizona Shutout: Feb. 15, 2023 (Lightning 0 @ Arizona 1, SO)
Last Lightning Win at Home: Dec. 31, 2022 (Lightning 5 vs. Arizona 3)
Last Arizona Win at Home: Feb. 15, 2023 (Lightning 0 @ Arizona 1, SO)
Last Lightning Win at Arizona: Feb. 11, 2022 (Lightning 4 @ Arizona 3)
Last Arizona Win at Tampa Bay: March 26, 2018 (Lightning 1 vs. Arizona 4)
Most Goals by Lightning: 8, Feb. 23, 2011 (Lightning 8 vs. Phoenix 3)
Most Goals by Arizona: 7, 2x, Last: Feb. 22, 2020 (Lightning 3 @ Arizona 7)
Most Goals by Both Teams: 11, 2x, Last: Feb. 23, 2011 (Lightning 8 vs. Phoenix 3)
Last Lightning Hat Trick: Nikita Kucherov, Oct. 28, 2014 (Lightning 7 vs. Arizona 3)
Last Arizona Hat Trick: Teemu Selanne, March 9, 1993 (Lightning 2 vs. Winnipeg 4)

2022-23 SEASON SUMMARY

WON: 1 LOST: 0 OT: 1

AT TAMPA BAY LIGHTNING

DATE	TEAM	OPPONENT	ATTEND	GOALTENDERS	W GOAL
Dec 31, '22	Lightning 5	Coyotes 3	19,092	Vasilevskiy vs. Vejmelka	Alex Killorn

AT ARIZONA COYOTES

DATE	TEAM	OPPONENT	ATTEND	GOALTENDERS	W GOAL
Feb 15, '23	Lightning 0	Coyotes 1	4,600	Elliott vs. Ingram	Clayton Keller**

*-Overtime **-Shootout

ALL-TIME SERIES

SEASON	OVERALL								HOME								ROAD							
	GP	W	L	T	OTL	PTS	GF	GA	GP	W	L	T	OTL	PTS	GF	GA	GP	W	L	T	OTL	PTS	GF	GA
2022-23	2	1	0	-	1	3	5	3	1	1	0	-	0	2	5	3	1	0	0	-	1	1	0	0
2021-22	2	2	0	-	0	4	9	4	1	1	0	-	0	2	5	1	1	1	0	-	0	2	4	3
2020-21	-	-	-	-	-	-	-	-	-	-	-	-	-	-	-	-	-	-	-	-	-	-	-	
2019-20	2	1	1	-	0	2	7	7	1	1	0	-	0	2	4	0	1	0	1	-	0	0	3	7
2018-19	2	1	1	-	0	2	5	8	1	1	0	-	0	2	4	1	1	0	1	-	0	0	1	7
2017-18	2	1	1	-	0	2	5	5	1	0	1	-	0	0	1	4	1	1	0	-	0	2	1	4
2016-17	2	0	2	-	0	0	6	10	1	0	1	-	0	0	3	5	1	0	1	-	0	0	3	5
2015-16	2	2	0	-	0	4	4	1	1	1	0	-	0	2	2	1	1	1	0	-	0	2	2	0
2014-15	2	2	0	-	0	4	11	5	1	1	0	-	0	2	7	3	1	1	0	-	0	2	4	2
2013-14	2	0	1	-	1	1	6	10	1	0	0	-	1	1	3	4	1	0	1	-	0	0	3	6
2012-13	-	-	-	-	-	-	-	-	-	-	-	-	-	-	-	-	-	-	-	-	-	-	-	
2011-12	1	1	0	-	0	2	4	3	-	-	-	-	-	-	-	-	1	1	0	-	0	2	4	3
2010-11	2	2	0	-	0	4	11	3	1	1	0	-	0	2	8	3	1	1	0	-	0	2	3	0
2009-10	2	1	1	-	0	2	5	3	1	0	1	-	0	0	1	2	1	1	0	-	0	2	4	1
2008-09	1	0	1	-	0	0	2	3	-	-	-	-	-	-	-	-	1	0	1	-	0	0	2	3
2007-08	-	-	-	-	-	-	-	-	-	-	-	-	-	-	-	-	-	-	-	-	-	-	-	
2006-07	1	1	0	-	0	2	5	3	1	1	0	-	0	2	5	3	-	-	-	-	-	-	-	
2005-06	1	1	0	-	0	2	3	1	-	-	-	-	-	-	-	-	1	1	0	-	0	2	3	1
2004-05	DID NOT PLAY																							
2003-04	1	1	0	0	0	2	5	1	1	1	0	0	0	2	5	1	-	-	-	-	-	-	-	
2002-03	2	2	0	0	0	4	8	2	1	1	0	0	0	2	4	2	1	1	0	0	0	2	4	0
2001-02	1	1	0	0	0	2	3	0	-	-	-	-	-	-	-	-	1	1	0	0	0	2	3	0
2000-01	2	0	2	0	0	0	4	8	1	0	1	0	0	0	2	5	1	0	1	0	0	0	2	3
1999-00	1	0	1	0	0	0	1	3	-	-	-	-	-	-	-	-	1	0	1	0	0	0	1	3
1998-99	2	1	1	0	-	2	5	6	1	1	0	0	-	2	4	2	1	0	1	0	-	0	1	4
1997-98	2	1	1	0	-	2	4	6	1	1	0	0	-	2	2	1	1	0	1	0	-	0	2	5
1996-97	2	1	1	0	-	2	2	5	1	0	1	0	-	0	0	5	1	1	0	0	-	2	2	0
1995-96	2	1	1	0	-	2	8	8	1	1	0	0	-	2	6	3	1	0	1	0	-	0	2	5
1994-95	-	-	-	-	-	-	-	-	-	-	-	-	-	-	-	-	-	-	-	-	-	-	-	
1993-94	2	1	1	0	-	2	6	6	1	0	1	0	-	0	3	4	1	1	0	0	-	2	3	2
1992-93	4	1	3	0	-	2	13	16	2	0	2	0	-	0	7	10	2	1	1	0	-	2	6	6
TOTALS	47	26	19	0	2	54	147	129	22	13	8	0	1	27	81	62	25	13	11	0	1	27	66	67

INDIVIDUAL SCORING

TAMPA BAY LIGHTNING

Player	GP	G	A	P	+/-	PIM
Victor Hedman	2	0	3	3	2	0
Brayden Point	2	1	1	2	2	0
Steven Stamkos	2	1	1	2	0	0
Nikita Kucherov	2	0	2	2	2	2
Brandon Hagel	2	1	0	1	2	0
Mikhail Sergachev	2	1	0	1	1	2
Alex Killorn	2	1	0	1	0	0
Nick Perbix	2	0	0	0	0	0
Ross Colton	2	0	0	0	-1	0
Anthony Cirelli	2	0	0	0	0	0
Erik Cernak	1	0	0	0	-1	2
Haydn Fleury	1	0	0	0	0	0
Pierre-Edouard Bellemare	2	0	0	0	-1	0
Nick Paul	2	0	0	0	-1	0
Vladislav Namestnikov	2	0	0	0	-1	0
Zach Bogosian	2	0	0	0	-1	0
Pat Maroon	2	0	0	0	-1	5
Ian Cole	2	0	0	0	-1	0
Corey Perry	2	0	0	0	-1	0

Power Play: 2/8 (25.0%)

Penalty Kill: 3/3 (100%)

GOALTENDING

TAMPA BAY LIGHTNING

PLAYER	GP	W	L	OT	SO	SA	SVS	SV%	GAA
Andrei Vasilevskiy	1	1	0	0	0	31	28	0.903	3.00
Brian Elliott	1	0	0	1	1	26	26	1.000	0.00

BOSTON BRUINS



100 Legends Way
Boston, Massachusetts 02114
Phone: (617) 624-1900
Website: www.nhl.com/b Bruins
Team Colors: Black, Gold, White
Inaugural Season: 1924-25
Arena: TD Garden (17,850)
Stanley Cup Titles: 6 (1929, 1939, 1941, 1970, 1972, 2011)
Television: New England Sports Network
Radio: WBZ-FM 98.5

General Manager Don Sweeney
Head Coach Jim Montgomery
Assistant Coaches Joe Sacco, Chris Kelly
Media & Communications Managers Brandon McNelis, Travis Basciotta, Laney Byler, Heidi Holland

2022-23 SEASON SUMMARY

WON: 1 LOST: 3 OT: 0

AT TAMPA BAY LIGHTNING

DATE	TEAM	OPPONENT	ATTEND	GOALTENDERS	W GOAL
Nov 21, '22	Lightning 3	Bruins 5	19,092	Vasilevskiy vs. Ullmark	Brad Marchand
Jan 26, '23	Lightning 3	Bruins 2	19,092	Vasilevskiy vs. Ullmark	Victor Hedman

AT BOSTON BRUINS

DATE	TEAM	OPPONENT	ATTEND	GOALTENDERS	W GOAL
Nov 29, '22	Lightning 1	Bruins 3	17,850	Vasilevskiy vs. Swayman	Taylor Hall
Mar 25, '23	Lightning 1	Bruins 2	17,850	Vasilevskiy vs. Ullmark	Garnet Hathaway

SERIES INFORMATION

Last Lightning Win: Jan. 26, 2023 (Lightning 3 vs. Boston 2)
Last Boston Win: March 25, 2023 (Lightning 1 @ Boston 2)
Last Tie: Dec. 23, 2003 (Lightning 1 @ Boston 1)
Last Lightning Overtime Win: Dec. 4, 2021 (Lightning 3 @ Boston 2, OT)
Last Boston Overtime Win: April 8, 2022 (Lightning 1 vs. Boston 2, OT)
Last Lightning Shootout Win: Oct. 17, 2019 (Lightning 4 @ Boston 3, SO)
Last Boston Shootout Win: Nov. 3, 2016 (Lightning 3 vs. Boston 4, SO)
Last Lightning Shutout: Apr. 3, 2018 (Lightning 4 vs. Boston 0)
Last Boston Shutout: March 17, 2018 (Lightning 0 vs. Boston 3)
Last Lightning Win at Home: Jan. 26, 2023 (Lightning 3 vs. Boston 2)
Last Boston Win at Home: March 25, 2023 (Lightning 1 @ Boston 2)
Last Lightning Win at Boston: Dec. 4, 2021 (Lightning 3 @ Boston 2, OT)
Last Boston Win at Tampa Bay: Nov. 21, 2022 (Boston 5 @ Lightning 3)
Most Goals by Lightning: 6, 5x, Last: April 6, 2019 (Lightning 6 @ Boston 3)
Most Goals by Boston: 8, Dec. 2, 2010 (Boston 8 vs. Lightning 1)
Most Goals by Both Teams: 12, Dec. 23, 1995 (Lightning 5 @ Boston 7)
Last Lightning Hat Trick: None
Last Boston Hat Trick: David Pastrnak, Mar. 24, 2022 (Lightning 2 @ Boston 3)

ALL-TIME SERIES

SEASON	OVERALL								HOME								ROAD							
	GP	W	L	T	OTL	PTS	GF	GA	GP	W	L	T	OTL	PTS	GF	GA	GP	W	L	T	OTL	PTS	GF	GA
2022-23	4	1	3	-	0	2	8	12	2	1	1	-	0	2	6	7	2	0	2	-	0	0	2	5
2021-22	4	1	2	-	1	3	8	12	2	0	1	-	1	1	3	7	2	1	1	-	0	2	5	5
2019-20	4	3	1	-	0	6	14	9	2	1	1	-	0	2	5	3	2	2	0	-	0	4	9	6
2018-19	4	3	1	-	0	6	15	13	2	2	0	-	0	4	8	6	2	1	1	-	0	2	7	7
2017-18	4	1	3	-	0	2	8	10	2	1	1	-	0	2	4	3	2	0	2	-	0	0	4	7
2016-17	5	1	4	-	1	3	13	18	2	0	1	-	1	1	6	7	3	1	2	-	0	2	7	11
2015-16	4	2	1	-	1	5	11	8	2	0	1	-	1	1	1	4	2	2	0	-	0	4	10	4
2014-15	4	2	1	-	1	5	12	11	2	2	0	-	0	4	7	5	2	0	1	-	1	1	5	6
2013-14	4	0	3	-	1	1	4	14	2	0	1	-	1	1	3	8	2	0	2	-	0	0	1	6
2012-13	3	0	3	-	0	0	4	9	1	0	1	-	0	0	2	4	2	0	2	-	0	0	2	5
2011-12	4	2	2	-	0	4	14	13	2	2	0	-	0	4	11	4	2	0	2	-	0	0	3	9
2010-11	4	1	3	-	0	2	8	15	2	1	1	-	0	2	6	5	2	0	2	-	0	0	2	10
2009-10	4	2	2	-	0	4	12	13	2	1	1	-	0	2	6	6	2	1	1	-	0	2	6	7
2008-09	4	1	3	-	0	2	9	14	2	1	1	-	0	2	5	6	2	0	2	-	0	0	4	8
2007-08	4	2	2	-	0	4	11	12	2	1	1	-	0	2	7	6	2	1	1	-	0	2	4	5
2006-07	4	0	2	-	2	2	12	18	2	0	2	-	0	0	4	9	2	0	0	-	2	2	8	9
2005-06	4	1	3	-	0	2	12	17	2	0	2	-	0	0	3	6	2	1	1	-	0	2	9	11
2004-05	DID NOT PLAY																							
2003-04	4	2	1	1	0	5	14	9	2	2	0	0	0	4	9	3	2	0	1	1	0	1	5	6
2002-03	4	2	0	1	1	6	14	10	2	2	0	0	0	4	10	4	2	0	0	1	1	2	4	5
2001-02	4	0	1	1	2	3	12	17	2	0	0	0	2	2	7	9	2	0	1	1	0	1	5	8
2000-01	4	0	3	1	0	1	8	16	2	0	1	1	0	1	4	7	2	0	2	0	0	0	4	9
1999-00	4	1	3	0	0	2	10	19	2	1	1	0	0	2	7	8	2	0	2	0	0	0	3	11
1998-99	5	1	3	1	-	3	10	12	2	1	1	0	-	2	4	4	3	0	2	1	-	1	6	8
1997-98	4	1	2	1	-	3	8	9	2	1	1	0	-	2	3	4	2	0	1	1	-	1	5	7
1996-97	4	0	4	0	-	0	6	18	2	0	2	0	-	0	4	9	2	0	2	0	-	0	2	9
1995-96	4	2	2	0	-	4	16	15	2	2	0	0	-	4	8	4	2	0	2	0	-	0	8	11
1994-95	3	1	2	0	-	2	7	10	2	1	1	0	-	2	6	5	1	0	1	0	-	0	1	5
1993-94	4	1	1	2	-	4	9	8	2	0	1	1	-	1	5	7	2	1	0	1	-	3	4	1
1992-93	2	0	1	1	-	1	6	8	1	0	0	1	-	1	3	3	1	0	1	0	-	0	3	5
TOTALS	114	34	61	9	10	87	292	368	56	23	24	3	6	55	156	163	58	11	37	6	4	32	136	205

INDIVIDUAL SCORING

TAMPA BAY LIGHTNING

Player	GP	G	A	P	+/-	PIM
Brayden Point	4	1	3	4	-3	0
Nikita Kucherov	4	0	4	4	-4	0
Victor Hedman	4	2	1	3	-2	0
Steven Stamkos	4	1	2	3	-2	2
Nicholas Paul	4	2	0	2	0	0
Alex Killorn	4	0	2	2	0	0
Pat Maroon	4	0	2	2	1	9
Rudolfs Balcers	1	1	0	1	1	0
Brandon Hagel	4	1	0	1	-3	2
Pierre-Edouard Bellemare	4	0	1	1	2	4
Corey Perry	4	0	0	0	-2	7
Ian Cole	4	0	0	0	0	2
Zach Bogosian	3	0	0	0	0	0
Vladislav Namestnikov	3	0	0	0	0	0
Haydn Fleury	1	0	0	0	-1	0
Darren Raddysh	1	0	0	0	0	0
Erik Cernak	4	0	0	0	-2	2
Anthony Cirelli	2	0	0	0	0	0
Philippe Myers	1	0	0	0	1	0
Mikhail Sergachev	4	0	0	0	0	2
Ross Colton	3	0	0	0	0	6
Tanner Jeannot	1	0	0	0	-1	6
Nick Perbix	3	0	0	0	-1	2
Cole Koepke	1	0	0	0	0	0

Power Play: 3/13 (23.1%)
Penalty Kill: 10/14 (71.4%)

GOALTENDING

TAMPA BAY LIGHTNING

PLAYER	GP	W	L	OT	SO	SA	SVS	SV%	GAA
Andrei Vasilevskiy	4	1	3	0	0	127	116	0.913	2.80

BUFFALO SABRES



One Seymour H. Knox III Plaza
Buffalo, New York 14203
Phone: (716) 855-4100
Website: www.nhl.com/sabres
Team Colors: Navy, Gold, Silver, White
Inaugural Season: 1970-71
Arena: KeyBank Center (19,070)
Stanley Cup Titles: None
Television: MSG Network, Sabres Hockey Network
Radio: WGR-AM 550

General Manager: Kevyn Adams
Head Coach: Don Granato
Associate/Assistant Coaches: Mike Bales, Jason Christie, Matt Ellis, Marty Wilford
Media & Communications Managers: Nicole Hendricks, Chris Dierken, Kelsey Smith

SERIES INFORMATION

Last Lightning Win: Nov. 28, 2022 (Lightning 6 @ Buffalo 5, OT)
Last Buffalo Win: March 4, 2023 (Lightning 3 @ Buffalo 5)
Last Tie: March 9, 2003 (Lightning 1 vs. Buffalo 1)
Last Lightning Overtime Win: Nov. 28, 2022 (Lightning 6 @ Buffalo 5, OT)
Last Buffalo Overtime Win: Feb. 23, 2023 (Lightning 5 vs. Buffalo 6, OT)
Last Lightning Shootout Win: Feb. 21, 2019 (Lightning 2 @ Buffalo 1, SO)
Last Buffalo Shootout Win: Dec. 2, 2014 (Lightning 1@ Buffalo 2, SO)
Last Lightning Shutout: April 10, 2022 (Lightning 5 vs. Buffalo 0)
Last Buffalo Shutout: Dec. 23, 1998 (Lightning 0 @ Buffalo 2)
Last Lightning Win at Home: Nov. 5, 2022 (Lightning 5 vs. Buffalo 3)
Last Buffalo Win at Home: March 4, 2023 (Lightning 3 @ Buffalo 5)
Last Lightning Win at Buffalo: Nov. 28, 2022 (Lightning 6 @ Buffalo 5, OT)
Last Buffalo Win at Tampa Bay: Feb. 23, 2023 (Lightning 5 vs. Buffalo 6, OT)
Most Goals by Lightning: 7, April 6, 2018 (Lightning 7 vs. Buffalo 5)
Most Goals by Buffalo: 8, March 9, 2006 (Lightning 5 @ Buffalo 8)
Most Goals by Both Teams: 13, March 9, 2006 (Lightning 5 @ Buffalo 8)
Last Lightning Hat Trick: Nikita Kucherov, Jan. 11, 2022 (Lightning 6 @ Buffalo 1)
Last Buffalo Hat Trick: Tage Thompson, Feb. 23, 2023 (Lightning 5 vs. Buffalo 6, OT)

2022-23 SEASON SUMMARY

WON: 2 LOST: 1 OT: 1

AT TAMPA BAY LIGHTNING

DATE	TEAM	OPPONENT	ATTEND	GOALTENDERS	W GOAL
Nov 5, '22	Lightning 5	Sabres 3	19,092	Elliott vs. Comrie	Nick Perbix
Feb 23, '23	Lightning 5	Sabres 6 (OT)	19,092	Vasilevskiy vs. Comrie	Ilya Lyubushkin

AT BUFFALO SABRES

DATE	TEAM	OPPONENT	ATTEND	GOALTENDERS	W GOAL
Nov 28, '22	Lightning 6	Sabres 5	11,766	Elliott vs. Luukkonen	Steven Stamkos
Ma 4, '23	Lightning 3	Sabres 5	19,070	Elliott vs. Comrie	Jack Quinn

ALL-TIME SERIES

SEASON	OVERALL								HOME								ROAD									
	GP	W	L	T	OTL	PTS	GF	GA	GP	W	L	T	OTL	PTS	GF	GA	GP	W	L	T	OTL	PTS	GF	GA		
2022-23	4	2	1	-	1	5	19	19	2	1	0	-	1	3	10	9	2	1	1	-	0	2	9	10		
2021-22	3	2	1	-	0	4	12	6	1	1	0	-	0	2	5	0	2	1	1	-	0	2	7	6		
2020-21	-	-	-	-	-	-	-	-	-	-	-	-	-	-	-	-	-	-	-	-	-	-	-	-		
2019-20	4	4	0	-	0	8	19	9	2	2	0	-	0	4	10	5	2	2	0	-	0	4	9	6		
2018-19	4	3	1	-	0	6	13	10	2	2	0	-	0	4	7	5	2	1	1	-	0	2	6	5		
2017-18	4	2	1	-	1	5	13	12	2	1	1	-	1	3	8	7	2	1	1	-	0	2	5	5		
2016-17	4	4	0	-	0	8	13	6	2	2	0	-	0	4	8	4	2	2	0	-	0	4	5	2		
2015-16	4	3	1	-	0	6	11	7	2	1	1	-	0	2	3	5	2	2	0	-	0	4	8	2		
2014-15	5	4	0	-	1	9	16	3	3	3	0	-	0	6	10	1	2	1	0	-	1	3	6	2		
2013-14	4	3	1	-	0	6	11	10	2	1	1	-	0	2	4	5	2	2	0	-	0	4	7	5		
2012-13	3	1	2	-	0	2	4	6	2	1	1	-	0	2	3	3	1	0	1	-	0	0	1	3		
2011-12	4	3	1	-	0	6	12	11	2	1	1	-	0	2	6	7	2	2	0	-	0	4	6	4		
2010-11	4	2	2	-	0	4	11	13	2	1	1	-	0	2	7	8	2	1	1	-	0	2	4	5		
2009-10	4	0	3	-	1	1	8	21	2	0	1	-	1	1	4	9	2	0	2	-	0	0	4	12		
2008-09	4	2	2	-	0	4	15	13	2	1	1	-	0	2	8	7	2	1	1	-	0	2	7	6		
2007-08	4	0	2	-	2	2	12	19	2	0	1	-	1	1	5	8	2	0	1	-	1	1	7	11		
2006-07	4	1	3	-	0	2	8	16	2	0	2	-	0	0	3	7	2	1	1	-	0	2	5	9		
2005-06	4	0	3	-	1	1	10	19	2	0	1	-	1	1	4	8	2	0	2	-	0	0	6	11		
2004-05	DID NOT PLAY																									
2003-04	4	3	0	0	1	7	11	7	2	2	0	0	0	4	5	2	2	1	0	0	1	3	6	5		
2002-03	4	1	1	2	0	4	7	8	2	0	1	1	0	1	2	5	2	1	0	1	0	3	5	3		
2001-02	4	0	3	1	0	1	7	15	2	0	1	1	0	1	5	7	2	0	2	0	0	0	2	8		
2000-01	4	1	3	0	0	2	11	14	2	1	1	0	0	2	6	6	2	0	2	0	0	0	5	8		
1999-00	4	1	2	0	1	3	10	11	2	1	0	0	1	3	6	5	2	0	2	0	0	0	4	6		
1998-99	4	2	2	0	-	4	10	12	2	1	1	0	-	2	5	7	2	1	1	0	-	2	5	5		
1997-98	4	0	3	1	-	1	5	16	2	0	1	1	-	1	4	8	2	0	2	0	-	0	1	8		
1996-97	4	1	3	0	-	2	8	11	2	0	2	0	-	0	1	6	2	1	1	0	-	2	7	5		
1995-96	4	2	2	0	-	4	18	13	2	0	2	0	-	0	7	10	2	2	0	0	-	4	11	3		
1994-95	4	1	3	0	-	2	10	11	2	0	2	0	-	0	3	8	2	1	1	0	-	2	7	3		
1993-94	4	2	1	1	-	5	10	8	2	1	1	0	-	2	4	3	2	1	0	1	-	3	6	5		
1992-93	2	0	2	0	-	0	5	8	1	0	1	0	-	0	1	3	1	0	1	0	-	0	4	5		
TOTALS	113	50	49	5	9	114	318	333	57	24	24	3	6	57	153	166	56	26	25	2	3	57	165	167		

INDIVIDUAL SCORING

TAMPA BAY LIGHTNING

Player	GP	G	A	P	+/-	PIM
Brayden Point	4	5	4	9	-1	0
Nikita Kucherov	4	1	8	9	0	4
Steven Stamkos	4	3	4	7	-5	0
Brandon Hagel	4	2	4	6	4	2
Victor Hedman	4	1	3	4	0	0
Nicholas Paul	4	1	3	4	3	4
Alex Killorn	4	2	1	3	0	2
Mikhail Sergachev	4	0	3	3	0	2
Nick Perbix	4	1	1	2	2	0
Corey Perry	4	1	0	1	-3	2
Anthony Cirelli	2	1	0	1	-2	2
Ross Colton	4	1	0	1	-2	0
Pat Maroon	4	0	1	1	0	4
Erik Cernak	3	0	1	1	0	0
Tanner Jeannot	1	0	1	1	1	5
Ian Cole	4	0	0	0	-1	0
Zach Bogosian	2	0	0	0	0	0
Vladislav Namestnikov	3	0	0	0	-3	0
Pierre-Edouard Bellemare	2	0	0	0	0	0
Haydn Fleury	2	0	0	0	-1	0
Darren Raddysh	1	0	0	0	0	0
Michael Eyssimont	1	0	0	0	0	2
Cal Foote	1	0	0	0	-2	0
Cole Koepke	2	0	0	0	-1	2

Power Play: 6/14 (42.9%)
Penalty Kill: 7/11 (63.6%)

GOALTENDING

TAMPA BAY LIGHTNING

PLAYER	GP	W	L	OT	SO	SA	SVS	SV%	GAA
Brian Elliott	3	2	1	0	0	95	82	0.863	4.34
Andrei Vasilevskiy	1	0	0	1	0	23	17	0.739	5.84

CALGARY FLAMES



555 Saddledome Rise Se
Calgary, Alberta, Canada T2P 3B9
Phone: (403) 777-4636
Website: www.nhl.com/flames
Team Colors: Red, White, Black, Gold
Inaugural Season: 1972-73 (Relocated from Atlanta in 1980)
Arena: Scotiabank Saddledome (19,289)
Stanley Cup Titles: 1 (1989)
Television: Sportsnet West
Radio: CFAC-AM 960

General Manager Craig Conroy
Head Coach Ryan Huska
Assistant Coaches Cail MacLean,
Marc Savard,
Dan Lambert

Media & Communications Managers Peter Hanlon,
Sean Kelso,
Dalton Ulrich

SERIES INFORMATION

Last Lightning Win: Nov. 17, 2022 (Lightning 4 vs. Calgary 1)
Last Calgary Win: Jan. 21, 2023 (Lightning 3 @ Calgary 6)
Last Tie: Oct. 7, 1995 (Lightning 3 vs. Calgary 3)
Last Lightning Overtime Win: Oct. 21, 2014 (Lightning 2 @ Calgary 1, OT)
Last Calgary Overtime Win: March 10, 2007 (Lightning 2 @ Calgary 3, OT)
Last Lightning Shootout Win: Dec. 20, 2018 (Lightning 5 @ Calgary 4, SO)
Last Calgary Shootout Win: None
Last Lightning Shutout: Jan. 3, 2014 (Lightning 2 @ Calgary 0)
Last Calgary Shutout: Jan. 2, 1996 (Lightning 0 @ Calgary 10)
Last Lightning Win at Home: Nov. 17, 2022 (Lightning 4 vs. Calgary 1)
Last Calgary Win at Home: Jan. 21, 2023 (Lightning 3 @ Calgary 6)
Last Lightning Win at Calgary: Dec. 20, 2018 (Lightning 5 @ Calgary 4, SO)
Last Calgary Win at Tampa Bay: Jan. 11, 2018 (Lightning 1 vs. Calgary 5)
Most Goals by Lightning: 8, March 1, 2009 (Lightning 8 @ Calgary 6)
Most Goals by Calgary: 10, Jan. 2, 1996 (Lightning 0 @ Calgary 10)
Most Goals by Both Teams: 15, Dec. 13, 2007 (Lightning 6 vs. Calgary 9)
Last Lightning Hat Trick: Martin St. Louis, Jan. 24, 2004 (Lightning 6 @ Calgary 2)
Last Calgary Hat Trick: Johnny Gaudreau, March 10, 2022 (Lightning 1 @ Calgary 4)

2022-23 SEASON SUMMARY

WON: 1 LOST: 1 OT: 0

AT TAMPA BAY LIGHTNING

DATE	TEAM	OPPONENT	ATTEND	GOALTENDERS	W GOAL
Nov 17, '22	Lightning 4	Flames 1	19,092	Vasilevskiy vs. Markstrom	Nikita Kucherov

AT CALGARY FLAMES

DATE	TEAM	OPPONENT	ATTEND	GOALTENDERS	W GOAL
Jan 21, '23	Lightning 3	Flames 6	18,831	Vasilevskiy vs. Vladar	Dillon Dube

ALL-TIME SERIES

OVERALL									HOME									ROAD								
SEASON	GP	W	L	T	OTL	PTS	GF	GA	GP	W	L	T	OTL	PTS	GF	GA	GP	W	L	T	OTL	PTS	GF	GA		
2022-23	2	1	1	-	0	2	7	7	1	1	0	-	0	2	4	1	1	0	1	--	0	0	3	6		
2021-22	2	1	1	-	0	2	5	5	1	1	0	-	0	2	4	1	1	0	1	-	0	0	1	4		
2020-21	-	-	-	-	-	-	-	-	-	-	-	-	-	-	-	-	-	-	-	-	-	-	-			
2019-20	1	1	0	-	0	2	4	3	1	1	0	-	0	2	4	3	-	-	-	-	-	-	-			
2018-19	2	2	0	-	0	4	11	7	1	1	0	-	0	2	6	3	1	1	0	-	0	2	5			
2018-19	2	2	0	-	0	4	11	7	1	1	0	-	0	2	6	3	1	1	0	-	0	2	5			
2017-18	2	1	1	-	0	2	8	9	1	0	1	-	0	0	1	5	1	1	0	-	0	2	7			
2016-17	2	1	1	-	0	2	8	6	1	0	1	-	0	0	2	3	1	1	0	-	0	2	6			
2015-16	2	1	1	-	0	2	4	4	1	1	0	-	0	2	3	1	1	0	1	-	0	0	1			
2014-15	2	2	0	-	0	4	7	3	1	1	0	-	0	2	5	2	1	1	0	-	0	2	2			
2013-14	2	1	1	-	-	2	3	4	1	0	1	-	0	0	1	4	1	1	0	-	-	2	2			
2012-13	-	-	-	-	-	-	-	-	-	-	-	-	-	-	-	-	-	-	-	-	-	-	-			
2011-12	1	1	0	-	0	2	5	4	1	1	0	-	0	2	5	4	-	-	-	-	-	-	-			
2010-11	1	0	1	-	0	0	2	4	-	-	-	-	-	-	-	-	1	0	1	-	0	0	2			
2009-10	1	1	0	-	0	2	2	1	1	1	0	-	0	2	2	1	-	-	-	-	-	-	-			
2008-09	1	1	0	-	0	2	8	6	-	-	-	-	-	-	-	-	1	1	0	-	0	2	8			
2007-08	1	0	1	-	0	0	6	9	1	0	1	-	0	0	6	9	-	-	-	-	-	-	-			
2006-07	1	1	0	-	0	2	3	2	0	0	0	-	0	0	0	0	1	1	0	-	0	2	3			
2005-06	-	-	-	-	-	-	-	-	-	-	-	-	-	-	-	-	-	-	-	-	-	-	-			
2004-05	DID NOT PLAY																									
2003-04	1	1	0	0	0	2	6	2	-	-	-	-	-	-	-	-	1	1	0	0	0	2	6			
2002-03	1	0	1	0	0	0	1	4	-	-	-	-	-	-	-	-	1	0	1	0	0	0	1			
2001-02	2	2	0	0	0	4	6	3	1	1	0	0	0	2	3	2	1	1	0	0	0	2	3			
2000-01	1	0	1	0	0	0	3	4	1	0	1	0	0	0	3	4	-	-	-	-	-	-	-			
1999-00	2	1	0	0	1	3	4	4	1	1	0	0	0	2	2	1	1	0	0	0	1	1	2			
1998-99	2	0	2	0	-	0	2	6	1	0	1	0	-	0	1	2	1	0	1	0	-	0	1			
1997-98	2	1	1	0	-	2	5	5	1	1	0	0	-	2	4	3	1	0	1	0	-	0	1			
1996-97	2	2	0	0	-	4	6	4	1	1	0	0	-	2	2	1	1	1	0	0	-	2	4			
1995-96	2	0	1	1	-	1	3	13	1	0	0	1	-	1	3	3	1	0	1	0	-	0	0			
1994-95	-	-	-	-	-	-	-	-	-	-	-	-	-	-	-	-	-	-	-	-	-	-	-			
1993-94	2	1	1	0	-	2	7	7	1	0	1	0	-	0	3	7	1	1	0	0	-	2	4			
1992-93	3	1	2	0	-	2	12	12	2	1	1	0	-	2	10	9	1	0	1	0	-	0	2			
TOTALS	43	24	17	1	1	50	137	138	22	13	8	1	0	27	74	69	21	11	9	0	1	23	63			

INDIVIDUAL SCORING

TAMPA BAY LIGHTNING

Player	GP	G	A	P	+/-	PIM
Steven Stamkos	2	2	1	3	1	0
Nikita Kucherov	2	2	1	3	-2	4
Mikhail Sergachev	2	0	2	2	1	2
Vladislav Namestnikov	2	1	0	1	2	0
Anthony Cirelli	1	1	0	1	-1	2
Philippe Myers	1	1	0	1	1	0
Ian Cole	2	0	1	1	1	5
Pat Maroon	2	0	1	1	1	0
Victor Hedman	2	0	1	1	-2	0
Nicholas Paul	2	0	1	1	1	2
Ross Colton	2	0	1	1	1	0
Brandon Hagel	2	0	1	1	-1	2
Corey Perry	2	0	0	0	0	12
Alex Killorn	2	0	0	0	1	0
Zach Bogosian	1	0	0	0	0	2
Pierre-Edouard Bellemare	2	0	0	0	0	0
Haydn Fleury	1	0	0	0	1	2
Brayden Point	2	0	0	0	-2	0
Erik Cernak	1	0	0	0	-1	2
Cal Foote	1	0	0	0	1	0
Nick Perbix	1	0	0	0	1	0
Cole Koepke	1	0	0	0	0	0

Power Play: 1/8 (12.5%)
Penalty Kill: 5/7 (71.4%)

GOALTENDING

TAMPA BAY LIGHTNING

PLAYER	GP	W	L	OT	SO	SA	SVS	SV%	GAA
Andrei Vasilevskiy	2	1	1	0	0	79	74	0.937	2.54



1400 Edwards Mill Road
Raleigh, North Carolina 27607
Phone: (919) 467-7825
Website: www.nhl.com/hurricanes
Team Colors: Red, White, Black, Silver
Inaugural Season: 1979-80 (Relocated from Hartford in 1997)

Arena: PNC Arena (18,680)
Stanley Cup Titles: 1 (2006)
Television: Bally Sports South
Radio: WCMC-FM 99.9

General Manager: Don Waddell
Head Coach: Rod Brind'Amour
Assistant Coaches: Jeff Daniels, Tim Gleason
Media & Communications Managers: Mike Sundheim, Mike Brown

2022-23 Season Summary

WON: 1 LOST: 1 OT: 1

AT TAMPA BAY LIGHTNING

DATE	TEAM	OPPONENT	ATTEND	GOALTENDERS	W GOAL
Nov 3, '22	Lightning 3	Hurricanes 4	19,092	Vasilevskiy vs. Andersen	Sebastian Aho**

AT CAROLINA HURRICANES

DATE	TEAM	OPPONENT	ATTEND	GOALTENDERS	W GOAL
Mar 5,'23	Lightning 0	Hurricanes 6	18,965	Vasilevskiy vs. Andersen	Andrei Svechnikov
Mar 28, '23	Lightning 4	Hurricanes 0	18,680	Vasilevskiy vs. Kochetkov	Steven Stamkos

*-Overtime **-Shootout

SERIES INFORMATION

Last Lightning Win: March 28, 2023 (Lightning 4 @ Carolina 0)
Last Carolina Win: March 5, 2023 (Lightning 0 @ Carolina 6)
Last Tie: Nov. 23, 2003 (Lightning 0 @ Carolina 0)
Last Lightning Overtime Win: March 29, 2022 (Lightning 4 vs. Carolina 3, OT)
Last Carolina Overtime Win: Nov. 3, 2022 (Carolina 2 @ Lightning 1, OT)
Last Lightning Shootout Win: Jan. 20, 2007 (Lightning 6 @ Carolina 5, SO)
Last Carolina Shootout Win: Nov. 3, 2022 (Lightning 3 vs. Carolina 4, SO)
Last Lightning Shutout: March 28, 2023 (Lightning 4 @ Carolina 0)
Last Carolina Shutout: March 5, 2023 (Lightning 0 @ Carolina 6)
Last Lightning Win at Home: March 29, 2022 (Lightning 4 vs. Carolina 3, OT)
Last Carolina Win at Home: March 5, 2023 (Lightning 0 @ Carolina 6)
Last Lightning Win at Carolina: March 28, 2023 (Lightning 4 @ Carolina 0)
Last Carolina Win at Tampa Bay: Nov. 3, 2022 (Lightning 3 vs. Carolina 4, SO)
Most Goals by Lightning: 6, 3x, Last: March 21, 2019 (Lightning 6 @ Carolina 3)
Most Goals by Carolina: 9, March 7, 2009 (Lightning 3 vs. Carolina 9)
Most Goals by Both Teams: 13, April 6, 2010 (Lightning 5 vs. Carolina 8)
Last Lightning Hat Trick: Tyler Johnson, Oct. 16, 2018 (Lightning 4 vs. Carolina 2)
Last Carolina Hat Trick: Teuvo Teravainen, March 5, 2023 (Lightning 0 @ Carolina 6)

ALL-TIME SERIES

SEASON	OVERALL								HOME								ROAD							
	GP	W	L	T	OTL	PTS	GF	GA	GP	W	L	T	OTL	PTS	GF	GA	GP	W	L	T	OTL	PTS	GF	GA
2022-23	3	1	1	-	1	3	7	9	1	0	0	-	1	1	3	3	2	1	1	-	0	2	4	6
2021-22	3	1	1	-	1	3	7	8	2	1	0	-	1	3	5	5	1	0	1	-	0	0	2	3
2020-21	8	4	3	-	1	9	17	18	4	3	1	-	0	6	10	7	4	1	2	-	1	3	7	11
2019-20	3	1	1	-	1	3	8	8	1	0	1	-	0	0	2	3	2	1	0	-	1	3	6	5
2018-19	3	3	0	-	0	6	13	6	2	2	0	-	0	4	7	3	1	1	0	-	0	2	6	3
2017-18	3	2	0	-	1	5	12	8	1	1	0	-	0	2	5	4	2	1	0	-	1	3	7	4
2016-17	3	2	0	-	1	5	7	5	2	2	0	-	0	4	7	4	1	0	0	-	1	1	0	1
2015-16	3	3	0	-	0	6	12	8	1	1	0	-	0	2	4	3	2	2	0	-	0	4	8	5
2014-15	3	2	1	-	0	4	6	6	2	2	0	-	0	4	4	2	1	0	1	-	0	0	2	4
2013-14	3	3	0	-	0	6	11	5	1	1	0	-	0	2	3	2	2	2	0	-	0	4	8	3
2012-13	5	4	1	-	0	8	20	7	2	1	1	-	0	2	6	4	3	3	0	-	0	6	14	3
2011-12	6	3	3	-	0	6	20	19	3	1	2	-	0	2	9	11	3	2	1	-	0	4	11	8
2010-11	6	4	2	-	0	8	26	18	3	2	1	-	0	4	12	8	3	2	1	-	0	4	14	10
2009-10	6	3	2	-	1	7	18	19	3	2	1	-	0	4	13	12	3	1	1	-	1	3	5	7
2008-09	6	0	4	-	2	2	13	26	3	0	2	-	1	1	8	16	3	0	2	-	1	1	5	10
2007-08	8	4	4	-	0	8	22	23	4	3	1	-	0	6	11	7	4	1	3	-	0	2	11	16
2006-07	8	5	3	-	0	10	29	24	4	2	2	-	0	4	11	11	4	3	1	-	0	6	18	13
2005-06	8	5	2	-	1	11	32	26	4	4	0	-	0	8	18	11	4	1	2	-	1	3	14	15
2004-05	DID NOT PLAY																							
2003-04	6	3	1	2	0	8	15	15	3	2	1	0	0	4	10	12	3	1	0	2	0	4	5	3
2002-03	5	3	0	2	0	8	13	6	2	2	0	0	0	4	8	2	3	1	0	2	0	4	5	4
2001-02	5	2	3	0	0	4	11	10	3	1	2	0	0	2	5	6	2	1	1	0	0	2	6	4
2000-01	5	2	2	0	1	5	13	16	2	2	0	0	0	4	4	2	3	0	2	0	1	1	9	14
1999-00	5	1	3	1	0	3	12	18	3	1	1	1	0	3	8	10	2	0	2	0	0	0	4	8
1998-99	5	0	2	3	-	3	14	16	2	0	1	1	-	1	4	5	3	0	1	2	-	2	10	11
1997-98	4	1	2	1	-	3	9	10	2	1	1	0	-	2	6	5	2	0	1	1	-	1	3	5
1996-97	4	0	4	0	-	0	11	19	2	0	2	0	-	0	5	11	2	0	2	0	-	0	6	8
1995-96	4	2	1	1	-	5	12	12	2	1	0	1	-	3	6	4	2	1	1	0	-	2	6	8
1994-95	4	3	1	0	-	6	11	6	2	2	0	0	-	4	6	3	2	1	1	0	-	2	5	3
1993-94	4	2	2	0	-	4	13	13	2	2	0	0	-	4	8	3	2	0	2	0	-	0	5	10
1992-93	2	0	2	0	-	0	4	7	1	0	1	0	-	0	3	4	1	0	1	0	-	0	1	3
TOTALS	141	69	51	10	11	159	417	388	69	42	21	3	3	90	211	183	72	27	30	7	8	69	206	205

INDIVIDUAL SCORING

TAMPA BAY LIGHTNING

Player	GP	G	A	P	+/-	PIM
Brayden Point	3	2	2	4	1	2
Steven Stamkos	3	1	3	4	3	0
Nikita Kucherov	3	1	2	3	2	2
Alex Killorn	3	1	1	2	2	4
Mikhail Sergachev	3	0	2	2	1	0
Nicholas Paul	3	1	0	1	1	0
Ross Colton	3	1	0	1	0	2
Erik Cernak	2	0	1	1	1	2
Brandon Hagel	3	0	1	1	-1	0
Corey Perry	3	0	0	0	-1	2
Ian Cole	2	0	0	0	-1	2
Pat Maroon	2	0	0	0	0	0
Zach Bogosian	1	0	0	0	-1	14
Victor Hedman	2	0	0	0	3	0
Vladislav Namestnikov	1	0	0	0	-1	0
Pierre-Edouard Bellemare	3	0	0	0	0	0
Haydn Fleury	3	0	0	0	-1	0
Darren Raddysh	1	0	0	0	2	0
Anthony Cirelli	2	0	0	0	-1	4
Michael Eyssimont	1	0	0	0	-1	0
Tanner Jeannot	2	0	0	0	-1	2
Cal Foote	1	0	0	0	-1	0
Nick Perbix	3	0	0	0	0	0
Cole Koepke	1	0	0	0	-1	0

Power Play: 2/8 (25%)
Penalty Kill: 8/13 (61.5%)

GOALTENDING

TAMPA BAY LIGHTNING

PLAYER	GP	W	L	OT	SO	SA	SVS	SV%	GAA
Andrei Vasilevskiy	3	1	1	1	0	124	115	0.927	2.93

CHICAGO BLACKHAWKS



1901 W Madison Street
Chicago, Illinois 60612
Phone: (312) 455-7000
Website: www.nhl.com/blackhawks
Team Colors: Red, White, Black
Inaugural Season: 1926-27
Arena: United Center (19,717)
Stanley Cup Titles: 6 (1934, 1938, 1961, 2010, 2013, 2015)
Television: NBC Sports Chicago, WGN-TV
Radio: WGN-AM 720

General Manager: Kyle Davidson
Head Coach: Luke Richardson
Assistant Coaches: Derek King, Kevin Dean, Derek Plante
Media & Communications Managers: John Steinmiller, Lyndsey Stroope, Ben Fromstein, Kaylea Konoval

SERIES INFORMATION

Last Lightning Win: March 11, 2022 (Lightning 3 vs. Chicago 1)
Last Chicago Win: March 5, 2021 (Lightning 3 @ Chicago 4, SO)
Last Tie: Jan. 18, 2002 (Lightning 2 vs. Chicago 2)
Last Lightning Overtime Win: March 4, 2021 (Lightning 3 @ Chicago 2, OT)
Last Chicago Overtime Win: Oct. 24, 2015 (Lightning 0 @ Chicago 1, OT)
Last Lightning Shootout Win: Oct. 5, 2013 (Lightning 3 @ Chicago 2, SO)
Last Chicago Shootout Win: March 5, 2021 (Lightning 3 @ Chicago 4, SO)
Last Lightning Shutout: Jan. 22, 2018 (Lightning 2 @ Chicago 0)
Last Chicago Shutout: Oct. 24, 2015 (Lightning 0 @ Chicago 1, OT)
Last Lightning Win at Home: March 11, 2022 (Lightning 3 vs. Chicago 1)
Last Chicago Win at Home: March 5, 2021 (Lightning 3 @ Chicago 4, SO)
Last Lightning Win at Chicago: January 3, 2023 (Lightning 4 @ Chicago 1)
Last Chicago Win at Tampa Bay: February 27, 2020 (Lightning 2 vs. Chicago 5)
Most Goals by Lightning: 7, 2x, Last: April 27, 2021 (Lightning 7 @ Chicago 4)
Most Goals by Chicago: 7, 2x, Last: Jan. 7, 2001 (Lightning 4 @ Chicago 7)
Most Goals by Both Teams: 12, Dec. 6, 1998 (Lightning 5 @ Chicago 7)
Last Lightning Hat Trick: Steven Stamkos, Nov. 4, 2011 (Lightning 5 vs. Chicago 4, OT)
Last Chicago Hat Trick: Dominik Kubalik, Feb. 27, 2020 (Lightning 2 vs. Chicago 5)

2022-23 SEASON SUMMARY

WON: 2 LOST: 0 OT: 0

AT TAMPA BAY LIGHTNING

DATE	TEAM	OPPONENT	ATTEND	GOALTENDERS	W GOAL
Mar 11, '23	Lightning 3	Chicago 1	19,092	Elliott vs. Mrazek	Brayden Point

AT CHICAGO BLACKHAWKS

DATE	TEAM	OPPONENT	ATTEND	GOALTENDERS	W GOAL
Jan 3, '23	Lightning 4	Chicago 1	18,429	Elliott vs. Stalock	Alex Killorn

ALL-TIME SERIES

SEASON	OVERALL								HOME								ROAD							
	GP	W	L	T	OTL	PTS	GF	GA	GP	W	L	T	OTL	PTS	GF	GA	GP	W	L	T	OTL	PTS	GF	GA
2022-23	2	2	0	-	0	4	7	2	1	1	0	-	0	2	3	1	1	1	0	-	0	2	4	1
2021-22	2	2	0	-	0	4	11	5	1	1	0	-	0	2	5	2	1	1	0	-	0	2	6	3
2020-21	8	7	0	-	1	15	37	19	4	4	0	-	-	8	18	6	4	3	0	-	1	7	19	13
2019-20	2	1	1	-	0	2	6	7	1	0	1	-	0	0	2	5	1	1	0	-	0	2	4	2
2018-19	2	2	0	-	0	4	10	5	1	1	0	-	0	2	4	2	1	1	0	-	0	2	6	3
2017-18	2	2	0	-	0	4	5	2	1	1	0	-	0	2	3	2	1	1	0	-	0	2	2	0
2016-17	2	2	0	-	0	4	10	6	1	1	0	-	0	2	5	4	1	1	0	-	0	2	5	2
2015-16	2	1	0	-	1	3	2	2	1	1	0	-	0	2	2	1	1	0	0	-	1	1	0	1
2014-15	2	1	0	-	1	3	6	2	1	1	0	-	0	2	4	0	1	0	0	-	1	1	2	2
2013-14	2	2	0	-	0	4	8	7	1	1	0	-	0	2	6	5	1	1	0	-	0	2	2	2
2012-13	-	-	-	-	-	-	-	-	-	-	-	-	-	-	-	-	-	-	-	-	-	-	-	-
2011-12	1	1	0	-	0	2	5	4	1	1	0	-	0	2	5	4	-	-	-	-	-	-	-	-
2010-11	2	2	0	-	0	4	5	3	1	1	0	-	0	2	3	3	1	1	0	-	0	2	2	0
2009-10	1	0	1	-	0	0	0	4	-	-	-	-	-	-	-	-	1	0	1	-	0	0	0	4
2008-09	1	0	1	-	0	0	3	5	1	0	1	-	0	0	3	5	-	-	-	-	-	-	-	-
2007-08	1	0	1	-	0	0	1	5	-	-	-	-	-	-	-	-	1	0	1	-	0	0	1	5
2006-07	-	-	-	-	-	-	-	-	-	-	-	-	-	-	-	-	-	-	-	-	-	-	-	-
2005-06	1	1	0	-	0	2	3	2	1	1	0	-	0	2	3	2	-	-	-	-	-	-	-	-
2004-05	DID NOT PLAY																							
2003-04	1	1	0	0	0	2	5	3	-	-	-	-	-	-	-	-	1	1	0	0	0	2	5	3
2002-03	2	0	1	0	1	1	3	6	1	0	0	0	1	1	2	3	1	0	1	0	0	0	1	3
2001-02	2	0	1	1	0	1	2	4	1	0	0	1	0	1	2	2	1	0	1	0	0	0	0	2
2000-01	1	0	1	0	0	0	4	7	-	-	-	-	-	-	-	-	1	0	1	0	0	0	4	7
1999-00	2	0	2	0	0	0	3	10	1	0	1	0	0	0	1	4	1	0	1	0	0	0	1	5
1998-99	2	0	1	1	-	1	7	9	1	0	0	1	-	1	2	2	1	0	1	0	-	0	5	7
1997-98	2	2	0	0	-	4	5	1	1	1	0	0	-	2	1	0	1	1	0	0	-	2	4	1
1996-97	2	1	0	1	-	3	4	2	1	0	0	1	-	1	2	2	1	1	0	0	-	2	2	0
1995-96	2	2	0	0	-	4	6	1	1	1	0	0	-	2	2	0	1	1	0	0	-	2	4	1
1994-95	-	-	-	-	-	-	-	-	-	-	-	-	-	-	-	-	-	-	-	-	-	-	-	-
1993-94	2	1	1	0	-	2	4	4	1	1	0	0	-	2	4	3	1	0	1	0	-	0	0	1
1992-93	7	1	4	2	-	4	19	27	3	1	2	0	-	2	10	12	4	0	2	2	-	2	9	15
TOTALS	58	34	15	5	4	77	179	152	28	19	5	3	1	42	91	70	30	15	10	2	3	35	88	82

INDIVIDUAL SCORING

TAMPA BAY LIGHTNING

Player	GP	G	A	P	+/-	PIM
Brayden Point	2	2	1	3	1	0
Brandon Hagel	2	2	1	3	3	2
Victor Hedman	2	0	3	3	4	0
Alex Killorn	2	1	1	2	2	2
Mikhail Sergachev	2	0	2	2	4	0
Pat Maroon	2	1	0	1	1	0
Nicholas Paul	2	1	0	1	2	0
Steven Stamkos	2	0	1	1	0	0
Nikita Kucherov	2	0	1	1	1	0
Pierre-Edouard Bellemare	1	0	1	1	1	0
Corey Perry	2	0	0	0	0	0
Ian Cole	2	0	0	0	1	6
Zach Bogosian	2	0	0	0	1	2
Vladislav Namestnikov	1	0	0	0	0	0
Erik Cernak	2	0	0	0	0	5
Anthony Cirelli	2	0	0	0	2	0
Ross Colton	2	0	0	0	1	0
Michael Eyssimont	1	0	0	0	0	0
Tanner Jeannot	1	0	0	0	0	2
Nick Perbix	2	0	0	0	0	0

Power Play: 1-5 (20%)
Penalty Kill: 6-7 (85.7%)

GOALTENDING

TAMPA BAY LIGHTNING

PLAYER	GP	W	L	OT	SO	SA	SVS	SV%	GAA
Brian Elliott	2	2	0	0	0	49	47	.959	1.00

COLORADO AVALANCHE



1000 Chopper Circle
Denver, Colorado 80204
Phone: (303) 405-1100
Website: www.nhl.com/avalanche
Team Colors: Burgundy, Blue, Silver, Black
Inaugural Season: 1979-80 (Relocated from Quebec in 1995)
Arena: Pepsi Center (17,809)
Stanley Cup Titles: 3 (1996, 2001, 2022)
Television: Altitude Sports & Entertainment Network
Radio: Altitude Sports Radio (92.5 FM/950 AM)

General Manager Chris MacFarland
Head Coach Jared Bednar
Assistant Coaches Nolan Pratt, Ray Bennett
Media & Communications Managers Brendan McNicholas, Danielle Bernstein

SERIES INFORMATION

Last Lightning Win: Feb. 14, 2023 (Lightning 4 @ Colorado 3, SO)
Last Colorado Win: Feb. 10, 2022 (Lightning 2 @ Colorado 3)
Last Tie: Dec. 11, 2000 (Lightning 2 @ Colorado 2)
Last Lightning Overtime Win: Feb. 17, 2020 (Lightning 4 @ Colorado 3, OT)
Last Colorado Overtime Win: Dec. 23, 2011 (Lightning 1 @ Colorado 2, OT)
Last Lightning Shootout Win: Feb. 14, 2023 (Lightning 4 @ Colorado 3, SO)
Last Colorado Shootout Win: Oct. 23, 2021 (Lightning 3 vs. Colorado 4, SO)
Last Lightning Shutout: Feb. 9, 2023 (Lightning 5 vs. Colorado 0)
Last Colorado Shutout: Oct. 20, 2016 (Lightning 0 vs. Colorado 4)
Last Lightning Win at Home: Feb. 9, 2023 (Lightning 5 vs. Colorado 0)
Last Colorado Win at Home: Feb. 10, 2022 (Lightning 2 @ Colorado 3)
Last Lightning Win at Colorado: Feb. 14, 2023 (Lightning 4 @ Colorado 3, SO)
Last Colorado Win at Tampa Bay: Oct. 23, 2021 (Lightning 3 vs. Colorado 4, SO)
Most Goals by Lightning: 7, Dec. 8, 2018 (Lightning 7 vs. Colorado 1)
Most Goals by Colorado: 8, 3x, Last: Nov. 13, 1998 (Lightning 1 @ Colorado 8)
Most Goals by Both Teams: 11, 2x, Last: Dec. 16, 2017 (Lightning 6 @ Colorado 5)
Last Lightning Hat Trick: Tyler Johnson, Jan. 25, 2014 (Lightning 5 vs. Colorado 2)
Last Colorado Hat Trick: Tyson Jost, Oct. 19, 2019 (Lightning 2 vs. Colorado 6)

2022-23 SEASON SUMMARY

WON: 2 LOST: 0 OT: 0

AT TAMPA BAY LIGHTNING

DATE	TEAM	OPPONENT	ATTEND	GOALTENDERS	W GOAL
Feb 9, '23	Lightning 5	Avalanche 0	19,092	Vasilevskiy vs. Georgiev	Corey Perry

AT COLORADO AVALANCHE

DATE	TEAM	OPPONENT	ATTEND	GOALTENDERS	W GOAL
Feb 14, '23	Lightning 4	Avalanche 3	18,072	Vasilevskiy vs. Georgiev	Steven Stamkos**

*-Overtime **-Shootout

ALL-TIME SERIES

SEASON	OVERALL								HOME								ROAD							
	GP	W	L	T	OTL	PTS	GF	GA	GP	W	L	T	OTL	PTS	GF	GA	GP	W	L	T	OTL	PTS	GF	GA
2022-23	2	2	0	-	0	4	8	3	1	1	0	-	0	2	5	0	1	1	0	-	0	2	3	3
2021-22	2	0	1	-	1	1	5	6	1	0	0	-	1	1	3	3	1	0	1	-	0	0	2	3
2020-21	-	-	-	-	-	-	-	-	-	-	-	-	-	-	-	-	-	-	-	-	-	-	-	-
2019-20	2	1	1	-	0	2	6	9	1	0	1	-	0	0	2	6	1	1	0	-	0	2	4	3
2018-19	2	2	0	-	0	4	8	1	1	1	0	-	0	2	7	1	1	1	0	-	0	2	1	0
2017-18	2	2	0	-	0	4	11	7	1	1	0	-	0	2	5	2	1	1	0	-	0	2	6	5
2016-17	2	1	1	-	0	2	3	6	1	0	1	-	0	0	0	4	1	1	0	-	0	2	3	2
2015-16	2	1	1	-	-	2	5	2	1	0	1	-	-	0	1	2	1	1	0	-	0	2	4	0
2014-15	2	1	1	-	-	2	6	7	1	1	0	-	-	2	2	2	1	0	1	-	0	0	4	5
2013-14	2	1	1	-	-	2	8	8	1	1	0	-	-	2	5	2	1	0	1	-	-	0	3	6
2012-13	-	-	-	-	-	-	-	-	-	-	-	-	-	-	-	-	-	-	-	-	-	-	-	-
2011-12	1	0	0	-	1	1	1	2	-	-	-	-	-	-	-	-	1	0	0	-	1	1	1	2
2010-11	1	1	0	-	0	2	6	5	1	1	0	-	0	2	6	5	-	-	-	-	-	-	-	-
2009-10	2	0	1	-	1	1	1	4	1	0	1	-	0	0	0	3	1	0	0	-	1	1	1	1
2008-09	2	0	1	-	1	1	4	5	1	0	0	-	1	1	1	1	1	0	1	-	0	0	3	4
2007-08	1	0	1	-	0	0	0	3	1	0	1	-	0	0	0	3	-	-	-	-	-	-	-	-
2006-07	1	0	1	-	0	0	2	4	-	-	-	-	-	-	-	-	1	0	1	-	0	0	2	4
2005-06	-	-	-	-	-	-	-	-	-	-	-	-	-	-	-	-	-	-	-	-	-	-	-	-
2004-05	DID NOT PLAY																							
2003-04	2	1	0	0	1	3	7	5	1	0	0	0	1	1	4	5	1	1	0	0	0	2	3	0
2002-03	1	1	0	0	0	2	4	4	1	1	0	0	0	2	4	3	-	-	-	-	-	-	-	-
2001-02	1	0	1	0	0	0	2	2	-	-	-	-	-	-	-	-	1	0	1	0	0	0	1	2
2000-01	2	0	1	1	0	1	2	4	1	0	1	0	0	0	0	2	1	0	0	1	0	1	2	2
1999-00	1	0	1	0	0	0	1	5	-	-	-	-	-	-	-	-	1	0	1	0	0	0	1	4
1998-99	2	1	1	0	-	2	3	9	1	1	0	0	-	2	2	1	1	0	1	0	-	0	1	8
1997-98	2	1	0	1	-	3	5	4	1	0	0	1	-	1	3	3	1	1	0	0	-	2	2	1
1996-97	2	1	1	0	-	2	5	6	1	1	0	0	-	2	3	2	1	0	1	0	-	0	2	4
1995-96	2	1	0	1	-	3	8	6	1	1	0	0	-	2	4	2	1	0	0	1	-	1	4	4
1994-95	3	1	2	0	-	2	8	14	1	1	0	0	-	2	5	2	2	0	2	0	-	0	3	12
1993-94	4	3	1	0	-	6	15	14	2	2	0	0	-	4	9	5	2	1	1	0	-	2	6	9
1992-93	3	1	2	0	-	2	8	11	2	1	1	0	-	2	5	7	1	0	1	0	-	0	3	4
TOTALS	51	23	20	3	5	54	141	154	25	14	7	1	3	32	76	66	26	9	13	2	2	22	65	88

INDIVIDUAL SCORING

TAMPA BAY LIGHTNING

Player	GP	G	A	P	+/-	PIM
Brandon Hagel	2	2	1	3	2	0
Brayden Point	2	1	2	3	0	0
Anthony Cirelli	2	1	2	3	3	0
Alex Killorn	2	0	3	3	2	7
Corey Perry	2	1	1	2	0	0
Nikita Kucherov	2	1	1	2	-1	0
Vladislav Namestnikov	2	1	0	1	1	0
Mikhail Sergachev	2	1	0	1	2	2
Steven Stamkos	2	0	1	1	0	0
Victor Hedman	2	0	1	1	1	0
Pierre-Edouard Bellemare	2	0	1	1	0	0
Ian Cole	2	0	0	0	0	4
Pat Maroon	2	0	0	0	0	5
Zach Bogosian	2	0	0	0	2	0
Nicholas Paul	1	0	0	0	1	0
Erik Cernak	2	0	0	0	1	0
Ross Colton	2	0	0	0	1	5
Cal Foote	2	0	0	0	0	0
Nick Perbix	1	0	0	0	0	0

Power Play: 2-7 (28.6%)
Penalty Kill: 4-4 (100%)

GOALTENDING

TAMPA BAY LIGHTNING

PLAYER	GP	W	L	OT	SO	SA	SVS	SV%	GAA
Andrei Vasilevskiy	2	2	0	0	0	76	73	.961	1.44

COLUMBUS BLUE JACKETS



200 W Nationwide Blvd.
Columbus, Ohio 43215
Phone: (614) 246-4625
Website: www.nhl.com/bluejackets
Team Colors: Union Blue, Red, Silver, White
Inaugural Season: 2000-01
Arena: Nationwide Arena (18,144)
Stanley Cup Titles: None
Television: Bally Sports Ohio
Radio: WBNS-FM 97.1, WWCD-FM 102.5

General Manager Jarmo Kekalainen
Head Coach Pascal Vincent
Assistant Coaches Pascal Vincent, Steve McCarthy
Media & Communications Managers Todd Sharrock, Glenn Odebralski, Lindy Noel, Madison White

SERIES INFORMATION

Last Lightning Win: January 10, 2023 (Lightning 6 vs. Columbus 3)
Last Columbus Win: April 28, 2022 (Lightning 2 @ Columbus 5)
Last Tie: Oct. 23, 2002 (Lightning 2 @ Columbus 2)
Last Lightning Overtime Win: April 25, 2021 (Lightning 4 vs. Columbus 3, OT)
Last Columbus Overtime Win: None
Last Lightning Shootout Win: Nov. 4, 2017 (Lightning 5 vs. Columbus 4, SO)
Last Columbus Shootout Win: None
Last Lightning Shutout: Jan. 8, 2019 (Lightning 4 vs Columbus 0)
Last Columbus Shutout: Dec. 3, 2013 (Lightning 0 @ Columbus 1)
Last Lightning Win at Home: January 10, 2023 (Lightning 6 vs. Columbus 3)
Last Columbus Win at Home: April 28, 2022 (Lightning 2 @ Coumbus 5)
Last Lightning Win at Columbus: Oct. 14, 2022 (Lightning 5 @ Columbus 2)
Last Columbus Win at Tampa Bay: March 30, 2021 (Lightning 1 vs. Columbus 3)
Most Goals by Lightning: 8, Oct. 13, 2018 (Lightning 8 vs. Columbus 2)
Most Goals by Columbus: 5, 5x, Last: Apr. 28, 2022 (Lightning 2 @ Columbus 5)
Most Goals by Both Teams: 11, Nov. 8, 2014 (Lightning 7 @ Columbus 4)
Last Lightning Hat Trick: None
Last Columbus Hat Trick: None

2022-23 SEASON SUMMARY

WON: 3 LOST: 0 OT: 0

AT TAMPA BAY LIGHTNING

DATE	TEAM	OPPONENT	ATTEND	GOALTENDERS	W GOAL
Dec. 15, '22	Lightning 4	Columbus 1	19,092	Elliott vs. Tarasov	Brayden Point
Jan. 10, '23	Lightning 6	Columbus 3	19,092	Vasilevskiy vs. Merzlikins	Nikita Kucherov

AT COLUMBUS BLUE JACKETS

DATE	TEAM	OPPONENT	ATTEND	GOALTENDERS	W GOAL
Oct. 14, '22	Lightning 5	Columbus 2	18,889	Vasilevskiy vs. Tarasov	Ross Colton

ALL-TIME SERIES

SEASON	OVERALL								HOME								ROAD							
	GP	W	L	T	OTL	PTS	GF	GA	GP	W	L	T	OTL	PTS	GF	GA	GP	W	L	T	OTL	PTS	GF	GA
2022-23	3	3	0	-	0	6	15	6	2	2	0	-	0	4	10	4	1	1	0	--	0	2	5	2
2021-22	3	2	1	-	0	4	13	8	1	1	0	-	0	2	4	1	2	1	1	-	0	2	9	7
2020-21	8	5	3	-	0	10	24	21	4	3	1	-	0	6	11	6	4	2	2	-	0	4	13	15
2019-20	1	1	0	-	0	2	2	1	0	0	0	-	0	0	0	0	1	1	0	-	0	2	2	1
2018-19	3	3	0	-	0	6	17	4	2	2	0	-	0	4	12	2	2	1	0	-	0	2	5	1
2017-18	3	3	0	-	0	6	12	4	1	1	0	-	0	2	5	4	2	2	0	-	0	4	7	0
2016-17	3	0	3	-	0	0	5	13	2	0	2	-	0	0	4	8	1	0	1	-	0	0	1	5
2015-16	3	3	0	-	0	6	11	3	1	1	0	-	0	2	5	2	2	2	0	-	0	4	6	1
2014-15	3	2	1	-	0	4	11	8	2	1	1	-	0	2	4	4	1	1	0	-	0	2	7	4
2013-14	3	1	2	-	-	2	5	6	1	1	0	-	-	2	3	2	2	0	2	-	0	0	2	4
2012-13	-	-	-	-	-	-	-	-	-	-	-	-	-	-	-	-	-	-	-	-	-	-	-	-
2011-12	2	2	0	-	0	4	7	4	1	1	0	-	0	2	4	2	1	1	0	-	0	2	3	2
2010-11	1	1	0	-	0	2	2	2	1	1	0	0	-	2	2	2	-	-	-	-	-	-	-	-
2009-10	1	0	1	-	0	0	2	3	-	-	-	-	-	-	-	-	1	0	1	-	0	0	2	3
2008-09	1	1	0	-	0	2	2	1	1	1	0	-	0	2	2	1	-	-	-	-	-	-	-	-
2007-08	1	0	1	-	0	0	3	5	-	-	-	-	-	-	-	-	1	0	1	-	0	0	3	5
2006-07	-	-	-	-	-	-	-	-	-	-	-	-	-	-	-	-	-	-	-	-	-	-	-	-
2005-06	1	1	0	-	0	2	4	2	1	1	0	-	0	2	4	2	-	-	-	-	-	-	-	-
2004-05	DID NOT PLAY																							
2003-04	2	1	1	0	0	2	1	2	1	0	1	0	0	0	0	2	1	1	0	0	0	2	1	0
2002-03	1	0	0	1	0	1	2	2	-	-	-	-	-	-	-	-	1	0	0	1	0	1	2	2
2001-02	1	1	0	0	0	2	1	0	1	1	0	0	0	2	1	0	-	-	-	-	-	-	-	-
2000-01	2	1	1	0	0	2	5	4	1	1	0	0	0	2	4	1	1	0	1	0	0	0	1	3
TOTALS	46	31	14	1	0	63	143	101	23	18	5	0	0	36	74	46	23	13	9	1	0	27	69	55

INDIVIDUAL SCORING

TAMPA BAY LIGHTNING

PLAYER	GP	G	A	P	+/-	PIM
Nikita Kucherov	3	2	5	7	1	0
Victor Hedman	3	0	5	5	3	2
Steven Stamkos	3	2	2	4	1	0
Brandon Hagel	3	2	2	4	2	2
Vladislav Namestnikov	3	1	3	4	4	0
Ross Colton	3	2	1	3	3	0
Brayden Point	3	2	0	2	1	0
Corey Perry	3	1	1	2	4	2
Nicholas Paul	3	1	1	2	1	2
Pierre-Edouard Bellemare	3	1	1	2	0	0
Alex Killorn	3	0	2	2	1	0
Mikhail Sergachev	2	0	2	2	0	6
Cal Foote	1	1	0	1	0	0
Ian Cole	2	0	1	1	3	0
Pat Maroon	3	0	1	1	-1	0
Haydn Fleury	2	0	1	1	-1	0
Erik Cernak	3	0	1	1	5	0
Zach Bogosian	2	0	0	0	-1	0
Anthony Cirelli	2	0	0	0	0	0
Philippe Myers	1	0	0	0	1	0
Nick Perbix	2	0	0	0	0	0
Cole Koepke	1	0	0	0	-2	0

Power Play: 4-9 (44.4%)

Penalty Kill: 6-6 (100%)

GOALTENDING

TAMPA BAY LIGHTNING

PLAYER	GP	W	L	OT	SO	SA	SVS	SV%	GAA
Andrei Vasilevskiy	2	2	0	0	0	52	47	.904	2.50
Brian Elliott	1	1	0	0	0	25	24	.960	1.01

DALLAS STARS



2500 Victory Avenue
Dallas, Texas 75219
Phone: (214) 387-5500
Website: www.nhl.com/stars
Team Colors: Green, Silver, Black, White
Inaugural Season: 1967-68 (Relocated from Minnesota in 1993)
Arena: American Airlines Center (18,532)
Stanley Cup Titles: 1 (1999)
Television: Bally Sports Southwest,
Radio: KTCK-THE TICKET (1310 AM/96.7 FM)

General Manager Jim Nill
Head Coach Pete DeBoer
Assistant Coaches Steve Spott, Alain Nasreddine, Misha Donskov
Media & Communications Managers Dan Stuchal, Joe Calvillo, Kyle Shohara, Rina Zell

SERIES INFORMATION

Last Lightning Win: Feb. 11, 2023 (Lightning 3 @ Dallas 1)
Last Dallas Win: Apr. 12, 2022 (Lightning 0 @ Dallas 1)
Last Tie: Oct. 21, 1995 (Lightning 3 @ Dallas 3)
Last Lightning Overtime Win: Nov. 15, 2022 (Lightning 5 vs. Dallas 4, OT)
Last Dallas Overtime Win: Jan. 27, 2020 (Lightning 2 @ Dallas 3, OT)
Last Lightning Shootout Win: March 16, 2021 (Lightning 4 @ Dallas 3, SO)
Last Dallas Shootout Win: None
Last Lightning Shutout: Apr. 29, 2021 (Lightning 3 vs. Dallas 0)
Last Dallas Shutout: Apr. 12, 2022 (Lightning 0 @ Dallas 1)
Last Lightning Win at Home: Nov. 15, 2022 (Lightning 5 vs. Dallas 4, OT)
Last Dallas Win at Home: Apr. 12, 2022 (Lightning 0 @ Dallas 1)
Last Lightning Win at Dallas: Feb. 11, 2023 (Lightning 3 @ Dallas 1)
Last Dallas Win at Tampa Bay: May 7, 2021 (Lightning 2 vs. Dallas 5)
Most Goals by Lightning: 6, 5x, Last: May 5, 2021 (Lightning 6 vs. Dallas 2)
Most Goals by Dallas: 6, 3x, Last: Nov. 20, 2000 (Lightning 2 @ Dallas 6)
Most Goals by Both Teams: 10, 2x, Last: March 31, 1999 (Lightning 4 @ Dallas 6)
Last Lightning Hat Trick: None
Last Dallas Hat Trick: Antoine Roussel, Feb. 18, 2017 (Lightning 3 @ Dallas 4, OT)

2022-23 SEASON SUMMARY

WON: 2 LOST: 0 OT: 0

AT TAMPA BAY LIGHTNING

DATE	TEAM	OPPONENT	ATTEND	GOALTENDERS	W GOAL
Nov. 15, '22	Lightning 5	Dallas 4	19,092	Elliott vs. Oettinger	Alex Killorn*

AT DALLAS STARS

DATE	TEAM	OPPONENT	ATTEND	GOALTENDERS	W GOAL
Feb. 11, '23	Lightning 3	Dallas 1	18,532	Vasilevskyi vs. Wedgewood Anthony Cirelli	

*-Overtime **-Shootout

ALL-TIME SERIES

SEASON	OVERALL								HOME								ROAD							
	GP	W	L	T	OTL	PTS	GF	GA	GP	W	L	T	OTL	PTS	GF	GA	GP	W	L	T	OTL	PTS	GF	GA
2022-23	2	2	0	-	0	4	8	5	1	1	0	-	0	2	5	4	1	1	0	-	0	2	3	1
2021-22	2	1	1	-	0	2	3	2	1	1	0	-	0	2	3	1	1	0	1	-	0	0	0	1
2020-21	8	6	2	-	0	12	27	15	4	3	1	-	0	6	16	7	4	3	1	-	0	6	11	8
2019-20	2	0	0	-	2	2	5	7	1	0	0	-	1	1	3	4	1	0	0	-	1	1	2	3
2018-19	2	2	0	-	0	4	9	0	1	1	0	-	0	2	6	0	1	1	0	-	0	2	3	0
2017-18	2	2	0	-	0	4	11	5	1	1	0	-	0	2	6	1	1	1	0	-	0	2	5	4
2016-17	2	1	0	-	1	3	9	7	1	1	0	-	0	2	6	3	1	0	0	-	1	1	3	4
2015-16	2	0	2	-	0	0	6	9	1	0	1	-	0	0	3	5	1	0	1	-	0	0	3	4
2014-15	2	2	0	-	0	4	10	7	1	1	0	-	0	2	5	4	1	1	0	-	0	2	5	3
2013-14	2	1	1	-	0	2	6	7	1	0	1	-	0	0	2	5	1	1	0	-	0	2	4	2
2012-13	-	-	-	-	-	-	-	-	-	-	-	-	-	-	-	-	-	-	-	-	-	-	-	-
2011-12	1	1	0	-	0	2	2	1	-	-	-	-	-	-	-	-	1	1	0	-	0	2	2	1
2010-11	1	1	0	-	0	2	5	4	1	1	0	0	-	2	5	4	-	-	-	-	-	-	-	-
2009-10	1	0	0	-	1	1	3	4	-	-	-	-	-	-	-	-	1	0	0	-	1	1	3	4
2008-09	1	1	0	-	0	2	4	2	1	1	0	-	0	2	4	2	-	-	-	-	-	-	-	-
2007-08	-	-	-	-	-	-	-	-	-	-	-	-	-	-	-	-	-	-	-	-	-	-	-	-
2006-07	1	0	0	-	1	1	1	2	1	0	0	-	1	1	1	2	0	0	0	-	0	0	0	0
2005-06	1	1	0	-	0	2	6	3	-	-	-	-	-	-	-	-	1	1	0	-	0	2	6	3
2004-05	DID NOT PLAY																							
2003-04	1	0	1	0	0	0	1	2	1	0	1	0	0	0	1	2	-	-	-	-	-	-	-	-
2002-03	1	1	0	0	0	2	4	1	-	-	-	-	-	-	-	-	1	1	0	0	0	2	4	1
2001-02	1	0	1	0	0	0	1	2	1	0	1	0	0	0	1	2	0	0	0	0	0	0	0	0
2000-01	2	0	2	0	0	0	4	9	1	0	1	0	0	0	2	3	1	0	1	0	0	0	2	6
1999-00	2	1	1	0	0	2	4	5	1	0	1	0	0	0	2	4	1	1	0	0	0	2	2	1
1998-99	2	0	2	0	-	0	5	10	1	0	1	0	-	0	1	4	1	0	1	0	-	0	4	6
1997-98	2	0	2	0	-	0	1	8	1	0	1	0	-	0	1	5	1	0	1	0	-	0	0	3
1996-97	2	0	2	0	-	0	1	6	1	0	1	0	-	0	1	2	1	0	1	0	-	0	0	4
1995-96	2	1	0	1	-	3	7	5	1	1	0	0	-	2	4	2	1	0	0	1	-	1	3	3
1994-95	-	-	-	-	-	-	-	-	-	-	-	-	-	-	-	-	-	-	-	-	-	-	-	-
1993-94	2	0	1	1	-	1	5	6	1	0	0	1	-	1	2	2	1	0	1	0	-	0	3	4
1992-93	7	1	5	1	-	3	14	22	4	0	3	1	-	1	5	11	3	1	2	0	-	2	9	11
TOTALS	56	25	23	3	5	58	160	156	29	12	13	2	2	28	85	79	27	13	10	1	3	30	75	77

INDIVIDUAL SCORING

TAMPA BAY LIGHTNING

PLAYER	GP	G	A	P	+/-	PIM
Nikita Kucherov	2	0	2	2	0	0
Ross Colton	2	1	0	1	1	0
Alex Killorn	2	1	0	1	0	2
Brayden Point	2	1	0	1	-1	2
Anthony Cirelli	2	0	1	1	0	2
Cal Foote	2	0	1	1	1	0
Victor Hedman	2	0	1	1	-1	0
Steven Stamkos	2	0	1	1	0	0
Zach Bogosian	1	0	0	0	1	0
Erik Cernak	1	0	0	0	0	0
Brandon Hagel	1	0	0	0	0	0
Mathieu Joseph	1	0	0	0	0	0
Boris Katchouk	1	0	0	0	1	0
Ondrej Palat	1	0	0	0	-1	0
Nick Paul	1	0	0	0	0	5
Taylor Raddysh	1	0	0	0	0	0
Pierre-Edouard Bellemare	2	0	0	0	0	0
Pat Maroon	2	0	0	0	0	0
Ryan McDonagh	2	0	0	0	1	0
Corey Perry	2	0	0	0	0	2
Jan Rutta	2	0	0	0	-1	0
Mikhail Sergachev	2	0	0	0	-1	2

Power Play: 1-6 (16.7%)
Penalty Kill: 4-4 (100%)

GOALTENDING

TAMPA BAY LIGHTNING

PLAYER	GP	W	L	OT	SO	SA	SVS	SV%	GAA
Andrei Vasilevskyi	1	1	0	0	0	29	28	.966	1.00
Brian Elliott	1	1	0	0	0	32	28	.875	3.77

DETROIT RED WINGS



2645 Woodward Avenue
Detroit, Michigan 48201
Phone: (313) 471-7000
Website: www.nhl.com/redwings
Team Colors: Red, White
Inaugural Season: 1926-27
Arena: Little Caesars Arena (19,515)
Stanley Cup Titles: 11 (1936, 1937, 1943, 1950, 1952, 1954, 1955, 1997, 1998, 2002, 2008)
Television: Bally Sports Detroit
Radio: 97.1 FM The Ticket

General Manager: Steve Yzerman
Head Coach: Derek Lalonde
Assistant Coaches: Bob Boughner, Alex Tanguay, Jay Varady
Media & Communications Managers: Todd Beam, Alex DiFilippo, Thomas Roth

SERIES INFORMATION

Last Lightning Win: April 13, 2023 (Lightning 5 vs. Detroit 0)
Last Detroit Win: Dec. 21, 2022 (Lightning 4 vs Detroit 7)
Last Tie: Mar. 8, 2004 (Lightning 1 @ Detroit 1)
Last Lightning Overtime Win: March 26, 2022 (Lightning 2 @ Detroit 1, OT)
Last Detroit Overtime Win: Feb. 26, 2002 (Lightning 3 vs. Detroit 4, OT)
Last Lightning Shootout Win: Dec. 4, 2018 (Lightning 6 @ Detroit 5, SO)
Last Detroit Shootout Win: May 1, 2021 (Lightning 0 @ Detroit 1, SO)
Last Lightning Shutout: April 13, 2023 (Lightning 5 vs. Detroit 0)
Last Detroit Shutout: May 1, 2021 (Lightning 0 @ Detroit 1, SO)
Last Lightning Win at Home: April 13, 2023 (Lightning 5 vs. Detroit 0)
Last Detroit Win at Home: Dec. 21, 2022 (Lightning 4 vs Detroit 7)
Last Lightning Win at Detroit: Feb. 25, 2023 (Lightning 3 @ Detroit 0)
Last Detroit Win at Tampa Bay: Dec. 6, 2022 (Lightning 2 vs. Detroit 4)
Most Goals by Lightning: 7, 2x, last: Oct. 14, 2021 (Lightning 7 @ Detroit 6, OT)
Most Goals by Detroit: 10, Nov. 23, 1992 (Lightning 5 @ Detroit 10)
Most Goals by Both Teams: 16, Dec. 5, 1992 (Lightning 7 vs. Detroit 9)
Last Lightning Hat Trick: Cedric Paquette, Jan. 29, 2015 (Lightning 5 vs. Detroit 1)
Last Detroit Hat Trick: Tyler Bertuzzi, Oct. 14, 2022 (Lightning 7 @ Detroit 6, OT)

2022-23 SEASON SUMMARY

WON:2 LOST: 2 OT: 0

AT TAMPA BAY LIGHTNING

DATE	TEAM	OPPONENT	ATTEND	GOALTENDERS	W GOAL
Dec. 6, '22	Lightning 2	Detroit 4	19,092	Vasilevskiy vs. Husso	Adam Erne
April 13, '23	Lightning 5	Detroit 0	19,092	Elliott vs. Husso	Alex Killorn

AT DETROIT RED WINGS

DATE	TEAM	OPPONENT	ATTEND	GOALTENDERS	W GOAL
Dec. 21, 2022	Lightning 4	Detroit 7	19,515	Elliott vs. Husso	Dylan Larkin
Feb. 25, 2023	Lightning 3	Detroit 0	19,515	Vasilevskiy vs. Husso	Brayden Point

ALL-TIME SERIES

OVERALL									HOME ROAD															
SEASON	GP	W	L	T	OTL	PTS	GF	GA	GP	W	L	T	OTL	PTS	GF	GA	GP	W	L	T	OTL	PTS	GF	GA
2022-23	4	2	2	-	0	4	14	11	2	1	1	-	0	2	7	4	2	1	1	-	0	2	7	7
2021-22	4	3	1	-	0	6	15	12	2	1	1	-	0	2	6	5	2	2	0	-	0	4	9	7
2020-21	8	5	2	-	1	11	21	19	4	3	1	-	0	6	11	8	4	2	1	-	1	5	10	11
2019-20	2	1	0	-	1	3	5	5	1	1	0	-	0	2	2	1	1	0	0	-	1	1	3	4
2018-19	4	4	0	-	0	8	17	12	2	2	0	-	0	4	6	3	2	2	0	-	0	4	11	9
2017-18	4	4	0	-	0	8	15	7	2	2	0	-	0	4	7	3	2	2	0	-	0	2	8	4
2016-17	5	5	0	-	0	10	21	12	3	3	0	-	0	6	15	8	2	2	0	-	0	4	6	4
2015-16	4	2	2	-	0	4	11	8	2	2	0	-	0	4	9	3	2	0	2	-	0	0	2	5
2014-15	4	3	1	-	0	6	11	9	2	2	0	-	0	4	8	2	2	1	1	-	0	2	3	7
2013-14	5	4	1	-	0	8	14	8	2	2	0	-	0	4	6	3	3	2	1	-	0	4	8	5
2012-13	-	-	-	-	-	-	-	-	-	-	-	-	-	-	-	-	-	-	-	-	-	-	-	-
2011-12	1	0	1	-	0	0	2	4	-	-	-	-	-	-	-	-	1	0	1	-	0	0	2	4
2010-11	1	0	1	-	0	0	2	6	1	0	1	-	0	0	2	6	-	-	-	-	-	-	-	-
2009-10	1	0	1	-	0	0	0	3	-	-	-	-	-	-	-	-	1	0	1	-	0	0	0	3
2008-09	1	0	1	-	0	0	3	4	1	0	1	-	0	0	3	4	-	-	-	-	-	-	-	-
2007-08	1	0	1	-	0	0	2	4	-	-	-	-	-	-	-	-	1	0	1	-	0	0	2	4
2006-07	-	-	-	-	-	-	-	-	-	-	-	-	-	-	-	-	-	-	-	-	-	-	-	-
2005-06	1	0	1	-	0	0	3	6	1	0	1	-	0	0	3	6	-	-	-	-	-	-	-	-
2004-05	DID NOT PLAY																							
2003-04	1	0	0	1	0	1	1	1	-	-	-	-	-	-	-	-	1	0	0	1	0	1	1	1
2002-03	2	1	1	0	0	2	3	3	1	1	0	0	0	2	1	0	1	0	1	0	0	0	2	3
2001-02	1	0	0	0	1	1	4	4	1	0	0	0	1	1	3	4	0	0	0	0	0	0	0	0
2000-01	2	1	1	0	0	2	4	5	1	1	0	0	0	2	3	0	1	0	1	0	0	0	1	5
1999-00	2	1	1	0	0	2	4	5	1	1	0	0	0	2	3	2	1	0	1	0	0	0	1	3
1998-99	2	0	2	0	-	0	4	11	1	0	1	0	-	0	3	5	1	0	1	0	-	0	1	6
1997-98	2	0	2	0	-	0	4	8	1	0	1	0	-	0	4	5	1	0	1	0	-	0	0	3
1996-97	2	0	1	1	-	1	6	7	1	0	0	1	-	1	3	3	1	0	1	0	-	0	2	4
1995-96	2	0	2	0	-	0	2	5	1	0	1	0	-	0	2	3	1	0	1	0	-	0	0	2
1994-95	-	-	-	-	-	-	-	-	-	-	-	-	-	-	-	-	-	-	-	-	-	-	-	-
1993-94	3	1	2	0	-	2	8	11	2	0	2	0	-	0	4	9	1	1	0	0	-	2	4	2
1992-93	7	1	6	0	-	2	26	48	4	1	3	0	-	2	17	30	3	0	3	0	-	0	9	18
TOTALS	76	38	33	2	3	81	219	237	39	23	14	1	1	48	127	117	37	15	19	1	2	33	92	120

INDIVIDUAL SCORING

TAMPA BAY LIGHTNING

Player	GP	G	A	P	+/-	PIM
Brayden Point	4	5	2	7	5	0
Alex Killorn	4	3	3	6	0	4
Nikita Kucherov	4	2	4	6	2	0
Ross Colton	4	1	3	4	2	2
Brandon Hagel	4	1	2	3	4	2
Steven Stamkos	4	1	1	2	-2	0
Victor Hedman	3	0	2	2	-4	0
Mikhail Sergachev	4	0	2	2	2	2
Michael Eyssimont	1	1	0	1	1	2
Corey Perry	4	0	1	1	-3	2
Nicholas Paul	4	0	1	1	-2	2
Erik Cernak	2	0	1	1	1	0
Anthony Cirelli	4	0	1	1	1	0
Nick Perbix	4	0	1	1	1	2
Ian Cole	4	0	0	0	6	2
Pat Maroon	4	0	0	0	-1	0
Zach Bogosian	3	0	0	0	-1	0
Vladislav Namestnikov	3	0	0	0	-1	4
Pierre-Edouard Bellemare	4	0	0	0	-1	0
Haydn Fleury	1	0	0	0	0	0
Darren Raddysh	1	0	0	0	1	0
Cal Foote	2	0	0	0	-2	2

Power Play: 1-10 (10.0%)
Penalty Kill: 9-9 (100%)

GOALTENDING

TAMPA BAY LIGHTNING

PLAYER	GP	W	L	OT	SO	SA	SVS	SV%	GAA
Andrei Vasilevskiy	2	1	1	0	1	69	67	.971	1.02
Brian Elliott	2	1	1	0	1	61	56	.918	2.52

EDMONTON OILERS



10220 - 104 Avenue NW
Edmonton, Alberta, Canada T5J 0HC
Phone: (780) 414-4000
Website: www.nhl.com/oilers
Team Colors: Orange, Blue, White
Inaugural Season: 1979-80
Arena: Rogers Place (18,347)
Stanley Cup Titles: 5 (1984, 1985, 1987, 1988, 1990)
Television: Sportsnet West and Sportsnet Oilers
Radio: CHED-AM 630

General Manager Ken Holland
Head Coach Jay Woodcroft
Assistant Coaches Glen Gulutzan, Dave Manson, Mark Stuart
Media & Communications Managers Tim Shipton, Jamie Cartmell, Shawn May, Kaite Doyle

SERIES INFORMATION

Last Lightning Win: Feb. 23, 2022 (Lightning 5 vs. Edmonton 3)
Last Edmonton Win: Jan. 19, 2023 (Lightning 3 @ Edmonton 5)
Last Tie: Dec. 12, 1996 (Lightning 2 vs. Edmonton 2)
Last Lightning Overtime Win: None
Last Edmonton Overtime Win: March 13, 2001 (Lightning 4 vs. Edmonton 5, OT)
Last Lightning Shootout Win: March 22, 2012 (Lightning 3 vs. Edmonton 2, SO)
Last Edmonton Shootout Win: Dec. 17, 2016 (Lightning 2 @ Edmonton 3, SO)
Last Lightning Shutout: Jan. 3, 1996 (Lightning 5 @ Edmonton 0)
Last Edmonton Shutout: March 11, 1998 (Lightning 0 vs. Edmonton 2)
Last Lightning Win at Home: Feb. 23, 2022 (Lightning 5 vs. Edmonton 3)
Last Edmonton Win at Home: Jan. 19, 2023 (Lightning 3 @ Edmonton 5)
Last Lightning Win at Edmonton: Dec. 22, 2018 (Lightning 6 @ Edmonton 3)
Last Edmonton Win at Tampa Bay: Nov. 8, 2022 (Lightning 2 vs. Edmonton 3)
Most Goals by Lightning: 6, 3x, Last: Dec. 22, 2018 (Lightning 6 @ Edmonton 3)
Most Goals by Edmonton: 7, Jan. 28, 2000 (Lightning 3 vs. Edmonton 7)
Most Goals by Both Teams: 10, 2x, Last: Jan. 19, 2016 (Lightning 6 vs. Edmonton 4)
Last Lightning Hat Trick: None
Last Edmonton Hat Trick: Connor McDavid, Feb. 5, 2018 (Lightning 2 @ Edmonton 6)

2022-23 SEASON SUMMARY

WON: 0 LOST: 2 OT: 0

AT TAMPA BAY LIGHTNING

DATE	TEAM	OPPONENT	ATTEND	GOALTENDERS	W GOAL
Nov. 8, '22	Lightning 2	Oilers 3	19,092	Vasilevskiy vs. Campbell	Leon Draisaitl

AT EDMONTON OILERS

DATE	TEAM	OPPONENT	ATTEND	GOALTENDERS	W GOAL
Jan. 19, '23	Lightning 3	Oilers 5	17,742	Vasilevskiy vs. Campbell	Connor McDavid

ALL-TIME SERIES

SEASON	OVERALL								HOME								ROAD							
	GP	W	L	T	OTL	PTS	GF	GA	GP	W	L	T	OTL	PTS	GF	GA	GP	W	L	T	OTL	PTS	GF	GA
2022-23	2	0	2	--	0	0	5	8	1	0	1	-	0	0	2	3	1	0	1	-	0	0	3	5
2021-22	2	1	1	-	0	2	6	7	1	1	0	-	0	2	5	3	1	0	1	-	0	0	1	4
2020-21	-	-	-	-	-	-	-	-	-	-	-	-	-	-	-	-	-	-	-	-	-	-	-	-
2019-20	1	1	0	-	0	2	3	1	1	1	0	-	0	2	3	1	0	0	0	-	0	0	0	0
2018-19	2	2	0	-	0	4	11	5	1	1	0	-	0	2	5	2	1	0	0	-	0	2	6	3
2017-18	2	1	1	-	0	2	5	7	1	1	0	-	0	2	3	1	1	0	1	-	0	0	2	6
2016-17	2	1	0	-	1	3	6	3	1	1	0	-	0	2	4	1	1	0	0	-	1	1	2	2
2015-16	2	2	0	-	0	4	9	6	1	1	0	-	0	2	6	4	1	1	0	-	0	2	3	2
2014-15	2	1	1	-	0	2	5	5	1	1	0	-	0	2	3	2	1	0	1	-	0	0	2	3
2013-14	2	1	1	-	0	2	7	7	1	1	0	-	0	2	4	2	1	0	1	-	0	0	3	5
2012-13	-	-	-	-	-	-	-	-	-	-	-	-	-	-	-	-	-	-	-	-	-	-	-	-
2011-12	1	1	0	-	0	2	3	2	1	1	0	-	0	2	3	2	-	-	-	-	-	-	-	-
2010-11	1	0	0	-	1	1	3	4	-	-	-	-	-	-	-	-	1	0	0	-	1	1	3	4
2009-10	1	0	1	-	0	0	2	3	1	0	1	-	0	0	2	3	-	-	-	-	-	-	-	-
2008-09	1	0	1	-	0	0	3	5	-	-	-	-	-	-	-	-	1	0	1	-	0	0	3	5
2007-08	1	1	0	-	0	2	4	3	1	1	0	-	0	2	4	3	-	-	-	-	-	-	-	-
2006-07	1	1	0	-	0	2	3	1	-	-	-	-	-	-	-	-	1	1	0	-	0	2	3	1
2005-06	-	-	-	-	-	-	-	-	-	-	-	-	-	-	-	-	-	-	-	-	-	-	-	-
2004-05	DID NOT PLAY																							
2003-04	1	1	0	0	0	2	3	2	-	-	-	-	-	-	-	-	1	1	0	0	0	2	3	2
2002-03	1	1	0	0	0	2	3	2	1	1	0	0	0	2	3	2	-	-	-	-	-	-	-	-
2001-02	2	0	2	0	0	0	3	5	1	0	1	0	0	0	2	3	1	0	1	0	0	0	1	2
2000-01	1	0	0	0	1	1	4	5	1	0	0	0	1	1	4	5	-	-	-	-	-	-	-	-
1999-00	2	0	2	0	0	0	4	12	1	0	1	0	0	0	3	7	1	0	1	0	0	0	1	5
1998-99	2	1	1	0	-	2	3	5	1	0	1	0	-	0	1	4	1	1	0	0	-	2	2	1
1997-98	2	0	2	0	-	0	2	6	1	0	1	0	-	0	0	2	1	0	1	0	-	0	2	4
1996-97	2	0	1	1	-	1	3	5	1	0	0	1	-	1	2	2	1	0	1	0	-	0	1	3
1995-96	2	1	1	0	-	2	8	4	1	0	1	0	-	0	3	4	1	1	0	0	-	2	5	0
1994-95	-	-	-	-	-	-	-	-	-	-	-	-	-	-	-	-	-	-	-	-	-	-	-	-
1993-94	2	0	1	1	-	1	6	7	1	0	0	1	-	1	4	4	1	0	1	0	-	0	2	3
1992-93	4	2	2	0	-	4	13	8	2	2	0	0	-	4	9	2	2	0	2	0	-	0	4	6
TOTALS	44	19	20	2	3	43	126	127	23	13	7	2	1	29	74	62	21	6	13	0	2	14	52	66

INDIVIDUAL SCORING

TAMPA BAY LIGHTNING

Player	GP	G	A	P	+/-	PIM
Brayden Point	2	1	3	4	1	0
Brandon Hagel	2	2	0	2	2	0
Alex Killorn	2	1	1	2	2	2
Victor Hedman	2	0	2	2	1	0
Nikita Kucherov	2	0	2	2	0	4
Steven Stamkos	2	1	0	1	0	4
Anthony Cirelli	1	0	1	1	0	2
Nick Perbix	1	0	1	1	2	0
Corey Perry	2	0	0	0	-1	5
Ian Cole	2	0	0	0	-1	0
Pat Maroon	2	0	0	0	-1	9
Zach Bogosian	1	0	0	0	0	2
Vladislav Namestnikov	2	0	0	0	-1	0
Nicholas Paul	2	0	0	0	-2	0
Pierre-Edouard Bellemare	2	0	0	0	-1	2
Haydn Fleury	1	0	0	0	-1	0
Erik Cernak	2	0	0	0	1	0
Philippe Myers	1	0	0	0	0	0
Mikhail Sergachev	2	0	0	0	0	2
Ross Colton	2	0	0	0	-2	0
Cole Koepke	1	0	0	0	0	0

Power Play: 0-7 (0.0%)
Penalty Kill: 5-8 (62.5%)

GOALTENDING

TAMPA BAY LIGHTNING

PLAYER	GP	GS	W	L	OT	SO	SA	SVS	SV%	GAA
Andrei Vasilevskiy	2	2	0	2	0	0	62	55	.887	3.61

FLORIDA PANTHERS



1 Panther Parkway
Sunrise, Florida 33323
Phone: (954) 835-7000
Website: www.nhl.com/panthers
Team Colors: Red, Blue, Gold, White
Inaugural Season: 1993-94
Arena: BB&T Center (19,512)
Stanley Cup Titles: None
Television: BALLY Sports Florida
Radio: WQAM-AM 560

General Manager Bill Zito
Head Coach Paul Maurice
Associate/Assistant Coaches
 Jamie Kompon,
 Sylvain Lefebvre,
 Tuomo Ruutu
Media & Communications Managers
 Adelyn Biedenbach,
 Thomas Harding,
 Chrissy Parente

SERIES INFORMATION

Last Lightning Win: Dec. 10, 2022 (Lightning 4 vs. Florida 1)
Last Florida Win: Feb. 28, 2023 (Lightning 1 vs. Florida 4)
Last Tie: Dec. 31, 2003 (Lightning 2 vs. Florida 2)
Last Lightning Overtime Win: Oct. 21, 2022 (Lightning 3 @ Florida 2, OT)
Last Florida Overtime Win: Jan. 26, 2017 (Lightning 1 @ Florida 2, OT)
Last Lightning Shootout Win: Oct. 6, 2018 (Lightning 2 vs. Florida 1, SO)
Last Florida Shootout Win: Nov. 14, 2015 (Lightning 4 vs. Florida 5, SO)
Last Lightning Shutout: Apr. 4, 2015 (Lightning 4 @ Florida 0)
Last Panthers Shutout: May 10, 2021 (Lightning 0 @ Florida 4)
Last Lightning Win at Home: Dec. 10, 2022 (Lightning 4 vs. Florida 1)
Last Panthers Win at Home: Feb. 6, 2023 (Lightning 1 @ Florida 7)
Last Lightning Win at Florida: Oct. 21, 2022 (Lightning 3 @ Florida 2, OT)
Last Panthers Win at Tampa Bay: Feb. 28, 2023 (Lightning 1 vs. Florida 4)
Most Goals by Lightning: 8, 2x, last: Apr. 24, 2022 (Lightning 8 @ Florida 4)
Most Goals by Panthers: 9, Dec. 30, 2021 (Lightning 3 @ Florida 9)
Most Goals by Both Teams: 13, Oct. 30, 2017 (Lightning 8 @ Florida 5)
Last Lightning Hat Trick: Steven Stamkos, Oct. 10, 2013 (Lightning 7 vs. Florida 2)
Last Panthers Hat Trick: Alex Wennberg, May 8, 2021 (Lightning 1 @ Florida 5)

2022-23 SEASON SUMMARY

WON: 2 LOST: 2 OT: 0

AT TAMPA BAY LIGHTNING

DATE	TEAM	OPPONENT	ATTEND	GOALTENDERS	W GOAL
Dec 10, '22	Lightning 4	Florida 1	19,092	Vasilevskiy vs. Bobrovsky	Brayden Point
Feb 28, '23	Lightning 1	Florida 4	19,092	Vasilevskiy vs. Bobrovsky	Anton Lundell

AT FLORIDA PANTHERS

DATE	TEAM	OPPONENT	ATTEND	GOALTENDERS	W GOAL
Oct 21, '22	Lightning 3	Florida 2	17,531	Vasilevskiy vs. Bobrovsky	Brayden Point*
Feb 6, '23	Lightning 1	Florida 7	15,882	Vasilevskiy vs. Bobrovsky	Sam Bennett

*-Overtime **-Shootout

ALL-TIME SERIES

SEASON	OVERALL								HOME								ROAD							
	GP	W	L	T	OTL	PTS	GF	GA	GP	W	L	T	OTL	PTS	GF	GA	GP	W	L	T	OTL	PTS	GF	GA
2022-23	4	2	2	-	0	4	9	14	2	1	1	-	0	2	5	5	2	1	1	-	0	2	4	9
2021-22	4	2	2	-	0	4	15	19	2	1	1	-	0	2	4	6	2	1	1	-	0	2	11	13
2020-21	8	3	5	-	-	6	24	27	4	2	2	-	0	4	15	16	4	1	3	-	0	2	9	15
2019-20	4	3	1	-	0	6	16	10	2	2	0	-	0	4	11	3	2	1	1	-	0	2	5	5
2018-19	4	4	0	-	0	8	19	10	2	2	0	-	0	4	9	4	2	2	0	-	0	4	10	6
2017-18	4	3	1	-	0	6	22	17	2	2	0	-	0	4	10	7	2	1	1	-	0	2	12	10
2016-17	4	2	1	-	1	5	8	10	2	2	0	-	-	4	6	5	2	0	1	-	1	1	2	5
2015-16	5	1	3	-	1	3	11	16	3	1	1	-	1	3	9	10	2	0	2	-	0	0	2	6
2014-15	4	3	1	-	0	6	14	9	2	2	0	-	0	4	7	5	2	1	1	-	0	2	7	4
2013-14	4	4	0	-	0	8	22	10	2	2	0	-	0	4	12	6	2	2	0	-	0	4	10	4
2012-13	5	3	2	-	1	7	21	17	3	1	2	-	1	3	12	10	2	2	0	-	0	4	9	7
2011-12	6	4	1	-	1	9	24	17	3	2	1	-	0	4	15	11	3	2	0	-	1	5	9	8
2010-11	6	2	1	-	3	7	14	20	3	1	0	-	2	4	9	9	3	1	1	-	1	3	5	11
2009-10	6	3	3	-	0	6	16	19	3	2	1	-	0	4	9	8	3	1	2	-	0	2	7	11
2008-09	6	3	2	-	1	7	20	22	3	1	1	-	1	3	12	12	3	2	1	-	0	4	8	10
2007-08	8	4	4	-	0	8	24	23	4	3	1	-	0	6	10	6	4	1	3	-	0	2	14	17
2006-07	8	3	4	-	1	7	25	33	4	2	2	-	0	4	11	15	4	1	2	-	1	3	14	18
2005-06	8	2	4	-	2	6	20	31	4	2	1	-	1	5	10	13	4	0	3	-	1	1	10	18
2004-05	DID NOT PLAY																							
2003-04	6	3	2	1	0	7	15	16	3	2	0	1	0	5	9	7	3	1	2	0	0	2	6	9
2002-03	5	3	0	2	0	8	18	10	2	1	0	1	0	3	4	2	3	2	0	1	0	5	14	8
2001-02	5	3	2	0	0	6	10	14	3	1	2	0	0	2	4	10	2	2	0	0	0	4	6	4
2000-01	5	3	0	0	2	8	13	11	2	2	0	0	0	4	6	4	3	1	0	0	2	4	7	7
1999-00	5	0	4	1	0	1	13	25	3	0	3	0	0	0	6	15	2	0	1	1	0	1	8	10
1998-99	5	0	5	0	-	0	5	17	2	0	2	0	-	0	2	5	3	0	3	0	-	0	3	12
1997-98	5	1	2	2	-	4	10	9	3	1	0	2	-	4	9	5	2	0	2	0	-	0	1	4
1996-97	5	1	2	2	-	4	10	12	2	1	0	1	-	3	5	3	3	0	2	1	-	1	5	9
1995-96	6	3	3	0	-	6	14	20	3	1	2	0	-	2	9	14	3	2	1	0	-	4	5	6
1994-95	4	1	3	0	-	2	7	14	2	1	1	0	-	2	4	6	2	0	2	0	-	0	3	8
1993-94	5	0	3	2	-	2	6	11	3	0	2	1	-	1	2	6	2	0	1	1	-	1	4	5
TOTALS	154	69	62	10	13	161	435	480	78	41	25	6	6	94	231	224	76	28	37	4	7	67	204	256

INDIVIDUAL SCORING

TAMPA BAY LIGHTNING

Player	GP	G	A	P	+/-	PIM
Brayden Point	4	4	1	5	-3	0
Nikita Kucherov	4	1	4	5	-4	2
Steven Stamkos	4	2	2	4	-3	2
Mikhail Sergachev	4	1	2	3	-2	4
Cal Foote	1	0	2	2	2	0
Pat Maroon	4	1	0	1	1	0
Corey Perry	4	0	1	1	-3	2
Alex Killorn	4	0	1	1	-1	0
Victor Hedman	4	0	1	1	-3	4
Vladislav Namestnikov	3	0	1	1	-2	0
Nicholas Paul	4	0	1	1	-1	0
Anthony Cirelli	3	0	1	1	-1	10
Brandon Hagel	4	0	1	1	0	6
Ian Cole	4	0	0	0	-3	4
Zach Bogosian	2	0	0	0	-2	0
Pierre-Edouard Bellemare	4	0	0	0	-2	0
Erik Cernak	4	0	0	0	-4	6
Philippe Myers	1	0	0	0	0	0
Ross Colton	4	0	0	0	-1	4
Tanner Jeannot	1	0	0	0	-1	0
Nick Perbix	4	0	0	0	-2	0
Cole Koepke	1	0	0	0	0	0

Power Play: 3-18 (16.7%)
Penalty Kill: 12-13 (92.3%)

GOALTENDING

TAMPA BAY LIGHTNING

PLAYER	GP	W	L	OT	SO	SA	SVS	SV%	GAA
Andrei Vasilevskiy	4	2	2	0	0	152	139	.914	3.27

LOS ANGELES KINGS



1111 S Figueroa Street
Los Angeles, California 90015
Phone: (310) 535-4500
Website: www.nhl.com/kings
Team Colors: Black, Silver, White
Inaugural Season: 1967-68
Arena: Staples Center (18,230)
Stanley Cup Titles: 2 (2012, 2014)
Television: Bally Sports West, KCOP-TV
Radio: LA Kings Audio Network (iHEART)

General Manager Rob Blake
Head Coach Todd McLellan
Assistant Coaches Trent Yawney, Jim Hiller
Media & Communications Managers Michael Altieri, Jeff Moeller, Rob Koch, Jon Gomez, Aaron Cooney

SERIES INFORMATION

Last Lightning Win: January 28, 2023 (Lightning 5 vs. Los Angeles 2)
Last Los Angeles Win: Oct. 25, 2022 (Lightning 2 @ Los Angeles 4)
Last Tie: Mar. 20, 2003 (Lightning 2 @ Los Angeles 2)
Last Lightning Overtime Win: Dec. 14, 2021 (Lightning 3 vs. Los Angeles 2, OT)
Last Los Angeles Overtime Win: Nov. 6, 2003 (Lightning 0 vs. Los Angeles 1, OT)
Last Lightning Shootout Win: Jan. 14, 2020 (Lightning 4 vs. Los Angeles 3, SO)
Last Los Angeles Shootout Win: Nov. 14, 2009 (Lightning 1 vs. Los Angeles 2, SO)
Last Lightning Shutout: Feb. 7, 2017 (Lightning 5 vs. Los Angeles 0)
Last Los Angeles Shutout: Nov. 4, 2010 (Lightning 0 @ Los Angeles 1)
Last Lightning Win at Home: January 28, 2023 (Lightning 5 vs. Los Angeles 2)
Last Los Angeles Win at Home: Oct. 25, 2022 (Lightning 2 @ Los Angeles 4)
Last Lightning Win at Los Angeles: January 18, 2022 (Lightning 6 @ Los Angeles 4)
Last Los Angeles Win at Tampa Bay: Feb. 7, 2015 (Lightning 2 vs. Los Angeles 4)
Most Goals by Lightning: 6, 3x, Last: Jan. 18, 2022 (Lightning 6 @ Los Angeles 4)
Most Goals by Los Angeles: 5, 4x, Last: Nov. 19, 2013 (Lightning 2 @ Los Angeles 5)
Most Goals by Both Teams: 10, Jan. 18, 2022 (Lightning 6 @ Los Angeles 4)
Last Lightning Hat Trick: None
Last Los Angeles Hat Trick: Luc Robitaille, Oct. 7, 1999 (Lightning 2 vs. Los Angeles 5)

2022-23 SEASON SUMMARY

WON: 1 LOST: 1 OT: 0

AT TAMPA BAY LIGHTNING

DATE	TEAM	OPPONENT	ATTEND	GOALTENDERS	W GOAL
Jan 28, '23	Lightning 5	Kings 2	19,092	Vasilevskiy vs. Quick	Corey Perry

AT LOS ANGELES KINGS

DATE	TEAM	OPPONENT	ATTEND	GOALTENDERS	W GOAL
Oct 25, '22	Lightning 2	Kings 4	16,480	Vasilevskiy vs. Quick	Blake Lizotte

ALL-TIME SERIES

SEASON	OVERALL								HOME								ROAD							
	GP	W	L	T	OTL	PTS	GF	GA	GP	W	L	T	OTL	PTS	GF	GA	GP	W	L	T	OTL	PTS	GF	GA
2022-23	2	1	1	-	0	2	7	6	1	1	0	-	0	2	5	2	1	0	1	-	0	0	2	4
2021-22	2	2	0	-	0	4	9	6	1	1	0	-	0	2	3	2	1	1	0	-	0	2	6	4
2020-21	-	-	-	-	-	-	-	-	-	-	-	-	-	-	-	-	-	-	-	-	-	-	-	
2019-20	2	2	0	-	0	4	8	5	1	1	0	-	0	2	4	3	1	1	0	-	0	2	4	2
2018-19	2	2	0	-	0	4	10	5	1	1	0	-	0	2	4	3	1	1	0	-	0	2	6	2
2017-18	2	2	0	-	0	4	9	5	1	1	0	-	0	2	4	3	1	1	0	-	0	2	5	2
2016-17	2	2	0	-	0	4	7	1	1	1	0	-	0	2	5	0	1	1	0	-	0	2	2	1
2015-16	2	1	1	-	0	2	2	4	1	1	0	-	0	2	1	1	1	0	1	-	0	0	1	3
2014-15	2	0	2	-	0	0	4	7	1	0	1	-	0	0	2	4	1	0	1	-	0	0	2	3
2013-14	2	1	1	-	0	2	7	6	1	1	0	-	0	2	5	1	1	0	1	-	0	0	2	5
2012-13	-	-	-	-	-	-	-	-	-	-	-	-	-	-	-	-	-	-	-	-	-	-	-	
2011-12	1	0	1	-	0	0	1	3	1	0	1	-	0	0	1	3	-	-	-	-	-	-	-	
2010-11	1	0	1	-	0	0	0	1	-	-	-	-	-	-	-	-	1	0	1	-	0	0	0	1
2009-10	1	0	0	-	1	1	1	1	1	0	0	-	1	1	1	1	-	-	-	-	-	-	-	
2008-09	1	1	0	-	0	2	3	1	-	-	-	-	-	-	-	-	1	1	0	-	0	2	3	1
2007-08	-	-	-	-	-	-	-	-	-	-	-	-	-	-	-	-	-	-	-	-	-	-	-	
2006-07	1	1	0	-	0	2	2	2	1	1	0	-	0	2	2	2	-	-	-	-	-	-	-	
2005-06	1	1	0	-	0	2	4	1	-	-	-	-	-	-	-	-	1	1	0	-	0	2	4	1
2004-05	DID NOT PLAY																							
2003-04	1	0	0	0	1	1	0	1	1	0	0	0	1	1	0	1	-	-	-	-	-	-	-	
2002-03	2	1	0	1	0	3	6	4	1	1	0	0	0	2	4	2	1	0	0	1	0	1	2	2
2001-02	2	2	0	0	0	4	4	0	1	1	0	0	0	2	3	0	1	1	0	0	0	2	1	0
2000-01	1	1	0	0	0	2	4	3	-	-	-	-	-	-	-	-	1	1	0	0	0	2	4	3
1999-00	2	0	1	1	0	1	5	8	1	0	1	0	0	0	2	5	1	0	0	1	0	1	3	3
1998-99	2	2	0	0	-	4	6	3	1	1	0	0	-	2	3	2	1	1	0	0	-	2	3	0
1997-98	2	0	2	0	-	0	3	8	1	0	1	0	-	0	1	3	1	0	1	0	-	0	2	5
1996-97	2	2	0	0	-	4	6	1	1	1	0	0	-	2	3	0	1	1	0	0	-	2	2	1
1995-96	2	2	0	0	-	4	7	1	1	1	0	0	-	2	2	0	1	1	0	0	-	2	5	1
1994-95	-	-	-	-	-	-	-	-	-	-	-	-	-	-	-	-	-	-	-	-	-	-	-	
1993-94	2	1	1	0	-	2	8	8	1	0	1	0	-	0	3	4	1	1	0	0	-	2	5	4
1992-93	3	2	1	0	-	4	11	10	1	0	1	0	-	0	2	5	2	2	0	0	-	4	9	5
TOTALS	154	69	62	10	13	161	435	480	78	41	25	6	6	94	231	224	76	28	37	4	7	67	204	256

INDIVIDUAL SCORING

TAMPA BAY LIGHTNING

Player	GP	G	A	P	+/-	PIM
Nikita Kucherov	2	1	2	3	2	4
Nick Perbix	2	0	3	3	2	0
Brayden Point	2	1	1	2	1	0
Corey Perry	2	1	0	1	2	0
Victor Hedman	2	1	0	1	-1	2
Pierre-Edouard Bellemare	2	1	0	1	2	0
Ross Colton	2	1	0	1	-1	0
Brandon Hagel	2	1	0	1	0	0
Pat Maroon	2	0	1	1	-1	0
Steven Stamkos	2	0	1	1	1	0
Vladislav Namestnikov	2	0	1	1	1	0
Mikhail Sergachev	2	0	1	1	3	2
Alex Killorn	2	0	0	0	0	0
Ian Cole	2	0	0	0	-1	4
Zach Bogosian	1	0	0	0	1	0
Nicholas Paul	2	0	0	0	1	0
Haydn Fleury	1	0	0	0	0	0
Erik Cernak	2	0	0	0	-1	12
Anthony Cirelli	1	0	0	0	0	0
Cal Foote	1	0	0	0	0	0

Power Play: 0-6 (0.0%)
Penalty Kill: 5-6 (83.3%)

GOALTENDING

TAMPA BAY LIGHTNING

PLAYER	GP	W	L	OT	SO	SA	SVS	SV%	GAA
Andrei Vasilevskiy	2	1	1	0	0	61	55	.902	3.06

MINNESOTA WILD



199 W Kellogg Blvd.
St. Paul, Minnesota 55102
Phone: (651) 602-6000
Website: www.nhl.com/wild
Team Colors: Red, Green, Gold, Beige, White
Inaugural Season: 2000-01
Arena: Xcel Energy Center (17,954)
Stanley Cup Titles: None
Television: Bally Sports North
Radio: KFAN-FM 100.3

General Manager Bill Guerin
Head Coach Dean Evason
Assistant Coaches Bob Woods,
Darby Hendrickson
Jason King
Media & Communications Managers Aaron Sickman,
Jackson Riebel,
Dylan Daniel

SERIES INFORMATION

Last Lightning Win: Jan. 24, 2023 (Lightning 4 vs. Minnesota 2)
Last Minnesota Win: Jan. 4, 2023 (Lightning 1 @ Minnesota 5)
Last Tie: Mar. 17, 2003 (Lightning 3 vs. Minnesota 3)
Last Lightning Overtime Win: None
Last Minnesota Overtime Win: Oct. 20, 2018 (Lightning 4 @ Minnesota 5, OT)
Last Lightning Shootout Win: Nov. 21, 2021 (Lightning 5 vs. Minnesota 4, SO)
Last Minnesota Shootout Win: Feb. 10, 2017 (Lightning 1 @ Minnesota 2, SO)
Last Lightning Shutout: Dec. 23, 2017 (Lightning 3 vs. Minnesota 0)
Last Minnesota Shutout: March 7, 2019 (Lightning 0 vs. Minnesota 3)
Last Lightning Win at Home: Jan. 24, 2023 (Lightning 4 vs. Minnesota 2)
Last Minnesota Win at Home: Jan. 4, 2023 (Lightning 1 @ Minnesota 5)
Last Lightning Win at Minnesota: Apr. 2, 2011 (Lightning 3 @ Minnesota 1)
Last Minnesota Win at Tampa Bay: Dec. 5, 2019 (Lightning 4 vs. Minnesota 5)
Most Goals by Lightning: 5, Oct. 18, 2000 (Lightning 5 @ Minnesota 6)
Most Goals by Minnesota: 7, Oct. 25, 2014 (Lightning 2 @ Minnesota 7)
Most Goals by Both Teams: 11, Oct. 18, 2000 (Lightning 5 @ Minnesota 6)
Last Lightning Hat Trick: None
Last Minnesota Hat Trick: Jason Zucker, Mar. 7, 2019 (Lightning 0 vs. Minnesota 3)

2022-23 SEASON SUMMARY

WON: 1 LOST: 1 OT: 0

AT TAMPA BAY LIGHTNING

DATE	TEAM	OPPONENT	ATTEND	GOALTENDERS	W GOAL
Jan 24, '23	Lightning 4	Wild 2	19,092	Vasilevskiy vs. Fleury	Steven Stamkos

AT MINNESOTA WILD

DATE	TEAM	OPPONENT	ATTEND	GOALTENDERS	W GOAL
Jan 4, '23	Lightning 1	Wild 5	18,427	Elliott vs. Gustavsson/Fleury	Kirill Kaprizov

ALL-TIME SERIES

SEASON	OVERALL								HOME								ROAD							
	GP	W	L	T	OTL	PTS	GF	GA	GP	W	L	T	OTL	PTS	GF	GA	GP	W	L	T	OTL	PTS	GF	GA
2022-23	2	1	1	-	0	2	5	7	1	1	0	--	0	2	4	2	1	0	1	-	0	0	1	5
2021-22	2	1	1	-	0	2	6	8	1	1	0	-	-	2	4	4	1	0	1	-	0	0	2	4
2020-21	-	-	-	-	-	-	-	-	-	-	-	-	-	-	-	-	-	-	-	-	-	-	-	-
2019-20	2	0	2	-	0	0	6	8	1	0	1	-	0	0	4	5	1	0	1	-	0	0	2	3
2018-19	2	0	1	-	1	1	4	8	1	0	1	-	0	0	0	3	1	0	0	-	1	1	4	5
2017-18	2	1	1	-	0	2	5	5	1	1	0	-	0	2	3	0	1	0	1	-	0	0	2	5
2016-17	2	1	0	-	1	3	5	2	1	1	0	-	0	2	4	1	1	0	0	-	1	1	1	1
2015-16	2	1	1	-	0	2	2	3	1	1	0	-	0	2	2	2	1	0	1	-	0	0	0	1
2014-15	2	1	1	-	0	2	4	8	1	1	0	-	0	2	2	1	1	0	1	-	0	0	2	7
2013-14	2	1	1	-	0	2	4	3	1	1	0	-	0	2	3	1	1	0	1	-	0	0	1	2
2012-13	-	-	-	-	-	-	-	-	-	-	-	-	-	-	-	-	-	-	-	-	-	-	-	-
2011-12	1	0	1	-	0	0	1	3	-	-	-	-	-	-	-	-	1	0	1	-	0	0	1	3
2010-11	2	1	1	-	0	2	4	5	1	0	1	-	0	0	1	4	1	1	0	-	0	2	3	1
2009-10	1	1	0	-	0	2	3	3	1	1	0	-	0	2	3	3	-	-	-	-	-	-	-	-
2008-09	2	0	1	-	1	1	2	4	1	0	0	-	1	1	0	0	1	0	1	-	0	0	2	4
2007-08	1	0	1	-	0	0	2	3	1	0	1	-	0	0	2	3	-	-	-	-	-	-	-	-
2006-07	1	1	0	-	0	2	3	2	-	-	-	-	-	-	-	-	1	1	0	-	0	2	3	2
2005-06	-	-	-	-	-	-	-	-	-	-	-	-	-	-	-	-	-	-	-	-	-	-	-	-
2004-05									DID NOT PLAY															
2003-04	1	1	0	0	0	2	3	2	1	1	0	0	0	2	3	2	-	-	-	-	-	-	-	-
2002-03	2	0	1	1	0	1	6	8	1	0	0	1	0	1	3	3	1	0	1	0	0	0	3	5
2001-02	1	0	1	0	0	0	0	2	0	0	0	0	0	0	0	0	1	0	1	0	0	0	0	2
2000-01	2	0	2	0	0	0	7	10	1	0	1	0	0	0	2	4	1	0	1	0	0	0	5	6
TOTALS	32	11	17	1	3	26	72	94	16	9	5	1	1	20	40	38	16	2	12	0	2	6	32	56

INDIVIDUAL SCORING

TAMPA BAY LIGHTNING

Player	GP	G	A	P	+/-	PIM
Player	GP	G	A	P	+/-	PIM
Nikita Kucherov	2	1	2	3	2	0
Corey Perry	2	2	0	2	-1	0
Mikhail Sergachev	2	0	2	2	-1	2
Ross Colton	2	0	2	2	-2	0
Brandon Hagel	2	0	2	2	-2	12
Steven Stamkos	2	1	0	1	1	4
Brayden Point	2	1	0	1	2	0
Alex Killorn	2	0	1	1	-1	2
Ian Cole	2	0	0	0	0	0
Pat Maroon	2	0	0	0	-2	0
Zach Bogosian	1	0	0	0	0	0
Victor Hedman	2	0	0	0	1	2
Vladislav Namestnikov	1	0	0	0	0	0
Nicholas Paul	2	0	0	0	-2	5
Pierre-Edouard Bellemare	2	0	0	0	-1	0
Haydn Fleury	1	0	0	0	-1	0
Erik Cernak	2	0	0	0	-1	0
Anthony Cirelli	2	0	0	0	-2	4
Cal Foote	1	0	0	0	0	0
Nick Perbix	2	0	0	0	-1	0


Power Play: 2-9 (22.2%)
Penalty Kill: 5-7 (71.4%)

GOALTENDING

TAMPA BAY LIGHTNING

PLAYER	GP	W	L	OT	SO	SA	SVS	SV%	GAA
Andrei Vasilevskiy	1	1	0	0	0	35	33	.943	2.01
Brian Elliott	1	0	1	0	0	32	28	.875	4.08

MONTREAL CANADIENS



1909 Avenue des Canadiens-de-Montréal
Montréal, Québec, Canada H3B 5E8
Phone: (514) 932-2582
Website: www.nhl.com/canadiens
Team Colors: Red, White, Blue
Inaugural Season: 1917-18
Arena: Bell Centre (21,302)
Stanley Cup Titles: 23 (1924, 1930, 1931, 1944, 1946, 1953, 1956, 1957, 1958, 1959, 1960, 1965, 1966, 1968, 1969, 1971, 1973, 1976, 1977, 1978, 1979, 1986, 1993)
Television: TSN (English), RDS (French), TVAS (French)
Radio: TSN 690 AM (English), CHMP-FM 98.5 (French)

General Manager: Kent Hughes
Head Coach: Martin St. Louis
Associate/Assistant Coaches: Alex Burrows, Trevor Letowski, Stephane Robidas
Media & Communications Managers: Chantal Machabée, Charles Saindon-Courtois

2022-23 SEASON SUMMARY

WON: 3 LOST: 1 OT: 0

AT TAMPA BAY LIGHTNING

DATE	TEAM	OPPONENT	ATTEND	GOALTENDERS	W GOAL
Dec 28, '22	Lightning 4	Montreal 1	19,092	Vasilevskiy vs. Allen	Brayden Point
Mar 18, '23	Lightning 5	Montreal 3	19,092	Elliott vs. Allen	Brandon Hagel

AT MONTREAL CANADIENS

DATE	TEAM	OPPONENT	ATTEND	GOALTENDERS	W GOAL
Dec 17, '22	Lightning 5	Montreal 1	21,105	Vasilevskiy vs. Allen	Nick Paul
Mar 21, '23	Lightning 2	Montreal 3	21,105	Vasilevskiy vs. Montembeault	Mike Matheson

SERIES INFORMATION

Last Lightning Win: Mar. 18, 2023 (Lightning 5 vs. Montreal 3)
Last Montreal Win: Mar. 21, 2023 (Lightning 2 @ Montreal 3)
Last Tie: Jan. 22, 2003 (Lightning 2 vs. Montreal 2)
Last Lightning Overtime Win: Dec. 28, 2021 (Lightning 5 vs. Montreal 4, OT)
Last Montreal Overtime Win: April 1, 2017 (Lightning 1 vs. Montreal 2, OT)
Last Lightning Shootout Win: March 10, 2018 (Lightning 3 vs. Montreal 2, SO)
Last Montreal Shootout Win: April 2, 2022 (Lightning 4 vs. Montreal 5, SO)
Last Lightning Shutout: March 5, 2020 (Lightning 4 vs. Montreal 0)
Last Montreal Shutout: March 31, 2016 (Lightning 0 vs. Montreal 3)
Last Lightning Win at Home: Mar. 18, 2023 (Lightning 5 vs. Montreal 3)
Last Montreal Win at Home: Mar. 21, 2023 (Lightning 2 @ Montreal 3)
Last Lightning Win at Montreal: Dec. 17, 2022 (Lightning 5 @ Montreal 1)
Last Montreal Win at Tampa Bay: April 2, 2022 (Montreal 5 @ Lightning 4, SO)
Most Goals by Lightning: 7, Oct. 13, 2014 (Lightning 7 vs. Montreal 1)
Most Goals by Montreal: 8, Mar. 28, 1998 (Lightning 2 @ Montreal 8)
Most Goals by Both Teams: 11, Dec. 29, 2018 (Lightning 6 vs. Montreal 5)
Last Lightning Hat Trick: Brandon Hagel, Mar. 18, 2023 (Lightning 5 vs. Montreal 3)
Last Montreal Hat Trick: Vincent Damphousse, Mar. 28, 1998 (Lightning 2 @ Montreal 8)

ALL-TIME SERIES

OVERALL										HOME										ROAD									
SEASON	GP	W	L	T	OTL	PTS	GF	GA		GP	W	L	T	OTL	PTS	GF	GA		GP	W	L	T	OTL	PTS	GF	GA			
2022-23	4	3	1	-	0	6	16	8		2	2	0	-	0	4	9	4		2	1	1	-	0	2	7	4			
2021-22	3	2	0	-	1	5	12	11		2	1	0	-	1	3	9	9		1	1	0	-	0	2	3	2			
2020-21	-	-	-	-	-	-	-	-		-	-	-	-	-	-	-	-		-	-	-	-	-	-	-	-			
2019-20	4	4	0	-	0	8	14	6		2	2	0	-	0	4	9	4		2	2	0	-	0	4	5	2			
2018-19	4	3	1	-	0	6	15	10		2	2	0	-	0	4	9	5		2	1	1	-	0	2	6	5			
2017-18	4	3	0	-	1	7	9	7		2	2	0	-	0	4	5	3		2	1	0	-	1	3	4	4			
2016-17	4	2	1	-	1	5	10	10		2	1	0	-	1	3	5	5		2	1	1	-	0	2	5	5			
2015-16	4	0	3	-	1	1	7	15		2	0	1	-	1	1	3	4		2	0	2	-	0	0	4	9			
2014-15	5	5	0	-	0	10	21	8		2	2	0	-	0	4	11	3		3	3	0	-	0	6	10	5			
2013-14	4	3	0	-	1	7	7	4		2	1	0	-	1	3	4	2		2	2	0	-	0	4	3	2			
2012-13	3	0	2	-	1	1	8	10		2	0	1	-	1	1	6	7		1	0	1	-	0	0	2	3			
2011-12	4	2	2	-	0	4	9	12		2	2	0	-	0	4	6	4		2	0	2	-	0	0	3	8			
2010-11	4	2	1	-	1	5	12	10		2	1	1	-	0	2	6	5		2	1	0	-	1	3	6	6			
2009-10	4	2	1	-	1	5	10	8		2	1	0	-	1	3	4	2		2	1	1	-	0	2	6	6			
2008-09	4	2	0	-	2	6	11	8		2	1	0	-	1	3	6	4		2	1	0	-	1	3	5	4			
2007-08	4	2	2	-	0	4	10	15		2	1	1	-	0	2	5	7		2	1	1	-	0	2	5	8			
2006-07	4	1	3	-	0	2	8	13		2	1	1	-	0	2	4	4		2	0	2	-	0	0	4	9			
2005-06	4	1	3	-	0	2	9	14		2	0	2	-	0	0	5	10		2	1	1	-	0	2	4	4			
2004-05	DID NOT PLAY																												
2003-04	4	2	2	0	0	4	13	12		2	1	1	0	0	2	7	8		2	1	1	0	0	2	6	4			
2002-03	4	3	0	1	0	7	9	6		2	1	0	1	0	3	4	3		2	2	0	0	0	4	5	3			
2001-02	4	1	2	1	0	3	9	13		2	0	1	1	0	1	4	8		2	1	1	0	0	2	5	5			
2000-01	4	2	2	0	0	4	7	10		2	1	1	0	0	2	5	7		2	1	1	0	0	2	2	3			
1999-00	4	1	2	0	1	3	7	13		2	0	1	0	1	1	2	5		2	1	1	0	0	2	5	8			
1998-99	4	1	2	1	-	3	10	9		2	0	1	1	-	1	3	4		2	1	1	0	-	2	7	5			
1997-98	4	0	4	0	-	0	7	20		2	0	2	0	-	0	4	8		2	0	2	0	-	0	3	12			
1996-97	4	1	2	1	-	3	11	14		2	0	1	1	-	1	5	8		2	1	1	0	-	2	6	6			
1995-96	4	3	0	1	-	7	13	6		2	2	0	0	-	4	6	2		2	1	0	1	-	3	7	4			
1994-95	3	2	1	0	-	4	8	6		2	2	0	0	-	4	7	3		1	0	1	0	-	0	1	3			
1993-94	4	2	1	1	-	5	8	6		2	1	0	1	-	3	5	4		2	1	1	0	-	2	3	2			
1992-93	2	1	1	0	-	2	6	5		1	1	0	0	-	2	3	1		1	0	1	0	-	0	3	4			
TOTALS	112	56	39	6	11	129	296	288		57	29	15	5	8	71	161	144		55	27	24	1	3	58	135	144			

INDIVIDUAL SCORING

TAMPA BAY LIGHTNING

Player	GP	G	A	P	+/-	PIM
Brandon Hagel	4	6	1	7	3	4
Nikita Kucherov	4	1	4	5	2	0
Brayden Point	4	3	1	4	2	0
Steven Stamkos	4	1	3	4	1	0
Victor Hedman	4	1	3	4	3	2
Mikhail Sergachev	3	0	4	4	-1	4
Alex Killorn	4	1	1	2	1	2
Nicholas Paul	4	1	1	2	1	2
Corey Perry	4	0	2	2	1	5
Zach Bogosian	2	0	2	2	4	0
Pat Maroon	3	1	0	1	2	7
Anthony Cirelli	4	1	0	1	0	0
Ian Cole	4	0	1	1	2	2
Erik Cernak	4	0	1	1	0	2
Ross Colton	4	0	1	1	0	0
Nick Perbix	3	0	1	1	1	4
Vladislav Namestnikov	2	0	0	0	0	0
Pierre-Edouard Bellemare	3	0	0	0	0	0
Haydn Fleury	1	0	0	0	0	0
Darren Raddysh	2	0	0	0	-2	0
Michael Eyssimont	2	0	0	0	0	0
Tanner Jeannot	2	0	0	0	-1	0
Cal Foote	1	0	0	0	1	4

Power Play: 5/11 (45.5%)
Penalty Kill: 11/12 (91.7%)

GOALTENDING

TAMPA BAY LIGHTNING

PLAYER	GP	W	L	OT	SO	SA	SVS	SV%	GAA
Andrei Vasilevskiy	3	2	1	0	0	69	64	0.928	1.67
Brian Elliott	1	1	0	0	0	21	18	0.857	3.00

NASHVILLE PREDATORS



501 Broadway
Nashville, Tennessee 37203
Phone: (615) 770-2000
Website: www.nhl.com/predators
Team Colors: Gold, Navy, White
Inaugural Season: 1998-99
Arena: Bridgestone Arena (17159)
Stanley Cup Titles: None
Television: Bally Sports South
Radio: WPRT-FM 102.5

General Manager Barry Trotz
Head Coach Andrew Brunette
Assistant Coaches Todd Richards, Dan Hinote, Derek MacKenzie
Media & Communications Managers Kevin Wilson, Nick Barnowski, Katie Cafiero

SERIES INFORMATION

Last Lightning Win: Dec. 8, 2022 (Lightning 5 vs. Nashville 2)
Last Nashville Win: April 13, 2021 (Lightning 2 @ Nashville 7)
Last Tie: Dec. 21, 2002 (Lightning 2 vs. Nashville 2)
Last Lightning Overtime Win: Nov. 19, 2022 (Lightning 3 @ Nashville 2, OT)
Last Nashville Overtime Win: Oct. 26, 2019 (Lightning 2 vs. Nashville 3, OT)
Last Lightning Shootout Win: None
Last Nashville Shootout Win: Oct. 20, 2015 (Lightning 4 @ Nashville 5, SO)
Last Lightning Shutout: April 10, 2021 (Lightning 3 @ Nashville 0, SO)
Last Nashville Shutout: March 24, 1999 (Lightning 0 vs. Nashville 3)
Last Lightning Win at Home: Dec. 8, 2022 (Lightning 5 vs. Nashville 2)
Last Nashville Win at Home: April 13, 2021 (Lightning 2 @ Nashville 7)
Last Lightning Win at Nashville: Nov. 19, 2022 (Lightning 3 @ Nashville 2, OT)
Last Nashville Win at Tampa Bay: March 15, 2021 (Lightning 1 vs. Nashville 4)
Most Goals by Lightning: 6, 3x, Last: April 23, 2022 (Lightning 6 vs. Nashville 2)
Most Goals by Nashville: 7, 2x, Last: April 13, 2021 (Lightning 2 @ Nashville 7)
Most Goals by Both Teams: 11, Dec. 15, 2009 (Lightning 4 @ Nashville 7)
Last Lightning Hat Trick: None
Last Nashville Hat Trick: Colton Sissons, Jan. 5, 2017 (Lightning 1 vs. Nashville 6)

2022-23 SEASON SUMMARY

WON: 2 LOST: 0 OT: 0

AT TAMPA BAY LIGHTNING

DATE	TEAM	OPPONENT	ATTEND	GOALTENDERS	W GOAL
Dec 8, '22	Lightning 5	Predators 2	19,092	Elliott vs. Saros	Brayden Point

AT NASHVILLE PREDATORS

DATE	TEAM	OPPONENT	ATTEND	GOALTENDERS	W GOAL
Nov 19, 23	Lightning 3	Predators 2	17,444	Vasilevskiy vs. Saros	Steven Stamkos*

*-Overtime **-Shootout

ALL-TIME SERIES

SEASON	OVERALL								HOME								ROAD							
	GP	W	L	T	OTL	PTS	GF	GA	GP	W	L	T	OTL	PTS	GF	GA	GP	W	L	T	OTL	PTS	GF	GA
2022-23	2	2	0	-	0	4	8	4	1	1	0	-	0	2	5	2	1	1	0	--	0	2	3	2
2021-22	2	2	0	-	0	4	9	4	1	1	0	-	0	2	6	2	1	1	0	-	0	2	3	2
2020-21	8	6	2	-	0	12	31	21	4	3	1	-	0	6	16	12	4	3	1	-	0	6	15	9
2019-20	2	1	0	-	1	3	5	5	1	0	0	-	1	1	2	3	1	1	0	-	0	2	3	2
2018-19	2	0	2	-	0	0	3	7	1	0	1	-	0	0	1	4	1	0	1	-	0	0	2	3
2017-18	2	1	1	-	0	2	5	7	1	0	1	-	0	0	1	4	1	1	0	-	0	2	4	3
2016-17	2	0	2	-	0	0	2	9	1	0	1	-	0	0	1	6	1	0	1	-	0	0	1	3
2015-16	2	1	0	-	1	3	8	7	1	1	0	-	0	2	4	3	1	0	0	-	1	1	4	5
2014-15	2	0	1	-	1	1	4	6	1	0	1	-	0	0	2	3	1	0	0	-	1	1	2	3
2013-14	2	1	1	-	0	2	6	5	1	1	0	-	0	2	4	2	1	0	1	-	0	0	2	3
2012-13	-	-	-	-	-	-	-	-	-	-	-	-	-	-	-	-	-	-	-	-	-	-	-	-
2011-12	1	0	1	-	0	0	3	5	-	-	-	-	-	-	-	-	1	0	1	-	0	0	3	5
2010-11	1	0	1	-	0	0	3	4	1	0	1	-	0	0	3	4	-	-	-	-	-	-	-	-
2009-10	1	0	1	-	0	0	4	7	-	-	-	-	-	-	-	-	1	0	1	-	0	0	4	7
2008-09	1	1	0	-	0	2	4	1	1	1	0	-	0	2	4	1	-	-	-	-	-	-	-	-
2007-08	1	1	0	-	0	2	2	1	-	-	-	-	-	-	-	-	1	1	0	-	0	2	2	1
2006-07	0	-	-	-	-	-	-	-	-	-	-	-	-	-	-	-	-	-	-	-	-	-	-	-
2005-06	1	1	0	-	0	2	4	3	1	1	0	-	0	2	4	3	-	-	-	-	-	-	-	-
2004-05	DID NOT PLAY																							
2003-04	1	1	0	0	0	2	5	2	-	-	-	-	-	-	-	-	1	1	0	0	0	2	5	2
2002-03	2	0	1	1	0	1	4	5	1	0	0	1	0	1	2	2	1	0	1	0	0	0	2	3
2001-02	2	2	0	0	0	4	6	1	1	1	0	0	0	2	5	1	1	1	0	0	0	2	1	0
2000-01	1	0	1	0	0	0	2	3	-	-	-	-	-	-	-	-	1	0	1	0	0	0	2	3
1999-00	2	1	0	1	0	3	7	6	1	0	0	1	0	1	4	4	1	1	0	0	0	2	3	2
1998-99	2	1	1	0	-	2	3	5	1	0	1	0	-	0	0	3	1	1	0	0	-	2	3	2
TOTALS	42	22	15	2	3	49	128	118	20	10	7	2	1	23	64	59	22	12	8	0	2	26	64	59

INDIVIDUAL SCORING

TAMPA BAY LIGHTNING

Player	GP	G	A	P	+/-	PIM
Brayden Point	2	2	2	4	1	0
Nikita Kucherov	2	1	3	4	1	0
Steven Stamkos	2	1	2	3	-1	2
Ian Cole	2	0	2	2	3	2
Mikhail Sergachev	2	0	2	2	-1	0
Corey Perry	2	1	0	1	-1	0
Alex Killorn	2	1	0	1	1	0
Nicholas Paul	2	1	0	1	1	2
Brandon Hagel	2	1	0	1	1	0
Victor Hedman	2	0	1	1	1	4
Erik Cernak	2	0	1	1	2	0
Anthony Cirelli	1	0	1	1	1	0
Pat Maroon	2	0	0	0	0	4
Zach Bogosian	1	0	0	0	0	2
Vladislav Namestnikov	2	0	0	0	0	0
Pierre-Edouard Bellemare	2	0	0	0	0	0
Haydn Fleury	1	0	0	0	0	0
Rudolfs Balcers	1	0	0	0	0	0
Ross Colton	2	0	0	0	0	0
Cal Foote	1	0	0	0	0	5
Nick Perbix	1	0	0	0	0	0

Power Play: 3/7 (42.9%)
Penalty Kill: 7/8 (85.7%)

GOALTENDING

TAMPA BAY LIGHTNING

PLAYER	GP	W	L	OT	SO	SA	SVS	SV%	GAA
Andrei Vasilevskiy	1	1	0	0	0	36	34	0.944	2.00
Brian Elliott	1	1	0	0	0	32	30	0.938	1.92

NEW JERSEY DEVILS



25 Lafayette Street
Newark, New Jersey 07102
Phone: (973) 757-6100
Website: www.nhl.com/devils
Team Colors: Red, Black, White
Inaugural Season: 1974-75 (Relocated from Colorado in 1982 via Kansas City in 1976)
Arena: Prudential Center (16,514)
Stanley Cup Titles: 3 (1995, 2000, 2003)
Television: MSG Plus, MSG 2, MSG
Radio: WFAN-AM 660, Devils Hockey Network

General Manager Tom Fitzgerald
Head Coach Lindy Ruff
Associate Coach Travis Green
Assistant Coaches Chris Taylor, Ryan McGill, Sergei Brylin
Media & Communications Managers Peter Albietz, Nick Blackman

2022-23 SEASON SUMMARY

WON: 2 LOST: 1 OT: 1

AT TAMPA BAY LIGHTNING

DATE	TEAM	OPPONENT	ATTEND	GOALTENDERS	W GOAL
Mar 19, '23	Lightning 2	Devils 5	19,092	Vasilevskiy vs. Vanecek	Nico Hischier

AT NEW JERSEY DEVILS

DATE	TEAM	OPPONENT	ATTEND	GOALTENDERS	W GOAL
Mar 14, '23	Lightning 4	Devils 1	15,622	Vasilevskiy vs. Vanecek	Brandon Hagel
Mar 16, '23	Lightning 4	Devils 3	16,094	Vasilevskiy vs. Schmid	Alex Killorn**

*-Overtime **-Shootout

SERIES INFORMATION

Last Lightning Win: March 16, 2023 (Lightning 4 @ New Jersey 3, SO)
Last New Jersey Win: March 19, 2023 (Lightning 2 vs. New Jersey 5)
Last Tie: March 27, 2003 (Lightning 2 vs. New Jersey 2)
Last Lightning Overtime Win: Oct. 30, 2019 (Lightning 7 @ New Jersey 6, OT)
Last New Jersey Overtime Win: April 3, 2009 (Lightning 4 @ New Jersey 5, OT)
Last Lightning Shootout Win: March 16, 2023 (Lightning 4 @ New Jersey 3, SO)
Last New Jersey Shootout Win: Oct. 17, 2017 (Lightning 4 @ New Jersey 5, SO)
Last Lightning Shutout: Feb. 26, 2016 (Lightning 4 @ New Jersey 0)
Last New Jersey Shutout: Dec. 14, 2013 (Lightning 0 @ New Jersey 3)
Last Lightning Win at Home: Jan. 27, 2022 (Lightning 3 vs. New Jersey 2)
Last New Jersey Win at Home: Jan. 12, 2020 (Lightning 1 @ New Jersey 3)
Last Lightning Win at New Jersey: March 16, 2023 (Lightning 4 @ New Jersey 3, SO)
Last New Jersey Win at Tampa Bay: March 19, 2023 (Lightning 2 vs. New Jersey 5)
Most Goals by Lightning: 8, Oct. 30, 2018 (Lightning 8 vs. New Jersey 3)
Most Goals by New Jersey: 9, March 23, 1993 (Lightning 3 @ New Jersey 9)
Most Goals by Both Teams: 13, Oct. 30, 2019 (Lightning 7 @ New Jersey 6)
Last Lightning Hat Trick: Ryan Malone, Mar. 29, 2012 (Lightning 4 @ New Jersey 6)
Last New Jersey Hat Trick: Jesper Bratt, March 19, 2023 (Lightning 7 @ New Jersey 6)

ALL-TIME SERIES

SEASON	OVERALL								HOME								ROAD							
	GP	W	L	T	OTL	PTS	GF	GA	GP	W	L	T	OTL	PTS	GF	GA	GP	W	L	T	OTL	PTS	GF	GA
2022-23	3	2	1	-	0	4	9	9	1	0	1	-	0	0	2	5	2	2	0	--	0	4	7	4
2021-22	3	2	1	-	0	4	12	10	2	1	1	-	0	2	6	7	1	1	0	-	0	2	6	3
2020-21	-	-	-	-	-	-	-	-	-	-	-	-	-	-	-	-	-	-	-	-	-	-	-	-
2019-20	2	1	1	-	0	2	8	9	0	0	0	-	0	0	0	0	2	1	1	-	0	2	8	9
2018-19	3	3	0	-	0	6	18	6	2	2	0	-	0	4	13	5	1	1	0	-	0	2	5	1
2017-18	3	0	2	-	1	1	8	10	1	0	1	-	0	0	3	4	2	0	1	-	1	1	5	6
2016-17	3	2	1	-	0	4	8	6	2	2	0	-	0	4	7	3	1	0	1	-	0	0	1	3
2015-16	3	3	0	-	0	6	11	3	1	1	0	-	0	2	3	1	2	2	0	-	0	4	8	2
2014-15	3	1	1	-	1	3	7	7	2	1	1	-	0	2	5	5	1	0	0	-	1	1	2	2
2013-14	3	1	2	-	0	2	4	5	1	1	0	-	0	2	3	0	2	0	2	-	0	0	1	5
2012-13	3	2	1	-	0	4	11	10	1	1	0	-	0	2	4	4	2	1	1	-	0	2	7	6
2011-12	4	1	3	-	0	2	14	18	2	0	2	-	0	0	6	9	2	1	1	-	0	2	8	9
2010-11	4	1	3	-	0	2	8	14	2	1	1	-	0	2	4	6	2	0	2	-	0	0	4	8
2009-10	4	1	1	-	2	4	10	9	2	0	0	-	2	2	4	4	2	1	1	-	0	2	6	5
2008-09	4	0	1	-	3	3	12	17	2	0	1	-	1	1	5	9	2	0	0	-	2	2	7	8
2007-08	4	1	2	-	1	3	7	12	2	1	1	-	0	2	5	4	2	0	1	-	1	1	2	8
2006-07	4	3	1	-	0	6	9	6	2	1	1	-	0	2	3	3	2	2	0	-	0	4	6	3
2005-06	4	2	2	-	0	4	13	18	2	1	1	-	0	2	3	8	2	1	1	-	0	2	10	10
2004-05	DID NOT PLAY																							
2003-04	4	4	0	0	0	8	12	6	2	2	0	0	0	4	5	3	2	2	0	0	0	4	7	3
2002-03	4	1	1	2	0	4	9	11	2	0	0	2	0	2	5	5	2	1	1	0	0	2	4	6
2001-02	4	3	0	1	0	7	11	7	2	2	0	0	0	4	5	2	2	1	0	1	0	3	6	5
2000-01	4	0	4	0	0	0	4	25	2	0	2	0	0	0	2	12	2	0	2	0	0	0	2	13
1999-00	4	1	3	0	0	2	9	12	2	0	2	0	0	0	6	10	2	1	1	0	0	2	3	2
1998-99	4	1	3	0	-	2	7	14	2	1	1	0	-	2	5	4	2	0	2	0	-	0	2	10
1997-98	5	0	5	0	-	0	7	21	2	0	2	0	-	0	4	8	3	0	3	0	-	0	3	13
1996-97	6	1	4	1	-	3	10	18	3	1	1	1	-	3	6	7	3	0	3	0	-	0	4	11
1995-96	5	1	3	1	-	3	10	19	3	1	1	1	-	3	9	9	2	0	2	0	-	0	1	10
1994-95	4	2	1	1	-	5	8	7	2	1	1	0	-	2	5	5	2	1	0	1	-	3	3	2
1993-94	5	0	4	1	-	1	13	17	2	0	1	1	-	1	7	8	3	0	3	0	-	0	6	9
1992-93	2	0	2	0	-	0	3	11	1	0	1	0	-	0	0	2	1	0	1	0	-	0	3	9
TOTALS	108	40	53	7	8	95	272	337	52	21	23	5	3	50	135	152	56	19	30	2	5	45	137	185

INDIVIDUAL SCORING

TAMPA BAY LIGHTNING

Player	GP	G	A	P	+/-	PIM
Steven Stamkos	2	2	2	4	-1	2
Nikita Kucherov	3	2	1	3	3	0
Brandon Hagel	3	1	2	3	4	2
Erik Cernak	3	0	3	3	2	2
Mikhail Sergachev	3	0	3	3	1	0
Alex Killorn	3	2	0	2	-2	0
Anthony Cirelli	3	1	1	2	1	0
Ross Colton	3	1	0	1	-3	0
Ian Cole	3	0	1	1	-2	2
Pierre-Edouard Bellemare	3	0	1	1	-2	0
Brayden Point	3	0	1	1	3	0
Corey Perry	2	0	0	0	-1	0
Pat Maroon	3	0	0	0	-2	2
Zach Bogosian	1	0	0	0	-3	0
Victor Hedman	3	0	0	0	0	2
Nicholas Paul	3	0	0	0	-1	2
Darren Raddysh	3	0	0	0	1	0
Michael Eyssimont	2	0	0	0	0	0
Tanner Jeannot	3	0	0	0	-1	0
Nick Perbix	2	0	0	0	1	0

Power Play: 1/9 (11.1%)
Penalty Kill: 6/7 (85.7%)

GOALTENDING

TAMPA BAY LIGHTNING

PLAYER	GP	W	L	OT	SO	SA	SVS	SV%	GAA
Andrei Vasilevskiy	3	2	1	0	0	96	88	0.917	2.61

NEW YORK ISLANDERS



2400 Hempstead Turnpike
Elmont, New York 11003
Phone: (516) 441-0070
Website: www.nhl.com/islanders
Team Colors: Royal Blue, Orange, White
Inaugural Season: 1972-73
Arena: UBS Arena (17,255)
Stanley Cup Titles: 4 (1980, 1981, 1982, 1983)
Television: MSG Network, MSG Plus
Radio: WRHU-FM 88.7 FM,
WNYE-FM 91.5,
WRCN-FM 103.9

General Manager Lou Lamoriello
Head Coach Lane Lambert
Associate/Assistant Coaches John MacLean,
Doug Houda
Media & Communications Managers Kimber Auerbach,
Jesse Eisenberg

SERIES INFORMATION

Last Lightning Win: April 1, 2023 (Lightning 5 vs. Islanders 0)
Last Islanders Win: April 6, 2023 (Lightning 1 @ Islanders 6)
Last Tie: Oct. 6, 2000 (Lightning 3 vs. Islanders 3)
Last Lightning Overtime Win: March 20, 2007 (Lightning 4 vs. Islanders 3, OT)
Last Islanders Overtime Win: Dec. 22, 2010 (Lightning 1 @ Islanders 2, OT)
Last Lightning Shootout Win: Feb. 1, 2019 (Lightning 1 vs. Islanders 0, SO)
Last Islanders Shootout Win: Jan. 16, 2014 (Lightning 1 vs. Islanders 2, SO)
Last Lightning Shutout: April 1, 2023 (Lightning 5 vs. Islanders 0)
Last Islanders Shutout: Feb. 1, 2019 (Lightning 1 vs. Islanders 0, SO)
Last Lightning Win at Home: April 1, 2023 (Lightning 5 vs. Islanders 0)
Last Islanders Win at Home: Apr. 6, 2023 (Lightning 1 @ Islanders 6)
Last Lightning Win at New York: April 29, 2022 (Lightning 6 @ Islanders 4)
Last Islanders Win at Tampa Bay: Dec. 9, 2019 (Lightning 1 vs. Islanders 5)
Most Goals by Lightning: 8, March 11, 2008 (Lightning 8 vs. Islanders 4)
Most Goals by Islanders: 7, 3x, Last: Nov. 21, 2002 (Lightning 2 vs. Islanders 7)
Most Goals by Both Teams: 13, March 22, 2018 (Lightning 7 @ Islanders 6)
Last Lightning Hat Trick: Steven Stamkos, April 29, 2022 (Lightning 6 @ Islanders 4)
Last Islanders Hat Trick: Dave Scatchard, Feb. 11, 2003 (Lightning 2 @ Islanders 6)

2022-23 SEASON SUMMARY

WON: 2 LOST: 1 OT: 0

AT TAMPA BAY LIGHTNING

DATE	TEAM	OPPONENT	ATTEND	GOALTENDERS	W GOAL
Oct. 22, '22	Lightning 5	Islanders 3	19,092	Elliott vs. Sorokin	Nick Paul
Apr 1, '23	Lightning 5	Islanders 0	19,092	Vasilevskiy vs. Sorokin/Varlamov	Mikhail Sergachev

AT NEW YORK ISLANDERS

DATE	TEAM	OPPONENT	ATTEND	GOALTENDERS	W GOAL
Apr 6, '23	Lightning 1	Islanders 6	17,255	Elliott vs. Sorokin	Brock Nelson

ALL-TIME SERIES

SEASON	OVERALL								HOME								ROAD							
	GP	W	L	T	OTL	PTS	GF	GA	GP	W	L	T	OTL	PTS	GF	GA	GP	W	L	T	OTL	PTS	GF	GA
2022-23	3	2	1	-	0	4	11	9	2	2	0	--	0	4	10	3	1	0	1	-	0	0	1	6
2021-22	3	3	0	-	0	6	14	6	1	1	0	-	0	2	4	1	2	2	0	-	0	4	10	5
2020-21	-	-	-	-	-	-	-	-	-	-	-	-	-	-	-	-	-	-	-	-	-	-	-	-
2019-20	3	1	2	-	0	2	6	11	2	1	1	-	0	2	4	6	1	0	1	-	0	0	2	5
2018-19	3	2	1	-	0	4	5	7	1	1	0	-	0	2	4	2	2	1	1	-	0	2	1	5
2017-18	3	2	1	-	0	4	16	13	2	1	1	-	0	2	9	7	1	1	0	-	0	2	7	6
2016-17	3	3	0	-	0	6	14	2	1	1	0	-	0	2	4	1	2	2	0	-	0	4	10	1
2015-16	3	1	2	-	0	2	11	12	2	1	1	-	0	2	9	7	1	0	1	-	0	0	2	5
2014-15	3	1	2	-	0	2	8	10	1	1	0	-	0	2	5	2	2	0	2	-	0	0	3	8
2013-14	3	2	0	-	1	5	5	5	2	1	0	-	1	3	3	3	1	1	0	-	0	2	2	2
2012-13	3	0	3	-	0	0	5	10	1	0	1	-	0	0	0	2	2	0	2	-	0	0	5	8
2011-12	4	2	2	-	0	4	10	14	2	2	0	-	0	4	8	4	2	0	2	-	0	0	2	10
2010-11	4	1	1	-	2	4	9	12	2	0	1	-	1	1	4	8	2	1	0	-	1	3	5	4
2009-10	4	3	1	-	0	6	17	9	2	2	0	-	0	4	9	2	2	1	1	-	0	2	8	7
2008-09	4	1	2	-	1	3	6	10	2	1	0	-	1	3	4	4	2	0	2	-	0	0	2	6
2007-08	4	1	2	-	1	3	10	12	2	1	0	-	1	3	10	7	2	0	2	-	0	0	0	5
2006-07	4	4	0	-	0	8	15	9	2	2	0	-	0	4	6	5	2	2	0	-	0	4	9	4
2005-06	4	4	0	-	0	8	13	7	2	2	0	-	0	4	8	4	2	2	0	-	0	4	5	3
2004-05	DID NOT PLAY																							
2003-04	4	1	3	0	0	2	6	13	2	1	1	0	0	2	4	5	2	0	2	0	0	0	2	8
2002-03	4	2	2	0	0	4	11	17	2	1	1	0	0	2	6	10	2	1	1	0	0	2	5	7
2001-02	4	0	4	0	0	0	5	15	2	0	2	0	0	0	3	6	2	0	2	0	0	0	2	9
2000-01	4	2	1	1	0	5	17	13	2	1	0	1	0	3	7	6	2	1	1	0	0	2	10	7
1999-00	4	2	1	0	1	5	12	11	2	2	0	0	0	4	8	4	2	0	1	0	1	1	4	7
1998-99	4	2	1	1	-	5	8	6	2	1	1	0	-	2	3	2	2	1	0	1	-	3	5	4
1997-98	5	0	5	0	-	0	2	22	3	0	3	0	-	0	2	14	2	0	2	0	-	0	0	8
1996-97	6	4	1	1	-	9	23	16	3	1	1	1	-	3	8	8	3	3	0	0	-	6	15	8
1995-96	5	4	1	0	-	8	16	12	2	2	0	0	-	4	9	6	3	2	1	0	-	4	7	6
1994-95	4	4	0	0	-	8	18	6	2	2	0	0	-	4	10	4	2	2	0	0	-	4	8	2
1993-94	5	1	4	0	-	2	11	16	3	1	2	0	-	2	6	9	2	0	2	0	-	0	5	7
1992-93	2	1	1	0	-	2	7	11	1	0	1	0	-	0	1	6	1	1	0	0	-	2	6	5
TOTALS	109	56	44	3	6	121	311	316	55	32	17	2	4	70	168	148	54	24	27	1	2	51	143	168

INDIVIDUAL SCORING

TAMPA BAY LIGHTNING

Player	GP	G	A	P	+/-	PIM
Brayden Point	3	2	4	6	1	0
Nikita Kucherov	3	2	2	4	0	0
Mikhail Sergachev	3	1	2	3	0	2
Alex Killorn	3	1	1	2	-3	0
Nicholas Paul	3	1	1	2	2	0
Brandon Hagel	2	1	1	2	3	0
Pierre-Edouard Bellemare	3	0	2	2	1	0
Darren Raddysh	2	0	2	2	-1	2
Ross Colton	3	0	2	2	1	0
Corey Perry	3	1	0	1	1	2
Steven Stamkos	3	1	0	1	-1	4
Tanner Jeannot	2	1	0	1	1	0
Ian Cole	3	0	1	1	-1	0
Pat Maroon	3	0	1	1	-1	10
Victor Hedman	3	0	1	1	1	2
Zach Bogosian	1	0	0	0	-1	0
Vladislav Namestnikov	1	0	0	0	-1	0
Haydn Fleury	1	0	0	0	-1	0
Erik Cernak	1	0	0	0	1	2
Anthony Cirelli	1	0	0	0	0	0
Philippe Myers	1	0	0	0	-1	4
Michael Eyssimont	1	0	0	0	0	0
Cal Foote	1	0	0	0	3	0
Nick Perbix	3	0	0	0	1	2
Cole Koepke	1	0	0	0	1	0

Power Play: 3/9 (33.3%)
Penalty Kill: 6/7 (85.7%)

GOALTENDING

TAMPA BAY LIGHTNING

PLAYER	GP	W	L	OT	SO	SA	SVS	SV%	GAA
Andrei Vasilevskiy	1	1	0	0	1	38	38	1.000	0.00
Brian Elliott	2	1	1	0	0	77	68	.883	4.52



2 Pennsylvania Plaza
New York, New York 10121
Phone: (212) 465-6486
Website: www.nhl.com/rangers
Team Colors: Blue, Red, White
Inaugural Season: 1926-27
Arena: Madison Square Garden (18,006)
Stanley Cup Titles: 4 (1928, 1933, 1940, 1994)
Television: MSG Network, MSG Plus
Radio: WEPN-FM 98.7

General Manager: Chris Drury
Head Coach: Peter Laviolette
Assistant Coaches: Phil Housley, Dan Muse, Michael Peca
Media & Communications Managers: Ryan Nissan, Lindsay Hayes, Michael Rappaport

SERIES INFORMATION

Last Lightning Win: Dec. 29, 2022 (Lightning 2 vs. Rangers 1, SO)
Last New York Win: April 5, 2023 (Lightning 3 @ Rangers 6)
Last Tie: March 15, 2000 (Lightning 4 @ Rangers 4)
Last Lightning Overtime Win: Feb. 27, 2019 (Lightning 4 @ Rangers 3, OT)
Last New York Overtime Win: Nov. 2, 2017 (Lightning 1 vs. Rangers 2, OT)
Last Lightning Shootout Win: Dec. 29, 2022 (Lightning 2 vs. Rangers 1, SO)
Last New York Shootout Win: Dec. 31, 2021 (Lightning 3 vs. Rangers 4, SO)
Last Lightning Shutout: Nov. 25, 2013 (Lightning 5 vs. Rangers 0)
Last New York Shutout: Jan. 2, 2022 (Lightning 0 @ Rangers 4)
Last Lightning Win at Home: Dec. 29, 2022 (Lightning 2 vs. Rangers 1, SO)
Last New York Win at Home: April 5, 2023 (Lightning 3 @ Rangers 6)
Last Lightning Win at New York: Feb. 27, 2019 (Lightning 4 @ Rangers 3, OT)
Last New York Win at Tampa Bay: March 19, 2022 (Lightning 1 vs. Rangers 2)
Most Goals by Lightning: 9, Nov. 14, 2019 (Lightning 9 vs. Rangers 3)
Most Goals by New York: 10, Nov. 10, 1998 (Lightning 2 vs. Rangers 10)
Most Goals by Both Teams: 12, 2x, Last: Nov. 14, 2019 (Lightning 9 vs. Rangers 3)
Last Lightning Hat Trick: Steven Stamkos, Dec. 10, 2018 (Lightning 6 vs. Rangers 3)
Last New York Hat Trick: Mika Zibanejad, Jan. 2, 2022 (Lightning 0 @ Rangers 4)

2022-23 SEASON SUMMARY

WON: 1 LOST: 2 OT: 0

AT TAMPA BAY LIGHTNING

DATE	TEAM	OPPONENT	ATTEND	GOALTENDERS	W GOAL
Dec 29, '22	Lightning 2	Rangers 1	19,092	Vasilevskiy vs. Shesterkin	Alex Killorn**

DATE	TEAM	OPPONENT	ATTEND	GOALTENDERS	W GOAL
Oct 11, '22	Lightning 1	Rangers 3	18,006	Vasilevskiy vs. Shesterkin	Mika Zibanejad
Apr 5, '23	Lightning 3	Rangers 6	18,006	Vasilevskiy vs. Shesterkin	Tyler Motte

*-Overtime **-Shootout

ALL-TIME SERIES

SEASON	OVERALL								HOME								ROAD							
	GP	W	L	T	OTL	PTS	GF	GA	GP	W	L	T	OTL	PTS	GF	GA	GP	W	L	T	OTL	PTS	GF	GA
2022-23	3	1	2	-	0	2	5	10	1	1	0	-	0	2	1	1	2	0	2	-	0	0	4	9
2021-22	3	0	2	-	1	1	4	9	2	0	1	-	1	1	4	5	1	0	1	-	0	0	0	4
2020-21	-	-	-	-	-	-	-	-	-	-	-	-	-	-	-	-	-	-	-	-	-	-	-	-
2019-20	2	1	1	-	0	2	10	7	1	1	0	-	0	2	9	3	1	0	1	-	0	0	1	4
2018-19	3	3	0	-	0	6	13	8	1	1	0	-	0	2	6	3	2	2	0	-	0	4	7	5
2017-18	3	2	0	-	1	5	13	8	2	1	0	-	1	3	6	5	1	1	0	-	0	2	7	3
2016-17	3	1	1	-	1	3	4	9	1	0	0	-	1	1	0	1	2	1	1	-	0	2	4	8
2015-16	3	1	2	-	0	2	6	9	2	1	1	-	0	2	4	6	1	0	1	-	0	0	2	3
2014-15	3	3	0	-	0	6	15	7	1	1	0	-	0	2	4	3	2	2	0	-	0	4	11	4
2013-14	3	2	1	-	0	4	10	5	2	1	1	-	0	2	8	4	1	1	0	-	0	2	2	1
2012-13	3	0	3	-	0	0	4	12	1	0	1	-	0	0	2	3	2	0	2	-	0	0	2	9
2011-12	4	2	1	-	1	5	11	13	2	1	1	-	0	2	6	7	2	1	0	-	1	3	5	6
2010-11	4	4	0	-	0	8	12	8	2	2	0	-	0	4	7	4	2	2	0	-	0	4	5	4
2009-10	4	1	3	-	0	2	9	19	2	1	1	-	0	2	5	6	2	0	2	-	0	0	4	13
2008-09	4	0	3	-	1	1	6	11	2	0	1	-	1	1	3	4	2	0	2	-	0	0	3	7
2007-08	4	2	2	-	0	4	10	8	2	1	1	-	0	2	4	2	2	1	1	-	0	2	6	6
2006-07	4	2	2	-	0	4	8	14	2	2	0	-	0	4	7	5	2	0	2	-	0	0	1	9
2005-06	4	2	2	-	0	4	8	12	2	1	1	-	0	2	5	8	2	1	1	-	0	2	3	4
2004-05	DID NOT PLAY																							
2003-04	4	3	1	0	0	6	10	7	2	1	1	0	0	2	5	4	2	2	0	0	0	4	5	3
2002-03	4	3	1	0	0	6	15	9	2	2	0	0	0	4	8	3	2	1	1	0	0	2	7	6
2001-02	4	2	2	0	0	4	10	9	2	1	1	0	0	2	9	8	2	1	1	0	0	2	1	1
2000-01	4	1	2	0	1	3	12	17	2	0	1	0	1	1	7	9	2	1	1	0	0	2	5	8
1999-00	4	0	1	2	1	3	13	17	2	0	1	1	0	1	5	8	2	0	0	1	1	2	8	9
1998-99	4	1	3	0	-	2	11	20	2	1	1	0	-	2	8	13	2	0	2	0	-	0	3	7
1997-98	6	3	2	1	-	7	17	14	3	2	0	1	-	5	10	5	3	1	2	0	-	2	7	9
1996-97	5	5	0	0	-	10	22	12	2	2	0	0	-	4	9	4	3	3	0	0	-	6	13	8
1995-96	5	2	2	1	-	5	18	19	3	1	1	1	-	3	11	12	2	1	1	0	-	2	7	7
1994-95	4	0	3	1	-	1	10	15	2	0	2	0	-	0	3	6	2	0	1	1	-	1	7	9
1993-94	5	2	3	0	-	4	19	19	2	1	1	0	-	2	7	6	3	1	2	0	-	2	12	13
1992-93	3	1	2	0	-	2	14	12	1	0	1	0	-	0	4	5	2	1	1	0	-	2	10	7
TOTALS	109	50	47	5	7	112	319	339	53	26	19	3	5	60	167	153	56	24	28	2	2	52	152	186

INDIVIDUAL SCORING

TAMPA BAY LIGHTNING

Player	GP	G	A	P	+/-	PIM
Nikita Kucherov	3	0	3	3	-2	2
Alex Killorn	3	1	1	2	0	2
Steven Stamkos	3	1	1	2	-3	4
Brayden Point	3	1	1	2	-1	0
Brandon Hagel	3	1	1	2	1	0
Darren Raddysh	1	1	0	1	0	0
Victor Hedman	3	0	1	1	-2	2
Anthony Cirelli	2	0	1	1	1	2
Mikhail Sergachev	3	0	1	1	-2	0
Corey Perry	3	0	0	0	-3	10
Ian Cole	2	0	0	0	0	2
Pat Maroon	3	0	0	0	-1	7
Zach Bogosian	1	0	0	0	1	0
Vladislav Namestnikov	2	0	0	0	0	2
Nicholas Paul	3	0	0	0	-2	0
Pierre-Edouard Bellemare	3	0	0	0	-2	0
Haydn Fleury	1	0	0	0	0	0
Erik Cernak	3	0	0	0	0	2
Philippe Myers	1	0	0	0	-1	0
Ross Colton	3	0	0	0	0	19
Tanner Jeannot	1	0	0	0	-1	0
Cal Foote	1	0	0	0	0	0
Nick Perbix	2	0	0	0	-3	2
Cole Koepke	1	0	0	0	0	0

Power Play: 2/10 (20.0%)
Penalty Kill: 9/12 (75.0%)

GOALTENDING

TAMPA BAY LIGHTNING

PLAYER	GP	W	L	OT	SO	SA	SVS	SV%	GAA
Andrei Vasilevskiy	3	1	2	0	0	122	112	0.918	3.28

OTTAWA SENATORS



1000 Palladium Drive
Ottawa, Ontario, Canada K2V 1A5
Phone: (613) 599-0100
Website: www.nhl.com/senators
Team Colors: Red, Black, Gold, White
Inaugural Season: 1992-93
Arena: Canadian Tire Centre (18,646)
Stanley Cup Titles: None
Television: TSN (English),
RDS (French)
Radio: CFGO-AM 1200 (English),
CJFO-FM 94.5 (French)

General Manage Pierre Dorion
Head Coach D.J. Smith
Associate/Assistant Coach Jack Capuano,
Davis Payne,
Bob Jones
Media & Communications Managers Chris Moore,
Brian Morris,
Brett Varey

2022-23 SEASON SUMMARY

WON: 1 LOST: 2 OT:0

AT TAMPA BAY LIGHTNING

DATE	TEAM	OPPONENT	ATTEND	GOALTENDERS	W GOAL
Nov 1, '22	Lightning 4	Senators 3	19,092	Vasilevskiy vs. Forsberg	Nikita Kucherov

AT OTTAWA SENATORS

DATE	TEAM	OPPONENT	ATTEND	GOALTENDERS	W GOAL
Mar 23, '23	Lightning 2	Senators 7	12,417	Elliott vs. Sogaard	Derick Brassard
Apr 8, '23	Lightning 4	Senators 7	13,076	Elliott vs. Talbot	Egor Sokolov

SERIES INFORMATION

Last Lightning Win: Nov. 1, 2022 (Lightning 4 vs. Ottawa 3)
Last Ottawa Win: Apr. 8, 2023 (Lightning 4 @ Ottawa 7)
Last Tie: Feb. 4, 2002 (Lightning 4 vs. Ottawa 4)
Last Lightning Overtime Win: Dec. 17, 2019 (Lightning 4 vs. Ottawa 3, OT)
Last Ottawa Overtime Win: April. 2, 2015 (Lightning 1 @ Ottawa 2, OT)
Last Lightning Shootout Win: Dec. 21, 2017 (Lightning 4 vs. Ottawa 3, SO)
Last Ottawa Shootout Win: Oct. 11, 2014 (Lightning 2 vs. Ottawa 3, SO)
Last Lightning Shutout: Jan. 19, 2008 (Lightning 2 @ Ottawa 0)
Last Ottawa Shutout: Dec. 11, 2021 (Lightning 0 @ Ottawa 4)
Last Lightning Win at Home: Nov. 1, 2022 (Lightning 4 vs. Ottawa 3)
Last Ottawa Win at Home: Apr. 8, 2023 (Lightning 4 @ Ottawa 7)
Last Lightning Win at Ottawa: Nov. 6, 2021 (Lightning 5 at Ottawa 3)
Last Ottawa Win at Tampa Bay: Nov. 10, 2018 (Lightning 4 vs. Ottawa 6)
Most Goals by Lightning: 6, 4x, Last: Jan. 25, 2013 (Lightning 6 vs. Ottawa 4)
Most Goals by Ottawa: 9, March 8, 1999 (Lightning 3 @ Ottawa 9)
Most Goals by Both Teams: 12, 2x, Last: Jan. 24, 2008 (Lightning 4 vs. Ottawa 8)
Last Lightning Hat Trick: J.T. Miller, March 13, 2018 (Lightning 4 vs. Ottawa 7)
Last Ottawa Hat Trick: Brady Tkachuk, Dec. 11, 2021 (Lightning 0 @ Ottawa 4)

ALL-TIME SERIES

SEASON	OVERALL								HOME								ROAD							
	GP	W	L	T	OTL	PTS	GF	GA	GP	W	L	T	OTL	PTS	GF	GA	GP	W	L	T	OTL	PTS	GF	GA
2022-23	3	1	2	-	0	2	10	17	1	1	0	--	0	2	4	3	2	0	2	-	0	0	6	14
2021-22	4	3	1	-	0	6	12	10	2	2	0	-	0	4	7	3	2	1	1	-	0	2	5	7
2020-21	-	-	-	-	-	-	-	-	-	-	-	-	-	-	-	-	-	-	-	-	-	-	-	-
2019-20	3	2	1	-	0	4	11	10	1	1	0	-	0	2	4	3	2	1	1	-	0	2	7	7
2018-19	4	3	1	-	0	6	18	12	2	1	1	-	0	2	9	7	2	2	0	-	0	4	9	5
2017-18	4	2	2	-	0	4	14	19	2	1	1	-	0	2	7	10	2	1	1	-	0	2	7	9
2016-17	4	3	1	-	0	6	13	8	2	1	1	-	0	2	7	6	2	2	0	-	0	4	6	2
2015-16	4	3	1	-	0	6	14	9	2	2	0	-	0	4	9	3	2	1	1	-	0	2	5	6
2014-15	4	2	0	-	2	6	11	7	2	1	0	-	1	3	6	3	2	1	0	-	1	3	5	4
2013-14	5	3	1	-	1	7	17	16	3	2	0	-	1	5	9	7	2	1	1	-	0	2	8	9
2012-13	3	2	1	-	0	4	12	11	2	2	0	-	0	4	9	6	1	0	1	-	0	0	3	5
2011-12	4	0	4	-	0	0	6	19	2	0	2	-	0	0	3	11	2	0	2	-	0	0	3	8
2010-11	4	2	1	-	1	5	10	8	2	1	1	-	0	2	6	4	2	1	0	-	1	3	4	4
2009-10	4	2	1	-	1	5	11	15	2	2	0	-	0	4	8	5	2	0	1	-	1	1	3	10
2008-09	4	1	2	-	1	3	4	10	2	1	1	-	0	2	2	5	2	0	1	-	1	1	2	5
2007-08	4	2	1	-	1	5	12	15	2	1	1	-	0	2	7	11	2	1	0	-	1	3	5	4
2006-07	4	2	2	-	0	4	11	15	2	1	1	-	0	2	5	8	2	1	1	-	0	2	6	7
2005-06	4	0	4	-	0	0	6	16	2	0	2	-	0	0	1	8	2	0	2	-	0	0	5	8
2004-05	DID NOT PLAY																							
2003-04	4	0	3	0	1	1	9	17	2	0	1	0	1	1	5	9	2	0	2	0	0	0	4	8
2002-03	4	2	2	0	0	4	11	16	2	1	1	0	0	2	9	8	2	1	1	0	0	2	2	8
2001-02	4	0	3	1	0	1	8	14	2	0	1	1	0	1	5	6	2	0	2	0	0	0	3	8
2000-01	4	0	4	0	0	0	5	22	2	0	2	0	0	0	2	11	2	0	2	0	0	0	3	11
1999-00	4	2	2	0	0	4	15	18	2	2	0	0	0	4	11	7	2	0	2	0	0	0	4	11
1998-99	4	0	3	1	-	1	10	22	2	0	1	1	-	1	6	8	2	0	2	0	-	0	4	14
1997-98	4	1	3	0	-	2	8	11	2	0	2	0	-	0	4	8	2	1	1	0	-	2	4	3
1996-97	4	2	2	0	-	4	14	13	2	1	1	0	-	2	7	5	2	1	1	0	-	2	7	8
1995-96	4	2	2	0	-	4	11	13	2	1	1	0	-	2	8	8	2	1	1	0	-	2	3	5
1994-95	4	1	3	0	-	2	8	14	2	0	2	0	-	0	4	6	2	1	1	0	-	2	4	8
1993-94	4	4	0	0	-	8	17	6	2	2	0	0	-	4	8	4	2	2	0	0	-	4	9	2
1992-93	2	2	0	0	-	4	4	2	1	1	0	0	-	2	1	0	1	1	0	0	-	2	3	2
TOTALS	112	49	53	2	8	108	312	385	56	28	23	2	3	61	173	183	56	21	30	0	5	47	139	202

INDIVIDUAL SCORING

TAMPA BAY LIGHTNING

Player	GP	G	A	P	+/-	PIM
Nikita Kucherov	3	1	7	8	-4	0
Steven Stamkos	3	1	6	7	-3	0
Brayden Point	3	3	1	4	-4	0
Mikhail Sergachev	2	2	1	3	-1	4
Victor Hedman	2	1	2	3	-3	10
Alex Killorn	3	1	0	1	-1	0
Brandon Hagel	3	1	0	1	-2	2
Ian Cole	3	0	1	1	-3	4
Nicholas Paul	3	0	1	1	-1	0
Michael Eyssimont	2	0	1	1	0	2
Corey Perry	3	0	0	0	-6	4
Pat Maroon	3	0	0	0	-1	15
Zach Bogosian	2	0	0	0	-2	0
Vladislav Namestnikov	1	0	0	0	0	0
Pierre-Edouard Bellemare	2	0	0	0	-2	0
Haydn Fleury	1	0	0	0	0	0
Darren Raddysh	1	0	0	0	-3	0
Erik Cernak	3	0	0	0	-1	2
Anthony Cirelli	2	0	0	0	-4	0
Ross Colton	3	0	0	0	-4	0
Tanner Jeannot	1	0	0	0	-1	2
Cal Foote	1	0	0	0	0	2
Nick Perbix	3	0	0	0	-1	2
Cole Koepke	1	0	0	0	0	0

Power Play: 5-17 (29.4%)

Penalty Kill: 7-10 (70.0%)

GOALTENDING

TAMPA BAY LIGHTNING

PLAYER	GP	W	L	OT	SO	SA	SVS	SV%	GAA
Andrei Vasilevskiy	1	1	0	0	0	15	12	.800	3.02
Brian Elliott	2	0	2	0	0	73	61	.836	6.07



3601 S Broad Street
Philadelphia, Pennsylvania 19148
Phone: 215-465-4500
Website: www.nhl.com/flyers
Team Colors: Orange, Black, White
Inaugural Season: 1967-68
Arena: Wells Fargo Center (19,306)
Stanley Cup Titles: 2 (1974, 1975)
Television: NBC SPORTS Philadelphia
Radio: WPEN-FM 97.5

General Manager Daniel Briere
Head Coach John Tortorella
Assistant Coaches Brad Shaw, Rocky Thompson, Darryl Williams

Media & Communications Managers Sean Coit, Joe Siville, Megan Kogut, Allie Samuelsson

SERIES INFORMATION

Last Lightning Win: March 7, 2023 (Lightning 5 vs. Philadelphia 2)
Last Philadelphia Win: Oct. 18, 2022 (Lightning 2 vs. Philadelphia 3)
Last Tie: March 18, 2002 (Lightning 3 @ Philadelphia 3)
Last Lightning Overtime Win: Dec. 27, 2018 (Lightning 6 vs. Philadelphia 5, OT)
Last Philadelphia Overtime Win: Dec. 2, 2008 (Lightning 3 @ Philadelphia 4, OT)
Last Lightning Shootout Win: Nov. 18, 2021 (Lightning 4 @ Philadelphia 3, SO)
Last Philadelphia Shootout Win: Feb. 15, 2011 (Lightning 3 vs. Philadelphia 4, SO)
Last Lightning Shutout: Nov. 23, 2021 (Lightning 4 vs. Philadelphia 0)
Last Philadelphia Shutout: Dec. 1, 2001 (Lightning 0 @ Philadelphia 2)
Last Lightning Win at Home: March 7, 2023 (Lightning 5 vs. Philadelphia 2)
Last Philadelphia Win at Home: Jan. 7, 2017 (Lightning 2 @ Philadelphia 4)
Last Lightning Win at Philadelphia: Dec. 1, 2022 (Lightning 4 @ Philadelphia 1)
Last Philadelphia Win at Tampa Bay: Oct. 18, 2022 (Lightning 2 vs. Philadelphia 3)
Most Goals by Lightning: 8, Nov. 18, 2010 (Lightning 8 @ Philadelphia 7)
Most Goals by Philadelphia: 7, 4x, Last: Jan. 12, 2015 (Lightning 3 @ Philadelphia 7)
Most Goals by Both Teams: 15, Nov. 18, 2010 (Lightning 8 @ Philadelphia 7)
Last Lightning Hat Trick: Steven Stamkos, Nov. 18, 2010 (Lightning 8 @ Philadelphia 7)
Last Philadelphia Hat Trick: John LeClair, Dec. 6, 2000 (Philadelphia 6 vs. Lightning 3)

2022-23 SEASON SUMMARY

WON: 2 LOST: 1 OT:0

AT TAMPA BAY LIGHTNING

DATE	TEAM	OPPONENT	ATTEND	GOALTENDERS	W GOAL
Oct 18, '22	Lightning 2	Flyers 3	19,092	Vasilevskiy vs. Hart	Noah Cates
Mar 7, '23	Lightning 5	Flyers 2	19,092	Vasilevskiy vs. Hart	Ross Colton

AT PHILADELPHIA FLYERS

DATE	TEAM	OPPONENT	ATTEND	GOALTENDERS	W GOAL
Dec 1, 22	Lightning 4	Flyers 1	17,867	Vasilevskiy vs. Hart	Nick Paul

ALL-TIME SERIES

SEASON	OVERALL								HOME								ROAD							
	GP	W	L	T	OTL	PTS	GF	GA	GP	W	L	T	OTL	PTS	GF	GA	GP	W	L	T	OTL	PTS	GF	GA
2022-23	3	2	1	-	0	4	11	6	2	1	1	-	0	2	7	5	1	1	0	--	0	2	4	1
2021-22	3	3	0	-	0	6	14	4	1	1	0	-	0	2	4	0	2	2	0	-	0	4	10	4
2020-21	-	-	-	-	-	-	-	-	-	-	-	-	-	-	-	-	-	-	-	-	-	-	-	-
2019-20	2	2	0	-	0	4	6	3	1	1	0	-	0	2	5	3	1	1	0	-	0	2	1	0
2018-19	3	3	0	-	0	6	17	12	1	1	0	-	0	2	6	5	2	2	0	-	0	4	11	7
2017-18	3	2	1	-	0	4	14	12	2	1	1	-	0	2	9	11	1	1	0	-	0	2	5	1
2016-17	3	2	1	-	0	4	9	6	1	1	0	-	0	2	4	2	2	1	1	-	0	2	5	4
2015-16	3	1	2	-	0	2	6	9	2	1	1	-	0	2	4	5	1	0	1	-	0	0	2	4
2014-15	3	2	1	-	0	4	10	11	1	1	0	-	0	2	4	3	2	1	1	-	0	2	6	8
2013-14	3	3	0	-	0	6	14	7	2	2	0	-	0	4	8	4	1	1	0	-	0	2	6	3
2012-13	3	2	1	-	0	4	10	5	2	2	0	-	0	4	9	3	1	0	1	-	0	0	1	2
2011-12	4	3	1	-	0	6	14	10	2	2	0	-	0	4	7	2	2	1	1	-	0	2	7	8
2010-11	4	3	0	-	1	7	18	12	2	1	0	-	1	3	7	3	2	2	0	-	0	4	11	9
2009-10	4	0	4	-	0	0	7	22	2	0	2	-	0	0	4	12	2	0	2	-	0	0	3	10
2008-09	4	2	1	-	1	5	10	12	2	1	1	-	0	2	5	7	2	1	0	-	1	3	5	5
2007-08	4	2	2	-	0	4	14	12	2	1	1	-	0	2	7	6	2	1	1	-	0	2	7	6
2006-07	4	3	1	-	0	6	15	10	2	1	1	-	0	2	7	5	2	2	0	-	0	4	8	5
2005-06	4	4	0	-	0	8	21	7	2	2	0	-	0	4	11	5	2	2	0	-	0	4	10	2
2004-05	DID NOT PLAY																							
2003-04	4	4	0	0	0	8	18	8	2	2	0	0	0	4	11	3	2	2	0	0	0	4	7	5
2002-03	4	1	3	0	0	2	8	10	2	0	2	0	0	0	3	7	2	1	1	0	0	2	5	3
2001-02	4	0	3	1	0	1	6	11	2	0	2	0	0	0	3	6	2	0	1	1	0	1	3	5
2000-01	4	1	2	1	0	3	7	12	2	1	1	0	0	2	4	6	2	0	1	1	0	1	3	6
1999-00	4	1	2	0	1	3	7	12	2	1	0	0	1	3	6	4	2	0	2	0	0	0	1	8
1998-99	4	1	2	1	-	3	10	14	2	1	1	0	-	2	6	6	2	0	1	1	-	1	4	8
1997-98	6	0	5	1	-	1	9	27	3	0	2	1	-	1	6	14	3	0	3	0	-	0	3	13
1996-97	5	2	2	1	-	5	13	10	3	1	2	0	-	2	9	8	2	1	0	1	-	3	4	2
1995-96	5	1	2	2	-	4	9	12	2	1	1	0	-	2	6	5	3	0	1	2	-	2	3	7
1994-95	4	0	4	0	-	0	11	17	2	0	2	0	-	0	5	9	2	0	2	0	-	0	6	8
1993-94	5	1	3	1	-	3	13	17	3	1	2	0	-	2	8	9	2	0	1	1	-	1	5	8
1992-93	2	1	1	0	-	2	6	7	1	1	0	0	-	2	4	1	1	0	1	0	-	0	2	6
TOTALS	108	52	45	8	3	115	327	317	55	29	23	1	2	61	179	159	53	23	22	7	1	54	148	158

INDIVIDUAL SCORING

TAMPA BAY LIGHTNING

Player	GP	G	A	P	+/-	PIM
Nikita Kucherov	3	2	3	5	-2	0
Alex Killorn	3	2	2	4	3	4
Steven Stamkos	3	2	1	3	0	4
Nicholas Paul	3	2	1	3	3	2
Ross Colton	3	2	0	2	0	0
Ian Cole	3	1	1	2	3	4
Corey Perry	3	0	2	2	-2	5
Mikhail Sergachev	3	0	2	2	0	2
Victor Hedman	2	0	1	1	0	0
Vladislav Namestnikov	2	0	1	1	-1	0
Brayden Point	3	0	1	1	-2	0
Erik Cernak	3	0	1	1	1	0
Anthony Cirelli	1	0	1	1	1	0
Brandon Hagel	3	0	1	1	0	0
Tanner Jeannot	1	0	1	1	1	0
Pat Maroon	3	0	0	0	0	5
Zach Bogosian	2	0	0	0	-2	0
Pierre-Edouard Bellemare	2	0	0	0	0	0
Haydn Fleury	2	0	0	0	-1	0
Michael Eyssimont	1	0	0	0	-1	0
Cal Foote	1	0	0	0	0	0
Nick Perbix	3	0	0	0	-1	0
Cole Koepke	1	0	0	0	0	0

Power Play: 6-12 (50.0%)
Penalty Kill: 7-8 (87.5%)

GOALTENDING

TAMPA BAY LIGHTNING

PLAYER	GP	W	L	OT	SO	SA	SVS	SV%	GAA
Andrei Vasilevskiy	3	2	1	0	0	81	75	.926	2.02



1001 Fifth Avenue
Pittsburgh, Pennsylvania 15219
Phone: (412) 642-1300
Website: www.nhl.com/penguins
Team Colors: Black, Gold, White
Inaugural Season: 1967-68
Arena: PPG Paints Arena (18,387)
Stanley Cup Titles: 4 (1991, 1992, 2009, 2016, 2017)
Television: AT&T SportsNet Pittsburgh
Radio: WDX-FM 105.9

General Manager Kyle Dubas
Head Coach Mike Sullivan
Assistant Coaches Todd Reirden, Mike Vellucci, Ty Hennes

Media & Communications Managers
Jennifer Bullano Ridgley, Evan Schall, Emma Kilmer

SERIES INFORMATION

Last Lightning Win: Oct. 26, 2021 (Lightning 5 @ Pittsburgh 1)
Last Pittsburgh Win: March 2, 2023 (Lightning 4 vs. Pittsburgh 5, OT)
Last Tie: Oct. 19, 2002 (Lightning 3 @ Pittsburgh 3)
Last Lightning Overtime Win: Feb. 11, 2020 (Lightning 2 @ Pittsburgh 1 OT)
Last Pittsburgh Overtime Win: March 2, 2023 (Lightning 4 vs. Pittsburgh 5, OT)
Last Lightning Shootout Win: Jan. 7, 2007 (Lightning 3 @ Pittsburgh 2, SO)
Last Pittsburgh Shootout Win: None
Last Lightning Shutout: March 31, 2010 (Lightning 2 @ Pittsburgh 0)
Last Pittsburgh Shutout: Nov. 29, 2013 (Lightning 0 vs. Pittsburgh 3)
Last Lightning Win at Home: Feb. 6, 2020 (Lightning 4 vs. Pittsburgh 2)
Last Pittsburgh Win at Home: Feb. 26, 2023 (Lightning 3 @ Pittsburgh 7)
Last Lightning Win at Pittsburgh: Oct. 26, 2021 (Lightning 5 @ Pittsburgh 1)
Last Pittsburgh Win at Tampa Bay: March 2, 2023 (Lightning 4 vs. Pittsburgh 5, OT)
Most Goals by Lightning: 9, Nov. 8, 2003 (Lightning 9 vs. Pittsburgh 0)
Most Goals by Pittsburgh: 10, Nov. 1, 1995 (Lightning 0 @ Pittsburgh 10)
Most Goals by Both Teams: 11, 2x, Last: Nov. 6, 1999 (Lightning 7 @ Pittsburgh 4)
Last Lightning Hat Trick: Brayden Point, Nov. 15, 2018 (Lightning 4 @ Pittsburgh 3)
Last Pittsburgh Hat Trick: Sidney Crosby Oct. 12, 2013 (Lightning 4 vs. Pittsburgh 5)

2022-23 SEASON SUMMARY

WON: 0 LOST: 2 OT:1

AT TAMPA BAY LIGHTNING

DATE	TEAM	OPPONENT	ATTEND	GOALTENDERS	W GOAL
Mar 2, '23	Lightning 4	Penguins 5	19,092	Vasilevskiy vs. Jarry	Jason Zucker*

AT PITTSBURGH PENGUINS

DATE	TEAM	OPPONENT	ATTEND	GOALTENDERS	W GOAL
Oct 15, '22	Lightning 2	Penguins 6	18,416	Elliott vs. Jarry	Jake Guentzel
Feb 26, '22	Lightning 3	Penguins 7	17,691	Elliott vs. DeSmith	Teddy Blueger

*-Overtime **-Shootout

ALL-TIME SERIES

SEASON	OVERALL								HOME								ROAD							
	GP	W	L	T	OTL	PTS	GF	GA	GP	W	L	T	OTL	PTS	GF	GA	GP	W	L	T	OTL	PTS	GF	GA
2022-23	3	0	2	-	1	1	9	18	1	0	0	-	1	1	4	5	2	0	2	-	0	0	5	13
2021-22	3	1	2	-	0	2	8	12	2	0	2	-	0	0	3	11	1	1	0	-	0	2	5	1
2020-21	-	-	-	-	-	-	-	-	-	-	-	-	-	-	-	-	-	-	-	-	-	-	-	-
2019-20	3	3	0	-	0	6	9	5	2	2	0	-	0	4	7	4	1	1	0	-	0	2	2	1
2018-19	3	2	1	-	0	4	11	11	1	1	0	-	0	2	5	4	2	1	1	-	0	2	6	7
2017-18	3	2	1	-	0	4	14	10	2	2	0	-	0	4	12	5	1	0	1	-	0	0	2	5
2016-17	3	0	3	-	0	0	7	15	1	0	1	-	0	0	3	4	2	0	2	-	0	0	4	11
2015-16	3	3	0	-	0	6	15	9	2	2	0	-	0	4	11	7	1	1	0	-	0	2	4	2
2014-15	3	1	2	-	0	2	9	13	1	1	0	-	0	2	4	3	2	0	2	-	0	0	5	10
2013-14	3	0	2	-	1	1	7	12	2	0	2	-	0	0	4	8	1	0	0	-	1	1	3	4
2012-13	3	0	3	-	0	0	9	15	1	0	1	-	0	0	3	6	2	0	2	-	0	0	6	9
2011-12	4	1	3	-	0	2	10	19	2	1	1	-	0	2	7	7	2	0	2	-	0	0	3	12
2010-11	4	2	2	-	0	4	9	17	2	2	0	-	0	4	7	4	2	0	2	-	0	0	2	13
2009-10	4	2	2	-	0	4	7	7	2	1	1	-	0	2	4	3	2	1	1	-	0	2	3	4
2008-09	4	1	2	-	1	3	10	13	2	0	2	-	0	0	5	9	2	1	0	-	1	3	5	4
2007-08	4	1	3	-	0	2	6	10	2	0	2	-	0	0	1	6	2	1	1	-	0	2	5	4
2006-07	4	4	0	-	0	8	14	8	2	2	0	-	0	4	8	3	2	2	0	-	0	4	6	5
2005-06	4	4	0	-	0	8	12	6	2	2	0	-	0	4	5	1	2	2	0	-	0	4	7	5
2004-05	DID NOT PLAY																							
2003-04	4	4	0	0	0	8	23	4	2	2	0	0	0	4	14	1	2	2	0	0	0	4	9	3
2002-03	4	1	2	1	0	3	12	12	2	1	1	0	0	2	6	4	2	0	1	1	0	1	6	8
2001-02	4	2	1	0	1	5	9	11	2	2	0	0	0	4	7	4	2	0	1	0	1	1	2	7
2000-01	4	1	2	1	0	3	10	9	2	1	0	1	0	3	6	2	2	0	2	0	0	0	4	7
1999-00	4	3	1	0	0	6	14	10	2	2	0	0	0	4	4	2	2	1	1	0	0	2	10	8
1998-99	5	1	4	0	-	2	10	15	3	1	2	0	-	2	6	7	2	0	2	0	-	0	4	8
1997-98	4	0	3	1	-	1	4	14	2	0	2	0	-	0	2	8	2	0	1	1	-	1	2	6
1996-97	4	2	1	1	-	5	16	18	2	1	0	1	-	3	9	8	2	1	1	0	-	2	7	10
1995-96	4	1	3	0	-	2	9	18	2	1	1	0	-	2	8	6	2	0	2	0	-	0	1	12
1994-95	3	1	2	0	-	2	10	13	1	0	1	0	-	0	3	5	2	1	1	0	-	2	7	8
1993-94	4	1	3	0	-	2	10	18	2	1	1	0	-	2	6	8	2	0	2	0	-	0	4	10
1992-93	2	0	1	1	-	1	7	8	1	0	1	0	-	0	4	5	1	0	0	1	-	1	3	3
TOTALS	104	44	51	5	4	97	300	350	52	28	21	2	1	59	168	150	52	16	30	3	3	38	132	200

INDIVIDUAL SCORING

TAMPA BAY LIGHTNING

Player	GP	G	A	P	+/-	PIM
Brayden Point	3	3	2	5	-4	0
Nikita Kucherov	3	1	4	5	-2	0
Steven Stamkos	3	2	2	4	0	4
Mikhail Sergachev	3	0	3	3	-3	0
Victor Hedman	3	1	1	2	-4	0
Anthony Cirelli	2	1	0	1	0	0
Ross Colton	3	1	0	1	-3	0
Alex Killorn	3	0	1	1	-2	4
Ian Cole	2	0	1	1	-3	0
Zach Bogosian	1	0	1	1	-1	0
Tanner Jeannot	1	0	1	1	-1	0
Corey Perry	3	0	0	0	-7	0
Pat Maroon	3	0	0	0	-3	4
Vladislav Namestnikov	2	0	0	0	-2	0
Nicholas Paul	3	0	0	0	-2	0
Pierre-Edouard Bellemare	3	0	0	0	-3	0
Haydn Fleury	2	0	0	0	-1	0
Darren Raddysh	1	0	0	0	-2	0
Erik Cernak	2	0	0	0	-3	0
Philippe Myers	1	0	0	0	0	0
Brandon Hagel	3	0	0	0	-4	4
Cal Foote	1	0	0	0	0	0
Nick Perbix	2	0	0	0	0	2
Gabriel Fortier	1	0	0	0	0	0

Power Play: 4-12 (33.3%)
Penalty Kill: 8-11 (72.7%)

GOALTENDING

TAMPA BAY LIGHTNING

PLAYER	GP	W	L	OT	SO	SA	SVS	SV%	GAA
Brian Elliott	2	0	2	0	0	80	68	.850	6.03
Andrei Vasilevskiy	1	0	0	1	0	32	27	.844	4.82

SAN JOSE SHARKS



525 W Santa Clara Street
San Jose, California 95113
Phone: (408) 287-7070
Website: www.nhl.com/sharks
Team Colors: Teal, Black, White, Orange
Inaugural Season: 1991-92
Arena: SAP Center at San Jose (17,562)
Stanley Cup Titles: None
Television: NBC SPORTS California
Radio: KUFY-FM 98.5

General Manager Mike Grier
Head Coach David Quinn
Associate/Assistant Coaches Scott Gordon,
Brian Wiseman,
Ryan Warsofsky
Media & Communications Managers Scott Emmert,
Kyle Stuetzel,
Dylan Finan,
Brandon Weiss

SERIES INFORMATION

Last Lightning Win: Oct. 29, 2022 (Lightning 4 @ San Jose 3)
Last San Jose Win: Feb. 7, 2023 (Lightning 3 vs. San Jose 4, OT)
Last Tie: Oct. 30, 2003 (Lightning 2 vs. San Jose 2)
Last Lightning Overtime Win: Feb. 1, 2022 (Lightning 3 vs. San Jose 2, OT)
Last San Jose Overtime Win: Feb. 7, 2023 (Lightning 3 vs. San Jose 4, OT)
Last Lightning Shootout Win: None
Last San Jose Shootout Win: None
Last Lightning Shutout: Feb. 1, 2020 (Lightning 3 @ San Jose 0)
Last San Jose Shutout: Oct. 25, 2008 (Lightning 0 vs. San Jose 3)
Last Lightning Win at Home: Feb. 1, 2022 (Lightning 3 vs. San Jose 2, OT)
Last San Jose Win at Home: Jan. 5, 2019 (Lightning 2 @ San Jose 5)
Last Lightning Win at San Jose: Oct. 29, 2022 (Lightning 4 @ San Jose 3)
Last San Jose Win at Tampa Bay: Feb. 7, 2023 (Lightning 3 vs. San Jose 4, OT)
Most Goals by Lightning: 7, 3x, Last: Jan. 22, 2022 (Lightning 7 @ San Jose 1)
Most Goals by San Jose: 8, Feb. 8, 2000 (Lightning 0 vs. San Jose 8)
Most Goals by Both Teams: 11, Feb. 16, 2012 (Lightning 6 vs. San Jose 5, OT)
Last Lightning Hat Trick: Martin St. Louis, Jan. 18, 2014 (San Jose 5 @ Lightning 4)
Last San Jose Hat Trick: Joe Pavelski, Jan. 18, 2014 (San Jose 5 @ Lightning 4)

2022-23 SEASON SUMMARY

WON: 1 LOST: 0 OT:1

AT TAMPA BAY LIGHTNING

DATE	TEAM	OPPONENT	ATTEND	GOALTENDERS	W GOAL
Feb 7, '22	Lightning 3	Sharks 4	19,092	Elliott vs. Kahkonen	Timo Meier*

AT SAN JOSE SHARKS

DATE	TEAM	OPPONENT	ATTEND	GOALTENDERS	W GOAL
Oct 29, '22	Lightning 4	Sharks 3	15,122	Vasilevskiy vs. Reimer	Nikita Kucherov

*-Overtime **-Shootout

ALL-TIME SERIES

SEASON	OVERALL								HOME								ROAD							
	GP	W	L	T	OTL	PTS	GF	GA	GP	W	L	T	OTL	PTS	GF	GA	GP	W	L	T	OTL	PTS	GF	GA
2022-23	2	1	0	-	1	3	7	7	1	0	0	-	1	1	3	4	1	1	0	-	0	2	4	3
2021-22	2	2	0	-	0	4	10	3	1	1	0	-	0	2	3	2	1	1	0	-	0	2	7	1
2020-21	-	-	-	-	-	-	-	-	-	-	-	-	-	-	-	-	-	-	-	-	-	-	-	-
2019-20	2	2	0	-	0	4	10	1	1	1	0	-	0	2	7	1	1	1	0	-	0	2	3	0
2018-19	2	1	1	-	0	2	8	8	1	1	0	-	0	2	6	3	1	0	1	-	0	0	2	5
2017-18	2	2	0	-	0	4	10	3	1	1	0	-	0	2	5	2	1	1	0	-	0	2	5	1
2016-17	2	0	2	-	0	0	2	5	1	0	1	-	0	0	1	3	1	0	1	-	0	0	1	2
2015-16	2	1	1	-	0	2	6	7	1	0	1	-	0	0	2	4	1	1	0	-	0	2	4	3
2014-15	2	1	1	-	0	2	6	4	1	0	1	-	0	0	1	2	1	1	0	-	0	2	5	2
2013-14	2	0	2	-	0	0	5	10	1	0	1	-	0	0	4	5	1	0	1	-	0	0	1	5
2012-13	-	-	-	-	-	-	-	-	-	-	-	-	-	-	-	-	-	-	-	-	-	-	-	-
2011-12	2	1	1	-	0	2	8	12	1	1	0	-	0	2	6	5	1	0	1	-	0	0	2	7
2010-11	1	0	1	-	0	0	2	5	-	-	-	-	-	-	-	-	1	0	1	-	0	0	2	5
2009-10	1	1	0	-	0	2	5	2	1	1	0	-	0	2	5	2	-	-	-	-	-	-	-	-
2008-09	2	0	2	-	0	0	1	10	1	0	1	-	0	0	0	3	1	0	1	-	0	0	1	7
2007-08	-	-	-	-	-	-	-	-	-	-	-	-	-	-	-	-	-	-	-	-	-	-	-	-
2006-07	1	0	1	-	0	0	2	4	1	0	1	-	0	0	2	4	-	-	-	-	-	-	-	-
2005-06	1	0	1	-	0	0	1	3	-	-	-	-	-	-	-	-	1	0	1	-	0	0	1	3
2004-05	DID NOT PLAY -																							
2003-04	1	0	0	1	0	1	2	2	1	0	0	1	0	1	2	2	-	-	-	-	-	-	-	-
2002-03	2	2	0	0	0	4	8	3	1	1	0	0	0	2	4	2	1	1	0	0	0	2	4	1
2001-02	2	1	1	0	0	2	7	6	1	1	0	0	0	2	4	2	1	0	1	0	0	0	3	4
2000-01	1	1	0	0	0	2	2	1	1	1	0	0	0	2	2	1	-	-	-	-	-	-	-	-
1999-00	2	0	1	1	0	1	3	11	1	0	1	0	0	0	0	8	1	0	0	1	0	1	3	3
1998-99	2	0	2	0	-	0	2	9	1	0	1	0	-	0	1	3	1	0	1	0	-	0	1	6
1997-98	2	1	1	0	-	2	3	4	1	1	0	0	-	2	2	1	1	0	1	0	-	0	1	3
1996-97	2	2	0	0	-	4	8	6	1	1	0	0	-	2	4	3	1	1	0	0	-	2	4	3
1995-96	2	2	0	0	-	4	13	7	1	1	0	0	-	2	6	4	1	1	0	0	-	2	7	3
1994-95	-	-	-	-	-	-	-	-	-	-	-	-	-	-	-	-	-	-	-	-	-	-	-	-
1993-94	2	1	1	0	-	2	4	3	1	0	1	0	-	0	1	2	1	1	0	0	-	2	3	1
1992-93	4	3	1	0	-	6	16	11	2	1	1	0	-	2	6	3	2	2	0	0	-	4	10	8
TOTALS	48	25	20	2	1	53	151	147	25	13	10	1	1	28	77	71	23	12	10	1	0	25	74	76

INDIVIDUAL SCORING

TAMPA BAY LIGHTNING

Player	GP	G	A	P	+/-	PIM
Brayden Point	2	2	2	4	3	5
Nikita Kucherov	2	1	2	3	3	2
Ross Colton	2	2	0	2	2	0
Alex Killorn	2	1	1	2	-2	0
Victor Hedman	2	1	1	2	1	2
Brandon Hagel	2	0	2	2	2	0
Zach Bogosian	1	0	1	1	0	2
Nicholas Paul	2	0	1	1	0	0
Erik Cernak	2	0	1	1	1	0
Mikhail Sergachev	2	0	1	1	1	0
Corey Perry	2	0	0	0	1	0
Ian Cole	2	0	0	0	1	4
Pat Maroon	2	0	0	0	0	2
Steven Stamkos	2	0	0	0	1	0
Vladislav Namestnikov	2	0	0	0	0	0
Pierre-Edouard Bellemare	2	0	0	0	-1	0
Anthony Cirelli	1	0	0	0	0	0
Cal Foote	1	0	0	0	0	0
Nick Perbix	2	0	0	0	0	0
Cole Koepke	1	0	0	0	-1	0

Power Play: 1-8 (12.5%)
Penalty Kill: 3-6 (50%)

GOALTENDING

TAMPA BAY LIGHTNING

PLAYER	GP	W	L	OT	SO	SA	SVS	SV%	GAA
Andrei Vasilevskiy	1	1	0	0	0	27	24	.889	3.01
Brian Elliott	1	0	0	1	0	22	18	.818	3.87

SEATTLE KRAKEN



16 W Harrison St.
Seattle, WA 98119
Phone: (844) 645-7825
Website: www.nhl.com/kraken
Team Colors: Deep Sea Blue, Ice Blue,
Boundless Blue, Shadow Blue
and Red Alert

2021-22
Climate Pledge Arena (17/151)
None
Root Sports Northwest
93.3 KJR FM

Ron Francis
Dave Hakstol
Jay Leach,
Paul MacFarland,
Dave Lowry
Katie Townsend,
Ben Guerrero,
De'Aira Anderson,
Lindsey Brown

SERIES INFORMATION

Last Lightning Win: Jan. 16, 2023 (Lightning 4 @ Seattle 1)
Last Seattle Win: None
Last Tie: None
Last Lightning Overtime Win: None
Last Seattle Overtime Win: None
Last Lightning Shootout Win: None
Last Seattle Shootout Win: None
Last Lightning Shutout: Nov. 26, 2021 (Lightning 3 vs. Seattle 0)
Last Seattle Shutout: None
Last Lightning Win at Home: Dec. 13, 2022 (Lightning 6 vs. Seattle 2)
Last Seattle Win at Home: None
Last Lightning Win at Seattle: Jan. 16, 2023 (Lightning 4 @ Seattle 1)
Last Seattle Win at Tampa Bay: None
Most Goals by Lightning: 6, Dec. 13, 2022 (Lightning 6 vs. Seattle 2)
Most Goals by Seattle: 2, Dec. 13, 2022 (Lightning 6 vs. Seattle 2)
Most Goals by Both Teams: 8, Dec. 13, 2022 (Lightning 6 vs. Seattle 2)
Last Lightning Hat Trick: None
Last San Jose Hat Trick: None

2022-23 SEASON SUMMARY

WON: 2	LOST: 0	OT:0
--------	---------	------

AT TAMPA BAY LIGHTNING

DATE	TEAM	OPPONENT	ATTEND	GOALTENDERS	W GOAL
Dec 13, '22	Lightning 6	Kraken 2	19,092	Vasilevskiy vs. Grubauer/Jones	Corey Perry

AT SEATTLE KRAKEN

DATE	TEAM	OPPONENT	ATTEND	GOALTENDERS	W GOAL
Jan.16, 23	Lightning 4	Kraken 1	17,151	Vasilevskiy vs. Grubauer	Nick Paul

ALL-TIME SERIES

SEASON	OVERALL								HOME								ROAD							
	GP	W	L	T	OTL	PTS	GF	GA	GP	W	L	T	OTL	PTS	GF	GA	GP	W	L	T	OTL	PTS	GF	GA
2022-23	2	2	0	-	0	4	10	3	1	1	0	-	0	2	6	2	1	1	0	--	0	2	4	1
2021-22	2	2	0	-	0	4	7	1	1	1	0	-	0	2	3	0	1	1	0	-	0	2	4	1
TOTALS	4	4	0	-	0	8	17	4	2	2	0	-	0	4	9	2	2	2	0	-	0	4	8	2

INDIVIDUAL SCORING

TAMPA BAY LIGHTNING

Player	GP	G	A	P	+/-	PIM
Victor Hedman	2	1	2	3	3	0
Brandon Hagel	2	1	2	3	4	2
Nikita Kucherov	2	0	3	3	3	0
Corey Perry	2	1	1	2	1	0
Ian Cole	2	1	1	2	3	2
Steven Stamkos	2	1	1	2	0	0
Brayden Point	2	1	1	2	2	0
Erik Cernak	2	1	1	2	3	4
Ross Colton	2	1	1	2	1	2
Anthony Cirelli	2	0	2	2	1	0
Mikhail Sergachev	2	0	2	2	2	2
Nicholas Paul	2	1	0	1	1	0
Pierre-Edouard Bellemare	2	1	0	1	1	0
Alex Killorn	2	0	1	1	0	2
Pat Maroon	2	0	0	0	2	2
Zach Bogosian	1	0	0	0	0	2
Vladislav Namestnikov	1	0	0	0	1	0
Haydn Fleury	2	0	0	0	0	0
Cal Foote	1	0	0	0	-1	7
Nick Perbix	1	0	0	0	2	0

Power Play: 1-5 (20%)
Penalty Kill: 6-6 (100%)

GOALTENDING

TAMPA BAY LIGHTNING

PLAYER	GP	W	L	OT	SO	SA	SVS	SV%	GAA
Andrei Vasilevskiy	2	2	0	0	0	61	58	.951	1.50

ST. LOUIS BLUES



1401 Clark Avenue at Brett Hull Way

St. Louis, Missouri 63103

Phone: (314) 622-2500

Website: www.nhl.com/blues

Team Colors: Blue, Gold, Navy, White

Inaugural Season: 1967-68

Arena: Enterprise Center (18,400)

Stanley Cup Titles: 2019

Television: Bally Sports Midwest

Radio: KMOX-AM 1120

General Manager Doug Armstrong

Head Coach Craig Berube

Assistant Coaches Steve Ott,
Mike Weber

Media & Communications Manager Mike Caruso,
Dan O'Neill

SERIES INFORMATION

Last Lightning Win: Jan. 14, 2023 (Lightning 4 vs. St. Louis 2)
Last St. Louis Win: Nov. 30, 2021 (Lightning 3 @ St. Louis 4, SO)
Last Tie: Nov. 28, 2003 (Lightning 2 vs. St. Louis 2)
Last Lightning Overtime Win: Feb. 6, 2011 (Lightning 4 vs. St. Louis 3, OT)
Last St. Louis Overtime Win: Feb. 7, 2019 (Lightning 0 vs. St. Louis 1, OT)
Last Lightning Shootout Win: None
Last St. Louis Shootout Win: Nov. 30, 2021 (Lightning 3 @ St. Louis 4, SO)
Last Lightning Shutout: Dec. 12, 2017 (Lightning 3 @ St. Louis 0)
Last St. Louis Shutout: Feb. 7, 2019 (Lightning 0 vs. St. Louis 1, OT)
Last Lightning Win at Home: Nov. 25, 2022 (Lightning 5 vs. St. Louis 2)
Last St. Louis Win at Home: Nov. 30, 2021 (Lightning 3 @ St. Louis 4, SO)
Last Lightning Win at St. Louis: Jan. 14, 2023 (Lightning 4 @ St. Louis 2)
Last St. Louis Win at Tampa Bay: Nov. 27, 2019 (Lightning 3 vs. St. Louis 4)
Most Goals by Lightning: 6, 2x, Last: Dec. 18, 2009 (Lightning 6 @ St. Louis 3)
Most Goals by St. Louis: 7, Dec. 23, 1993 (Lightning 4 @ St. Louis 7)
Most Goals by Both Teams: 11, 2x, Last: Dec. 23, 1993 (Lightning 4 @ St. Louis 7)
Last Lightning Hat Trick: None
Last St. Louis Hat Trick: Vladimir Tarasenko, Dec. 1, 2016 (Lightning 4 @ St. Louis 5)

2022-23 SEASON SUMMARY

WON: 2 LOST: 0 OT: 0

AT TAMPA BAY LIGHTNING

DATE	TEAM	OPPONENT	ATTEND	GOALTENDERS	W GOAL
Nov 25, '22	Lightning 5	Blues 2	19,092	Vasilevskiy vs. Binnington	Brayden Point

AT ST. LOUIS BLUES

DATE	TEAM	OPPONENT	ATTEND	GOALTENDERS	W GOAL
Jan 14, '23	Lightning 4	Blues 2	18,096	Vasilevskiy vs. Binnington	Nick Perbix

ALL-TIME SERIES

SEASON	OVERALL								HOME								ROAD							
	GP	W	L	T	OTL	PTS	GF	GA	GP	W	L	T	OTL	PTS	GF	GA	GP	W	L	T	OTL	PTS	GF	GA
2022-23	2	2	0	-	0	4	9	4	1	1	0	-	0	2	5	2	1	1	0	-	0	2	4	2
2021-22	2	1	0	-	1	3	7	5	1	1	0	-	0	2	4	2	1	0	0	-	1	1	3	3
2020-21	-	-	-	-	-	-	-	-	-	-	-	-	-	-	-	-	-	-	-	-	-	-	-	-
2019-20	2	0	2	-	0	0	4	7	1	0	1	-	0	0	3	4	1	0	1	-	0	0	1	3
2018-19	2	0	1	-	1	1	3	5	1	0	0	-	1	1	0	1	1	0	1	-	0	0	3	4
2017-18	2	2	0	-	0	4	5	1	1	1	0	-	0	2	2	1	1	1	0	-	0	2	3	0
2016-17	2	1	1	-	0	2	9	7	1	1	0	-	0	2	5	2	1	0	1	-	0	0	4	5
2015-16	2	0	2	-	0	0	1	4	1	0	1	-	0	0	1	2	1	0	1	-	0	0	0	2
2014-15	2	0	1	-	1	1	4	8	1	0	1	-	0	0	3	6	1	0	0	-	1	1	1	2
2013-14	2	1	1	-	0	2	6	6	1	1	0	-	0	2	4	2	1	0	1	-	0	0	2	4
2012-13	-	-	-	-	-	-	-	-	-	-	-	-	-	-	-	-	-	-	-	-	-	-	-	-
2011-12	2	0	2	-	0	0	1	6	1	0	1	-	0	0	1	3	1	0	1	-	0	0	0	3
2010-11	1	1	0	-	0	2	4	3	1	1	0	-	0	2	4	3	-	-	-	-	-	-	-	-
2009-10	1	1	0	-	0	2	6	3	-	-	-	-	-	-	-	-	1	1	0	-	0	2	6	3
2008-09	1	0	0	-	1	1	3	4	1	0	0	-	1	1	3	4	-	-	-	-	-	-	-	-
2007-08	1	1	0	-	0	2	5	4	-	-	-	-	-	-	-	-	1	1	0	-	0	2	5	4
2006-07	-	-	-	-	-	-	-	-	-	-	-	-	-	-	-	-	-	-	-	-	-	-	-	-
2005-06	1	1	0	-	0	2	5	4	1	1	0	-	0	2	5	4	-	-	-	-	-	-	-	-
2004-05	DID NOT PLAY																							
2003-04	2	0	0	1	1	2	5	6	1	0	0	1	0	1	2	2	1	0	0	0	1	1	3	4
2002-03	1	0	1	0	0	0	1	5	-	-	-	-	-	-	-	-	1	0	1	0	0	0	1	5
2001-02	1	1	0	0	0	2	4	3	1	1	0	0	0	2	4	3	-	-	-	-	-	-	-	-
2000-01	2	1	1	0	0	2	4	6	1	1	0	0	0	2	3	2	1	0	1	0	0	0	1	4
1999-00	1	0	1	0	0	0	1	5	1	0	1	0	0	0	1	5	-	-	-	-	-	-	-	-
1998-99	2	0	2	0	-	0	4	8	1	0	1	0	-	0	4	5	1	0	1	0	-	0	0	3
1997-98	2	0	1	1	-	1	4	5	1	0	0	1	-	1	2	2	1	0	1	0	-	0	2	3
1996-97	2	1	1	0	-	2	6	7	1	1	0	0	-	2	3	2	1	0	1	0	-	0	3	5
1995-96	2	0	2	0	-	0	3	5	1	0	1	0	-	0	2	3	1	0	1	0	-	0	1	2
1994-95	-	-	-	-	-	-	-	-	-	-	-	-	-	-	-	-	-	-	-	-	-	-	-	-
1993-94	2	1	1	0	-	2	8	10	1	1	0	0	-	2	4	3	1	0	1	0	-	0	4	7
1992-93	7	2	4	1	-	5	22	26	4	1	2	1	-	3	13	15	3	1	2	0	-	2	9	11
TOTALS	49	17	24	3	5	42	134	157	26	12	9	3	2	29	78	78	23	5	15	0	3	13	56	79

INDIVIDUAL SCORING

TAMPA BAY LIGHTNING

Player	GP	G	A	P	+/-	PIM
Brayden Point	2	4	2	6	4	0
Nikita Kucherov	2	0	4	4	4	0
Alex Killorn	2	2	1	3	2	2
Brandon Hagel	2	1	2	3	4	2
Steven Stamkos	2	0	3	3	1	0
Nicholas Paul	2	1	1	2	2	0
Nick Perbix	1	1	1	2	1	0
Mikhail Sergachev	2	0	2	2	2	0
Corey Perry	2	0	0	0	-1	5
Ian Cole	2	0	0	0	0	0
Pat Maroon	2	0	0	0	-1	0
Zach Bogosian	2	0	0	0	1	2
Victor Hedman	2	0	0	0	2	2
Vladislav Namestnikov	2	0	0	0	-1	0
Pierre-Edouard Bellemare	1	0	0	0	-1	0
Erik Cernak	2	0	0	0	2	4
Anthony Cirelli	1	0	0	0	0	0
Rudolfs Balcers	1	0	0	0	0	0
Ross Colton	2	0	0	0	-1	0
Alex Barré-Boulet	1	0	0	0	0	0
Cal Foote	1	0	0	0	0	2

Power Play: 2-4 (50%)

Penalty Kill: 5-6 (83.3%)

GOALTENDING

TAMPA BAY LIGHTNING

PLAYER	GP	W	L	OT	SO	SA	SVS	SV%	GAA
Andrei Vasilevskiy	2	2	0	0	0	52	48	.923	2.00

TORONTO MAPLE LEAFS



40 Bay Street
Toronto, Ontario, Canada M5J 2X2
Phone: (416) 815-5700
Website: www.nhl.com/mapleleafs
Team Colors: Blue, White
Inaugural Season: 1917-18
Arena: Scotiabank Arena (18,819)
Stanley Cup Titles: 13 (1918, 1922, 1932, 1942, 1945, 1947, 1948, 1949, 1951, 1962, 1963, 1964, 1967)
Television: Leafs TV, Sportsnet Ontario, TSN4
Radio: CJLC-AM 590, CHUM-AM 1050

General Manager Brad Treliving
Head Coach Sheldon Keefe
Assistant Coaches Dean Chynoweth, Manny Malhotra, Mike Van Ryn, Guy Boucher
Media & Communications Managers Steve Keogh, Scott McNaughton, Chris Lund, Colin McBride

2022-23 SEASON SUMMARY

WON: 1 LOST: 2 OT: 0

AT TAMPA BAY LIGHTNING

DATE	TEAM	OPPONENT	ATTEND	GOALTENDERS	W GOAL
Dec 3, '22	Lightning 4	Maple Leafs 3	19,092	Vasilevskiy vs. Murray	Alex Killorn*
Apr 11, '23	Lightning 3	Maple Leafs 4	19,092	Vasilevskiy vs. Woll	Ryan O'Reilly

AT TORONTO MAPLE LEAFS

DATE	TEAM	OPPONENT	ATTEND	GOALTENDERS	W GOAL
Dec 20, '22	Lightning 1	Maple Leafs 4	18,962	Vasilevskiy vs. Murray	Auston Matthews

*-Overtime **-Shootout

SERIES INFORMATION

Last Lightning Win: Dec. 3, 2022 (Lightning 4 vs. Toronto 3, OT)
Last Toronto Win: April 11, 2023 (Lightning 3 vs. Toronto 4)
Last Tie: Feb. 10, 2004 (Lightning 4 vs. Toronto 4)
Last Lightning Overtime Win: Dec. 3, 2022 (Lightning 4 vs. Toronto 3, OT)
Last Toronto Overtime Win: Nov. 4, 2021 (Lightning 1 @ Toronto 2, OT)
Last Lightning Shootout Win: Feb. 26, 2018 (Lightning 4 vs. Toronto 3, SO)
Last Toronto Shootout Win: Mar. 17, 2009 (Lightning 3 vs. Toronto 4, SO)
Last Lightning Shutout: Jan. 2, 2018 (Lightning 2 @ Toronto 0)
Last Toronto Shutout: Mar. 16, 2017 (Lightning 0 vs. Toronto 5)
Last Lightning Win at Home: Dec. 3, 2022 (Lightning 4 vs. Toronto 3, OT)
Last Toronto Win at Home: Dec. 20, 2022 (Lightning 1 @ Toronto 4)
Last Lightning Win at Toronto: Dec. 9, 2021 (Lightning 5 @ Toronto 3)
Last Toronto Win at Tampa Bay: April 11, 2023 (Lightning 3 vs. Toronto 4)
Most Goals by Lightning: 8, April 21, 2022 (Lightning 8 vs. Toronto 1)
Most Goals by Toronto: 8, Mar. 12, 1993 (Lightning 2 @ Toronto 8)
Most Goals by Both Teams: 11, Oct. 12, 1996 (Lightning 7 @ Toronto 4)
Last Lightning Hat Trick: Steven Stamkos, Mar. 19, 2014 (Lightning 5 @ Toronto 3)
Last Toronto Hat Trick: Auston Matthews, April 4, 2022 (Lightning 2 vs. Toronto 6)

ALL-TIME SERIES

SEASON	OVERALL								HOME								ROAD							
	GP	W	L	T	OTL	PTS	GF	GA	GP	W	L	T	OTL	PTS	GF	GA	GP	W	L	T	OTL	PTS	GF	GA
2022-23	3	1	2	-	0	2	8	11	2	1	1	-	0	2	7	7	1	0	1	-	0	0	1	4
2021-22	4	2	1	-	1	5	16	12	2	1	1	-	0	2	10	7	2	1	0	-	1	3	6	5
2020-21	-	-	-	-	-	-	-	-	-	-	-	-	-	-	-	-	-	-	-	-	-	-	-	-
2019-20	3	1	2	-	0	2	11	9	1	0	1	-	0	0	3	4	2	1	1	-	0	2	8	5
2018-19	4	3	1	-	0	6	15	8	2	1	1	-	0	2	6	5	2	2	0	-	0	4	9	3
2017-18	4	3	1	-	0	6	12	10	2	2	0	-	0	4	7	6	2	1	1	-	0	2	5	4
2016-17	4	2	1	-	1	5	13	12	2	0	1	-	1	1	2	8	2	2	0	-	0	4	11	4
2015-16	5	4	1	-	0	8	12	9	2	2	0	-	0	4	4	0	3	2	1	-	0	4	8	9
2014-15	4	2	2	-	0	4	10	12	2	2	0	-	0	4	7	4	2	0	2	-	0	0	3	8
2013-14	4	2	2	-	0	4	11	10	2	1	1	-	0	2	4	4	2	1	1	-	0	2	7	6
2012-13	3	2	1	-	0	4	11	8	2	2	0	-	0	4	9	4	1	0	1	-	0	0	2	4
2011-12	4	0	3	-	1	1	7	20	2	0	2	-	0	0	2	10	2	0	1	-	1	1	5	10
2010-11	4	4	0	-	0	8	16	5	2	2	0	-	0	4	6	0	2	2	0	-	0	4	10	5
2009-10	4	2	1	-	1	5	11	11	2	1	1	-	0	2	6	6	2	1	0	-	1	3	5	5
2008-09	4	3	0	-	1	7	16	10	2	1	0	-	1	3	9	7	2	2	0	-	0	4	7	3
2007-08	4	2	1	-	1	5	9	12	2	2	0	-	0	4	5	3	2	0	1	-	1	1	4	9
2006-07	4	0	4	-	0	0	10	16	2	0	2	-	0	0	4	8	2	0	2	-	0	0	6	8
2005-06	4	2	2	-	0	4	9	13	2	2	0	-	0	4	5	3	2	0	2	-	0	0	4	10
2004-05	DID NOT PLAY																							
2003-04	4	2	1	1	0	5	15	12	2	1	0	1	0	3	8	7	2	1	1	0	0	2	7	5
2002-03	4	0	2	0	2	2	9	13	2	0	1	0	1	1	3	5	2	0	1	0	1	1	6	8
2001-02	4	0	4	0	0	0	7	17	2	0	2	0	0	0	3	7	2	0	2	0	0	0	4	10
2000-01	4	2	1	1	0	5	10	8	2	1	1	0	0	2	5	5	2	1	0	1	0	3	5	3
1999-00	3	0	3	0	0	0	7	13	2	0	2	0	0	0	5	9	1	0	1	0	0	0	2	4
1998-99	4	0	4	0	-	0	8	18	2	0	2	0	-	0	3	7	2	0	2	0	-	0	5	11
1997-98	2	0	2	0	-	0	4	10	1	0	1	0	-	0	2	5	1	0	1	0	-	0	2	5
1996-97	2	1	1	0	-	2	8	7	1	0	1	0	-	0	1	3	1	1	0	0	-	2	7	4
1995-96	2	1	1	0	-	2	7	7	1	0	1	0	-	0	4	5	1	1	0	0	-	2	3	2
1994-95	-	-	-	-	-	-	-	-	-	-	-	-	-	-	-	-	-	-	-	-	-	-	-	-
1993-94	3	2	1	0	-	4	3	3	1	0	1	0	-	0	0	2	2	2	0	0	-	4	3	1
1992-93	9	2	7	0	-	4	19	39	4	1	3	0	-	2	8	16	5	1	4	0	-	2	11	23
TOTALS	107	45	52	2	8	100	293	335	53	23	26	1	3	50	137	157	54	22	26	1	5	50	156	178

INDIVIDUAL SCORING

TAMPA BAY LIGHTNING

Player	GP	G	A	P	+/-	PIM
Mikhail Sergachev	3	1	2	3	-1	2
Steven Stamkos	3	0	3	3	-1	0
Alex Killorn	3	2	0	2	1	4
Vladislav Namestnikov	2	2	0	2	2	0
Nikita Kucherov	3	1	1	2	-4	6
Corey Perry	3	0	2	2	-2	5
Anthony Cirelli	3	0	2	2	1	0
Ross Colton	3	1	0	1	2	0
Nick Perbix	3	1	0	1	0	2
Brayden Point	3	0	1	1	-4	0
Erik Cernak	3	0	1	1	0	2
Ian Cole	3	0	0	0	0	6
Pat Maroon	3	0	0	0	0	7
Zach Bogosian	2	0	0	0	-1	0
Victor Hedman	3	0	0	0	1	0
Nicholas Paul	3	0	0	0	-1	2
Pierre-Edouard Bellemare	3	0	0	0	0	2
Darren Raddysh	1	0	0	0	1	0
Brandon Hagel	3	0	0	0	-2	4
Michael Eyssimont	1	0	0	0	-1	2

Power Play: 2-15 (13.3%)

Penalty Kill: 9-13 (69.2%)

GOALTENDING

TAMPA BAY LIGHTNING

PLAYER	GP	W	L	OT	SO	SA	SVS	SV%	GAA
Andrei Vasilevskiy	3	1	2	0	0	101	92	.911	3.06



800 Griffiths Way
Vancouver, British Columbia, Canada V6B 6G1
Phone: (604) 899-4600
Website: www.nhl.com/canucks
Team Colors: Blue, Green, Silver, White
Inaugural Season: 1970-71
Arena: Rogers Arena (18,870)
Stanley Cup Titles: None
Television: Sportsnet Pacific, Sportsnet One
Radio: Sportsnet 650

General Manager Patrik Allvin
Head Coach Rick Tocchet
Assistant Coaches Adam Foote, Mike Yeo
Media & Communications Managers Craig MacEwen, Victoria Ullrich, Marcus Anderson

2022-23 SEASON SUMMARY

WON: 2 LOST: 0 OT:0

AT TAMPA BAY LIGHTNING

DATE	TEAM	OPPONENT	ATTEND	GOALTENDERS	W GOAL
Jan 12, '23	Lightning 5	Canucks 4	19,092	Vasilevskiy vs. Delia	Steven Stamkos

AT VANCOUVER CANUCKS

DATE	TEAM	OPPONENT	ATTEND	GOALTENDERS	W GOAL
Jan 18, '23	Lightning 5	Canucks 2	18,792	Elliott vs. Delia/Martin	Brayden Point

SERIES INFORMATION

Last Lightning Win: Jan. 18, 2023 (Lightning 5 @ Vancouver 2)
Last Vancouver Win: Oct. 11, 2018 (Lightning 1 vs. Vancouver 4)
Last Tie: Dec. 10, 2001 (Lightning 1 @ Vancouver 1)
Last Lightning Overtime Win: Jan. 9, 2016 (Lightning 3 @ Vancouver 2, OT)
Last Vancouver Overtime Win: Jan. 21, 2004 (Lightning 4 @ Vancouver 5, OT)
Last Lightning Shootout Win: None
Last Vancouver Shootout Win: Jan. 10, 2012 (Lightning 4 vs. Vancouver 5, SO)
Last Lightning Shutout: None
Last Vancouver Shutout: Jan. 4, 1993 (Lightning 0 @ Vancouver 7)
Last Lightning Win at Home: Jan. 12, 2023 (Lightning 5 vs. Vancouver 4)
Last Vancouver Win at Home: Dec. 16, 2016 (Lightning 2 @ Vancouver 4)
Last Lightning Win at Vancouver: Jan. 18, 2023 (Lightning 5 @ Vancouver 2)
Last Vancouver Win at Tampa Bay: Oct. 11, 2018 (Vancouver 4 @ Lightning 1)
Most Goals by Lightning: 9, Jan. 7, 2020 (Lightning 9 vs. Vancouver 2)
Most Goals by Vancouver: 9, Jan. 6, 1996 (Lightning 2 @ Vancouver 9)
Most Goals by Both Teams: 11, 3x, Last: Jan. 7, 2020 (Lightning 9 vs. Vancouver 2)
Last Lightning Hat Trick: Steven Stamkos, Jan. 18, 2023 (Lightning 5 @ Vancouver 2)
Last Vancouver Hat Trick: Alexander Mogilny, Jan. 6, 1996 (Lightning 2 @ Vancouver 9)

ALL-TIME SERIES

SEASON	OVERALL								HOME								ROAD							
	GP	W	L	T	OTL	PTS	GF	GA	GP	W	L	T	OTL	PTS	GF	GA	GP	W	L	T	OTL	PTS	GF	GA
2022-23	2	2	0	-	0	4	10	6	1	1	0	-	0	2	5	4	1	1	0	-	0	2	5	2
2021-22	2	2	0	-	0	4	6	3	1	1	0	-	0	2	4	2	1	1	0	-	0	2	2	1
2020-21	-	-	-	-	-	-	-	-	-	-	-	-	-	-	-	-	-	-	-	-	-	-	-	
2019-20	1	1	0	-	0	2	9	2	1	1	0	-	0	2	9	2	-	-	-	-	-	-	-	
2018-19	2	1	1	-	0	2	6	6	1	0	1	-	0	0	1	4	1	1	0	-	0	2	5	2
2017-18	2	2	0	-	0	4	9	4	1	1	0	-	0	2	5	2	1	1	0	-	0	2	4	2
2016-17	2	0	2	-	0	0	3	9	1	0	1	-	0	0	1	5	1	0	1	-	0	0	2	4
2015-16	2	1	1	-	0	2	4	4	1	0	1	-	0	0	1	2	1	1	0	-	0	2	3	2
2014-15	2	2	0	-	0	4	8	3	1	1	0	-	0	2	4	1	1	1	0	-	0	2	4	2
2013-14	2	2	0	-	-	4	8	5	1	1	0	-	0	2	4	3	1	1	0	-	0	2	4	2
2012-13	-	-	-	-	-	-	-	-	-	-	-	-	-	-	-	-	-	-	-	-	-	-	-	
2011-12	1	0	0	-	1	1	4	4	1	0	0	-	1	1	4	4	-	-	-	-	-	-	-	
2010-11	1	1	0	-	0	2	5	4	-	-	-	-	-	-	-	-	1	1	0	-	0	2	5	4
2009-10	1	1	0	-	0	2	3	1	1	1	0	-	0	2	3	1	-	-	-	-	-	-	-	
2008-09	1	0	1	-	0	0	1	2	-	-	-	-	-	-	-	-	1	0	1	-	0	0	1	2
2007-08	1	1	0	-	0	2	4	3	1	1	0	-	0	2	4	3	-	-	-	-	-	-	-	
2006-07	1	0	1	-	0	0	1	5	-	-	-	-	-	-	-	-	1	0	1	-	0	0	1	5
2005-06	-	-	-	-	-	-	-	-	-	-	-	-	-	-	-	-	-	-	-	-	-	-	-	
2004-05	DID NOT PLAY																							
2003-04	1	0	0	0	1	1	4	5	-	-	-	-	-	-	-	-	1	0	0	0	1	1	4	5
2002-03	1	0	1	0	0	0	3	5	1	0	1	0	0	0	3	5	-	-	-	-	-	-	-	
2001-02	1	0	0	1	0	1	1	1	-	-	-	-	-	-	-	-	1	0	0	1	0	1	1	1
2000-01	1	0	1	0	0	0	4	5	1	0	1	0	0	0	4	5	-	-	-	-	-	-	-	
1999-00	2	0	0	1	1	2	8	9	1	0	0	0	1	1	5	6	1	0	0	1	0	1	3	3
1998-99	1	1	0	0	-	2	3	2	1	1	0	0	-	2	3	2	-	-	-	-	-	-	-	
1997-98	2	1	1	0	-	2	6	7	1	1	0	0	-	2	4	2	1	0	1	0	-	0	2	5
1996-97	2	0	2	0	-	0	4	8	1	0	1	0	-	0	2	5	1	0	1	0	-	0	2	3
1995-96	2	1	1	0	-	2	7	13	1	1	0	0	-	2	5	4	1	0	1	0	-	0	2	9
1994-95	-	-	-	-	-	-	-	-	-	-	-	-	-	-	-	-	-	-	-	-	-	-	-	
1993-94	2	0	2	0	-	0	3	6	1	0	1	0	-	0	2	3	1	0	1	0	-	0	1	3
1992-93	3	0	3	0	-	0	5	16	1	0	1	0	-	0	3	5	2	0	2	0	-	0	2	11
TOTALS	41	19	17	2	3	43	129	138	21	11	8	0	2	24	76	70	20	8	9	2	1	19	53	68

INDIVIDUAL SCORING

TAMPA BAY LIGHTNING

Player	GP	G	A	P	+/-	PIM
Steven Stamkos	2	4	1	5	3	2
Nikita Kucherov	2	2	2	4	2	0
Alex Killorn	2	1	3	4	2	2
Brayden Point	2	1	3	4	3	0
Brandon Hagel	2	1	2	3	2	0
Ross Colton	2	0	2	2	1	0
Nick Perbix	1	0	2	2	2	0
Corey Perry	2	1	0	1	0	0
Erik Cernak	2	0	1	1	-2	2
Mikhail Sergachev	2	0	1	1	5	0
Ian Cole	2	0	0	0	-2	2
Pat Maroon	2	0	0	0	1	0
Zach Bogosian	2	0	0	0	2	0
Victor Hedman	2	0	0	0	3	0
Vladislav Namestnikov	2	0	0	0	0	2
Nicholas Paul	2	0	0	0	-1	2
Pierre-Edouard Bellemare	2	0	0	0	0	17
Anthony Cirelli	2	0	0	0	2	0
Cal Foote	1	0	0	0	2	0

Power Play: 2-4 (50%)
Penalty Kill: 4-7 (57.1%)

GOALTENDING

TAMPA BAY LIGHTNING

PLAYER	GP	W	L	OT	SO	SA	SVS	SV%	GAA
Andrei Vasilevskiy	1	1	0	0	0	40	36	.900	4.00
Brian Elliott	1	1	0	0	0	39	37	.949	2.00

VEGAS GOLDEN KNIGHTS



3780 S Las Vegas Blvd.
Las Vegas, NV 89158
Phone: (702) 790-2663
Website: www.nhl.com/goldenknights
Team Colors: Steel Grey, Gold, Red, Black
Inaugural Season: 2017-18
Arena: T-Mobile Arena (17,367)
Stanley Cup Titles: 2023
Television: AT&T SportsNet
Radio: FOX Sports 98.9 Fm/1340AM

General Manager Kelly McCrimmon
Head Coach Bruce Cassidy
Assistant Coaches John Stevens,
Dominique Ducharme,
Joel Ward
Media & Communications Manager Nate Ewell,
Garrett Calloway

SERIES INFORMATION

Last Lightning Win: Dec. 21, 2021 (Lightning 4 @ Vegas 3)
Last Vegas Win: Mar. 9, 2023 (Lightning 3 vs. Vegas 4, OT)
Last Tie: None
Last Lightning Overtime Win: None
Last Vegas Overtime Win: Mar. 9, 2023 (Lightning 3 vs. Vegas 4, OT)
Last Lightning Shootout Win: None
Last Vegas Shootout Win: Jan. 29, 2022 (Lightning 2 vs. Vegas 3, SO)
Last Lightning Shutout: None
Last Vegas Shutout: None
Last Lightning Win at Home: Feb. 4, 2020 (Lightning 4 vs. Vegas 2)
Last Vegas Win at Home: Feb. 18, 2023 (Lightning 4 @ Vegas 5)
Last Lightning Win at Vegas: Dec. 21, 2021 (Lightning 4 @ Vegas 3)
Last Vegas Win at Tampa Bay: Mar. 9, 2023 (Lightning 3 vs. Vegas 4, OT)
Most Goals by Lightning: 4, 3x, Last: Feb. 18, 2023 (Lightning 4 @ Vegas 5)
Most Goals by Vegas: 5, 2x, Last: Feb. 18, 2023 (Lightning 4 @ Vegas 5)
Most Goals by Both Teams: 9, Feb. 18, 2023 (Lightning 4 @ Vegas 5)
Last Lightning Hat Trick: None
Last Vegas Hat Trick: None

2022-23 SEASON SUMMARY

WON: 0 LOST: 1 OT: 1

AT TAMPA BAY LIGHTNING

DATE	TEAM	OPPONENT	ATTEND	GOALTENDERS	W GOAL
Mar 9, '23	Lightning 3	Golden Knights 4	19,092	Vasilevskiy vs. Quick	Alec Martinez*

AT VEGAS GOLDEN KNIGHTS

DATE	TEAM	OPPONENT	ATTEND	GOALTENDERS	W GOAL
Feb 18, '23	Lightning 4	Golden Knights 5	18,317	Vasilevskiy vs. Hill	Nicolas Roy

*-Overtime **-Shootout

ALL-TIME SERIES

SEASON	OVERALL								HOME								ROAD							
	GP	W	L	T	OTL	PTS	GF	GA	GP	W	L	T	OTL	PTS	GF	GA	GP	W	L	T	OTL	PTS	GF	GA
2022-23	2	0	1	-	1	1	7	9	1	0	0	-	1	1	3	4	1	0	1	--	0	0	4	5
2021-22	2	1	0	-	1	3	6	5	1	0	0	-	1	1	2	2	1	1	0	-	0	2	4	3
2020-21	-	-	-	-	-	-	-	-	-	-	-	-	-	-	-	-	-	-	-	-	-	-	-	-
2019-20	2	1	1	-	0	2	7	7	1	1	0	-	0	2	4	2	1	0	1	-	0	0	3	5
2018-19	2	1	0	-	1	3	5	4	1	0	0	-	1	1	2	2	1	1	0	-	0	2	3	2
2017-18	2	0	2	-	0	0	4	8	1	0	1	-	0	0	1	4	1	0	1	-	0	0	3	4
TOTALS	10	3	4	-	3	9	29	33	5	1	1	-	3	5	12	14	5	2	3	-	0	4	17	19

INDIVIDUAL SCORING

TAMPA BAY LIGHTNING

Player	GP	G	A	P	+/-	PIM
Nikita Kucherov	2	1	3	4	-2	0
Mikhail Sergachev	2	0	4	4	2	0
Brayden Point	2	2	1	3	-3	0
Corey Perry	2	1	1	2	1	12
Steven Stamkos	2	1	1	2	-3	4
Vladislav Namestnikov	1	1	1	2	2	0
Victor Hedman	1	0	2	2	-2	0
Pierre-Edouard Bellemare	1	1	0	1	2	0
Alex Killorn	2	0	0	0	-1	0
Ian Cole	2	0	0	0	-1	0
Pat Maroon	2	0	0	0	-1	14
Zach Bogosian	2	0	0	0	0	12
Nicholas Paul	2	0	0	0	0	2
Haydn Fleury	1	0	0	0	-1	12
Erik Cernak	1	0	0	0	-1	0
Anthony Cirelli	2	0	0	0	-1	0
Ross Colton	2	0	0	0	0	0
Brandon Hagel	2	0	0	0	-3	0
Michael Eyssimont	1	0	0	0	0	14
Tanner Jeannot	1	0	0	0	0	5
Cal Foote	1	0	0	0	-1	0
Nick Perbix	2	0	0	0	0	0

Power Play: 2-8 (25%)
Penalty Kill: 3-4 (75%)

GOALTENDING

TAMPA BAY LIGHTNING

PLAYER	GP	W	L	OT	SO	SA	SVS	SV%	GAA
Andrei Vasilevskiy	2	0	1	1	0	46	38	.826	3.97



601 F Street NW
Washington, D.C., 20004
Phone: (202) 266-2200
Website: www.nhl.com/capitals
Team Colors: Red, Navy, White
Inaugural Season: 1974-75
Arena: Capital One Arena (18,573)
Stanley Cup Titles: 2018
Television: NBC Sports Washington
Radio: Capitals Radio Network

General Manager Brian MacLellan
Head Coach Spencer Carbery
Assistant Coaches Scott Allen, Kenny McCudden, Kirk Miller, Mitch Love

Media & Communications Managers Sergey Kocharov, Megan Eichenberg, Chase Pyke, Alex D'Agostino

SERIES INFORMATION

Last Lightning Win: Mar. 30, 2023 (Lightning 5 vs. Washington 1)
Last Washington Win: Nov. 11, 2022 (Lightning 1 @ Washington 5)
Last Tie: Oct. 23, 2001 (Lightning 1 vs. Washington 1)
Last Lightning Overtime Win: Oct. 16, 2021 (Lightning 2 @ Washington 1, OT)
Last Washington Overtime Win: Nov. 29, 2019 (Lightning 3 @ Washington 4, OT)
Last Lightning Shootout Win: Dec. 3, 2016 (Lightning 2 vs. Washington 1, SO)
Last Washington Shootout Win: Dec. 10, 2013 (Lightning 5 @ Washington 6, SO)
Last Lightning Shutout: April 13, 2014 (Lightning 1 @ Washington 0, SO)
Last Washington Shutout: Dec. 23, 2016 (Lightning 0 @ Washington 4)
Last Lightning Win at Home: Mar. 30, 2023 (Lightning 5 vs. Washington 1)
Last Washington Win at Home: Nov. 11, 2022 (Lightning 1 @ Washington 5)
Last Lightning Win at Washington: Oct. 16, 2021 (Lightning 2 @ Washington 1, OT)
Last Washington Win at Tampa Bay: Dec. 14, 2019 (Lightning 2 vs. Washington 5)
Most Goals by Lightning: 7, Jan. 12, 2010 (Lightning 7 vs. Washington 4)
Most Goals by Washington: 10, Feb. 3, 1999 (Lightning 1 @ Washington 10)
Most Goals by Both Teams: 11, 5x, Last: Dec. 10, 2013 (Lightning 5 @ Washington 6, SO)
Last Lightning Hat Trick: Alex Killorn, March 16, 2019 (Lightning 6 vs. Washington 3)
Last Washington Hat Trick: T.J. Oshie, Mar. 18, 2017 (Lightning 3 vs. Washington 5)

2022-23 SEASON SUMMARY

WON: 2 LOST: 1 OT: 0

AT TAMPA BAY LIGHTNING

DATE	TEAM	OPPONENT	ATTEND	GOALTENDERS	W GOAL
Nov 13, '22	Lightning 6	Capitals 3	19,092	Vasilevskiy vs. Lindgren/Kuemper	Mikhail Sergachev
Mar 30, '23	Lightning 5	Capitals 1	19,092	Vasilevskiy vs. Kuemper	Steven Stamos

AT WASHINGTON CAPITALS

DATE	TEAM	OPPONENT	ATTEND	GOALTENDERS	W GOAL
Nov 11, '22	Lightning 1	Capitals 5	18,573	Vasilevskiy vs. Kuemper	Sonny Milano

ALL-TIME SERIES

SEASON	OVERALL								HOME								ROAD							
	GP	W	L	T	OTL	PTS	GF	GA	GP	W	L	T	OTL	PTS	GF	GA	GP	W	L	T	OTL	PTS	GF	GA
2022-23	3	2	1	-	0	4	12	9	2	2	0	-	0	4	11	4	1	0	1	-	0	0	1	5
2021-22	3	2	1	-	0	4	8	7	1	1	0	-	0	2	3	2	2	1	1	-	0	2	5	5
2020-21	-	-	-	-	-	-	-	-	-	-	-	-	-	-	-	-	-	-	-	-	-	-	-	-
2019-20	3	0	2	-	1	1	6	12	1	0	1	-	0	0	2	5	2	0	1	-	1	1	4	7
2018-19	3	2	1	-	0	4	14	13	2	1	1	-	0	2	9	9	1	1	0	-	0	2	5	4
2017-18	3	2	1	-	0	4	9	8	1	1	0	-	0	2	4	3	2	1	1	-	0	2	5	5
2016-17	3	1	2	-	0	2	4	10	2	1	1	-	0	2	4	6	1	0	1	-	0	0	0	4
2015-16	3	0	3	-	0	0	6	11	1	0	1	-	0	0	1	2	2	0	2	-	0	0	5	9
2014-15	3	1	2	-	0	2	9	12	2	1	1	-	0	2	7	8	1	0	1	-	0	0	2	4
2013-14	3	1	1	-	1	3	8	9	1	0	1	-	0	0	3	4	2	1	0	-	1	3	5	5
2012-13	4	1	2	-	1	3	16	17	2	1	1	-	0	2	9	7	2	0	1	-	1	1	7	10
2011-12	6	3	1	-	2	8	20	18	3	3	0	-	0	6	10	6	3	0	1	-	2	2	10	12
2010-11	6	2	3	-	1	5	10	18	3	1	1	-	1	3	6	6	3	1	2	-	0	2	4	12
2009-10	6	2	4	-	0	4	17	20	3	1	2	-	0	2	8	10	3	1	2	-	0	2	9	10
2008-09	6	0	6	-	0	0	14	30	3	0	3	-	0	0	5	14	3	0	3	-	0	0	9	16
2007-08	8	2	5	-	1	5	23	26	4	1	2	-	1	3	12	12	4	1	3	-	0	2	11	14
2006-07	8	6	2	-	0	12	30	32	4	3	1	-	0	6	14	13	4	3	1	-	0	6	16	19
2005-06	8	4	2	-	2	10	23	19	4	3	1	-	0	6	14	9	4	1	1	-	2	4	9	10
2004-05	DID NOT PLAY																							
2003-04	6	4	2	0	0	8	21	15	3	2	1	0	0	4	9	8	3	2	1	0	0	4	12	7
2002-03	5	2	3	0	0	4	9	14	3	2	1	0	0	4	7	8	2	0	2	0	0	0	2	6
2001-02	5	0	4	1	0	1	7	15	2	0	1	1	0	1	3	5	3	0	3	0	0	0	4	10
2000-01	5	1	4	0	0	2	11	16	3	1	2	0	0	2	9	10	2	0	2	0	0	0	2	6
1999-00	5	0	5	0	0	0	10	25	2	0	2	0	0	0	5	10	3	0	3	0	0	0	5	15
1998-99	5	2	3	0	-	4	13	27	3	1	2	0	-	2	7	15	2	1	1	0	-	2	6	12
1997-98	5	3	2	0	-	6	16	15	2	1	1	0	-	2	7	5	3	2	1	0	-	4	9	10
1996-97	5	1	4	0	-	2	12	17	3	1	2	0	-	2	6	6	2	0	2	0	-	0	6	11
1995-96	6	2	2	2	-	6	9	11	3	1	1	1	-	3	6	7	3	1	1	1	-	3	3	4
1994-95	4	0	3	1	-	1	4	11	2	0	2	0	-	0	2	7	2	0	1	1	-	1	2	4
1993-94	5	1	3	1	-	3	13	21	2	0	2	0	-	0	1	7	3	1	1	1	-	3	12	14
1992-93	2	0	1	1	-	1	5	7	1	0	1	0	-	0	3	5	1	0	0	1	-	1	2	2
TOTALS	137	47	75	6	9	109	359	465	68	29	35	2	2	62	187	213	69	18	40	4	7	47	172	252

INDIVIDUAL SCORING

TAMPA BAY LIGHTNING

Player	GP	G	A	P	+/-	PIM
Mikhail Sergachev	3	2	3	5	-1	0
Alex Killorn	3	1	3	4	4	0
Steven Stamkos	3	1	3	4	2	2
Pat Maroon	3	2	1	3	3	24
Nick Perbix	3	2	1	3	2	2
Nikita Kucherov	3	1	1	2	-4	4
Pierre-Edouard Bellemare	3	0	2	2	1	7
Anthony Cirelli	1	0	2	2	3	0
Nicholas Paul	3	1	0	1	2	0
Erik Cernak	2	1	0	1	3	0
Cole Koepke	2	1	0	1	-1	0
Ian Cole	3	0	1	1	3	0
Brayden Point	3	0	1	1	-1	0
Brandon Hagel	3	0	1	1	-3	4
Corey Perry	3	0	0	0	0	9
Victor Hedman	3	0	0	0	-2	2
Vladislav Namestnikov	2	0	0	0	-3	5
Haydn Fleury	1	0	0	0	-2	0
Darren Raddysh	1	0	0	0	-1	2
Philippe Myers	1	0	0	0	-2	0
Ross Colton	3	0	0	0	-4	8
Tanner Jeannot	1	0	0	0	0	0
Cal Foote	1	0	0	0	0	0

Power Play: 3-9 (33.3%)
Penalty Kill: 16-16 (100%)

GOALTENDING

TAMPA BAY LIGHTNING

PLAYER	GP	W	L	OT	SO	SA	SVS	SV%	GAA
Andrei Vasilevskiy	3	2	1	0	0	77	68	.883	3.00

WINNIPEG JETS



300 Portage Avenue
Winnipeg, Manitoba, Canada R3C 5S4
Phone: (204) 987-7825
Website: www.nhl.com/jets
Team Colors: Navy, Blue, Silver, White
Inaugural Season: 1999-00 (Relocated from Atlanta in 2011)
Arena: Canada Life Centre (15,325)
Stanley Cup Titles: None
Television: TSN
Radio: 680 CJOB (680 AM)

General Manager Kevin Cheveldayoff
Head Coach Rick Bowness
Associate/Assistant Coaches Scott Arniel, Brad Lauer, Marty Johnston, Wade Flaherty
Media & Communications Manager Rob Wozny, Scott Brown, Greger Buer, Scott Unger

2022-23 SEASON SUMMARY

WON: 0 LOST: 2 OT: 0

AT TAMPA BAY LIGHTNING

DATE	TEAM	OPPONENT	ATTEND	GOALTENDERS	W GOAL
Mar 12, '23	Lightning 2	Jets 3	19,092	Vasilevskiy vs. Hellebuyck	Morgan Barron

AT WINNIPEG JETS

DATE	TEAM	OPPONENT	ATTEND	GOALTENDERS	W GOAL
Jan 6, '23	Lightning 2	Jets 4	15,325	Vasilevskiy vs. Hellebuyck	Kyle Connor

SERIES INFORMATION

Last Lightning Win: April 16, 2022 (Lightning 7 vs. Winnipeg 4)
Last Winnipeg Win: March 12, 2023 (Lightning 2 vs. Winnipeg 3)
Last Tie: Feb. 14, 2003 (Lightning 2 @ Atlanta 2)
Last Lightning Overtime Win: Dec. 9, 2017 (Lightning 4 vs. Winnipeg 3, OT)
Last Winnipeg Overtime Win: Dec. 16, 2018 (Lightning 4 @ Winnipeg 5, OT)
Last Lightning Shootout Win: Feb. 18, 2016 (Lightning 6 vs. Winnipeg 5, SO)
Last Winnipeg Shootout Win: April 16, 2013 (Lightning 3 @ Winnipeg 4, SO)
Last Lightning Shutout: Oct. 29, 2011 (Lightning 1 vs. Winnipeg 0)
Last Winnipeg Shutout: March 31, 2008 (Lightning 0 vs. Atlanta 2)
Last Lightning Win at Home: April 16, 2022 (Lightning 7 vs. Winnipeg 4)
Last Winnipeg Win at Home: Jan. 6, 2023 (Lightning 2 @ Winnipeg 4)
Last Lightning Win at Winnipeg: Jan. 17, 2020 (Lightning 7 @ Winnipeg 1)
Last Winnipeg Win at Tampa Bay: Mar. 12, 2023 (Lightning 2 vs. Winnipeg 3)
Most Goals by Lightning: 8, 4x, Last: Feb. 1, 2013 (Lightning 8 vs. Winnipeg 3)
Most Goals by Winnipeg: 7, Mar. 8, 2022 (Lightning 4 @ Winnipeg 7)
Most Goals by Both Teams: 13, Oct. 18, 2002 (Lightning 8 vs. Atlanta 5)
Last Lightning Hat Trick: Anthony Cirelli, Jan. 17, 2020 (Lightning 7 @ Winnipeg 1)
Last Winnipeg Hat Trick: Ilya Kovalchuk, Nov. 3, 2007 (Lightning 4 vs. Atlanta 6)

ALL-TIME SERIES

SEASON	OVERALL								HOME								ROAD							
	GP	W	L	T	OTL	PTS	GF	GA	GP	W	L	T	OTL	PTS	GF	GA	GP	W	L	T	OTL	PTS	GF	GA
2022-23	2	0	2	-	0	0	4	7	1	0	1	-	0	0	2	3	1	0	1	-	0	0	2	4
2021-22	2	1	1	-	0	2	11	11	1	1	0	-	0	2	7	4	1	0	1	-	0	0	4	7
2020-21	-	-	-	-	-	-	-	-	-	-	-	-	-	-	-	-	-	-	-	-	-	-	-	
2019-20	2	1	1	-	0	2	10	5	1	0	1	-	0	0	3	4	1	1	0	-	0	2	7	1
2018-19	2	1	0	-	1	3	9	7	1	1	0	-	0	2	5	2	1	0	0	-	1	1	4	5
2017-18	2	1	1	-	0	2	5	6	1	1	0	-	0	2	4	3	1	0	1	-	0	0	1	3
2016-17	2	1	1	-	0	2	8	7	1	0	1	-	0	0	4	6	1	1	0	-	0	2	4	1
2015-16	2	2	0	-	0	4	9	8	1	1	0	-	0	2	5	5	1	1	0	-	0	2	4	3
2014-15	2	1	1	-	0	2	5	4	1	0	1	-	0	0	1	2	1	1	0	-	0	2	4	2
2013-14	2	1	0	-	1	3	5	4	1	0	0	-	1	1	1	2	1	1	0	-	0	2	4	2
2012-13	4	1	2	-	1	3	14	11	2	1	1	-	0	2	9	5	2	0	1	-	1	1	5	6
2011-12	6	3	2	-	1	7	14	16	3	2	0	-	1	5	5	4	3	1	2	-	0	2	9	12
2010-11	6	6	0	-	0	12	23	11	3	3	0	-	0	6	13	5	3	3	0	-	0	6	10	6
2009-10	6	5	1	-	0	10	20	16	3	3	0	-	0	6	11	6	3	2	1	-	0	4	9	10
2008-09	6	2	3	-	1	5	16	19	3	1	1	-	1	3	7	8	3	1	2	-	0	2	9	11
2007-08	8	2	4	-	2	6	22	28	4	2	2	-	0	4	15	12	4	0	2	-	2	2	7	16
2006-07	8	5	2	-	1	11	26	16	4	3	1	-	0	6	16	6	4	2	1	-	1	5	10	10
2005-06	8	5	3	-	0	10	25	24	4	2	2	-	0	4	12	17	4	3	1	-	0	6	13	7
2004-05	DID NOT PLAY																							
2003-04	6	3	3	0	0	6	15	13	3	2	1	0	0	4	9	6	3	1	2	0	0	2	6	7
2002-03	5	2	1	1	1	6	16	16	3	2	0	0	1	5	12	8	2	0	1	1	0	1	4	8
2001-02	5	2	1	2	0	6	18	14	2	2	0	0	0	4	9	4	3	0	1	2	0	2	9	10
2000-01	5	3	2	0	0	6	20	14	3	2	1	0	0	4	13	6	2	1	1	0	0	2	7	8
1999-00	5	1	3	1	0	3	14	20	2	1	0	1	0	3	6	5	3	0	3	0	0	0	8	15
TOTALS	96	49	34	4	9	111	309	277	48	30	13	1	4	65	169	123	48	19	21	3	5	46	140	154

INDIVIDUAL SCORING

TAMPA BAY LIGHTNING

Player	GP	G	A	P	+/-	PIM
Anthony Cirelli	2	2	2	4	4	7
Brandon Hagel	2	0	2	2	1	0
Alex Killorn	2	1	0	1	2	0
Nikita Kucherov	2	1	0	1	-1	0
Ian Cole	2	0	1	1	2	0
Steven Stamkos	2	0	1	1	0	2
Corey Perry	2	0	0	0	-2	0
Pat Maroon	2	0	0	0	0	0
Victor Hedman	1	0	0	0	0	0
Vladislav Namestnikov	1	0	0	0	0	4
Nicholas Paul	2	0	0	0	-1	2
Pierre-Edouard Bellemare	1	0	0	0	0	0
Haydn Fleury	1	0	0	0	0	0
Brayden Point	2	0	0	0	-2	0
Darren Raddysh	1	0	0	0	0	0
Erik Cernak	2	0	0	0	1	0
Mikhail Sergachev	2	0	0	0	-2	0
Ross Colton	2	0	0	0	-1	2
Michael Eyssimont	1	0	0	0	-1	0
Tanner Jeannot	1	0	0	0	-1	0
Cal Foote	1	0	0	0	1	6
Nick Perbix	2	0	0	0	-1	0

Power Play: 0-7 (0%)
Penalty Kill: 5-8 (62.5%)

GOALTENDING

TAMPA BAY LIGHTNING

PLAYER	GP	W	L	OT	SO	SA	SVS	SV%	GAA
Andrei Vasilevskiy	2	0	2	0	0	41	35	.854	3.09



86

NIKITA

KUCHEROV

HISTORY & RECORDS

**BE THE
THUNDER**

SEASON RECORDS

OVERALL										
SEASON	GP	W	L	T	OTL	PTS	PCT	GF	GA	FINISH, PLAYOFF RESULT
2022-23	82	46	30	-	6	98	.598	280	252	3rd, Atlantic, Conf. Quarterfinals
2021-22	82	51	23	-	8	110	.671	285	228	3rd, Atlantic, Stanley Cup Final
2020-21	56	36	17	-	3	75	.670	180	145	3rd, Central, Won Stanley Cup
2019-20	70	43	21	-	6	92	.657	243	194	2nd, Atlantic, Won Stanley Cup
2018-19	82	62	16	-	4	128	.780	319	221	1st, Atlantic, Conf. Quarterfinals
2017-18	82	64	23	-	5	113	.689	290	234	1st, Atlantic, Conf. Finals
2016-17	82	42	30	-	10	94	.573	230	224	5th, Atlantic, Out of Playoffs
2015-16	82	46	31	-	5	97	.591	227	201	2nd, Atlantic, Conf. Finals
2014-15	82	50	24	-	8	108	.659	262	211	2nd, Atlantic, Stanley Cup Final
2013-14	82	46	27	-	9	101	.616	240	215	2nd, Atlantic, Conf. Quarterfinals
2012-13	48	18	26	-	4	40	.417	148	150	4th, Southeast, Out of Playoffs
2011-12	82	38	36	-	8	84	.532	235	281	3rd, Southeast, Out of Playoffs
2010-11	82	46	25	-	11	103	.628	247	240	2nd, Southeast, Conf. Finals
2009-10	82	=34	36	-	12	80	.488	217	260	4th, Southeast, Out of Playoffs
2008-09	82	24	40	-	18	66	.402	210	279	5th, Southeast, Out of Playoffs
2007-08	82	31	42	-	9	71	.433	223	267	5th, Southeast, Out of Playoffs
2006-07	82	44	33	-	5	93	.567	253	261	2nd, Southeast, Conf. Quarterfinals
2005-06	82	43	33	-	6	92	.561	252	260	2nd, Southeast, Conf. Quarterfinals
2004-05						DID NOT PLAY				
2003-04	82	46	22	8	6	106	.646	245	192	1st, Southeast, Won Stanley Cup
2002-03	82	36	25	16	5	93	.567	219	210	1st, Southeast, Conf. Semifinals
2001-02	82	27	40	11	4	69	.421	178	219	3rd, Southeast, Out of Playoffs
2000-01	82	24	47	6	5	59	.360	201	280	5th, Southeast, Out of Playoffs
1999-00	82	19	47	9	7	54	.329	204	310	4th, Southeast, Out of Playoffs
1998-99	82	19	54	9	-	47	.287	179	292	4th, Southeast, Out of Playoffs
1997-98	82	17	55	10	-	44	.268	151	269	7th, Atlantic, Out of Playoffs
1996-97	82	32	40	10	-	74	.451	217	247	6th, Atlantic, Out of Playoffs
1995-96	82	38	32	12	-	88	.537	238	248	5th, Atlantic, Conf Quarterfinals
1994-95	48	17	28	3	-	37	.385	120	144	6th, Atlantic, Out of Playoffs
1993-94	84	30	43	11	-	71	.423	224	251	7th, Atlantic, Out of Playoffs
1992-93	84	23	54	7	-	53	.315	245	332	6th, Norris, Out of Playoffs
TOTALS	2,358	1,082	1,000	112	164	2,440	.517	6,713	7,067	

HOME							
SEASON	GP	W	L	T	OTL	PTS	PCT
2022-23	41	28	8	-	5	61	.744
2021-22	41	27	5	-	6	60	.732
2020-21	28	21	7	-	0	42	.750
2019-20	34	22	10	-	2	46	.676
2018-19	41	32	7	-	2	66	.805
2017-18	41	29	10	-	2	60	.732
2016-17	41	23	14	-	4	50	.610
2015-16	41	25	13	-	3	53	.646
2014-15	41	32	8	-	1	65	.793
2013-14	41	25	10	-	6	56	.683
2012-13	24	12	10	-	2	26	.542
2011-12	41	25	14	-	2	52	.634
2010-11	41	25	11	-	5	65	.671
2009-10	41	21	14	-	6	48	.585
2008-09	41	12	18	-	11	35	.427
2007-08	41	20	18	-	3	43	.524
2006-07	41	22	18	-	1	45	.549
2005-06	41	25	14	-	2	52	.634
2004-05						DID NOT PLAY	
2003-04	41	24	10	4	3	55	.671
2002-03	41	22	9	7	3	54	.659
2001-02	41	16	17	5	3	40	.488
2000-01	41	17	19	3	2	39	.476
1999-00	41	13	20	4	4	34	.415
1998-99	41	12	25	4	-	28	.341
1997-98	41	11	29	1	-	29	.354
1996-97	41	15	18	8	-	38	.463
1995-96	41	22	14	5	-	49	.598
1994-95	24	10	14	0	-	20	.417
1993-94	42	14	22	6	-	34	.405
1992-93	42	12	27	3	-	27	.321
TOTALS	1,178	614	430	56	78	1,362	.578

AGAINST EASTERN CONFERENCE							
SEASON	GP	W	L	T	OTL	PTS	PCT
2022-23	50	25	22	-	3	53	.530
2021-22	50	29	16	-	5	63	.630
2020-21	NO CONFERENCES FOR 2020-21 NHL SEASON						
2019-20	43	28	12	-	3	59	.686
2018-19	52	44	8	-	0	88	.846
2017-18	52	33	14	-	5	71	.683
2016-17	54	30	18	-	6	66	.611
2015-16	54	30	21	-	3	63	.583
2014-15	54	34	15	-	5	73	.676
2013-14	54	32	16	-	6	70	.648
2012-13	48	18	26	-	4	40	.417
2011-12	64	29	29	-	6	64	.500
2010-11	64	36	19	-	9	81	.633
2009-10	64	28	29	-	7	63	.492
2008-09	64	18	31	-	15	51	.398
2007-08	72	27	36	-	9	63	.438
2006-07	72	39	29	-	4	82	.569
2005-06	72	36	30	-	6	78	.542
2004-05	DID NOT PLAY						
2003-04	64	38	19	5	2	83	.648
2002-03	60	26	18	12	4	68	.567
2001-02	60	15	33	9	3	42	.350
2000-01	60	19	32	5	4	47	.392
1999-00	59	14	35	5	5	38	.322
1998-99	57	12	37	8	-	32	.291
1997-98	56	10	38	8	-	28	.264
1996-97	56	20	27	7	-	47	.435
1995-96	56	25	23	8	-	58	.518
1994-95	48	17	26	3	-	37	.402
1993-94	58	20	29	9	-	49	.454
1992-93	26	7	16	3	-	17	.327
TOTALS	1,641	739	704	82	114	1,674	.510

AWAY							
SEASON	GP	W	L	T	OTL	PTS	PCT
2022-23	41	18	22	-	1	37	.451
2021-22	41	24	15	-	2	50	.610
2020-21	28	15	10	-	3	33	.589
2019-20	36	21	11	-	4	46	.639
2018-19	41	30	9	-	2	62	.756
2017-18	41	25	13	-	3	53	.646
2016-17	41	19	16	-	6	44	.537
2015-16	41	21	18	-	2	44	.537
2014-15	41	18	16	-	7	43	.524
2013-14	41	21	17	-	3	45	.549
2012-13	24	6	16	-	2	14	.292
2011-12	41	13	22	-	6	32	.390
2010-11	41	21	14	-	6	48	.585
2009-10	41	13	22	-	6	32	.390
2008-09	41	12	22	-	7	31	.378
2007-08	41	11	24	-	6	28	.341
2006-07	41	22	15	-	4	48	.585
2005-06	41	18	19	-	4	40	.488
2004-05						DID NOT PLAY	
2003-04	41	22	12	4	3	51	.622
2002-03	41	14	16	9	2	39	.476
2001-02	41	11	23	6	1	29	.354
2000-01	41	7	28	3	3	20	.244
1999-00	41	6	27	5	3	20	.244
1998-99	41	7	29	5	-	19	.232
1997-98	41	6	32	7	-	16	.300
1996-97	41	17	22	2	-	36	.439
1995-96	41	16	18	7	-	39	.478
1994-95	24	7	14	3	-	17	.354
1993-94	42	16	21	5	-	37	.440
1992-93	42	11	27	4	-	26	.310
TOTALS	1,180	468	570	56	86	1,078	.457

AGAINST WESTERN CONFERENCE							
SEASON	GP	W	L	T	OTL	PTS	PCT
2022-23	32	21	8	-	3	45	.703
2021-22	32	22	7	-	3	47	.734
2020-21	NO CONFERENCES FOR 2020-21 NHL SEASON						
2019-20	27	15	9	-	3	33	.611
2018-19	30	18	8	-	4	40	.667
2017-18	30	21	9	-	0	42	.700
2016-17	28	12	12	-	4	28	.500
2015-16	28	16	10	-	2	34	.607
2014-15	28	16	9	-	3	35	.625
2013-14	28	14	11	-	3	31	.554
2012-13	0	0	0	-	0	0	.000
2011-12	18	6	10	-	2	20	.556
2010-11	18	10	6	-	2	22	.611
2009-10	18	6	7	-	5	17	.472
2008-09	18	6	9	-	3	15	.417
2007-08	10	4	6	-	0	8	.400
2006-07	10	5	4	-	1	11	.550
2005-06	10	7	3	0	0	14	.700
2004-05						DID NOT PLAY	
2003-04	18	8	3	3	4	23	.639
2002-03	22	10	7	4	1	25	.568
2001-02	22	12	7	2	1	27	.614
2000-01	22	5	15	1	1	12	.273
1999-00	23	5	12	4	2	16	.348
1998-99	25	7	17	1	-	15	.300
1997-98	26	7	17	2	-	16	.308
1996-97	26	12	11	3	-	27	.519
1995-96	26	13	9	4	-	30	.652
1994-95	0	0	0	0	-	0	.000
1993-94	26	10	14	2	-	22	.454
1992-93	58	16	38	4	-	36	.310
TOTALS	659	307	275	30	47	691	.524

AGAINST OWN DIVISION							
SEASON	GP	W	L	T	OTL	PTS	PCT
2022-23	26	12	13	-	1	25	.481
2021-22	26	15	8	-	3	33	.635
2020-21	56	36	17	-	3	75	.670
2019-20	24	18	5	-	1	37	.771
2018-19	28	23	5	-	0	46	.821
2017-18	28	18	8	-	2	38	.679
2016-17	30	19	7	-	4	42	.700
2015-16	30	15	12	-	3	33	.550
2014-15	30	21	5	-	4	46	.767
2013-14	30	19	8	-	3	41	.683
2012-13	18	9	6	-	3	21	.583
2011-12	24	13	7	-	4	30	.625
2010-11	24	14	6	-	4	32	.667
2009-10	24	13	10	-	1	27	.583
2008-09	24	5	15	-	4	14	.292
2007-08	32	12	17	-	3	27	.422
2006-07	32	19	11	-	2	40	.625
2005-06	32	16	11	-	5	37	.578
2004-05	DID NOT PLAY						
2003-04	24	13	8	3	0	29	.604
2002-03	20	10	8	5	1	26	.650
2001-02	20	7	10	3	0	17	.425
2000-01	20	9	8	0	3	21	.525
1999-00	20	2	15	3	0	7	.175
1998-99	15	2	10	3	-	7	.233
1997-98	31	7	20	4	-	18	.290
1996-97	31	14	12	5	-	33	.532
1995-96	32	13	13	6	-	32	.500
1994-95	24	7	14	3	-	17	.354
1993-94	26	5	16	5	-	15	.288
1992-93	37	7	26	4	-	18	.243
TOTALS	818	393	327	44	54	884	.540

SPECIAL TEAMS

POWER PLAY OVERALL

YEAR	GAMES	G	ATT	PCT	RANK
2022-23	82	71	280	25.4	3rd
2021-22	82	62	259	23.9	8th
2020-21	56	40	180	22.2	9th
2019-20	70	49	212	23.1	T-5th
2018-19	82	74	262	28.2	1st
2017-18	82	66	276	23.9	3rd
2016-17	82	62	272	22.8	6th
2015-16	82	44	279	15.8	T-26th
2014-15	82	53	282	18.8	14th
2013-14	82	50	270	18.5	13th
2012-13	48	31	163	19.0	13th
2011-12	82	41	269	15.2	T-25th
2010-11	82	69	336	20.5	6th
2009-10	82	63	326	19.3	8th
2008-09	82	61	343	17.8	19th
2007-08	82	57	296	19.3	5th
2006-07	82	69	374	18.4	9th
2005-06	82	81	485	16.7	23rd
2004-05	Did Not Play				
2003-04	82	55	339	16.2	16th
2002-03	82	70	391	17.9	10th
2001-02	82	46	312	14.7	T-19th
2000-01	82	53	424	12.5	29th
1999-00	82	51	365	14.0	24th
1998-99	82	43	310	13.9	20th
1997-98	82	33	353	9.3	26th
1996-97	82	47	340	13.8	24th
1995-96	82	83	400	20.8	4th
1994-95	48	25	177	14.1	22nd
1993-94	84	57	388	14.7	24th
1992-93	84	74	424	17.5	20th

POWER PLAY HOME

YEAR	GAMES	G	ATT	PCT	RANK
2022-23	41	43	146	29.5	2nd
2021-22	41	32	130	24.6	9th
2020-21	28	18	85	21.2	18th
2019-20	34	33	111	29.7	2nd
2018-19	41	35	145	24.1	5th
2017-18	41	34	141	24.1	11th
2016-17	41	36	149	24.2	4th
2015-16	41	31	120	20.7	9th
2014-15	41	32	140	22.9	5th
2013-14	41	27	140	19.3	10th
2012-13	24	22	91	24.2	5th
2011-12	41	22	132	16.7	18th
2010-11	41	40	178	22.5	5th
2009-10	41	31	162	19.1	16th
2008-09	41	29	179	16.2	T-22nd
2007-08	41	35	163	21.5	4th
2006-07	41	34	186	18.3	T-16th
2005-06	41	39	238	16.4	T-23rd
2004-05	Did Not Play				
2003-04	41	29	182	15.9	23rd
2002-03	41	40	218	18.3	T-9th
2001-02	41	27	170	15.9	T-18th
2000-01	41	30	214	14.0	25th
1999-00	41	31	189	15.9	T-17th
1998-99	41	24	160	15.0	18th
1997-98	41	19	182	10.4	25th
1996-97	41	28	186	15.1	17th
1995-96	41	50	213	23.5	5th
1994-95	24	11	94	11.7	26th
1993-94	42	28	209	13.4	26th
1992-93	42	38	240	15.8	22nd

POWER PLAY AWAY

YEAR	GAMES	G	ATT	PCT	RANK
2022-23	41	28	134	20.9	13th
2021-22	41	30	129	23.3	7th
2020-21	28	22	95	23.2	7th
2019-20	36	16	101	15.8	T-23rd
2018-19	41	39	117	33.3	1st
2017-18	41	32	135	23.7	3rd
2016-17	41	26	123	21.1	T-7th
2015-16	41	13	129	10.1	30th
2014-15	41	21	142	14.8	25th
2013-14	41	23	130	17.7	13th
2012-13	24	9	72	12.5	T-23rd
2011-12	41	19	137	13.9	T-21st
2010-11	41	29	158	18.4	9th
2009-10	41	32	164	19.5	8th
2008-09	41	32	164	19.5	12th
2007-08	41	22	133	16.5	T-22nd
2006-07	41	35	188	18.6	9th
2005-06	41	42	247	17.0	13th
2004-05	Did Not Play				
2003-04	41	26	157	16.5	10th
2002-03	41	30	173	17.3	12th
2001-02	41	19	142	13.4	22nd
2000-01	41	23	210	11.0	T-27th
1999-00	41	21	176	11.9	26th
1998-99	41	19	150	12.7	20th
1997-98	41	14	171	8.2	25th
1996-97	41	19	154	12.3	23rd
1995-96	41	33	187	17.6	9th
1994-95	24	14	83	16.9	11th
1993-94	42	29	179	16.2	15th
1992-93	42	36	184	19.6	11th

PENALTY KILL OVERALL

YEAR	GAMES	G	ATT	PCT	RANK
2022-23	82	53	261	79.7	15th
2021-22	82	49	252	80.6	11th
2020-21	56	29	183	84.2	4th
2019-20	70	43	231	81.4	T-13th
2018-19	82	40	267	85.0	T-1st
2017-18	82	64	268	77.0	28th
2016-17	82	48	258	81.4	13th
2015-16	82	41	257	84.0	7th
2014-15	82	42	257	83.7	T-7th
2013-14	82	52	270	80.7	23rd
2012-13	48	30	155	80.6	19th
2011-12	82	59	284	79.2	26th
2010-11	82	49	302	83.8	8th
2009-10	82	67	336	80.1	22nd
2008-09	82	89	405	78.0	26th
2007-08	82	56	312	82.1	T-17th
2006-07	82	66	305	78.4	T-28th
2005-06	82	72	390	81.5	20th
2004-05	Did Not Play				
2003-04	82	42	278	84.8	10th
2002-03	82	55	316	82.6	T-19th
2001-02	82	40	273	85.3	13th
2000-01	82	72	422	82.9	17th
1999-00	82	77	399	80.7	22nd
1998-99	82	68	387	82.4	20th
1997-98	82	72	410	82.4	23rd
1996-97	82	55	361	84.8	8th
1995-96	82	68	438	84.5	5th
1994-95	48	32	205	84.4	7th
1993-94	84	58	335	82.7	6th
1992-93	84	101	395	74.4	24th

PENALTY KILL HOME

YEAR	GAMES	G	ATT	PCT	RANK
2022-23	41	22	121	81.8	12th
2021-22	41	19	115	83.5	7th
2020-21	28	14	78	82.1	12th
2019-20	34	17	103	83.5	9th
2018-19	41	18	131	86.3	1st
2017-18	41	33	133	75.2	T-27th
2016-17	41	22	125	82.4	T-12th
2015-16	41	18	123	85.4	5th
2014-15	41	17	124	86.3	2nd
2013-14	41	24	134	82.1	18th
2012-13	24	14	77	81.8	19th
2011-12	41	29	134	78.4	28th
2010-11	41	24	153	84.3	T-8th
2009-10	41	29	169	82.8	T-16th
2008-09	41	40	199	79.9	22nd
2007-08	41	28	156	82.1	19th
2006-07	41	27	137	80.3	T-24th
2005-06	41	32	193	83.4	16th
2004-05	Did Not Play				
2003-04	41	22	146	84.9	17th
2002-03	41	25	153	83.7	16th
2001-02	41	20	131	84.7	T-16th
2000-01	41	30	205	85.4	T-12th
1999-00	41	45	204	77.9	28th
1998-99	41	29	183	84.2	20th
1997-98	41	43	212	79.7	25th
1996-97	41	23	188	87.8	2nd
1995-96	41	35	217	83.9	12th
1994-95	24	14	109	87.2	3rd
1993-94	42	28	159	82.4	12th
1992-93	42	42	184	77.2	22nd

PENALTY KILL AWAY

YEAR	GAMES	G	ATT	PCT	RANK
2022-23	41	31	140	77.9	T-14th
2021-22	41	30	137	78.1	T-13th
2020-21	28	15	105	85.7	3rd
2019-20	36	26	128	79.7	T-12th
2018-19	41	22	136	83.8	5th
2017-18	41	31	135	77.0	23rd
2016-17	41	26	133	80.5	T-17th
2015-16	41	23	134	82.8	12th
2014-15	41	25	133	81.2	14th
2013-14	41	28	136	79.4	23rd
2012-13	41	16	78	79.5	16th
2011-12	41	30	150	80.0	T-18th
2010-11	41	25	149	83.2	11th
2009-10	41	38	167	77.2	25th
2008-09	41	49	206	76.2	30th
2007-08	41	28	156	82.1	16th
2006-07	41	39	168	76.8	27th
2005-06	41	40	197	79.7	24th
2004-05	Did Not Play				
2003-04	41	20	132	84.8	7th
2002-03	41	30	163	81.6	23rd
2001-02	41	20	142	85.9	7th
2000-01	41	42	217	80.6	23rd
1999-00	41	32	195	83.6	15th
1998-99	41	39	204	80.9	22nd
1997-98	41	29	198	85.4	11th
1996-97	41	32	173	81.5	18th
1995-96	41	33	222	85.1	2nd
1994-95	24	18	96	81.3	14th
1993-94	42	30	176	83.0	5th
1992-93	42	59	211	72.0	24th

SHORT-HANDED GOALS

YEAR	GAMES	FOR	AGAINST
2022-23	82	7	11
2021-22	82	7	5
2020-21	56	3	3
2019-20	70	6	7
2018-19	82	12	3
2017-18	82	9	3
2016-17	82	4	8
2015-16	82	7	7
2014-15	82	7	8
2013-14	82	10	8
2012-13	48	0	4
2011-12	82	2	12
2010-11	82	1	16
2009-10	82	2	6
2008-09	82	4	9
2007-08	82	7	7
2006-07	82	14	11
2005-06	82	11	11
2004-05	Did Not Play		
2003-04	82	15	4
2002-03	82	6	4
2001-02	82	6	9
2000-01	82	9	11
1999-00	82	9	7
1998-99	82	11	10
1997-98	82	11	16
1996-97	82	13	9
1995-96	82	6	13
1994-95	48	6	5
1993-94	84	7	20
1992-93	84	8	12

PENALTY MINUTES

YEAR	GAMES	MINUTES	AVERAGE
2022-23	82	995	12.1
2021-22	82	901	11.0
2020-21	56	597	10.7

ALL-TIME RECORDS

ALL-TIME SCORING

PLAYER	TP	PLAYER	TP	PLAYER	TP	PLAYER	TP	PLAYER	TP
Steven Stamkos	1,056	Tyler Johnson	361	Anthony Cirelli	188	Anton Stralman	130	Shawn Chambers	87
Martin St. Louis	953	Brian Bradley	300	Yanni Gourde	187	Dave Andreychuk	129	Cedric Paquette	85
Vincent Lecavalier	874	Fredrik Modin	286	Roman Hamrlik	185	Mikael Andersson	123	Cory Sarich	85
Nikita Kucherov	729	Chris Gratton	259	Valtteri Filppula	171	Steve Downie	112	Ross Colton	83
Victor Hedman	652	Dan Boyle	255	Alex Selivanov	155	Paul Ysebaert	108	Pat Maroon	82
Brad Richards	489	Pavel Kubina	243	Ruslan Fedotenko	144	John Cullen	105	Matt Carle	82
Alex Killorn	466	Mikhail Sergachev	238	Vladislav Namestnikov	138	Ryan McDonagh	98	Cory Stillman	80
Brayden Point	463	Teddy Purcell	203	Petr Klima	133	Jonathan Drouin	95	Ben Clymer	77
Ondrej Palat	423	Ryan Malone	201	Ryan Callahan	132	Paul Ranger	92		76
Vaclav Prospal	371	Rob Zamuner	200	John Tucker	131	Darcy Tucker	91	Danton Cole	76

ALL-TIME GOALTENDING

PLAYER	YEARS	GP	MIN	GAA	W	L	OTL	SO	GA	SA	SPCT
Riku Helenius	2008-09	1	7	0.00	0	0	0	0	0	2	1.000
Kristers Gudlevisks	2013-14/16-17	3	132	1.37	1	0	1	0	3	73	.959
Ben Bishop	2012-13/16-17	227	13,005	2.28	131	64	20	17	494	6,222	.921
Nikolai Khabibulin	2000-01/03-04	192	11,080	2.39	83	74	28	14	442	5,157	.914
Cedrick Desjardins	2010-11/13-14	6	298	2.41	2	4	0	0	12	149	.919
Andrei Vasilevskiy	2014-15/22-23	425	24,986	2.52	263	123	28	32	1,051	12,914	.919
John Grahame	2002-03/05-06	103	5,754	2.64	53	36	5	8	253	2,538	.900
Christopher Gibson	2020-21	2	112	2.68	0	1	0	0	5	40	.875
Daren Pupp	1993-94/99-00	11	206	2.68	77	91	26	12	518	5,477	.905
Rick Tabaracci	1996-97	55	3,012	2.75	20	25	6	4	138	1,415	.902
Gerald Coleman	2005-06	2	43	2.77	0	0	1	0	2	17	.882
Sean Burke	2005-06	35	1,713	2.80	14	10	0	2	80	764	.895
Mike Smith	2007-08/10-11	118	6,720	2.85	43	52	17	0	319	3,361	.905
Mathieu Garon	2011-12/12-13	66	3,394	2.86	28	25	6	1	162	1,618	.900
Antero Niittymaki	2009-10	49	1,657	2.87	21	18	5	1	127	1,388	.909
Louis Domingue	2017-18/18-19	38	2,247	2.88	28	8	1	0	108	1,196	.910
Anders Lindback	2012-13/13-14	47	2,606	2.90	18	22	3	1	126	1,222	.897
Dan Ellis	2010-11	31	1,679	2.93	13	7	6	2	82	741	.889
Johan Holmqvist	2006-07/07-08	93	5,017	2.93	47	31	9	3	245	2,263	.892
Evgeniy Konstantinov	2000-01/02-03	2	20	2.94	0	0	0	0	1	6	.833
Brian Elliott	2021-22/22-23	2	2,388	2.96	23	12	5	0	118	1,178	.900
Curtis McElhinney	2019-20/20-21	30	1,800	2.97	12	13	5	2	89	847	.895
Brian Eklund	2005-06	1	58	3.09	0	1	0	0	3	19	.842
Kevin Weekes	2000-01/01-02	80	4,207	3.09	23	42	3	6	217	2,252	.904
Sebastian Caron	2011-12	3	135	3.12	1	1	0	0	7	57	.877
Dwayne Roloson	2010-11/11-12	74	4,091	3.12	31	28	7	5	213	2,093	.898
Evgeni Nabokov	2014-15	11	553	3.14	3	6	2	10	29	245	.882
Marc Fitzpatrick	1997-98	34	1,938	3.16	7	24	1	1	102	975	.895
Corey Schwab	1996-97/98-99	87	4,429	3.25	21	46	5	3	240	2,241	.893
Kevin Hodson	1998-00/02-03	36	1,290	3.26	4	11	6	0	70	546	.872
Jeff Reese	1995-96	19	994	3.26	7	7	1	0	54	464	.884
Marc Denis	2006-07/07-08	54	2,768	3.32	18	23	2	1	153	1,267	.879
Karri Ramo	2006-07/08-09	48	2,650	3.35	11	21	10	0	148	1,411	.895
Peter Budaj	2016-17/17-18	15	709	3.38	6	4	1	0	40	345	.884
Wendell Young	1992-93/93-94	40	2,071	3.39	9	22	3	1	117	969	.879
Dan Cloutier	1999-00/00-01	76	3,497	3.50	12	43	6	1	204	1,799	.887
Dustin Tokarski	2009-10/11-12	7	288	3.54	1	3	1	0	17	132	.871
Mike McKenna	2008-09	15	776	3.56	7	8	1	1	46	406	.887
J.C. Bergeron	1992-93/95-96	53	2,775	3.65	14	26	5	1	169	1,267	.867
Olaf Kolzig	2008-09	8	410	3.66	2	4	1	0	25	245	.898
Derek Wilkinson	1995-96/98-99	22	933	3.67	3	12	3	0	57	454	.874
Rich Parent	1999-00	14	698	3.70	2	7	1	0	43	353	.878
Zac Bierk	1997-98/99-00	26	1,001	3.78	5	9	2	0	63	539	.883
Dieter Kochan	1999-00/01-02	20	769	3.88	1	10	1	0	51	378	.865
Bill Ranford	1998-99	32	1,568	3.90	3	18	3	1	102	858	.881
Pat Jablonski	1992-93/93-94	58	3,102	3.95	13	30	7	1	204	1,568	.870
Eddie Pasquale	2018-19	3	182	3.96	2	1	0	0	12	102	.882
Wade Flaherty	2000-01	2	118	4.07	0	2	0	0	8	55	.854
David Littman	1992-93	1	45	9.24	0	1	0	0	7	21	.667

ALL-TIME LEADERS

GAMES PLAYED				GOALS				ASSISTS				PENALTY MINUTES			
RANK	PLAYER	GP		RANK	PLAYER	G		RANK	PLAYER	A		RANK	PLAYER	PIM	
1.	Vincent Lecavalier	1,037		1.	Steven Stamkos	515		1.	Martin St. Louis	588		1.	Chris Gratton	828	
2.	Steven Stamkos	1,003		2.	Vincent Lecavalier	383		2.	Steven Stamkos	541		2.	Pavel Kubina	784	
3.	Victor Hedman	974		3.	Martin St. Louis	365		3.	Victor Hedman	509		3.	Vincent Lecavalier	746	
4.	Martin St. Louis	974		4.	Nikita Kucherov	276		4.	Vincent Lecavalier	491		4.	Victor Hedman	666	
5.	Alex Killorn	805		5.	Brayden Point	218		5.	Nikita Kucherov	453		5.	Enrico Ciccone	604	
6.	Pavel Kubina	662		6.	Alex Killorn	198		6.	Brad Richards	339		6.	Steven Stamkos	597	
7.	Nikita Kucherov	644		7.	Tyler Johnson	161		7.	Ondrej Palat	280		7.	Cory Sarich	554	
8.	Ondrej Palat	628		8.	Brad Richards	150		8.	Alex Killorn	268		8.	Steve Downie	554	
9.	Tyler Johnson	589		9.	Fredrik Modin	145		9.	Brayden Point	245		9.	Andre Roy	484	
10.	Brad Richards	552		10.	Ondrej Palat	143		10.	Vaclav Prospal	244		10.	Alex Killorn	481	
					Victor Hedman	143									

POWER-PLAY GOALS

RANK	PLAYER	PPG
1.	Steven Stamkos	195
2.	Vincent Lecavalier	112
3.	Martin St. Louis	96
4.	Nikita Kucherov	75
5.	Brayden Point	74
6.	Brad Richards	49
7.	Vaclav Prospal	44
8.	Alex Killorn	38
9.	Dave Andreychuk	38
	Brian Bradley	37

GAME-WINNING GOALS

RANK	PLAYER	PPG
1.	Steven Stamkos	79
2.	Martin St. Louis	64
3.	Vincent Lecavalier	60
4.	Brayden Point	44
5.	Nikita Kucherov	42
6.	Alex Killorn	34
7.	Tyler Johnson	30
8.	Ondrej Palat	30
9.	Victor Hedman	26
	Fredrik Modin	23

SHORT-HANDED GOALS

RANK	PLAYER	SHG
1.	Martin St. Louis	28
2.	Rob Zamuner	14
3.	Vincent Lecavalier	13
4.	Anthony Cirelli	11
5.	Tyler Johnson	8
6.	Mikael Andersson	7
	Ondrej Palat	7
	Brad Richards	7
7.	Cedric Paquette	6
8.	Brian Boyle	5
	Pavel Kubina	5
	Mike Sillinger	5
	Steven Stamkos	5
	Yanni Gourde	5

GOALTENDING

GAMES PLAYED

RANK	PLAYER	GP	MINUTES	RANK	PLAYER	MIN
1.	Andrei Vasilevskiy	425	1.	Andrei Vasilevskiy	24,986	
2.	Ben Bishop	227	2.	Ben Bishop	13,005	
3.	Daren Pupp	206	3.	Daren Pupp	11,576	
4.	Nikolai Khabibulin	192	4.	Nikolai Khabibulin	11,080	
5.	Mike Smith	118	5.	Mike Smith	6,720	

SHUTOUTS

RANK	PLAYER	SO	RANK	PLAYER	SV
1.	Andrei Vasilevskiy	32	1.	Andrei Vasilevskiy	11,863
2.	Ben Bishop	17	2.	Ben Bishop	5,728
3.	Nikolai Khabibulin	14	3.	Daren Pupp	4,959
4.	Daren Pupp	12	4.	Nikolai Khabibulin	4,715
5.	John Grahame	8	5.	Mike Smith	3,042

SINGLE-SEASON LEADERS

GAMES PLAYED

RANK	PLAYER	GP	POINTS	RANK	PLAYER	TP	GOALS	RANK	PLAYER	G	ASSISTS	RANK	PLAYER	A
1.	Chris Gratton (1993-94)	84	1.	Nikita Kucherov (2018-19)	128	1.	Steven Stamkos (2011-12)	60	1.	Nikita Kucherov (2018-19)	87			
2.	Rob Zamuner (1992-93)	84	2.	Nikita Kucherov (2022-23)	113	2.	Vincent Lecavalier (2006-07)	52	2.	Nikita Kucherov (2022-23)	83			
3.	Adam Creighton (1992-93)	83	3.	Vincent Lecavalier (2006-07)	108	3.	Steven Stamkos (2009-10)	51	3.	Brad Richards (2005-06)	68			
			4.	Steven Stamkos (2021-22)	106	4.	Brayden Point (2022-23)	51	4.	Martin St. Louis (2010-11)	68			
			5.	Martin St. Louis (2006-07)	102	5.	Steven Stamkos (2010-11)	45	5.	Martin St. Louis (2009-10)	65			
			6.	Nikita Kucherov (2017-18)	100	6.	Steven Stamkos (2018-19)	45	6.	Victor Hedman (2021-22)	65			
			7.	Martin St. Louis (2010-11)	99	7.	Steven Stamkos (2016-17)	43	7.	Steven Stamkos (2021-22)	64			
			8.	Steven Stamkos (2018-19)	98	8.	Steven Stamkos (2014-15)	43	8.	Nikita Kucherov (2017-18)	61			
			9.	Steven Stamkos (2011-12)	97	9.	Brian Bradley (1992-93)	42	9.	Martin St. Louis (2006-07)	59			
			10.	Steven Stamkos (2009-10)	95	10.	Steven Stamkos (2021-22)	42	10.	Steven Stamkos (2017-18)	59			
				Brayden Point (2022-23)	95									

PENALTY MINUTES

RANK	PLAYER	PIM	POWER-PLAY GOALS	RANK	PLAYER	PPG	SHORT-HANDED GOALS	RANK	PLAYER	SHG
1.	Zenon Konopka (2009-10)	265	1.	Steven Stamkos (2009-10)	24	1.	Martin St. Louis (2003-04)	8		
2.	Enrico Ciccone (1995-96)	258	2.	Brayden Point (2018-19)	20	2.	Vincent Lecavalier (2006-07)	5		
3.	Enrico Ciccone (1994-95)	225		Brayden Point (2022-23)	20		Martin St. Louis (2006-07)	5		
4.	Steve Downie (2009-10)	208	3.	Steven Stamkos (2018-19)	19		Tyler Johnson (2013-14)	5		
5.	Chris Gratton (1996-97)	201	4.	Steven Stamkos (2010-11)	17		Anthony Cirelli (2018-19)	5		
6.	Darcy Tucker (1998-99)	176		Nikita Kucherov (2016-17)	17					
7.	Steve Downie (2010-11)	171	5.	Brian Bradley (1992-93)	16					
8.	Petr Svoboda (1999-00)	170		Vincent Lecavalier (2006-07)	16					
9.	Louie DeBrusk (1997-98)	166		Steven Stamkos (2021-22)	16					
10.	Mike Hartman (1992-93)	154	6.	Dave Andreychuk (2002-03)	15					
	Shane O'Brien (2007-08)	154		Steven Stamkos (2017-18)	15					
				Nikita Kucherov (2018-19)	15					

LAST TRADE WITH

ANAHEIM DUCKS: March 24, 2021 – Acquired F Antoine Morand and a 2023 seventh-round draft pick in exchange for F Alexander Volkov

ARIZONA COYOTES: March 21, 2022 -- Acquired F Riley Nash in exchange for future considerations

BOSTON BRUINS: March 2, 2015 – Acquired a 2015 second-round draft pick (D Matthew Spencer) and a 2016 second-round draft pick (Boris Katchouk) in exchange for RW Brett Connolly

BUFFALO SABRES: November 24, 2019 – Acquired D Devante Stephens in exchange for D Matthew Spencer

CALGARY FLAMES: November 12, 2015 -- Acquired future considerations in exchange for G Kevin Poulin

CAROLINA HURRICANES: April 2, 2013 – Acquired RW Adam Hall and a 2013 seventh-round draft pick (RW Joel Vermin) in exchange for D Marc-Andre Bergeron

CHICAGO BLACKHAWKS: June 29, 2023 – Acquired a 2024 seventh-round draft pick in exchange for F Corey Perry

COLORADO AVALANCHE: June 28, 2023 – Acquired a 2023 second-round draft pick (F Ethan Gauthier) in exchange for F Ross Colton

COLUMBUS BLUE JACKETS: April 10, 2021 – Acquired D David Savard and D Brian Lashoff in a multi-team trade in exchange for a 2021 first-round pick and 2022 third-round pick to Columbus and a 2021 fourth-round pick to Detroit

DALLAS STARS: February 1, 2022 – Acquired F Tye Felhaber in exchange for F Alexei Lipanov

DETROIT RED WINGS: July 30, 2021 – Acquired a 2022 sixth-round draft pick in exchange for F Mitchell Stephens

EDMONTON OILERS: January 31, 2018 – Acquired G Edward Pasquale in exchange for future considerations

FLORIDA PANTHERS: February 20, 2020 – Acquired F Anthony Greco in exchange for F Danick Martel

LOS ANGELES KINGS: July 8, 2022 – Acquired a 2022 third-round pick (F Lucas Edmonds) in exchange for a 2022 fourth-round pick and a 2022 sixth-round pick

MINNESOTA WILD: July 2, 2023 – Acquired a 2024 seventh-round draft pick in exchange for F Pat Maroon and F Maxim Cajkovic

MONTREAL CANADIENS: July 24, 2021 – Acquired a 2021 fourth-round draft pick (F Dylan Duke) in exchange for a 2022 fourth-round draft pick

NASHVILLE PREDATORS: June 29, 2023 -- Acquired a 2023 fourth-round draft pick (F Jayson Shaugabay) in exchange for a 2024 fourth-round draft pick

NEW JERSEY DEVILS: February 16, 2020 – Acquired F Blake Coleman in exchange for F Nolan Foote and a conditional 2020 first-round draft pick

NEW YORK ISLANDERS: July 1, 2017 – Acquired F Carter Verhaeghe in exchange for G Kristers Gudlevskis

NEW YORK RANGERS: July 17, 2021 – Acquired a 2022 seventh-round draft pick in exchange for F Barclay Goodrow

OTTAWA SENATORS: March 20, 2022 – Acquired F Nick Paul in exchange for F Mathieu Joseph and a 2024 fourth-round draft pick

PHILADELPHIA FLYERS: October 7, 2020 – Acquired a 2020 fourth-round draft pick (D Eamon Powell) and a 2020 fifth-round draft pick (F Jaydon Dureau) in exchange for a 2020 fourth-round draft pick

PITTSBURGH PENGUINS: March 1, 2017 – Acquired a 2018 fourth-round draft pick (traded to Vegas) in exchange for D Mark Streit

SAN JOSE SHARKS: March 1, 2023 – Acquired F Michael Eyssimont in exchange for F Vladislav Namestnikov

SEATTLE KRAKEN: None

ST. LOUIS BLUES: July 10, 2012 – Acquired RW B.J. Crombeen and a 2014 fifth-round draft pick (traded to NY Rangers) in exchange for a 2013 fourth-round draft pick and a 2014 fourth-round draft pick

TORONTO MAPLE LEAFS: February 27, 2017 – Acquired F Byron Froese and a conditional 2017 second-round draft pick (F Alexander Volkov) in exchange for F Brian Boyle

VANCOUVER CANUCKS: July 31, 2021 – Acquired future considerations in exchange for G Spencer Martin

VEGAS GOLDEN KNIGHTS: June 21, 2017 -- Selected D Jason Garrison at 2017 Expansion Draft in exchange for Tampa Bay's 2017 second-round pick, Pittsburgh's 2018 fourth-round pick and negotiating rights with unsigned forward prospect Nikita Gusev

WASHINGTON CAPITALS: June 23, 2001 – Acquired a 2001 second-round draft pick (D Andreas Holmqvist) in exchange for a 2002 second-round draft pick

WINNIPEG JETS: January 31, 2007 – Acquired RW Kyle Wanstig and RW Stephen Baby in exchange for D Andy Delmore and C Andre Deveau

RECORD VS. OPPONENTS

OVERALL									
TEAM	GP	W	L	T/OT	PTS	GF	GA	PCT	
Seattle	4	4	0	0	8	17	4	1.000	
Los Angeles	45	29	12	4	62	131	100	.689	
Columbus	46	31	14	1	63	143	101	.685	
Chicago	58	34	15	9	77	179	152	.664	
Anaheim	42	22	14	6	50	110	104	.595	
Nashville	42	22	15	5	49	128	118	.583	
Calgary	43	24	17	2	50	137	138	.581	
Winnipeg^	96	49	34	13	111	309	277	.578	
Montreal	112	56	39	17	129	296	288	.576	
Arizona++	47	26	19	2	54	147	129	.574	
Carolina*	141	69	51	21	159	417	388	.564	
NY Islanders	109	56	44	9	121	311	316	.555	
San Jose	48	25	20	3	53	151	147	.552	
Detroit	76	38	33	5	81	219	237	.533	
Philadelphia	108	52	45	11	115	327	317	.532	
Colorado+	51	23	20	8	54	141	154	.529	
Vancouver	41	19	17	5	43	129	138	.524	
Florida	154	69	62	23	161	435	480	.523	
Dallas**	56	25	23	8	58	160	156	.518	
NY Rangers	109	50	47	12	112	319	339	.514	
Buffalo	113	50	49	14	114	318	333	.504	
Edmonton	44	19	20	5	45	126	127	.489	
Ottawa	112	49	53	10	108	312	385	.482	
Toronto	107	45	52	10	100	293	335	.467	
Pittsburgh	104	44	51	9	97	300	350	.466	
Vegas	10	3	4	3	9	29	33	.450	
New Jersey	108	40	53	15	95	272	337	.440	
St. Louis	49	17	24	8	42	134	157	.429	
Minnesota	32	11	17	4	26	72	94	.406	
Washington	137	47	75	15	109	359	465	.398	
Boston	114	34	61	19	87	292	368	.382	

HOME									
TEAM	GP	W	L	T/OTL	PTS	PCT			
Seattle	2	2	0	0	4	1.000			
Columbus	23	18	5	0	36	.783			
Chicago	28	19	5	4	42	.750			
Los Angeles	22	14	6	2	30	.682			
Winnipeg^	48	30	13	5	65	.677			
Carolina*	69	42	21	6	90	.652			
Colorado+	25	14	7	4	32	.640			
NY Islanders	55	32	17	6	70	.636			
Edmonton	23	13	7	3	29	.630			
Minnesota	16	9	5	2	20	.625			
Montreal	57	29	15	13	71	.623			
Detroit	39	23	14	2	48	.615			
Arizona++	22	13	8	1	27	.614			
Calgary	22	13	8	1	27	.614			
Florida	78	41	25	12	94	.603			
Anaheim	21	12	8	1	25	.595			
Nashville	20	10	7	3	23	.575			
Vancouver	21	11	8	2	24	.571			
Pittsburgh	52	28	21	3	59	.567			
NY Rangers	53	26	19	8	60	.566			
San Jose	25	13	10	2	28	.560			
St. Louis	26	12	9	5	29	.558			
Philadelphia	55	29	23	3	61	.555			
Ottawa	56	28	23	5	61	.545			
Buffalo	57	24	24	9	57	.500			
Vegas	5	1	1	3	5	.500			
Boston	56	23	24	9	55	.491			
Dallas**	29	12	13	4	28	.483			
New Jersey	52	21	23	8	50	.481			
Toronto	53	23	26	4	50	.472			
Washington	68	29	35	4	62	.456			

AWAY									
TEAM	GP	W	L	T/OTL	PTS	PCT			
Seattle	2	2	0	0	4	1.000			
Los Angeles	23	15	6	2	32	.696			
Anaheim	21	10	6	5	25	.595			
Nashville	22	12	8	2	26	.591			
Columbus	23	13	9	1	27	.587			
Chicago	30	15	10	5	35	.583			
Dallas**	27	13	10	4	30	.556			
Calgary	21	11	9	1	23	.548			
San Jose	23	12	10	1	25	.543			
Arizona++	25	13	11	1	27	.540			
Montreal	55	27	24	4	58	.527			
Buffalo	56	26	25	5	57	.509			
Philadelphia	53	23	22	8	54	.509			
Carolina*	72	27	30	15	69	.479			
Winnipeg^	48	19	21	8	46	.479			
Vancouver	20	8	9	3	19	.475			
NY Islanders	54	24	27	3	51	.472			
NY Rangers	56	24	28	4	52	.464			
Toronto	54	22	26	6	50	.463			
Detroit	37	15	19	3	33	.446			
Florida	76	28	37	11	67	.441			
Colorado+	26	9	13	4	22	.423			
Ottawa	56	21	30	5	47	.420			
New Jersey	56	19	30	7	45	.402			
Vegas	5	2	3	0	4	.400			
Pittsburgh	52	16	30	6	38	.365			
Washington	69	18	40	11	47	.341			
Edmonton	21	6	13	2	14	.333			
St. Louis	23	5	15	3	13	.283			
Boston	58	11	37	10	32	.276			
Minnesota	16	2	12	2	6	.188			

* Includes games against Hartford (1992-97)
+ Includes games against Quebec (1992-95)
^ Includes games against Atlanta (1999-2011)
** Includes games against Minnesota (1992-93)
++ Includes games against Winnipeg (1992-96)

OVERTIME / SHOOTOUT

WINS

	DATE	OPPONENT	WINNING GOAL SCORER	TIME	SCORE
16/92	at San Jose	John Tucker	2:53	5-4	
3.	3/25/93	at Ottawa	Mikael Andersson	0:36	3-2
1993-94					
4.	1/16/94	at Winnipeg	Mikael Andersson	0:09	3-2
5.	1/19/94	vs. NY Islanders	Chris Gratton	4:20	4-3
6.	3/30/94	at Buffalo	Brian Bradley	3:52	3-2
1994-95					
7.	3/2/95	at Ottawa	Brian Bradley	3:55	3-2
8.	3/27/95	vs. Montreal	Petr Klima	2:23	3-2
1995-96					
9.	11/18/95	vs. Vancouver	Petr Klima	2:06	5-4
10.	2/21/96	at Toronto	Brian Bellows	1:42	3-2
11.	2/23/96	at NY Islanders	Rob Zamuner	4:45	3-2
1996-97					
12.	10/5/96	at Pittsburgh	Shawn Burr	1:37	4-3
13.	1/21/97	vs. Colorado	Bill Houlder	2:02	3-2
14.	3/9/97	vs. Calgary	Rob Zamuner	2:20	2-1
15.	3/21/97	at Calgary	Jeff Toms	2:46	4-3
1998-99					
16.	12/12/98	at NY Islanders	Benoit Hogue	4:12	2-1
2000-01					
17.	11/3/00	vs. NY Islanders	Craig Millar	2:46	4-3
18.	3/6/01	vs. San Jose	Brad Richards	4:02	2-1
2001-02					
19.	11/10/01	vs. Pittsburgh	Vaclav Prospal	4:29	3-2
20.	12/21/01	vs. St. Louis	Vincent Lecavalier	3:29	4-3
21.	1/5/02	at New Jersey	Zdeno Ciger	1:25	5-4
22.	4/14/02	at Florida	Vincent Lecavalier	0:17	3-2
2002-03					
23.	10/10/02	at Florida	Vaclav Prospal	3:34	4-3
24.	11/17/02	at Carolina	Cory Sarich	3:45	2-1
2003-04					
25.	10/21/03	vs. Atlanta	Pavel Kubina	3:28	3-2
26.	12/18/03	at Philadelphia	Martin St. Louis	2:03	5-4
27.	1/11/04	at NY Rangers	Jassen Cullimore	2:03	2-1
28.	3/5/04	vs. New Jersey	Dave Andreychuk	2:17	3-2
2004-05					
		Did Not Play			
2005-06					
29.	11/23/05	at Washington	Vaclav Prospal	Shootout	4-3
30.	12/2/05	vs. Chicago	Brad Richards	Shootout	3-2
31.	12/26/05	vs. Carolina	Dan Boyle	4:26	5-4
32.	1/3/06	at NY Rangers	Vaclav Prospal	3:47	1-0
33.	1/26/06	vs. New Jersey	Ruslan Fedotenko	2:22	1-0
34.	1/31/06	vs. Toronto	Vincent Lecavalier	Shootout	3-2
35.	2/6/06	at NY Islanders	Vincent Lecavalier	4:05	3-2
36.	3/7/06	at Pittsburgh	Brad Richards	Shootout	5-4
37.	3/23/06	vs. Washington	Pavel Kubina	0:37	4-3
38.	3/25/06	vs. NY Rangers	Brad Richards	Shootout	4-3
39.	4/6/06	vs. Atlanta	Brad Richards	Shootout	3-2
40.	4/15/06	vs. Carolina	Martin St. Louis	4:49	3-2
2006-07					
41.	10/5/06	at Atlanta	Vincent Lecavalier	Shootout	3-2
42.	11/8/06	at Pittsburgh	Vincent Lecavalier	2:41	4-3
43.	11/17/06	vs. NY Islanders	Dmitry Afanasev	Shootout	3-2
44.	11/24/06	vs. Atlanta	Martin St. Louis	2:25	3-2
45.	1/7/07	at Pittsburgh	Martin St. Louis	Shootout	3-2
46.	1/18/07	at New Jersey	Brad Richards	Shootout	3-2
47.	1/20/07	at Carolina	Vaclav Prospal	Shootout	6-5
48.	1/30/07	at Philadelphia	Vincent Lecavalier	Shootout	4-3
49.	2/6/07	vs. Los Angeles	Brad Richards	Shootout	3-2
50.	2/15/07	vs. Washington	Martin St. Louis	Shootout	3-2
51.	2/20/07	vs. Florida	Martin St. Louis	Shootout	3-2
52.	2/22/07	at Atlanta	Martin St. Louis	3:44	5-4
53.	3/1/07	at Washington	Nick Tarnasky	Shootout	5-4
54.	3/10/07	at Calgary	Dan Boyle	2:59	3-2
55.	3/20/07	vs. NY Islanders	Filip Kuba	0:55	4-3
2007-08					
56.	12/4/07	vs. Ottawa	Vaclav Prospal	Shootout	4-3
57.	12/11/07	at Montreal	Brad Richards	Shootout	3-2
58.	2/7/08	at Nashville	Vaclav Prospal	0:58	2-1
59.	2/29/08	vs. Toronto	Dan Boyle	2:02	3-2
2008-09					
60.	10/21/08	vs. Atlanta	Vincent Lecavalier	1:41	3-2

	DATE	OPPONENT	WINNING GOAL SCORER	TIME	SCORE
61.	11/1/08	vs. Ottawa	Evgeny Artyukhin	Shootout	3-2
62.	12/26/08	at Florida	Ryan Malone	Shootout	4-3
63.	3/14/09	at Florida	Steven Stamkos	Shootout	4-3
64.	3/24/09	vs. Columbus	Martin St. Louis	3:04	2-1
2009-10					
65.	11/3/09	at Toronto	Ryan Malone	2:21	2-1
66.	11/12/09	vs. Minnesota	Vincent Lecavalier	Shootout	4-3
67.	11/22/09	at Atlanta	Steven Stamkos	2:56	4-3
68.	1/21/10	vs. Toronto	Martin St. Louis	4:50	3-2
69.	1/23/10	vs. Atlanta	Jeff Halpern	Shootout	2-1
70.	2/6/10	vs. Calgary	Andrej Meszaros	1:58	2-1
71.	3/23/10	vs. Carolina	Martin St. Louis	0:29	3-2
72.	4/8/10	vs. Ottawa	Teddy Purcell	Shootout	4-3
73.	4/10/10	vs. Florida	Steven Stamkos	Shootout	4-3
2010-11					
74.	10/13/10	at Montreal	Ryan Malone	4:09	4-3
75.	11/30/10	at Toronto	Simon Gagne	1:15	4-3
76.	12/11/10	at Vancouver	Steven Stamkos	0:34	5-4
77.	12/15/10	vs. Atlanta	Victor Hedman	Shootout	2-1
78.	12/23/10	at NY Rangers	Ryan Malone	Shootout	4-3
79.	12/26/10	at Atlanta	Vincent Lecavalier	1:13	3-2
80.	1/1/11	vs. NY Rangers	Nate Thompson	0:19	2-1
81.	1/4/11	at Washington	Martin St. Louis	2:54	1-0
82.	1/18/11	vs. Columbus	Ryan Malone	Shootout	3-2
83.	1/20/11	at Atlanta	Dominic Moore	Shootout	3-2
84.	1/21/11	at Florida	Dominic Moore	Shootout	2-1
85.	2/6/11	vs. St. Louis	Vincent Lecavalier	4:53	4-3
86.	2/12/11	vs. Carolina	Marc-Andre Bergeron	1:32	4-3
87.	3/9/11	vs. Chicago	Martin St. Louis	Shootout	4-3
2011-12					
88.	11/4/11	vs. Chicago	Vincent Lecavalier	4:06	5-4
89.	11/6/11	at Florida	Dominic Moore	Shootout	4-3
90.	11/9/11	vs. Philadelphia	Brett Connolly	2:30	2-1
91.	11/25/11	at Florida	Steven Stamkos	2:29	2-1
92.	12/8/11	at NY Rangers	Dominic Moore	Shootout	3-2
93.	12/15/11	vs. Calgary	Steven Stamkos	0:30	5-4
94.	1/31/12	vs. Washington	Steven Stamkos	2:45	4-3
95.	2/16/12	vs. San Jose	Martin St. Louis	4:27	6-5
96.	3/2/12	vs. NY Rangers	Ryan Malone	1:58	4-3
97.	3/3/12	at Carolina	Steven Stamkos	2:41	4-3
98.	3/22/12	vs. Edmonton	Teddy Purcell	Shootout	3-2
99.	3/31/12	vs. Winnipeg	Steven Stamkos	0:45	3-2
100.	4/7/12	at Winnipeg	Teddy Purcell	1:08	4-3
2012-13					
101.	2/16/13	at Florida	Benoit Pouliot	1:19	6-5
102.	3/29/13	vs. New Jersey	Teddy Purcell	Shootout	5-4
2013-14					
103.	10/5/13	at Chicago	Valtteri Filppula	Shootout	1-0
104.	10/8/13	at Buffalo	Alex Killorn	1:50	3-2
105.	10/24/13	vs. Chicago	Martin St. Louis	1:16	6-5
106.	10/27/13	at Florida	Steven Stamkos	Shootout	4-3
107.	11/9/13	at Detroit	Teddy Purcell	3:51	3-2
108.	11/12/13	at Montreal	Valtteri Filppula	Shootout	2-1
109.	12/12/13	vs. Detroit	Martin St. Louis	Shootout	2-1
110.	12/17/13	at NY Islanders	Nikita Kucherov	Shootout	3-2
111.	12/21/13	vs. Carolina	Radko Gudas	2:16	3-2
112.	1/23/14	vs. Ottawa	Nikita Kucherov	Shootout	4-3
113.	2/1/14	at Montreal	Nate Thompson	4:36	2-1
114.	3/27/14	vs. NY Islanders	Sami Salo	Shootout	3-2
115.	3/29/14	at Buffalo	Steven Stamkos	1:53	4-3
116.	4/13/14	at Washington	Matt Carle	Shootout	1-0
2014-15					
117.	10/9/14	vs. Florida	Victor Hedman	1:11	3-2
118.	10/21/14	at Calgary	Ondrej Palat	3:00	2-1
119.	11/9/14	at Detroit	Ryan Callahan	Shootout	4-3
120.	1/17/15	vs. Colorado	Ryan Callahan	Shootout	3-2
121.	3/10/15	at Montreal	Tyler Johnson	1:03	1-0
122.	4/9/15	at New Jersey	Tyler Johnson	1:22	4-3
123.	4/11/15	vs. Boston	Victor Hedman	Shootout	3-2
2015-16					
124.	10/8/15	vs. Philadelphia	Jason Garrison	2:17	3-2
125.	10/23/15	at Winnipeg	Ondrej Palat	0:36	4-3
126.	11/25/15	vs. Los Angeles	Valtteri Filppula	Shootout	2-1
127.	12/15/15	at Toronto	Vladislav Namestnikov	2:01	5-4
128.	1/2/16	vs. Minnesota	Ryan Callahan	Shootout	3-2
129.	1/9/16	at Vancouver	Nikita Kucherov	3:51	3-2
130.	1/15/16	vs. Pittsburgh	Vladislav Namestnikov	2:11	5-4
131.	2/12/16	vs. Nashville	Tyler Johnson	1:04	4-3

	DATE	OPPONENT	WINNING GOAL SCORER	TIME	SCORE
132.	2/18/16	vs. Winnipeg	Steven Stamkos	Shootout	6-5
133.	3/5/16	vs. Carolina	Alex Killorn	4:17	4-3
2016-17					
134.	10/18/16	vs. Florida	Brayden Point	Shootout	4-3
135.	12/3/16	vs. Washington	Brian Boyle	Shootout	2-1
136.	12/28/16	vs. Montreal	Tyler Johnson	1:36	4-3
137.	2/4/17	vs. Anaheim	Brian Boyle	Shootout	3-2
138.	2/19/17	at Colorado	Jonathan Drouin	2:27	3-2
139.	3/1/17	vs. Carolina	Victor Hedman	0:46	4-3
140.	3/4/17	at Buffalo	Brayden Point	Shootout	2-1
141.	3/14/17	at Ottawa	Victor Hedman	4:06	2-1
142.	3/24/17	at Detroit	Nikita Kucherov	3:28	2-1
143.	3/27/17	vs. Chicago	Yanni Gourde	4:25	5-4
2017-18					
144.	10/9/17	vs. Washington	Brayden Point	3:08	4-3
145.	11/4/17	vs. Columbus	Steven Stamkos	Shootout	5-4
146.	11/22/17	vs. Chicago	Brayden Point	3:25	3-2
147.	12/9/17	vs. Winnipeg	Brayden Point	0:36	4-3
148.	12/21/17	vs. Ottawa	Brayden Point	Shootout	4-3
149.	1/23/18	at Nashville	Yanni Gourde	1:45	4-3
150.	2/24/18	at Montreal	Brayden Point	Shootout	4-3
151.	2/26/18	vs. Toronto	Brayden Point	Shootout	4-3
152.	3/1/18	at Dallas	Cory Conacher	4:19	5-4
153.	3/3/18	vs. Philadelphia	Brayden Point	Shootout	7-6
154.	3/6/18	vs. Florida	Brayden Point	2:49	5-4
155.	3/10/18	vs. Montreal	Nikita Kucherov	Shootout	3-2
2018-19					
156.	10/6/18	vs. Florida	J.T. Miller	Shootout	2-1
157.	11/4/18	at Ottawa	Yanni Gourde	0:14	4-3
158.	11/17/18	at Philadelphia	Anthony Cirelli	1:47	6-5
159.	12/1/18	at Florida	Brayden Point	3:12	5-4
160.	12/4/18	at Detroit	Nikita Kucherov	Shootout	6-5
161.	12/20/18	at Calgary	J.T. Miller	Shootout	5-4
162.	12/27/18	vs. Philadelphia	Alex Killorn	0:18	6-5
163.	12/31/18	at Anaheim	Brayden Point	0:35	2-1
164.	2/1/19	at NY Islanders	Victor Hedman	Shootout	1-0
165.	2/21/19	vs. Buffalo	Steven Stamkos	Shootout	2-1
166.	2/25/19	vs. Los Angeles	Victor Hedman	Shootout	4-3
167.	2/27/19	at NY Rangers	Victor Hedman	3:25	4-3
168.	3/20/19	at Washington	Victor Hedman	3:01	5-4
2019-20					
169.	10/17/19	at Boston	Steven Stamkos	Shootout	4-3
170.	10/30/19	at New Jersey	Tyler Johnson	1:16	7-6
171.	12/3/19	at Nashville	Nikita Kucherov	2:35	3-2
172.	12/17/19	vs. Ottawa	Anthony Cirelli	4:41	4-3
173.	1/14/20	vs. Los Angeles	Steven Stamkos	Shootout	4-3
174.	2/10/20	at Columbus	Nikita Kucherov	0:31	2-1
175.	2/11/20	at Pittsburgh	Yanni Gourde	2:45	2-1
176.	2/17/20	at Colorado	Nikita Kucherov	3:03	4-3
2020-21					
177.	1/21/21	at Columbus	Brayden Point	1:56	3-2
178.	3/4/21	at Chicago	Alex Killorn	4:59	3-2
179.	3/9/21	at Detroit	Blake Coleman	2:17	4-3
180.	3/16/21	at Dallas	Brayden Point	Shootout	4-3
181.	4/15/21	vs. Florida	Victor Hedman	0:54	3-2
182.	4/19/21	vs. Carolina	Yanni Gourde	2:50	3-2
183.	4/25/21	vs. Columbus	Victor Hedman	0:10	4-3
2021-22					
184.	10/14/21	at Detroit	Ondrej Palat	2:43	7-6
185.	10/16/21	at Washington	Steven Stamkos	4:45	2-1
186.	11/13/21	vs. Florida	Brayden Point	2:13	3-2
187.	11/18/21	vs. Philadelphia	Steven Stamkos	Shootout	4-3
188.	11/21/21	vs. Minnesota	Steven Stamkos	Shootout	5-4
189.	12/4/21	at Boston	Steven Stamkos	1:31	3-2
190.	12/14/21	vs. Los Angeles	Mathieu Joseph	3:25	3-2
191.	12/28/21	vs. Montreal	Ondrej Palat	0:36	5-4
192.	2/1/22	vs. San Jose	Victor Hedman	2:45	3-2
193.	3/26/22	vs. Detroit	Brayden Point	2:32	2-1
194.	3/29/22	vs. Carolina	Steven Stamkos	0:52	4-3
195.	4/14/22	vs. Anaheim	Anthony Cirelli	1:58	4-3
2022-23					
196.	10/21/22	at Florida	Brayden Point	2:08	3-2
197.	11/15/22	vs. Dallas	Alex Killorn	3:43	5-4
198.	11/19/22	at Nashville	Steven Stamkos	2:36	3-2
199.	11/28/22	at Buffalo	Steven Stamkos	2:44	6-5
200.	12/3/22	vs. Toronto	Alex Killorn	0:33	4-3
201.	12/29/22	vs. NY Rangers	Alex Killorn	Shootout	2-1
202.	2/14/23	at Colorado	Steven Stamkos	Shootout	4-3
203.	3/16/23	at New Jersey	Alex Killorn	Shootout	4-3

	DATE	OPPONENT	WINNING GOAL SCORER	TIME	SCORE
61.	12/8/07	vs. NY Islanders	Mike Sillinger	4:32	2-3
62.	1/1/08	at Toronto	Mats Sundin	Shootout	3-4
63.	1/5/08	at Ottawa	Mike Fisher	3:17	3-4
64.	2/9/08	at Atlanta	Alexei Zhitnik	1:26	1-2
65.	2/20/08	at Buffalo	Thomas Vanek	2:25	3-4
66.	3/7/08	at New Jersey	Patrick Elias	4:02	1-2
67.	3/27/08	vs. Washington	Tomas Fleischmann	2:27	3-4
2008-09					
68.	10/11/08	vs. Carolina	Eric Staal	4:36	3-4
69.	10/16/08	vs. NY Islanders	Trent Hunter	0:51	3-4
70.	10/18/08	vs. Minnesota	Antti Miettinen	Shootout	0-1
71.	11/5/08	at New Jersey	Jamie Langenbrunner	Shootout	2-3
72.	11/16/08	at Carolina	Tuomo Ruutu	Shootout	2-3
73.	11/18/08	vs. Florida	Nathan Horton	Shootout	3-4
74.	11/26/08	vs. NY Rangers	Markus Naslund	Shootout	2-3
75.	12/2/08	at Philadelphia	Mike Richards	2:05	3-4
76.	12/18/08	vs. Colorado	Milan Hejduk	Shootout	1-2
77.	12/30/08	vs. Montreal	Maxim Lapierre	Shootout	1-2
78.	2/4/09	at Pittsburgh	Evgeni Malkin	4:44	3-4
79.	2/19/09	vs. New Jersey	Patrick Elias	Shootout	2-3
80.	3/6/09	vs. St. Louis	Brad Boyes	0:27	3-4
81.	3/11/09	at Ottawa	Mike Fisher	2:38	2-3
82.	3/17/09	vs. Toronto	John Mitchell	Shootout	3-4
83.	3/21/09	vs. Atlanta	Vyacheslav Kozlov	Shootout	3-4
84.	3/26/09	at Montreal	Saku Koivu	1:45	2-3
85.	4/3/09	at New Jersey	Zach Parise	1:21	4-5
2009-10					
86.	10/6/09	at Carolina	Sergei Samsonov	Shootout	1-2
87.	10/8/09	vs. New Jersey	Zach Parise	Shootout	3-4
88.	10/24/09	vs. Buffalo	Tyler Myers	Shootout	2-3
89.	10/31/09	vs. New Jersey	David Clarkson	Shootout	1-2
90.	11/5/09	at Ottawa	Jason Spezza	4:17	2-3
91.	11/14/09	vs. Los Angeles	Anze Kopitar	Shootout	1-2
92.	11/19/09	at Anaheim	Scott Niedermayer	0:52	3-4
93.	11/28/09	at Dallas	Tom Wandell	2:12	3-4
94.	12/11/09	at Colorado	Wojtek Wolski	Shootout	1-2
95.	12/30/09	vs. Montreal	Tomas Plekanec	3:32	1-2
96.	1/29/10	vs. Anaheim	James Wisniewski	Shootout	1-2
97.	3/11/10	at Toronto	Phil Kessel	3:33	3-4
2010-11					
98.	10/21/10	vs. NY Islanders	Matt Moulson	1:56	2-3
99.	11/3/10	at Anaheim	Ryan Getzlaf	2:53	2-3
100.	11/27/10	vs. Florida	Stephen Weiss	Shootout	3-4
101.	12/10/10	at Edmonton	Jordan Eberle	Shootout	3-4
102.	12/22/10	at NY Islanders	John Tavares	3:23	1-2
103.	2/15/11	vs. Philadelphia	Kimmo Timonen	Shootout	3-4
104.	2/19/11	vs. Florida	Mike Santorelli	Shootout	2-3
105.	3/7/11	vs. Washington	Alex Ovechkin	Shootout	1-2
106.	3/31/11	at Florida	Jason Garrison	4:44	3-4
107.	3/17/11	at Montreal	Mike Cammalleri	Shootout	2-3
108.	3/19/11	at Ottawa	Jason Spezza	3:28	2-3
2011-12					
109.	10/10/11	at Washington	Matt Hedrick	Shootout	6-5
110.	10/15/11	at Florida	Marc Desjardins	Shootout	3-2
111.	12/23/11	at Colorado	Matt Duchene	3:38	2-1
112.	1/10/12	vs. Vancouver	Mason Raymond	Shootout	5-4
113.	2/2/12	vs. Winnipeg	Kyle Wellwood	3:14	2-1
114.	2/9/12	at NY Rangers	Brad Richards	2:37	4-3
115.	3/8/12	at Washington	Alex Ovechkin	4:09	3-2
116.	4/5/12	at Toronto	Dion Phaneuf	4:01	3-2
2012-13					
117.	2/12/13	vs. Montreal	David Desharnais	Shootout	3-4
118.	4/2/13	vs. Florida	Peter Mueller	Shootout	2-3
119.	4/13/13	at Washington	Mike Green	2:59	5-6
120.	4/16/13	at Winnipeg	Mike Santorelli	Shootout	3-4
2013-14					
121.	11/22/13	at Anaheim	Ryan Getzlaf	4:54	0-1
122.	12/7/13	vs. Winnipeg	Mark Scheifele	1:04	1-2
123.	12/10/13	at Washington	Troy Brouwer	Shootout	5-6
124.	12/28/13	vs Montreal	Lars Eller	Shootout	1-2
125.	1/16/14	vs NY Islanders	Frans Nielsen	Shootout	1-2
126.	3/8/14	vs. Boston	Reilly Smith	Shootout	3-4
127.	3/10/14	vs. Arizona	Radim Vrbata	Shootout	3-4
128.	3/22/14	at Pittsburgh	James Neal	1:27	3-4
129.	3/24/14	vs. Ottawa	Jason Spezza	Shootout	3-4
2014-15					
130.	10/11/14	vs. Ottawa	Mika Zibanejad	Shootout	2-3
131.	11/11/14	at Chicago	Patrick Kane	Shootout	2-3
132.	12/2/14	at Buffalo	Cody Hodgson	Shootout	1-2

	DATE	OPPONENT	WINNING GOAL SCORER	TIME	SCORE
133.	12/19/14	at New Jersey	Patrik Elias	Shootout	2-3
134.	2/3/15	at St. Louis	Jaden Schwartz	1:16	1-2
135.	2/10/15	at Nashville	James Neal	4:27	2-3
136.	3/12/15	at Boston	Patrice Bergeron	Shootout	2-3
137.	4/2/15	at Ottawa	Patrick Wiercioch	4:43	1-2
2015-16					
138.	10/20/15	at Nashville	Filip Forsberg	Shootout	4-5
139.	10/24/15	at Chicago	Jonathan Toews	0:17	0-1
140.	11/14/15	vs. Florida	Brandon Pirri	Shootout	4-5
141.	12/28/15	vs. Montreal	Max Pacioretty	Shootout	3-4
142.	3/8/16	vs. Boston	Brad Marchand	0:10	0-1
2016-17					
143.	11/3/16	vs. Boston	Jimmy Hayes	Shootout	3-4
144.	12/4/16	at Carolina	Phillip Di Giuseppe	1:26	0-1
145.	12/17/16	at Edmonton	Connor McDavid	Shootout	2-3
146.	12/29/16	vs. Toronto	Nazem Kadri	3:37	2-3
147.	1/17/17	at Anaheim	Richard Rakell	0:54	1-2
148.	1/26/17	at Florida	Jonathan Marchessault	1:49	1-2
149.	2/10/17	at Minnesota	Mikko Koivu	Shootout	1-2
150.	2/18/17	at Dallas	Jamie Benn	3:47	3-4
151.	3/6/17	vs. NY Rangers	Mika Zibanejad	3:56	0-1
152.	4/1/17	vs. Montreal	Alexander Radulov	0:51	1-2
2017-18					
153.	10/17/17	at New Jersey	Kyle Palmieri	Shootout	4-5
154.	11/2/17	vs. NY Rangers	J.T. Miller	1:19	1-2
155.	1/4/18	at Montreal	Paul Byron	Shootout	1-2
156.	2/28/18	vs. Buffalo	Eason Pominville	1:26	1-2
157.	4/7/18	at Carolina	Jalen Lindholm	0:49	2-3
2018-19					
158.	10/20/18	at Minnesota	Mikael Granlund	3:43	4-5
159.	12/16/18	at Winnipeg	Mark Scheifele	4:18	4-5
160.	2/5/19	vs. Vegas	Alex Tuch	Shootout	2-3
161.	2/7/19	vs. St. Louis	Brayden Schenn	4:01	0-1
2019-20					
162.	10/6/19	at Carolina	Jacob Slavin	1:53	3-4
163.	10/26/19	vs. Nashville	Ryan Ellis	3:15	2-3
164.	11/29/19	at Washington	Dmitry Orlov	3:03	3-4
165.	12/19/19	vs. Dallas	Tyler Seguin	3:00	3-4
166.	1/27/20	at Dallas	Jamie Benn	2:07	2-3
167.	3/8/20	at Detroit	Robby Fabbrri	Shootout	4-5
2020-21					
168.	1/28/21	at Carolina	Martin Necas	1:12	0-1
169.	3/5/21	at Chicago	Philipp Kurashev	Shootout	3-4
170.	5/1/21	at Detroit	Sam Gagner	Shootout	0-1
2021-22					
171.	10/23/21	vs. Colorado	Cale Makar	Shootout	3-4
172.	11/4/21	at Toronto	William Nylander	2:43	1-2
173.	11/9/21	vs. Carolina	Martin Necas	3:26	1-2
174.	11/30/21	at St. Louis	Ryan O'Reilly	Shootout	3-4
175.	12/31/21	vs. NY Rangers	Mika Zibanejad	Shootout	3-4
176.	1/29/22	vs. Vegas	Mark Stone	Shootout	2-3
177.	4/2/22	vs. Montreal	Nick Suzuki	Shootout	4-5
178.	4/8/22	vs. Boston	Charlie Coyle	3:37	1-2
2022-23					
179.	11/3/22	vs. Carolina	Sebastian Aho	Shootout	3-4
180.	2/7/23	vs. San Jose	Timo Meier	2:19	3-4
181.	2/15/23	at Arizona	Clayton Keller	Shootout	0-1
182.	2/23/23	vs. Buffalo	Ilya Lyubushkin	1:41	5-6
183.	3/2/23	vs. Pittsburgh	Jason Zucker	2:13	4-5
184.	3/9/23	vs. Vegas	Alec Martinez	3:09	3-4

OVERTIME HISTORY

LIGHTNING OVERTIME SCORING LEADERS

PLAYER	G	A	PTS	PLAYER	G	A	PTS
S. Stamkos	13	16	29	R. Zmurner	2	0	2
V. Hedman	8	14	22	D. Andreychuk	1	1	2
M. St. Louis	10	11	21	B. Bellows	1	1	2
B. Point	10	8	18	R. Gudas	1	1	2
V. Lecavalier	8	6	14	A. Meszaros	1	1	2
N. Kucherov	5	9	14	M. Bergevin	0	2	2
A. Killorn	6	6	12	S. Downie	0	2	2
T. Johansson	5	5	10	R. Cullen	0	2	2
O. Palat	4	4	8	M. Lundin	0	2	2
V. Prospal	4	4	8	R. McDonagh	0	2	2
P. Kubina	2	6	8	D. Moore	0	2	2
A. Cirelli	3	4	7	N. Pratt	0	2	2
Y. Gourde	5	1	6	P. Ranger	0	2	2
B. Richards	1	5	6	A. Tanguay	0	2	2
D. Boyle	3	2	5	S. Burr	1	0	1
B. Bradley	2	3	5	Z. Ciger	1	0	1
V. Namestnikov	2	3	5	B. Coleman	1	0	1
T. Purcell	2	3	5	C. Conacher	1	0	1
M. Bergeron	1	4	5	B. Connolly	1	0	1
A. Sergachev	0	5	5	D. Crossman	1	0	1
R. Malone	3	1	4	J. Cullimore	0	1	1
C. Gratton	1	3	4	J. Drouin	1	0	1
V. Filppula	0	4	4	R. Fedotenko	1	0	1
A. Stralman	0	4	4	S. Gagne	1	0	1
M. Andersson	2	1	3	B. Hogue	1	0	1
P. Klim	2	1	3	B. Houlder	1	0	1
N. Thompson	2	1	3	M. Joseph	1	0	1
J. Garrison	1	2	3	F. Kuba	1	0	1
C. Sarich	1	2	3	C. Millar	1	0	1
J. Tuckner	1	2	3	B. Pouliot	1	0	1
E. Brewer	0	3	3	J. Toms	1	0	1
C. Stillman	0	3	3	P-E Bellemare	0	1	1

OVERTIME/SHOOTOUT

RECORD VS. NHL

OPPONENT	GP	W	L	T	PTS
Anaheim	9	3	5	1	12
Arizona	3	1	2	0	4
Boston	22	3	10	9	23
Buffalo	20	6	9	5	26
Calgary	9	7	1	1	16
Carolina	33	12	11	10	45
Chicago	17	8	4	5	25
Colorado	13	5	5	3	18
Columbus	7	6	0	1	13
Dallas	11	3	5	3	14
Detroit	13	8	3	2	21
Edmonton	6	1	3	2	7
Florida	42	19	13	10	61
Los Angeles	9	5	2	2	14
Minnesota	7	3	3	1	10
Montreal	27	10	11	6	37
Nashville	10	5	3	2	15
New Jersey	23	8	7	3	31
NY Islanders	20	11	6	3	31
NY Rangers	21	9	7	5	30
Ottawa	20	10	8	2	30
Philadelphia	19	8	3	8	27
Pittsburgh	16	7	4	5	23
St. Louis	10	2	5	3	12
San Jose	7	4	1	2	11
Toronto	19	9	8	2	28
Vancouver	8	3	3	2	11
Vegas	3	0	3	0	3
Washington	26	11	9	6	37
Winnipeg	29	16	9	4	45
TOTAL	479	203	164	112	682

YEAR-BY-YEAR

SHOOTOUT RECORD

OVERALL				
SEASON	GP	W	L	PTS
2022-23	5	3	2	8
2021-22	7	2	5	9
2020-21	3	1	2	4
2019-20	3	2	1	5
2018-19	7	6	1	13
2017-18	8	6	2	14
2016-17	7	4	3	11
2015-16	6	3	3	9
2014-15	8	3	5	11
2013-14	14	8	6	22
2012-13	4	1	3	5
2011-12	6	3	3	9
2010-11	12	6	6	18
2009-10	11	4	7	15
2008-09	13	3	10	16
2007-08	3	2	1	5
2006-07	12	10	2	22
2005-06	10	6	4	16
TOTAL	139	73	66	212

YEAR-BY-YEAR STREAKS

YEAR	WINNING	UNBEATEN	GAMES W/POINT	LOSING	WINLESS
2022-23	5 (2 times)	-	5 (4 times)	5 (2/26 -3/5)	-
Home	*12 (12/8-1/28)	-	*16 (12/8-2/23)	3 (2/23-3/2)	-
Away	3 (1/14-1/18)	-	3 (2 times)	3 (4 times)	-
2021-22	5 (2 times)	-	9 (10/26-11/18)	4 (4/2-4/8)	-
Home	7 (11/21-12/28)	-	9 (11/21-1/6)	3 (2 times)	-
Away	4 (2 times)	-	5 (11/30-12/9)	3 (3/8-3/12)	-
2020-21	6 (2 times)	-	9 (2/22-3/9)	3 (2 times)	-
Home	6 (1/13-2/5)	-	6 (1/13-2/5)	1 (7 times)	-
Away	3 (2/22-3/4)	-	6 (2/22-3/9)	3 (3/25-4/6)	-
2019-20	*11 (1/29-2/17)	-	13 (1/17-2/17)	4 (2/20-2/27)	-
Home	*11 (12/23-2/15)	-	* 13 (12/27-2/15)	3 (11/27-12/5)	-
Away	6 (1/29-2/17)	-	8 (1/17-2/17)	2 (4 times)	-
2018-19	10 (2/9-2/27)	-	16 (11/29-1/3)	2 (2 times)	-
Home	9 (11/29-1/10)	-	11 (1/19-3/5)	2 (2/5-2/7)	-
Away	6 (2/1-2/27)	-	9 (12-1/1/3)	1 (11 times)	-
2017-18	7 (12/2-12/16)	-	10 (2/20-3/10)	3 (2 times)	-
Home	8 (11/22-12/28)	-	8 (11/22-12/28)	2 (4 times)	-
Away	6 (10/19-11/12)	-	8 (10/16-11/12)	3 (2/5-2/13)	-
2016-17	4 (3 times)	-	7 (2/4-2/21)	4 (11/25-12/1)	-
Home	3 (3 times)	-	5 (3 times)	3 (2 times)	-
Away	5 (3/4-3-24)	-	6 (1/24-2/19)	5 (2 times)	-
2015-16	9 (2/18-3/5)	-	9 (2/18-3/5)	4 (10/24-10/31)	-
Home	9 (1/2-2/12)	-	9 (1/2-2/12)	3 (10/29-11/10)	-
Away	6 (2/20-3/3)	-	6 (2/20-3/3)	3 (2 times)	-
2014-15	6 (10/28-11/9)	-	7 (10/28-11/11)	2 (5 times)	-
Home	10 (12/11 to 1/31)	-	10 (12/11-1/31)	2 (12/16-12/9)	-
Away	2 (5 times)	-	4 (2 times)	2 (3 times)	-
2013-14	5 (5 times)	-	7 (3/8- 3/20)	3 (3/2- 3/6)	-
Home	7 (10/24-11/27)	-	7 (10/24-11/27)	2 (4/3-4/5)	-
Away	5 (12/15-1/3)	-	5 (12/15-1/3)	3 (11/16-11/21)	-
2012-13	5 (1/22-2/1)	-	5 (1/22-2/1)	6 (2 times)	-
Home	5 (1/19-2/1)	-	6 (3/16-4/9)	5 (2/21-3/14)	-
Away	2 (2 times)	-	2 (2 times)	7 (4/6-4/25)	-
2011-12	5 (1/17-1/31)	-	6 (1/17-2/2)	7 (1/3-1/15)	-
Home	6 (10/20-11/17)	-	6 (10/20-11/17)	3 (2 times)	-
Away	2 (2 times)	-	4 (2 times)	6 (12/21-1/13)	-
2010-11	6 (1/18-2/1)	-	8 (12/10-12/26)	4 (2 times)	-
Away	4 (2 times)	-	7 (11/22-12/20)	3 (2 times)	-
2009-10	3 (3 times)	-	7 (3/12-4/3)	5 (11/3-11/12)	-
Home	4 (2/2-2/9)	-	7 (11/3-11/19)	6 (12/7-12/17)	-
Away	3 (3 times)	-	9 (10/8-11/14)	4 (3/14-3/20)	-
2008-09	2 (3 times)	-	5 (11/3-11/19)	7 (11/28-12/17)	-
Home	3 (3 Times)	-	4 (4 times)	9 (2 times)	-
Away	3 (1/19-1/27)	-	4 (10/11-10/21)	5 (3/3-3/21)	-
2007-08	2 (4 times)	-	5 (3/1-3/26)	8 (11/10-12/10)	-
Home	5 (11/7-11/16/07)	-	6 (11/7-11/19/07)	7 (12/22-1/5/08)	-
Away	5 (10/4-10/25/07)	-	6 (10/4-10/27/07)	5 (12/22-1/15/08)	-
2006-07	6 (1/8-2/7/08)	-	*10 (1/5-2/20/08)	7 (10/13-11/5/07)	-
Home	5 (1/7-1/15/07)	-	6 (2/11-2/22/07)	4 (2 times)	-
Away	5 (2/3-2/20/07)	-	5 (2/3-2/20/07)	2 (7 times)	-
2005-06	*7 (1/7-2/1/07)	-	7 (1/7-2/1/07)	4 (11/30-12/14/06)	-
Home	5 (11/27-12/10/05)	-	6 (2 times)	6 (1/19-11/29/02)	-
Away	*8 (3/17-4/8/06)	-	8 (3/17-4/8/06)	3 (2/28-3/6/06)	-
2003-04	4 (1/17-1/28/06)	-	5 (10/15-10/29/05)	6 (3/14-4/14/06)	-
Home	*8 (2/23-3/6/04)	11 (2/23-3/12/04)	*18 (2/5-3/12/04)	4 (12/9-12/16)	6 (11/23-12/4/03)
Away	7 (12-13/12/04)	*10 (1/29-3/12/04)	3 (12/4-12/20/03)	3 (12/2-12/20/03)	5 (11/25-12/20/03)
2002-03	5 (2/23-3/6/04)	*7 (2/23-3/10/04)	*10 (2/5-3/10/04)	3 (12/9-12/16/03)	3 (12/23-03-1/6/04)
Home	4 (2/25-3/4/03)	*13 (3/7-4/2/03)	13 (3/7-4/2/03)	3 (5 Times)	5 (2 Times)
Away	5 (10/12-11/08/02)	9 (2/25-4/2/03)	9 (2/25-4/2/03)	3 (11/9-11/29/02)	3 (2 Times)
2001-02	2 (4 Times)	6 (3/14-3/31/03)	6 (3/14-3/31/03)	5 (2 Times)	6 (2 Times)
Home	3 (12/17-12/26/01)	7 (3/10-3/22/02)	8 (3/10-3/24/02)	5 (3/26-4/3/02)	7 (3/22-4/3/02)
Away	6 (11/17-12/21/01)	6 (11/17-12/21/01)	6 (11/17-12/21/01)	3 (12/31/01-1/12/02)	7 (12/27/01-1/19/02)
2000-01	2 (3 Times)	3 (1/6-1/15/02)	3 (1/6-1/15/02)	4 (2 Times)	9 (2/11-4/10/02)
Home	3 (3 Times)	3 (4 Times)	7 (3/6-3/21/01)	10 (1/12-1/29/01)	10 (1/12-1/29/01)
Away	4 (2/20-3/10/01)	4 (2/20-3/10/01)	7 (2/20-3/17/01)	5 (2 Times)	6 (2 Times)
1999-00	2 (3/21-2/26/00)	2 (3/21-3/30/01)	2 (2 Times)	4 (4 Times)	12 (1/16-3/1/01)
Home	5 (10/23-11/22/99)	4 (12/4-12/14/99)	4 (12/4-12/14/99)	7 (3 Times)	12 (12/14/99-1/11/00)
Away	None	5 (10/23-11/22/99)	5 (10/23-11/22/99)	7 (3/1-3/28/00)	7 (3/1-3/28/00)
1998-99	3 (10/21-10/25/98)	3 (3/14-3/17/00)	3 (3/14-3/17/00)	8 (1/7-2/19/00)	17 (12/2/99-2/19/00)
Home	3 (10/21-10/25/98)	3 (4 Times)	-	9 (11/10-12/3/98)	10 (1/26-2/1/99)
Away	None	2 (1/16-1/21/99)	-	9 (11/10-12/26/98)	9 (11/10-12/26/98)
1997-98	2 (4 Times)	4 (12/16-12/22/97)	*13 (1/3-2/2/98)	8 (12/21/98-1/15/99)	11 (12/15/98-1/16/99)
Home	3 (3/14-3/21/98)	8 (11/19-12/22/97)	*10 (1/3-2/26/98)	*11 (1/2-2/26/98)	*11 (1/2-2/26/98)
Away	2 (2/7-2/25/98)	3 (2/4-2/25/98)	*11 (10/24-12/10/97)	*16 (10/10-12/10/97)	*16 (10/10-12/10/97)
1996-97	4 (2 Times)	6 (2/15-2/25/97)	6 (2/15-2/25/97)	6 (2 Times)	6 (2 Times)
Home	5 (2/20-3/1/97)	7 (2/15-3/1/97)	4 (11/23-11/30/96)	6 (10/24-11/8/96)	6 (10/24-11/8/96)
Away	4 (1/6-1/13/97)	4 (1/6-1/13/97)	5 (11/10-12/4/96)	5 (11/10-12/4/96)	5 (11/10-12/4/96)
1995-96	5 (2 Times)	7 (2/28-3/13/96)	4 (11/5-11/12/95)	5 (2 Times)	5 (2 Times)
Home	6 (2/15-3/10/96)	8 (2/15-3/23/96)	8 (2/15-3/23/96)	4 (2/3-2/13/96)	4 (2/3-2/13/96)
Away	2 (5 Times)	4 (2 Times)	3 (2 Times)	5 (2 Times)	5 (2 Times)
1994-95	2 (6 Times)	3 (2 Times)	6 (4/22-5/3/95)	6 (4/22-5/3/95)	6 (4/22-5/3/95)
Home	4 (1/25-2/10/95)	4 (1/25-2/10/95)	5 (2/20-3/24/95)	5 (2/20-3/24/95)	5 (2/20-3/24/95)
Away	2 (2 Times)	3 (2 Times)	6 (4/14-4/29/95)	6 (4/14-4/29/95)	6 (4/14-4/29/95)
1993-94	4 (1/4-1/12/94)	4 (1/4-1/12/94)	6 (10/23-11/3/93)	9 (2 Times)	9 (2 Times)
Home	3 (3 Times)	3 (2 Times)	4 (10/23-11/3/93)	5 (2 Times)	5 (2 Times)
Away	3 (2 Times)	6 (12/28/93-1/12/94)	3 (2 Times)	10 (10/6-11/26/93)	10 (10/6-11/26/93)
1992-93	4 (11/7-11/13/92)	6 (11/3-11/13/92)	8 (3/9-3/23/93)	8 (2 Times)	8 (2 Times)
Home	3 (11/3-11/13/92)	3 (11/3-11/13/92)	7 (11/14-12/11/92)	9 (3/9-4/10/93)	9 (3/9-4/10/93)
Away	2 (3 Times)	3 (11/6-11/9/92)	5 (12/22/92-1/4/93)	8 (2/3-3/23/93)	8 (2/3-3/23/93)

* Indicates club record.

YEAR-BY-YEAR OVERTIME AND SHOOTOUT RECORD

SEASON	OVERALL					HOME					AWAY				
	GP	W	L	T	PTS	GP	W	L	T	PTS	GP	W	L	T	PTS
2022-23	14	8	6	-	22^	8	3	5	-	11^	6	5	1	-	11^
2021-22	20	12	8	-	32^	13	7	6	-	20^	7	5	2	-	12^
2020-21	10	7	3	-	17^	3	3	0	-	6^	7	4	3	-	11^
2019-20	14	8	6	-	22^	4	2	2	-	6^	10	6	4	-	16^
2018-19	17	13	4	-	30^	6	4	2	-	10^	11	9	2	-	20^
2017-18	17	12	5	-	29^	11	9	2	-	20^	6	3	3	-	9^
2016-17	20	10	10	-	30^	10	6	4	-	16^	10	4	6	-	14^
2015-16	15	10	5	-	25^	10	7	3	-	17^	5	3	2	-	8^
2014-15	15	7	8	-	22^	5	4	1	-	9^	10	3	7	-	13^
2013-14	23	14	9	-	37^	11	5	6	-	16^	12	9	3	-	21^
2012-13	6	2	4	-	8^	3	1	2	-	4^	3	1	2	-	4^
2011-12	21	13	8	-	34^	10	8	2	-	18^	11	5	6	-	16^
2010-11	25	14	11	-	39^	11	6	5	-	17^	14	8	6	-	22^
2009-10	21	9	12	-	30^	13	7	6	-	20^	8	2	6	-	10^
2008-09	23	5	18	-	28^	14	3	11	-	17^	9	2	7	-	11^
2007-08	13	4	9	-	17^	5	2	3	-	7^	8	2	6	-	10^
2006-07	20	15	5	-	35^	7	6	1	-	13^	13	9	4	-	22^
2005-06	18	12	6	-	30^	10	8	2	-	18^	8	4	4	-	12^
2004-05	DID NOT PLAY														
2003-04	18	4	6	8	22*	9	2	3	4	11*	9	2	3	4	11*
2002-03	23	2	5	16	25*	10	0	3	7	10*	13	2	2	9	15*
2001-02	19	4	4	11	23*	10	2	3	5	12*	9	2	1	6	11*
2000-01	13	2	5	6	15*	7	2	2	3	9*	6	0	3	3	6*
1999-00	16	0	7	9	16*	8	0	4	4	8*	8	0	3	5	8*
1998-99	12	1	2	9	11	4	0	0	4	4	8	1	2	5	7
1997-98	13	0	3	10	10	9	0	2	7	7	4	0	1	3	3
1996-97	16	4	2	10	18	7	2	0	5	9	9	2	2	5	9
1995-96	18	3	3	12	18	9	1	3	5	7	9	2	0	7	11
1994-95	7	2	2	3	7	2	1	1	0	2	5	1	1	3	5
1993-94	18	3	4	11	17	8	1	1	6	8	10	2	3	5	9
1992-93	14	3	4	7	13	4	0	1	3	3	10	3	3	4	10
TOTALS:	479	203	164	112	682	236	102	78	56	329	243	101	86	56	331

Includes points from overtime and/or shootout losses.

^ Includes shootout wins and losses.

ALL-TIME HAT TRICKS

DATE	PLAYER	OPPONENT	SCORE	GOALTENDER
1992-93				
1. 10/7/92	Chris Kontos (4)	vs. Chicago at NY Islanders	W, 7-3	Ed Belfour
2. 11/7/92	Woj Crossman	W, 6-5 (OT)	Mark Fitzpatrick	
3. 12/5/92	Brian Bradley	vs. Detroit	L, 9-7	Vincent Riendeau
4. 4/13/93	Mikael Andersson	at Winnipeg	W, 5-3	Jim Hrivnak
1993-94				
None				
1994-95				
None				
1995-96				
5. 3/1/96	Brian Bellows	at San Jose	W, 7-3	Wade Flaherty
6. 3/1/96	Jason Wiemer	at San Jose	W, 7-3	Wade Flaherty
1996-97				
7. 10/12/96	Chris Gratton	at Toronto	W, 7-4	Felix Potvin
8. 11/8/96	Dino Ciccarelli	vs. Pittsburgh	T, 5-5	Ken Wregget
1997-98				
9. 11/19/97	Rob Zamuner	vs. NY Rangers	W, 6-3	Jason Muzzatti
10. 3/21/98	Mikael Renberg	vs. Florida	W, 5-1	John Vanbiesbrouck
1998-99				
11. 12/30/98	Wendel Clark	at Carolina	L, 3-4	Arturs Irbe
12. 3/6/99	Wendel Clark	at Montreal	W, 6-1	Jeff Hackett
13. 3/19/99	Wendel Clark	vs. Detroit	L, 3-5	Chris Osgood
1999-2000				

HAT TRICKS AGAINST

DATE	PLAYER	OPPONENT	SCORE	GOALTENDER
1992-93				
1. 11/17/92	Evgeny Davydov	vs. Winnipeg	L, 5-6	Wendell Young
2. 3/9/93	Teemu Selanne	vs. Winnipeg	L, 2-4	Wendell Young
1993-94				
3. 12/1/93	Derek Plante	vs. Buffalo	L, 0-3	Daren Pupp
4. 2/5/94	Peter Bondra (5)	at Washington	L, 3-6	Daren Pupp
5. 3/15/94	Gary Roberts (4)	vs. Calgary	L, 3-7	Daren Pupp/ Wendell Young
1994-95				
6. 2/14/95	John LeClair	vs. Philadelphia	L, 2-5	Daren Pupp
7. 3/1/95	Uwe Krupp	at Quebec	L, 2-8	Daren Pupp/ J.C. Bergeron
1995-96				
8. 10/15/95	Dan Quinn	vs. Ottawa	L, 4-7	Daren Pupp
9. 12/2/96	Theoren Fleury	at Calgary	L, 0-10	Daren Pupp/ J.C. Bergeron
10. 1/6/96	Alexander Mogilny	at Vancouver	L, 2-9	Daren Pupp/ J.C. Bergeron
11. 3/26/96	Stephane Richer	vs. New Jersey	L, 4-6	Daren Pupp
1996-97				
12. 11/16/96	Brian Rolston	at New Jersey	L, 3-6	Derek Wilkinson
1997-98				
13. 3/28/98	Vincent Damphousse	at Montreal	L, 2-8	Mark Fitzpat- rick
1998-99				
14. 10/16/98	John LeClair	vs. Philadelphia	L, 2-5	Daren Pupp
15. 11/10/98	Kevin Stevens	vs. NY Rangers	L, 2-10	Bill Ranford
16. 2/3/99	Peter Bondra (4)	at Washington	L, 1-10	Corey Schwab/ Bill Ranford
17. 3/8/99	Magnus Arvedson	at Ottawa	L, 3-9	Corey Schwab
1999-00				
18. 10/27/99	Luc Robitaille	vs. Los Angeles	L, 2-5	Daren Pupp
19. 10/28/99	Dave Andreychuk (4)	at Boston	L, 3-7	Daren Pupp/ Kevin Hodson
20. 1/1/00	Pavel Bure (4)	at Florida	L, 5-7	Kevin Hodson
21. 3/12/00	Tony Amonte	vs. Chicago	L, 1-4	Rich Parent
2000-01				
22. 11/1/00	Theoren Fleury	at NY Rangers	L, 1-6	Kevin Weekes
23. 12/6/00	John LeClair	at Philadelphia	L, 3-6	Dan Cloutier
24. 1/4/01	Radek Bonk	at Ottawa	L, 3-8	Kevin Weekes/ Dan Cloutier
25. 2/17/01	Petr Nedved	vs. NY Rangers	L, 4-5	Kevin Weekes
26. 3/1/01	Joe Thornton	at Boston	L, 1-3	Kevin Weekes
2002-03				
27. 11/5/02	Alexander Mogilny	at Toronto	L, 3-4	Nikolai Khabibulin
28. 2/4/03	Jamir Jagr	vs. Washington	L, 1-5	John Grahame/ Nikolai Khabibulin
29. 2/11/03	Dave Scatchard	at NY Islanders	L, 2-6	Nikolai Khabibulin
30. 4/6/03	Kamil Piro	at Atlanta	L, 2-6	Nikolai Khabibulin
2003-04				
		-None-		
2004-05				
		Did Not Play		
2005-06				
31. 11/1/05	Ilya Kovalchuk	at Atlanta	L, 2-5	John Grahame
32. 3/9/06	Derek Roy	at Buffalo	L, 5-8	John Grahame/ Sean Burke
2006-07				
33. 10/16/06	Justin Williams	vs. Carolina	L, 1-5	Marc Denis/ Johan Holmqvist
34. 11/8/06	Nils Ekman	at Pittsburgh	W, 4-3	Johan Holmqvist
35. 12/5/06	Daniel Briere	at Buffalo	L, 1-4	Marc Denis
36. 3/18/07	Alexander Semin	at Washington	L, 1-7	Marc Denis
2007-08				
37. 10/31/07	Jay Pandolfo	at New Jersey	L, 1-6	Johan Holmqvist/ Marc Denis
38. 11/3/07	Ilya Kovalchuk	vs. Atlanta	L, 4-6	Johan Holmqvist

ALL-TIME ATTENDANCE

HOME ATTENDANCE

SEASON	ARENA	CAPACITY	GAMES	TOTAL ATTENDANCE	% CAPACITY	HIGH	LOW	AVERAGE
2022-23	Amalie Arena	19,092	41	782,772	100.0	19,092	19,092	19,092
2021-22	Amalie Arena	19,092	41	782,772	100.0	19,092	19,092	19,092
2020-21	Amalie Arena	19,092	28	72,073	7.4	4,200	0	2,574
2019-20	Amalie Arena+	19,092	34	643,375	100.0	19,092	13,339	18,925
2018-19	Amalie Arena	19,092	41	782,772	100.0	19,092	19,092	19,092
2017-18	Amalie Arena	19,092	41	782,772	100.0	19,092	19,092	19,092
2016-17	Amalie Arena	19,092	41	782,772	100.0	19,092	19,092	19,092
2015-16	Amie Arena	19,092	41	782,772	100.0	19,092	19,092	19,092
2014-15	Amalie Arena	19,204	41	771,761	98.0	19,204	17,109	18,823
2013-14	Times Forum	19,204	41	763,096	96.9	19,204	16,310	18,612
2012-13	Times Forum	19,204	24	457,337	99.2	19,204	17,323	19,056
2011-12	Times Forum	19,204	41	757,192	96.7	19,204	16,489	18,468
2010-11	Times Forum	19,758	41	708,022	87.4	20,849	13,277	17,269
2009-10	Times Forum	19,758	41	635,388	78.4	20,230	12,154	15,497
2008-09	Times Forum^	19,758	41	676,409	83.5	20,544	13,490	16,498
2007-08	Times Forum	19,758	41	766,412	94.6	20,926	16,110	18,693
2006-07	Times Forum	19,758	41	814,944	100.6	21,404	17,704	19,877
2005-06	Times Forum	19,758	41	840,887	103.8	22,120	19,802	20,509
2004-05				Did Not Play				
2003-04	Times Forum	19,758	41	730,634	90.2	20,762	12,784	17,820
2002-03	Times Forum	19,758	41	678,354	83.7	20,819	12,022	16,545
2001-02	Ice Palace Arena	19,758	41	644,610	79.6	20,914	11,421	15,722
2000-01	Ice Palace Arena	19,758	41	611,773	75.4	20,835	10,656	14,907
1999-00	Ice Palace Arena	19,758	41	557,618	68.3	19,758	8,323	13,600
1998-99	Ice Palace Arena	19,758	41	471,518	58.2	20,184	7,715	11,500
1997-98	Ice Palace Arena	19,758	41	568,539	70.2	17,808	10,137	13,867
1996-97	Ice Palace Arena	19,758	41	713,891	88.1	20,543	13,925	17,412
1995-96	ThunderDome	26,000	41	774,569	72.7	26,415	13,488	18,892
1994-95	ThunderDome	26,000	24	478,419	76.7	26,387	14,926	19,934
1993-94	ThunderDome*	26,000	41	805,874	75.6	27,227	8,809	19,655
1992-93	Expo Hall	10,425	41	104,540	96.0	10,425	8,062	10,013
TOTALS		594,589	1,178	20,049,267	86.1	-	-	16,974

* Five home games played at Orlando Arena

+ Includes one game played in Stockholm, Sweden

^ Includes one game played in Prague, Czech Republic

DATE	PLAYER	OPPONENT	SCORE	GOALTENDER
39. 12/13/07	Kristian Huselius	vs. Caglary	L, 6-9	Johan Holmqvist/ Marc Denis
40. 12/13/07	Jarome Iginla	vs. Calgary	L, 6-9	Johan Holmqvist/ Marc Denis
41. 1/24/08	Daniel Alfredsson	vs. Ottawa	L, 8-4	Johan Holmqvist/ Karri Ramo
42. 2/20/08	Thomas Vanek	at Buffalo	L, 3-4 (OT)	Johan Holmqvist
43. 3/19/08	Thomas Vanek	at Buffalo	L, 4-7	Karri Ramo
44. 4/2/08	Chad Larose	at Carolina	L, 2-6	Mike Smith
2008-09				
45. 11/6/08	Chris Drury	at NY Rangers	L, 2-5	Mike Smith
46. 11/23/08	Dainius Zubrus (4)	vs. New Jersey	L, 3-7	Olaf Kotzljg/ Karri Ramo
47. 3/7/09	Eric Staal (4)	vs. Carolina	L, 3-9	Mike McKenna/ Karri Ramo
2009-10				
48. 10/15/09	Milan Michalek	at Ottawa	L, 1-7	Mike Smith
49. 3/18/10	Jason Pominville	vs. Buffalo	L, 2-6	Antero Niittymaki
50. 3/27/10	Derek Roy	at Buffalo	L, 1-7	Antero Niittymaki/ Mike Smith
2010-11				
51. 11/11/10	Alexander Semin	at Washington	L, 3-6	Dan Ellis
52. 11/26/10	Alexander Semin	at Washington	L, 0-6	Mike Smith/ Dan Ellis
53. 1/5/11	Chris Kunitz	at Pittsburgh	L, 1-8	Dwayne Roloson
54. 2/8/11	Drew Stafford	at Buffalo	L, 4-7	Dwayne Roloson
55. 4/5/11	Thomas Vanek	at Buffalo	L, 2-4	Dwayne Roloson
2011-12				
56. 1/13/12	Troy Brouwer	at Washington	L, 3-4	Dwayne Roloson
57. 1/15/12	Evgeni Malkin	vs. Pittsburgh	L, 3-6	Mathieu Garon
58. 2/14/12	Jason Spezza	vs. Ottawa	L, 0-4	Mathieu Garon
59. 2/25/12	Evgeni Malkin	at Pittsburgh	L, 1-8	Dwayne Roloson
60. 3/6/12	Milan Michalek	vs. Ottawa	L, 3-7	Dwayne Roloson
2012-13				
		-None-		
2013-14				
61. 10/12/13	Sidney Crosby	vs. Pittsburgh	L, 4-5	Anders Lindback
62. 10/12/13	Alex Ovechkin	at Washington	L, 5-6 (OT)	Ben Bishop
63. 1/18/14	Joe Pavelski	vs. San Jose	L, 4-5	Ben Bishop
2014-15				
64. 12/13/14	Nicklas Backstrom	at Washington	L, 2-4	Ben Bishop
65. 2/22/15	Nathan MacKinnon	at Colorado	L, 4-5	Andrei Vasilevskiy
2015-16				
		-None-		
2016-17				
66. 10/30/16	Michael Grabner	at NY Rangers	L, 1-6	Ben Bishop
67. 12/1/16	Vladimir Tarasenko	at St. Louis	L, 4-5	Ben Bishop
68. 1/5/17	Colton Sissons	vs. Nashville	L, 1-6	Andrei Vasilevskiy
69. 2/18/17	Antoine Roussel	at Dallas	L, 3-4 (OT)	Andrei Vasilevskiy
70. 3/18/17	T.J. Oshie	vs. Washington	L, 3-5	Andrei Vasilevskiy
2017-18				
71. 12/16/17	Gabriel Landeskog	at Colorado	W, 6-5	Peter Budaj
72. 2/5/18	Connor McDavid	at Edmonton	L, 6-2	Andrei Vasilevskiy/ Louis Domingue
73. 3/6/18	Nick Bjugstad	vs. Florida	W, 5-4	Andrei Vasilevskiy
2018-19				
74. 12/4/18	Frans Nielsen	at Detroit	W, 6-5 (S/O)	Edward Pasquale
75. 3/7/19	Jason Zucker	vs. Minnesota	L, 3-0	Andrei Vasilevskiy
2019-20				
76. 10/5/19	Mike Hoffman	at Florida	L, 4-3	Andrei Vasilevskiy
77. 10/19/19	Tyson靖	vs. Colorado	L, 6-2	Andrei Vasilevskiy
78. 10/30/19	Kyle Palmieri	at New Jersey	W, 7-6 (OT)	Curtis McElhinney
79. 2/27/20	Dominik Kubalik	vs. Chicago	L, 5-2	Curtis McElhinney
2020-21				
80. 5/8/21	Alex Wennberg	at Florida	L, 5-1	Andrei Vasilevskiy
2021-22				
81. 10/14/21	Tyler Bertuzzi	at Detroit	W, 7-6 (OT)	Andrei Vasilevskiy
82. 12/11/21	Brady Tkachuk	at Ottawa	L, 4-0	Brian Elliott
83. 1/2/22	Mika Zibanejad	at NY Rangers	L, 4-0	Andrei Vasilevskiy
84. 3/10/22	Johnny Gaudreau	at Calgary	L, 4-1	Andrei Vasilevskiy
85. 3/24/22	David Pastrnak	at Boston	L, 3-2	Andrei Vasilevskiy
86. 4/4/22	Auston Matthews	vs. Toronto	L, 6-2	Andrei Vasilevskiy
2022-23				
87. 2/23/23	Tage Thompson	vs. Buffalo	L, 6-5 (OT)	Andrei Vasilevskiy
88. 3/5/23	Teuvo Teravainen	at Carolina	L, 6-0	Andrei Vasilevskiy
89. 3/19/23	Jesper Bratt	vs. New Jersey	L, 5-2	Andrei Vasilevskiy

TEN LOWEST HOME ATTENDANCES

NO.	DATE	SITE	OPPONENT	ATTEND.
1.	October 18, 1998	Ice Palace Arena	Washington	7,715
2.	March 2, 1999	Ice Palace Arena	Washington	8,035
3.	November 17, 1992	Expo Hall	Winnipeg	8,062
4.	October 25, 1998	Ice Palace Arena	Vancouver	8,315
5.	January 17, 2000	Ice Palace Arena	Washington	8,323
6.	November 3, 1992	Expo Hall	St. Louis	8,452
7.	October 30, 1992	Expo Hall	San Jose	8,706
8.	October 23, 1998	Ice Palace Arena	Los Angeles	8,708
9.	February 11, 1992	Expo Hall	Minnesota	8,748
10.	February 22, 1999	Ice Palace Arena	New Jersey	8,802

* Does not include 2020-21 season where COVID-19 impacted attendance

TEN HIGHEST AMALIE ARENA ATTENDANCES

NO.	DATE	OPPONENT	ATTEND.
1.	October 5, 2005	Carolina	*22,120
2.	December 28, 2005	Montreal	*21,934
3.	November 25, 2005	New Jersey	*21,812
4.	December 30, 2005	Boston	*21,524
5.	January 26, 2007	New Jersey	*21,404
6.	February 3, 2007	NY Rangers	*21,354
7.	March 25, 2006	NY Rangers	*21,319
8.	March 16, 2007	Buffalo	*21,264
9.	October 7, 2006	Boston	*21,234
10.	February 4, 2006	Washington	*21,219

* Indicates sellout - 19,758 prior to 2011-12 season; 19,204 prior to 2015-16 season; 19,092 following.

ALL-TIME NEUTRAL SITE GAMES

DATE	SITE	OPPONENT	RESULT	ATTENDANCE
December 9, 1992	Miami Arena (Miami, Florida)	NY Rangers	L, 5-6	12,842
February 20, 1993	Halifax Metro Center (Halifax, Nova Scotia)	Quebec	L, 2-5	9,584
January 4, 1994	Colpis Coliseum (Hamilton, Ontario)	Toronto	W, 1-0	17,526
January 17, 1994	Target Center (Minneapolis, Minnesota)	Detroit	L, 3-6	8,764

GREATEST MARGIN OF VICTORY

MARGIN	DATE	OPPONENT	SCORE
9	11/8/03	vs. Pittsburgh	9-0
8	12/7/06	vs. Atlanta	8-0
7	1/7/20	vs. Vancouver	9-2
6	4/21/22	vs. Toronto	8-1
	11/22/00	vs. Atlanta	8-2
	3/3/01	at NY Islanders	6-0
	10/20/05	at Atlanta	6-0
	1/28/06	at Philadelphia	6-0
	1/23/11	vs. Atlanta	7-1
	10/13/14	vs. Montreal	7-1
	10/21/17	vs. Pittsburgh	7-1
	10/13/18	vs. Columbus	8-2
	12/8/18	vs. Colorado	7-1
	2/14/19	vs. Dallas	6-0
	11/14/19	vs. NY Rangers	9-3
	12/7/19	vs. San Jose	7-1
	1/17/20	at Winnipeg	7-1
	12/5/21	at Philadelphia	7-1
	1/22/22	at San Jose	7-1

TEN LOWEST AMALIE ARENA ATTENDANCES

NO.	DATE	OPPONENT	ATTEND.
1.	October 18, 1998	Washington	7,715
2.	March 2, 1999	Washington	8,035
3.	October 25, 1998	Vancouver	8,315
4.	January 17, 2000	Washington	8,323
5.	October 23, 1998	Los Angeles	8,708
6.	February 22, 1999	New Jersey	8,802
7.	October 21, 1998	Pittsburgh	9,073
8.	February 2, 1999	Toronto	9,097
9.	January 26, 1999	Montreal	9,108
10.	February 10, 1999	St. Louis	9,347

ALL-TIME SHUTOUTS & PENALTY SHOTS

ALL-TIME SHUTOUTS FOR

DATE	OPPONENT	SCORE	SAVES	GOALTENDER
1992-93				
1. 11/13/92	vs. Ottawa	1-0	38	Pat Jablonski
1993-94				
2. 12/30/93	at Ottawa	3-0	11	Daren Poppa
3. 1/4/94	at Toronto*	1-0	28	Daren Poppa
4. 1/24/94	vs. Buffalo	4-0	23	Daren Poppa
5. 2/23/94	at Calgary	4-0	18	Daren Poppa
6. 4/9/94	at Boston	3-0	32	Wendell Young
* Game played at Hamilton, Ontario.				
1994-95				
7. 3/31/95	vs. Hartford	2-0	25	Daren Poppa
8. 4/9/95	at Hartford	3-0	23	J. C. Bergeron
1995-96				
9. 11/27/95	vs. Los Angeles	2-0	45	Daren Poppa
10. 12/31/95	at Ottawa	3-0	18	Daren Poppa
11. 1/3/96	at Edmonton	5-0	28	Daren Poppa
12. 3/5/96	vs. Chicago	2-0	20	Daren Poppa
13. 3/10/96	vs. Washington	1-0	28	Daren Poppa
1996-97				
14. 10/15/96	at Buffalo	4-0	22	Corey Schwab
15. 11/19/96	vs. Los Angeles	3-0	31	Corey Schwab
16. 1/13/97	at Chicago	2-0	27	Rick Tabaracci
17. 2/4/97	at Phoenix	2-0	21	Rick Tabaracci
18. 3/1/97	vs. Florida	2-0	24	Rick Tabaracci
19. 3/25/97	vs. Ottawa	5-0	28	Rick Tabaracci
1997-98				
20. 12/17/97	vs. Boston	2-0	31	Corey Schwab
21. 12/31/97	vs. NY Rangers	2-0	14	Corey Schwab (33 min.), Derek Wilkinson (27 min, W)
22. 3/14/98	vs. Chicago	1-0	37	Mark Fitzpatrick
1998-99				
23. 10/21/98	vs. Pittsburgh	5-0	28	Daren Poppa
24. 10/30/98	vs. Los Angeles	3-0	27	Daren Poppa
25. 12/29/98	vs. NY Islanders	3-0	35	Bill Ranford
26. 4/8/99	vs. Boston	3-0	7	Kevin Hodson (20 min, W), Corey Schwab (40 min.)
2000-01				
27. 11/14/00	at Montreal	1-0	34	Kevin Weekes
28. 12/2/00	vs. Detroit	3-0	26	Dan Cloutier
29. 2/24/01	at Philadelphia	0-0	27	Kevin Weekes
30. 3/3/01	at NY Islanders	6-0	25	Kevin Weekes
31. 3/8/01	vs. Carolina	1-0	20	Kevin Weekes
2001-02				
32. 10/13/01	at Los Angeles	1-0	31	Kevin Weekes
33. 10/25/01	vs. Los Angeles	3-0	28	Nikolai Khabibulin
34. 11/17/01	vs. Carolina	2-0	26	Nikolai Khabibulin
35. 11/23/01	vs. New Jersey	2-0	29	Nikolai Khabibulin
36. 11/25/01	at Carolina	4-0	41	Nikolai Khabibulin
37. 12/6/01	vs. Columbus	1-0	27	Nikolai Khabibulin
38. 12/26/01	at Nashville	1-0	31	Kevin Weekes
39. 1/6/02	at Phoenix	3-0	33	Nikolai Khabibulin
40. 1/28/02	at NY Rangers	1-0	42	Nikolai Khabibulin
2002-03				
41. 10/30/02	vs. NY Rangers	3-0	24	Nikolai Khabibulin
42. 1/7/03	vs. Detroit	1-0	30	Nikolai Khabibulin
43. 1/28/03	at Philadelphia	3-0	34	John Grahame
44. 2/19/03	vs. Atlanta	2-0	27	John Grahame
45. 2/25/03	vs. Anaheim	2-0	24	Nikolai Khabibulin
46. 3/22/03	at Phoenix	4-0	21	Nikolai Khabibulin
2003-04				
47. 10/23/03	at Columbus	1-0	20	John Grahame
48. 11/8/03	vs. Pittsburgh	9-0	15	Nikolai Khabibulin
49. 11/23/03	at Carolina	0-0	37	Nikolai Khabibulin
50. 3/1/04	at Colorado	3-0	16	Nikolai Khabibulin
2004-05				
Did Not Play				
2005-06				
51. 10/20/05	at Atlanta	6-0	15	John Grahame
52. 1/3/06	at NY Rangers	1-0	36	John Grahame
53. 1/21/06	at Atlanta	2-0	20	John Grahame
54. 1/26/06	vs. New Jersey	1-0	20	John Grahame
55. 1/28/06	at Philadelphia	6-0	38	Sean Burke
56. 2/4/06	vs. Washington	5-0	29	John Grahame
57. 4/8/06	vs. Pittsburgh	1-0	25	Sean Burke
2006-07				
58. 12/7/06	vs. Atlanta	8-0	21	Marc Denis
59. 2/1/07	at Carolina	4-0	31	Johan Holmqvist
2007-08				
60. 1/18/08	at Pittsburgh	3-0	27	Johan Holmqvist
61. 1/19/08	at Ottawa	2-0	25	Johan Holmqvist
62. 3/15/08	vs. NY Rangers	3-0	20	Mike Smith
2008-09				
63. 10/18/08	vs. Minnesota	0-1 (SO)	21	Mike Smith
64. 12/23/08	at Pittsburgh	2-0	15	Mike Smith
65. 2/7/09	vs. NY Islanders	1-0	28	Mike McKenna

DATE	OPPONENT	SCORE	SAVES	GOALTENDER
2009-10				
66. 12/5/09	vs. NY Islanders	4-0	30	Mike Smith
67. 1/27/10	vs. Montreal	3-0	33	Antero Niittymaki
68. 3/31/10	at Pittsburgh	2-0	27	Mike Smith
2010-11				
69. 10/30/10	at Phoenix	3-0	23	Dan Ellis
70. 11/9/10	vs. Toronto	4-0	28	Dan Ellis
71. 1/4/11	at Washington	1-0 (OT)	34	Dwayne Roloson
72. 1/12/11	vs. Washington	3-0	23	Dwayne Roloson
73. 1/25/11	vs. Toronto	2-0	26	Dwayne Roloson
74. 2/1/11	vs. Philadelphia	4-0	38	Dwayne Roloson
75. 4/3/11	at Chicago	2-0	31	Mike Smith
2011-12				
76. 10/22/11	vs. Buffalo	3-0	21	Mathieu Garon
77. 10/29/11	vs. Winnipeg	1-0	28	Dwayne Roloson
2012-13				
78. 4/4/13	at Carolina	5-0	45	Ben Bishop
2013-14				
79. 11/1/13	at Carolina	3-0	31	Ben Bishop
80. 11/25/13	vs. NY Rangers	5-0	37	Ben Bishop
81. 12/15/13	at Detroit	3-0	28	Ben Bishop
82. 1/3/14	at Calgary	2-0	19	Ben Bishop
83. 3/15/14	vs. New Jersey	3-0	23	Ben Bishop
84. 4/8/14	vs. Toronto	3-0	25	Anders Lindback
85. 4/13/14	at Washington	1-0 (SO)	18	Anders Lindback
2014-15				
86. 12/4/14	vs. Buffalo	5-0	13	Ben Bishop
87. 2/27/15	vs. Chicago	4-0	28	Ben Bishop
88. 3/3/15	vs. Buffalo	3-0	28	Andrei Vasilevskiy
89. 3/10/15	at Montreal	1-0 (OT)	36	Ben Bishop
90. 4/4/15	at Florida	4-0	34	Ben Bishop
2015-16				
91. 11/21/15	vs. Anaheim	5-0	30	Ben Bishop
92. 1/12/16	at Colorado	4-0	21	Ben Bishop
93. 1/27/16	vs. Toronto	1-0	30	Andrei Vasilevskiy
94. 2/26/16	at New Jersey	4-0	21	Ben Bishop
95. 3/13/16	at Columbus	4-0	37	Ben Bishop
96. 3/19/16	at Arizona	2-0	32	Ben Bishop
97. 3/28/16	vs. Toronto	3-0	34	Ben Bishop
2016-17				
98. 11/14/16	at NY Islanders	4-0	34	Andrei Vasilevskiy
99. 11/19/16	at Philadelphia	3-0	32	Andrei Vasilevskiy
100. 2/7/17	vs. Los Angeles	5-0	28	Ben Bishop
2017-18				
101. 10/19/17	at Columbus	2-0	43	Andrei Vasilevskiy
102. 11/28/17	at Buffalo	2-0	34	Andrei Vasilevskiy
103. 12/12/17	at St. Louis	3-0	32	Andrei Vasilevskiy
104. 12/23/17	vs. Minnesota	3-0	22	Andrei Vasilevskiy
105. 12/31/17	at Columbus	5-0	21	Andrei Vasilevskiy
106. 1/2/18	at Toronto	2-0	29	Andrei Vasilevskiy
107. 1/22/18	at Chicago	2-0	40	Andrei Vasilevskiy
108. 4/3/18	vs. Boston	4-0	33	Andrei Vasilevskiy
2018-19				
109. 10/24/18	at Colorado	1-0	22	Andrei Vasilevskiy
110. 1/8/19	vs. Columbus	4-0	31	Andrei Vasilevskiy
111. 1/15/19	at Dallas	2-0	35	Andrei Vasilevskiy
112. 2/1/19	at NY Islanders	1-0 (SO)	36	Andrei Vasilevskiy
113. 2/14/19	vs. Dallas	6-0	32	Andrei Vasilevskiy
114. 2/16/19	vs. Montreal	3-0	32	Andrei Vasilevskiy
2019-20				
115. 1/9/2020	vs. Arizona	4-0	25	Andrei Vasilevskiy
116. 1/11/2020	at Philadelphia	1-0	23	Andrei Vasilevskiy
117. 2/1/2020	at San Jose	3-0	30	Curtis McElhinney
118. 3/5/2020	vs. Montreal	4-0	32	Andrei Vasilevskiy
2020-21				
119. 2/24/21	vs. Carolina	3-0	25	Andrei Vasilevskiy
120. 2/27/21	vs. Dallas	5-0	20	Andrei Vasilevskiy
121. 3/2/21	at Dallas	2-0	28	Andrei Vasilevskiy
122. 4/10/21	at Nashville	3-0	36	Andrei Vasilevskiy
123. 4/29/21	vs. Dallas	3-0	20	Andrei Vasilevskiy
124. 5/1/21	at Detroit	0-1 (SO)	15	Curtis McElhinney
2021-22				
125. 11/23/21	vs. Philadelphia	4-0	34	Andrei Vasilevskiy
126. 11/26/21	vs. Seattle	3-0	17	Andrei Vasilevskiy
127. 4/10/22	vs. Buffalo	5-0	28	Brian Elliott
2022-23				
128. 2/9/23	vs. Colorado	5-0	30	Andrei Vasilevskiy
129. 2/15/23	at Arizona	0-1 (SO)	26	Brian Elliott
130. 2/25/23	at Detroit	3-0	45	Andrei Vasilevskiy
131. 3/28/23	at Carolina	4-0	31	Andrei Vasilevskiy
132. 4/1/23	vs. NY Islanders	5-0	38	Andrei Vasilevskiy
133. 4/13/23	vs. Detroit	5-0	32	Brian Elliott

ALL-TIME SHUTOUTS AGAINST

DATE	OPPONENT	SCORE	SAVES	GOALTENDER
1992-93				
1. 12/18/92	vs. New Jersey	0-2	29	Craig Billington
2. 12/31/92	at Chicago	0-5	22	Ed Belfour
3. 1/4/93	at Vancouver	0-7	27	Kirk McLean
4. 2/11/93	vs. Minnesota	0-1	34	Jon Casey
1993-94				
5. 10/9/93	vs. Florida	0-2	35	John Vanbiesbrouck
6. 10/23/93	vs. Toronto	0-2	25	Felix Potvin
7. 11/3/93	at Montreal	0-1	37	Patrick Roy
8. 11/26/93	at Philadelphia	0-3	27	Tommy Soderstrom
9. 12/3/93	vs. Buffalo	0-3	33	Dominik Hasek
10. 1/13/94	at Chicago	0-1	20	Ed Belfour
11. 3/20/94	vs. Washington	0-3	23	Don Beaupre
12. 4/12/94	vs. NY Islanders	0-2	30	Ron Hextall
1994-95				
13. 3/13/95	vs. Washington	0-3	16	Jim Carey
1995-96				
14. 10/14/95	at Washington	0-2	21	Jim Carey
15. 11/1/95	at Pittsburgh	0-10	27	Ken Wregget
16. 12/14/95	at Philadelphia	0-4	18	Ron Hextall
17. 1/2/96	at Calgary	0-10	32	Trevor Kidd
18. 2/24/96	at Detroit	0-2	25	Mike Vernon
19. 3/15/96	at New Jersey	0-5	32	Martin Brodeur
20. 3/17/96	at Ottawa	0-5	30	Damian Rhodes
1996-97				
21. 11/27/96	vs. Buffalo	0-3	32	Dominik Hasek
22. 12/19/96	at Boston	0-3	34	Bill Ranford
23. 2/1/97	vs. Boston	0-3	25	Rob Tallas
24. 2/5/97	at Dallas	0-4	28	Arturs Irbe
25. 3/6/97	vs. Phoenix	0-5	30	Nikolai Khabibulin
26. 3/13/97	vs. NY Islanders	0-3	24	Tommy Salo
27. 4/4/97	at New Jersey	0-3	26	Martin Brodeur
1997-98				
28. 10/10/97	at Detroit	0-3	29	Chris Osgood
29. 10/18/97	at New Jersey	0-5	27	Mike Dunham
30. 11/28/97	at Carolina	0-2	27	Sean Burke
31. 12/5/97	at Buffalo	0-4	38	Dominik Hasek
32. 12/10/97	at Dallas	0-3	12	Ed Belfour
33. 12/14/97	at Philadelphia	0-3	20	Ron Hextall
34. 1/31/98	at Florida	0-2	27	John Vanbiesbrouck
35. 3/11/98	vs. Edmonton	0-2	20	Curtis Joseph
36. 4/1/98	at NY Islanders	0-4	25	Wade Flaherty
37. 4/6/98	vs. NY Islanders	0-3	26	Wade Flaherty
38. 4/18/98	at NY Islanders	0-4	25	Wade Flaherty
1998-99				
39. 10/14/98	vs. NY Islanders	0-2	22	Tommy Salo
40. 12/23/98	at Buffalo	0-2	38	Dominik Hasek
41. 2/2/99	vs. Toronto	0-3	23	Curtis Joseph
42. 3/13/99	at Florida	0-1	24	Sean Burke
43. 3/17/99	vs. Pittsburgh	0-2	16	Jean-Sebastian Aubin
44. 3/24/99	vs. Nashville	0-3	27	Mike Dunham
45. 4/1/99	at St. Louis	0-3	27	Grant Fuhr
1999-00				
46. 10/9/99	at New Jersey	0-1	14	Martin Brodeur
47. 12/18/99	at Philadelphia	0-4	29	Brian Boucher
48. 1/22/00	at NY Islanders	0-2	28	Kevin Weekes
49. 2/8/00	vs. San Jose	0-8	23	Steve Shields
50. 3/21/00	at Boston	0-4	16	Robbie Ftorek (40 min., W), John Grahame (20 min.)
2000-01				
51. 10/27/00	vs. Ottawa	0-6	24	Jani Hurne
52. 12/8/00	vs. Colorado	0-2	20	David Aebischer
53. 1/12/01	vs. Philadelphia	0-3	21	Roman Cechmanek
54. 1/20/01	at Ottawa	0-3	18	Jani Hurne
55. 2/24/01	at Philadelphia	0-0	36	Roman Cechmanek
56. 3/4/01	at New Jersey	0-6	15	Martin Brodeur
57. 3/22/01	vs. Atlanta	0-2	29	Milan Hrnica
2001-02				
58. 10/7/01	vs. Florida	0-5	28	Roberto Luongo
59. 11/6/01	at NY Islanders	0-3	29	Chris Osgood
60. 12/1/01	at Philadelphia	0-1	15	Roman Cechmanek
61. 12/2/01	at NY Rangers	0-2	20	Mike Richter
62. 1/2/02	at Minnesota	0-2	36	Dwayne Roloson
63. 1/4/02	at Chicago	0-2	17	Jocelyn Thibault
2002-03				
64. 12/23/02	at Washington	0-3	40	Olaf Kolzig
65. 1/14/03	at Ottawa	0-7	17	Patrick Lalime
2003-04				
66. 11/6/03	vs. Los Angeles	0-1	30	Roman Cechmanek
67. 11/11/03	at Florida	0-4	26	Roberto Luongo
68. 11/23/03	at Carolina	0-0	21	Kevin Weekes
69. 12/25/03	vs. NY Rangers	0-2	36	Jussi Markanen
70. 12/16/03	at Toronto	0-3	21	Ed Belfour
71. 12/19/03	vs. Anaheim	0-2	31	J.S. Giguere
72. 1/2/04	vs. Columbus	0-2	37	Mark Denis
73. 3/21/04	at NY Islanders	0-3	29	Ric DiPietro

ALL-TIME PENALTY SHOTS FOR

	DATE	OPPONENT	SCORE	PLAYER	GOALTENDER	RESULT
1992-93						
1.	10/12/92	vs. Toronto	L, 2-5	Brian Bradley	Felix Potvin	Failed
2.	12/15/92	at Los Angeles	W, 3-2	Mikael Andersson	Robb Stauber	Goal
3.	2/25/93	vs. Chicago	L, 1-5	Steve Maltais	Ed Belfour	Failed
1995-96						
4.	4/3/96	vs. Hartford	W, 4-2	Brian Bradley	Sean Burke	Failed
1996-97						
5.	1/11/97	vs. NY Islanders	T, 4-4	Rob Zamuner	Tommy Salo	Goal
1997-98						
6.	10/9/97	at Chicago	W, 1-4	Rob Zamuner	Chris Terrieri	Failed
7.	12/3/97	vs. Phoenix	W, 2-1	Dino Ciccarelli	Nikolai Khabibulin	Failed
1998-99						
8.	11/24/98	vs. Boston	L, 1-4	Daymond Langkow	Rob Tallas	Failed
1999-00						
9.	10/15/99	vs. Anaheim	L, 2-3	Stan Drulia	Guy Hebert	Failed
10.	1/7/00	at Edmonton	L, 1-5	Mike Sillinger	Tommy Salo	Failed
11.	1/13/00	vs. NY Islanders	W, 4-2	Dan Kesa	Roberto Luongo	Failed
2000-01						
12.	2/1/01	vs. Buffalo	W, 4-2	Mike Johnson	Martin Biron	Failed
2001-02						
13.	3/30/01	at Toronto	L, 2-3	Vincent Lecavalier	Curtis Joseph	Failed
14.	1/12/02	vs. Ottawa	L, 1-2	Martin St. Louis	Jani Hurme	Failed
15.	2/26/02	vs. Detroit	L, 1-4	Dan Boyle	Dominik Hasek	Failed
2002-03						
16.	2/19/03	vs. Atlanta	W, 2-0	Vincent Lecavalier	Milan Hnिका	Failed
17.	3/24/03	at San Jose	W, 4-1	Martin St. Louis	Evgeni Nabokov	Failed
2003-04						
18.	1/27/04	at Pittsburgh	W, 6-2	Dan Boyle	Marc-Andre Fleury	Failed
19.	4/3/04	vs. Atlanta	L, 1-2	Vincent Lecavalier	Kari Lehtonen	Failed
2004-05						
	Did Not Play					
2005-06						
20.	10/20/05	at Atlanta	W, 6-0	Ruslan Fedotenko	Michael Garnett	Goal
21.	1/2/06	at NY Islanders	W, 2-1	Vincent Lecavalier	Garth Snow	Failed
2006-07						
22.	11/11/06	vs. Atlanta	W, 5-3	Martin St. Louis	Kari Lehtonen	Failed
23.	11/22/06	at Florida	W, 6-4	Vincent Lecavalier	Alex Auld	Failed
2007-08						
24.	10/29/07	at NY Rangers	L, 1-3	Vincent Lecavalier	Henrik Lundqvist	Goal
25.	11/8/07	at Carolina	W, 5-1	Vincent Lecavalier	Cam Ward	Failed
26.	3/8/08	at Columbus	L, 3-5	Vincent Lecavalier	Pascal Leclaire	Goal
2008-09						
27.	11/23/08	vs. New Jersey	L, 3-7	Ryan Malone	Scott Clemmensen	Failed
28.	12/2/08	at Philadelphia	L, 3-4 (OT)	Ryan Malone	Brent Biron	Failed
29.	1/1/09	at Washington	L, 4-7	Adam Hall	Martin Biron	Failed
30.	1/15/09	vs. Philadelphia	W, 4-1	Vincent Lecavalier	Martin Biron	Goal
31.	1/27/09	vs. Montreal	W, 5-3	Mark Recchi	Carey Price	Failed
32.	1/30/09	vs. Philadelphia	L, 1-6	Martin St. Louis	Antero Niittymaki	Failed
33.	2/10/09	vs. Atlanta	L, 3-1	Steven Stamkos	Kari Lehtonen	Failed
2009-10						
34.	10/29/09	vs. Ottawa	W, 5-2	Martin St. Louis	Brian Elliott	Failed
35.	1/2/10	vs. Pittsburgh	W, 5-1	Vincent Lecavalier	Marc-Andre Fleury	Failed
36.	1/14/10	vs. Florida	L, 2-3	Martin St. Louis	Tomas Vokoun	Failed
37.	3/6/10	vs. Atlanta	W, 4-2	Teddy Purcell	Johan Hedberg	Goal
2010-11						
38.	10/27/10	vs. Pittsburgh	W, 5-3	Steven Bergenheim	Marc-Andre Fleury	Failed
39.	12/18/10	vs. Buffalo	W, 3-1	Vincent Lecavalier	Ryan Miller	Failed
40.	12/20/10	vs. Carolina	W, 5-1	Steven Bergenheim	Justin Peters	Failed
41.	12/30/10	vs. Montreal	W, 4-1	Steven Stamkos	Carey Price	Goal
42.	1/5/11	at Pittsburgh	L, 1-8	Steven Stamkos	Marc-Andre Fleury	Failed
43.	1/21/11	at Florida	W, 2-1	Vincent Lecavalier	Tomas Vokoun	Failed
44.	4/8/11	vs. Florida	W, 4-2	Vincent Lecavalier	Scott Clemmensen	Goal
2011-12						
	None Taken					
2012-13						
45.	4/27/13	vs. Florida	L, 3-5	Benoit Pouliot	Jacob Markstrom	Failed
2013-14						
46.	2/1/14	at Montreal	W, 2-1	Nikita Kucherov	Carey Price	Failed
47.	2/8/14	vs. Detroit	W, 4-2	Nikita Kucherov	Jimmy Howard	Failed
48.	3/15/14	vs. New Jersey	W, 3-0	J.T. Brown	Martin Brodeur	Failed
2014-15						
49.	11/8/14	at Columbus	W, 7-4	Nikita Kucherov	Anton Forsberg	Failed
2015-16						
50.	11/14/15	vs. Florida	L, 4-5 (SO)	Steven Stamkos	Roberto Luongo	Failed
51.	1/12/16	vs. NY Islanders	L, 2-3	Steven Stamkos	Thomas Greiss	Failed
52.	12/20/15	vs. Ottawa	W, 5-2	Valtteri Filppula	Andrew Hammond	Failed
53.	2/23/16	vs. Arizona	W, 2-1	Cedric Pakquette	Louis Domingue	Goal
54.	2/28/16	at Boston	W, 4-1	Steven Stamkos	Tuukka Rask	Goal
55.	3/31/16	vs. Montreal	L, 0-3	Ondrej Palat	Mike Condon	Failed
2016-17						
	None Taken					
2017-18						
56.	1/11/18	vs. Calgary	L, 1-5	Cedric Pakquette	Mike Smith	Failed
57.	2/3/18	at Vancouver	W, 4-2	Cory Conacher	Jacob Markstrom	Goal
2018-19						
	None Taken					
2019-20						
58.	10/19/19	vs. Colorado	L, 2-6	Nikita Kucherov	Pavel Francouz	Failed
2020-21						
59.	4/29/21	vs. Dallas	W, 3-0	Blake Coleman	Jake Oettinger	Goal
2021-22						
60.	11/20/21	vs. New Jersey	L, 3-5	Brayden Point	MacKenzie Blackwood	Failed
61.	1/27/22	vs. New Jersey	W, 3-2	Anthony Cirelli	Jon Gillies	Failed
2022-23						
	None Taken					

ALL-TIME PENALTY SHOTS AGAINST

	DATE	OPPONENT	SCORE	PLAYER	GOALTENDER	RESULT
1992-93						
1.	11/17/92	at NY Islanders	W, 6-5	Pierre Turgeon	Pat Jablonski	Goal
2.	12/31/92	at Chicago	L, 0-5	Bryan Marchment	Pat Jablonski	Failed
3.	3/9/93	vs. Winnipeg	L, 2-4	Teemu Selanne	Wendell Young	Goal
1995-96						
4.	1/3/96	at Edmonton	W, 5-0	Doug Weight	Daren Pappa	Failed
5.	1/13/96	vs. Ottawa	W, 4-1	Radek Bonk	Daren Pappa	Failed
1997-98						
6.	10/24/97	at NY Rangers	L, 3-4	Mike Keane	Corey Schwab	Goal
7.	12/17/97	vs. Boston	W, 2-0	Steve Heinze	Corey Schwab	Failed
8.	1/20/01	vs. NY Islanders	L, 1-7	Robert Reichel	Zac Bierk	Goal
9.	1/31/98	at Florida	L, 0-2	Tom Fitzgerald	Mark Fitzpatrick	Failed
1998-99						
10.	1/10/99	at NY Rangers	L, 2-5	John MacLean	Bill Ranford	Goal
1999-00						
11.	12/2/99	at Phoenix	L, 1-3	Jeremy Roenick	Dan Cloutier	Goal
2000-01						
12.	1/4/01	at Ottawa	L, 3-8	Marian Hossa	Dan Cloutier	Failed
13.	1/20/01	at Ottawa	L, 0-3	Daniel Alfredsson	Dan Cloutier	Failed
14.	3/29/01	vs. Montreal	L, 2-6	Martin Rucinsky	Kevin Weekes	Goal
2001-02						
15.	11/10/01	vs. Pittsburgh	W, 3-2	Wayne Primeau	Nikolai Khabibulin	Goal
16.	3/22/02	vs. Montreal	T, 3-3	Richard Zednik	Nikolai Khabibulin	Failed
2002-03						
17.	1/22/03	vs. Montreal	T, 2-2	Saku Koivu	Nikolai Khabibulin	Failed
2003-04						
18.	1/19/04	vs. Colorado	L, 4-5 (OT)	Milan Hejduk	Nikolai Khabibulin	Goal
19.	1/27/04	at Pittsburgh	W, 6-2	Brian Holzinger	John Grahame	Failed
2004-05						
Did Not Play						
2005-06						
20.	11/20/06	at Carolina	W, 5-2	Justin Williams	John Grahame	Goal
21.	11/23/05	at Washington	W, 4-3	Matt Pettinger	John Grahame	Goal
22.	11/25/05	vs. New Jersey	L, 2-8	Brian Gionta	Sean Burke	Failed
23.	1/17/06	at Los Angeles	W, 4-1	Sean Avery	John Grahame	Failed
24.	2/9/06	vs. Carolina	W, 5-3	Erik Cole	John Grahame	Failed
2006-07						
25.	3/3/07	at Florida	L, 2-6	Ville Peltonen	Marc Denis	Goal
2007-08						
26.	12/29/07	vs. Philadelphia	L, 2-2	Jeffrey Lupul	Karri Ramo	Goal
27.	3/4/08	vs. Pittsburgh	L, 0-4	Petr Sykora	Mike Smith	Failed
2008-09						
28.	12/8/08	at Boston	L, 3-5	P.J. Axelsson	Mike Smith	Failed
29.	4/3/09	at New Jersey	L, 4-5 (OT)	Brendan Shanahan	Karri Ramo	Goal
2009-10						
30.	10/31/09	at New Jersey	L, 1-2 (SO)	Jamie Langenbrunner	Antero Niittymaki	Failed
31.	12/13/09	at Chicago	L, 0-4	Troy Brouwer	Antero Niittymaki	Failed
32.	2/14/10	at NY Rangers	L, 2-5	Sean Avery	Mike Smith	Goal
2010-11						
33.	11/27/10	vs. Florida	SOL, 3-4	Radek Dvorak	Dan Ellis	Goal
34.	2/15/11	vs. Philadelphia	SOL, 3-4	Drroll Power	Dwayne Roloson	Goal
2011-12						
35.	2/14/12	vs. Ottawa	L, 0-4	Kyle Turris	Mathieu Garon	Failed
2012-13						
36.	3/29/13	vs. New Jersey	W, 5-4(SO)	Tom Kostopoulos	Mathieu Garon	Goal
2013-14						
37.	10/3/13	at Boston	L, 1-3	Chris Kelly	Anders Lindback	Goal
38.	11/27/13	vs. Philadelphia	W, 4-2	Wayne Simmonds	Anders Lindback	Failed
2014-15						
39.	10/20/14	at Edmonton	L, 2-3	Taylor Hall	Ben Bishop	Goal
2016-16						
40.	10/8/15	vs. Philadelphia	W, 3-2 (OT)	Claude Giroux	Ben Bishop	Failed
41.	10/8/15	vs. Philadelphia	W, 3-2 (OT)	Scott Laughton	Ben Bishop	Failed
42.	11/14/15	vs. Florida	L, 4-5 (SO)	Brandon Pirri	Ben Bishop	Goal
43.	11/19/15	vs. NY Rangers	W, 2-1	Chris Kreider	Ben Bishop	Failed
2016-17						
44.	11/12/16	vs. San Jose	L, 3-1	Joonas Donskoi	Ben Bishop	Failed
45.	1/3/17	vs. Winnipeg	L, 6-4	Nikolaj Ehlers	Andrei Vasilevskiy	Goal
2017-18						
46.	10/16/17	at Detroit	W, 3-2	Justin Abdelkader	Andrei Vasilevskiy	Goal
47.	2/26/18	vs. Toronto	W, 4-3	Mitchell Marner	Andrei Vasilevskiy	Failed
2018-19						

BEST & WORST RECORD

BEST				WORST			BEST				WORST		
GAME	PTS	RECORD	YEAR(S)	PTS	RECORD	YEAR(S)	GAME	PTS	RECORD	YEAR(S)	PTS	RECORD	YEAR(S)
1	2	1-0-0	1992-93, 1996-97, 1997-98, 1999-2000, 2002-03, 2003-04 2008-09, 2009-10 2005-06, 2006-07 2013-14, 2022-23 2007-08, 2010-11, 2011-12, 2014-15, 2015-16, 2016-17, 2017-18, 2018-19, 2019-20, 2020-21	0	0-1-0	1993-94, 1994-95, 1998-99, 2001-02	39	62	30-7-2	2018-19	21	9-27-3	1998-99
							40	64	31-7-2	2018-19	21	9-28-3	1998-99
							41	66	32-7-2	2018-19	21	9-29-3	1998-99
							42	66	32-8-2	2018-19	21	9-30-3	1998-99
							43	68	33-8-2	2018-19	22	9-30-4	1998-99
							44	70	34-8-2	2018-19	24	10-30-4	1998-99
							45	72	35-8-2	2018-19	26	9-28-8	1997-98
											11-30-4	1998-99	
							46	72	35-9-2	2018-19	26	9-29-8	1997-98
											11-31-4	1998-99	
							47	74	36-9-2	2018-19	26	9-30-8	1997-98
											11-32-4	1998-99	
							48	74	36-10-2	2018-19	26	9-31-8	1997-98
											11-33-4	1998-99	
							49	76	37-10-2	2018-19	26	9-32-8	1997-98
											11-35-4	1998-99	
							50	76	37-11-2	2018-19	26	9-33-8	1997-98
											11-34-4	1998-99	
							51	78	38-11-2	2018-19	26	9-34-8	1997-98
											11-36-4	1998-99	
							52	80	39-11-2	2018-19	26	9-35-8	1997-98
											11-37-4	1998-99	
							53	81	39-11-3	2018-19	26	9-36-8	1997-98
											11-38-4	1998-99	
											9-36-9	1997-98	
							54	82	39-11-4	2018-19	27	11-38-5	1998-99
											9-37-9	1997-98	
							55	84	40-11-4	2018-19	27	11-39-5	1998-99
											10-37-9	1997-98	
							56	86	41-11-4	2018-19	29	12-39-5	1998-98
											12-40-5	1998-99	
							57	88	42-11-4	2018-19	29	12-41-5	1998-99
							58	90	43-11-4	2018-19	29	13-41-5	1998-99
							59	92	44-11-4	2018-19	31	13-42-5	1998-99
							60	94	45-11-4	2018-19	31	13-42-5	1998-99
							61	96	46-11-4	2018-19	33	12-40-9	1997-98
											14-42-5	1998-99	
							62	98	47-11-4	2018-19	33	12-41-9	1997-98
							63	100	48-11-4	2018-19	35	13-41-9	1997-98
											15-43-5	1998-99	
							64	102	49-11-4	2018-19	35	13-42-9	1997-98
											15-44-5	1998-99	
							65	102	49-12-4	2018-19	37	14-42-9	1997-98
											16-44-5	1998-99	
							66	104	50-12-4	2018-19	37	14-43-9	1997-98
											16-45-5	1998-99	
							67	106	51-12-4	2018-19	37	16-46-5	1998-99
							68	106	51-13-4	2018-19	37	16-47-5	1998-99
							69	108	52-13-4	2018-19	39	17-47-5	1998-99
							70	110	53-13-4	2018-19	39	17-48-5	1998-99
							71	112	54-13-4	2018-19	39	17-49-5	1998-99
							72	114	55-13-4	2018-19	40	17-49-6	1998-99
							73	116	56-13-4	2018-19	40	17-50-6	1998-99
							74	118	57-13-4	2018-19	40	17-51-6	1998-99
							75	120	58-13-4	2018-19	42	18-51-6	1998-99
							76	120	58-14-4	2018-19	43	17-50-9	1997-98
											18-51-7	1998-99	
							77	122	59-14-4	2018-19	43	17-51-9	1997-98
							78	122	59-15-4	2018-19	43	17-52-9	1997-98
							79	124	60-15-4	2018-19	43	17-53-9	1997-98
							80	124	60-16-4	2018-19	43	17-54-9	1997-98
							81	126	61-16-4	2018-19	43	17-55-9	1997-98
							82	128	62-16-4	2018-19	44	17-55-10	1997-98
							83	69	29-43-11	1993-94	53	23-53-7	1992-93
							84	71	30-43-11	1993-94	53	23-54-7	1992-93

SEASON OPENERS & CLOSERS

OPENING GAMES

SEASON	OPENER	HOME OPENER	ROAD OPENER
2022-23	Lightning 1 at NY Rangers 3	Lightning 2 vs. Philadelphia 3	Lightning 1 at NY Rangers 3
2021-22	Lightning 2 vs. Pittsburgh 6	Lightning 2 vs. Pittsburgh 6	Lightning 7 at Detroit 6 (OT)
2020-21	Lightning 5 vs. Chicago 1	Lightning 5 vs. Chicago 1	Lightning 3 at Columbus 2 (OT)
2019-20	Lightning 5 vs. Florida 2	Lightning 5 vs. Florida 2	Lightning 3 at Florida 4
2018-19	Lightning 2 vs. Florida 1 (SO)	Lightning 2 vs. Florida 1 (SO)	Lightning 4 at Minnesota 5 (OT)
2017-18	Lightning 5 vs. Florida 3	Lightning 5 vs. Florida 3	Lightning 4 at Florida 5
2016-17	Lightning 6 vs. Detroit 4	Lightning 6 vs. Detroit 4	Lightning 4 at Ottawa 1
2015-16	Lightning 3 vs. Philadelphia 2 (OT)	Lightning 3 vs. Philadelphia 2 (OT)	Lightning 4 at Buffalo 1
2014-15	Lightning 3 vs. Florida 2 (OT)	Lightning 3 vs. Florida 2 (OT)	Lightning 4 at Vancouver 2
2013-14	Lightning 1 at Boston 3	Lightning 7 vs. Florida 2	Lightning 1 at Boston 3
2012-13	Lightning 6 vs. Washington 3	Lightning 6 vs. Washington 3	Lightning 3 at NY Islanders 4
2011-12	Lightning 5 at Carolina 1	Lightning 4 vs. Florida 7	Lightning 5 at Carolina 1
2010-11	Lightning 5 vs. Atlanta 3	Lightning 5 vs. Atlanta 3	Lightning 4 at Montreal 3 (OT)
2009-10	Lightning 3 at Atlanta 6	Lightning 3 vs. New Jersey 4 (SO)	Lightning 3 at Atlanta 6
2008-09	Lightning 1 vs. NY Rangers 2*	Lightning 1 vs. NY Rangers 2*	Lightning 1 at NY Rangers 2*
2007-08	Lightning 3 vs. New Jersey 1	Lightning 3 vs. New Jersey 1	Lightning 4 at Florida 6
2006-07	Lightning 3 at Atlanta 2 (SO)	Lightning 2 vs. Boston 3	Lightning 3 at Atlanta 2 (SO)
2005-06	Lightning 5 vs. Carolina 2	Lightning 5 vs. Carolina 2	Lightning 0 at Florida 2
2004-05		Did Not Play	
2003-04	Lightning 5 vs. Boston 1	Lightning 5 vs. Boston 1	Lightning 3 at New Jersey 2
2002-03	Lightning 4 at Florida 3	Lightning 5 vs. Carolina 1	Lightning 4 at Florida 3
2001-02	Lightning 2 vs. NY Islanders 3	Lightning 2 vs. NY Islanders 3	Lightning 3 at San Jose 4
2000-01	Lightning 3 vs. NY Islanders 3 (OT)	Lightning 3 vs. NY Islanders 3 (OT)	Lightning 2 at Pittsburgh 3
1999-00	Lightning 4 vs. NY Islanders 2	Lightning 4 vs. NY Islanders 2	Lightning 0 at New Jersey 1
1998-99	Lightning 1 at Florida 4	Lightning 0 vs. NY Islanders 2	Lightning 1 at Florida 4
1997-98	Lightning 4 vs. Carolina 2	Lightning 4 vs. Carolina 2	Lightning 4 at Chicago 1
1996-97	Lightning 4 at Pittsburgh 3 (OT)	Lightning 5 vs. NY Rangers 2	Lightning 4 at Pittsburgh 3 (OT)
1995-96	Lightning 3 vs. Calgary 3 (OT)	Lightning 3 vs. Calgary 3 (OT)	Lightning 0 at Washington 2
1994-95	Lightning 3 vs. Pittsburgh 5	Lightning 3 vs. Pittsburgh 5	Lightning 2 at Florida 4
1993-94	Lightning 1 at New Jersey 2	Lightning 0 vs. Florida 2	Lightning 1 at New Jersey 2
1992-93	Lightning 7 vs. Chicago 3	Lightning 7 vs. Chicago 3	Lightning 1 at Minnesota 2
TOTALS	GP W L T OTL	GP W L T OTL	GP W L T OTL
	30 19 9 2 0	30 18 9 2 1	30 12 17 0 1

* played at O2 Arena in Prague, Czech Republic

SEASON OPENER LINEUPS

2022-23
OCTOBER 11, 2022 LIGHTNING 1 AT NY RANGERS 3
MADISON SQUARE GARDEN - ATTEN. 18,006
5 Myers, 7 Fleury, 10 Perry, 14 Maroon, 17 Killorn, 18 Palat, 20 Paul, 21 Point, 38 Hagel, 41 Bellemare, 45 Koepke, 52 Foote, 77 Hedman, 79 Colton, 81 Cernak, 86 Kucherov, 90 Namestnikov, 91 Stamkos, 98 Sergachev, 1 Elliott, 88 Vasilevskiy

2021-22
OCTOBER 12, 2021 LIGHTNING 2 VS. PITTSBURGH 6
AMALIE ARENA - ATTEN. 19,092
7 Joseph, 10 Perry, 14 Maroon, 16 Raddysch, 17 Killorn, 18 Palat, 21 Point, 24 Bogosian, 27 McDonagh, 41 Bellemare, 44 Rutta, 71 Cirelli, 77 Hedman, 79 Colton, 81 Cernak, 86 Kucherov, 91 Stamkos, 98 Sergachev, 1 Elliott, 88 Vasilevskiy

2020-21
JANUARY 13, 2021 LIGHTNING 5 VS. CHICAGO 1
AMALIE ARENA - ATTEN. 0
7 Joseph, 14 Maroon, 17 Killorn, 18 Palat, 19 Goodrow, 20 Coleman, 21 Point, 27 McDonagh, 37 Gourde, 44 Rutta, 52 Foote, 67 Stephens, 71 Cirelli, 77 Hedman, 81 Cernak, 91 Stamkos, 92 Volkov, 98 Ser-gachev, 35 McElhinney, 88 Vasilevskiy

2019-20
OCTOBER 3, 2019 LIGHTNING 5 VS. FLORIDA 2
AMALIE ARENA - ATTEN. 19,092
7 Joseph, 9 Johnson, 14 Maroon, 17 Killorn, 18 Palat, 22 Shattenkirk, 23 Verhaeghe, 27 McDonagh, 28 Witkowski, 37 Gourde, 46 Smith, 55 Coburn, 71 Cirelli, 77 Hedman, 81 Cernak, 86 Kucherov, 91 Stamkos, 98 Sergachev, 35 McElhinney, 88 Vasilevskiy

2018-19
OCTOBER 6, 2018 LIGHTNING 2 VS. FLORIDA 1 (SO)
AMALIE ARENA - ATTEN. 19,092
5 Girardi, 6 Stralman, 7 Joseph, 10 Miller, 13 Paquette, 17 Killorn, 18 Palat, 21 Point, 27 McDonagh, 37 Gourde, 55 Coburn, 71 Cirelli, 73 Erne, 77 Hedman, 86 Kucherov, 89 Conacher, 91 Stamkos, 98 Sergachev, 70 Domingue, 88 Vasilevskiy

2017-18
OCTOBER 6, 2017 LIGHTNING 5 VS. FLORIDA 3
AMALIE ARENA - ATTEN. 19,092
5 Girardi, 6 Stralman, 9 Johnson, 13 Paquette, 14 Kunitz, 17 Killorn, 18 Palat, 21 Point, 24 Callahan, 37 Gourde, 40 Dumont, 55 Coburn, 62 Sustr, 77 Hedman, 86 Kucherov, 90 Namestnikov, 91 Stamkos, 98 Sergachev, 31 Budaj, 88 Vasilevskiy

2016-17
OCTOBER 13, 2016 LIGHTNING 6 VS. DETROIT 4
AMALIE ARENA - ATTEN. 19,092
5 Garrison, 6 Stralman, 9 Johnson, 11 Boyle, 13 Paquette, 17 Killorn, 18 Palat, 21 Point, 23 Brown, 27 Drouin, 51 Filppula, 55 Coburn, 62 Sustr, 77 Hedman, 86 Kucherov, 89 Nesterov, 90 Namestnikov, 91 Stamkos, 30 Bishop, 88 Vasilevskiy

2015-16
OCTOBER 8, 2015 LIGHTNING 3 VS. PHILADELPHIA 2 (OT)
AMALIE ARENA - ATTEN. 19,092
5 Garrison, 6 Stralman, 9 Johnson, 11 Boyle, 17 Killorn, 18 Palat, 22 Condra, 23 Brown, 24 Callahan, 25 Carle, 27 Drouin, 51 Filppula, 55 Coburn, 62 Sustr, 77 Hedman, 86 Kucherov, 90 Namestnikov, 91 Stamkos, 30 Bishop, 35 Poulin

2014-15
OCTOBER 9, 2014 LIGHTNING 3 VS. FLORIDA 2 (OT)
AMALIE ARENA - ATTEN. 19,204
5 Garrison, 6 Stralman, 7 Gudas, 9 Johnson, 11 Boyle, 14 Connolly, 17 Killorn, 18 Palat, 23 Brown, 24 Callahan, 25 Carle, 51 Filppula, 62 Sustr, 77 Hedman, 86 Kucherov, 90 Namestnikov, 91 Stamkos, 20 Nabokov, 30 Bishop

2013-14
OCTOBER 3, 2013 LIGHTNING 1 AT BOSTON 3
TD GARDEN - ATTEN. 17,565
2 Brewer, 7 Gudas, 8 Barberio, 9 Johnson, 12 Malone, 16 Purcell, 17 Killorn, 18 Palat, 19 Crombeen, 25 Carle, 26 St. Louis, 44 Thompson, 51 Filppula, 62 Sustr, 71 Panik, 76 Labrie, 77 Hedman, 91 Stamkos, 30 Bishop, 39 Lindback

2012-13
JANUARY 19, 2013 LIGHTNING 6 VS. WASHINGTON 3
TAMPA BAY TIMES FORUM - ATTEN. 19,204
2 Brewer, 3 Aulie, 4 Lecavalier, 6 Salo, 11 Pyatt, 12 Malone, 15 Lee, 16 Purcell, 18 Hall, 19 Crombeen, 25 Carle, 26 St. Louis, 44 Thompson, 47 Bergeron, 67 Pouliot, 77 Hedman, 89 Conacher, 91 Stamkos, 32 Garon, 39 Lindback

2011-12
OCTOBER 7, 2011 LIGHTNING 5 AT CAROLINA 1
RBC CENTER - ATTEN. 18,680
2 Brewer, 4 Lecavalier, 7 Clark, 9 Downie, 12 Malone, 13 Kubina, 14 Connolly, 16 Purcell, 18 Hall, 19 Moore, 22 Shannon, 26 St. Louis, 44 Thompson, 47 Bergeron, 49 Jones, 77 Hedman, 91 Stamkos, 97 Gilroy, 30 Roloson, 32 Garon

2010-11
OCTOBER 9, 2010 LIGHTNING 5 VS ATLANTA 3
ST. PETE TIMES FORUM - ATTEN. 19,791
4 Lecavalier, 6 Malone, 7 Clark, 8 R. Jones, 9 Downie, 10 Bergenheim, 12 Gagne, 13 Kubina, 16 Purcell, 18 Hall, 19 Moore, 26 St. Louis, 39 Lundin, 42 Tyrell, 44 Thompson, 48 Vernace, 77 Hedman, 91 Stamkos, 33 Ellis, 41 Smith

2009-10
OCTOBER 3, 2009 LIGHTNING 3 AT ATLANTA 6
PHILIPS ARENA - ATTEN. 18,545
4 Lecavalier, 5 Ohlund, 6 Foster, 8 Walker, 9 Downie, 11 Halpern, 12 Malone, 13 Tanguay, 14 Meszaros, 16 Miller, 17 Fedoruk, 19 Veilleux, 26 St. Louis, 28 Konopka, 43 Wright, 54 Ranger, 77 Hedman, 91 Stamkos, 30 Niittymaki, 41 Smith

2008-09
OCTOBER 4, 2008 LIGHTNING 1 VS. NY RANGERS 2
O2 ARENA (PRAGUE, CZECH REP.) - ATTEN. 17,085
4 Lecavalier, 5 Carle, 8 Recchi, 10 Roberts, 12 Malone, 14 Meszaros, 17 Vrbata, 18 Hall, 20 Prospal, 23 Heward, 26 St. Louis, 29 Niskala, 36 Jokinen, 55 O'Brien, 56 Mihalik, 76 Artyukhin, 77 Gratton, 91 Stamkos, 37 Kolzig, 41 Smith

2007-08
OCTOBER 4, 2007 LIGHTNING 3 VS. NEW JERSEY 1
ST. PETE TIMES FORUM - ATTEN. 19,454
4 Lecavalier, 7 Ouellet, 16 Ward, 17 Hlavac, 19 Richards, 20 Prospal, 21 Darache, 26 St. Louis, 29 MacDonald, 32 Smaby, 36 Roy, 37 Lukowich, 39 Lundin, 54 Ranger, 55 O'Brien, 71 Kuba, 74 Tarnasky, 77 Gratton, 30 Denis, 40 Holmqvist

2006-07
OCTOBER 5, 2006 LIGHTNING 3 AT ATLANTA 2 (SO)
PHILIPS ARENA - ATTEN. 17,629
3 Janik, 4 Lecavalier, 7 Richardson, 9 Perrin, 15 Alexeev, 17 Fedotenko, 19 Richards, 20 Prospal, 21 Sarich, 22 Boyle, 24 Karlsson, 26 St. Louis, 27 Taylor, 29 Afanassenkov, 34 Craig, 44 Pratt, 54 Ranger, 71 Kuba, 30 Denis, 40 Holmqvist

2005-06
OCTOBER 5, 2005 LIGHTNING 5 VS. CAROLINA 2
ST. PETE TIMES FORUM - ATTEN. 22,120
2 Helbling, 4 Lecavalier, 5 Sydor, 8 Cibak, 11 Dingman, 13 Kubina, 17 Fedotenko, 18 DiMaio, 19 Richards, 20 Prospal, 21 Sarich, 22 Boyle, 25 Andreychuk, 26 St. Louis, 27 Taylor, 29 Afanassenkov, 33 Modin, 44 Pratt, 1 Burke, 47 Grahame

2004-05
Did Not Play

2003-04
OCTOBER 10, 2003 LIGHTNING 5 VS. BOSTON 1
ST. PETE TIMES FORUM - ATTEN. 20,454
4 Lecavalier, 5 Cullimore, 7 Clymer, 8 Cibak, 11 Dingman, 13 Kubina, 17 Fedotenko, 19 Richards, 21 Sarich, 22 Boyle, 25 Andreychuk, 26 St. Louis, 27 Taylor, 29 Afanassenkov, 33 Modin, 37 Lukowich, 61 Stillman, 44 Pratt, 47 Grahame

2002-03
OCTOBER 10, 2002 LIGHTNING 4 AT FLORIDA 3
OFFICE DEPOT CENTER - ATTEN. 18,013
2 Neckar, 4 Lecavalier, 5 Cullimore, 7 Clymer, 11 Dingman, 13 Kubina, 16 Svitov, 17 Fedotenko, 18 Olvestad, 19 Richards, 20 Prospal, 21 Sarich, 22 Boyle, 25 Andreychuk, 26 St. Louis, 27 Taylor, 28 Keefe, 30 Hodson, 35 Khabibulin, 37 Lukowich

2001-02
OCTOBER 5, 2001 LIGHTNING 2 VS. NY ISLANDERS 3
ST. PETE TIMES FORUM - ATTEN. 20,174
2 Neckar, 5 Cullimore, 7 Clymer, 9 Holzinger, 11 Kudroc, 13 Kubina, 14 Metropolit, 16 Ylonen, 19 Richards, 20 Prospal, 21 Sarich, 25 Andreychuk, 26 St. Louis, 27 Taylor, 30 Zyuzin, 33 Modin, 36 Barnaby, 41 Olvestad, 35 Khabibulin, 80 Weekes

2000-01
OCTOBER 6, 2000 LIGHTNING 3 VS. NY ISLANDERS 3 (OT)
ST. PETE TIMES FORUM - ATTEN. 20,686
2 Mara, 4 Lecavalier, 6 Muir, 8 Warriner, 9 Holzinger, 10 M. Johnson, 13 Kubina, 17 R. Johnson, 19 Richards, 20 Drulia, 21 Sarich, 22 Primeau, 23 Svoboda, 26 St. Louis, 27 Martins, 30 Zyuzin, 33 Modin, 36 Kharitonov, 39 Cloutier, 80 Weekes

1999-00
OCTOBER 2, 1999 LIGHTNING 4 VS. NY ISLANDERS 2
ST. PETE TIMES FORUM - ATTEN. 19,758
2 Houlder, 3 Gusev, 4 Lecavalier, 8 Nylander, 11 Burr, 13 Kubina, 16 Tucker, 17 Guolla, 20 Drulia, 21 Johansson, 23 Svoboda, 25 Kesa, 26 Sillinger, 30 Zyuzin, 33 Modin, 44 Richer, 56 Herbers, 77 Gratton, 39 Cloutier, 93 Puppa

1998-99
OCTOBER 9, 1998 LIGHTNING 1 AT FLORIDA 4
NATIONAL CAR RENTAL CENTER - ATTEN. 19,200
3 Kubina, 4 Cross, 5 Cullimore, 7 Zamuner, 8 Lecavalier, 10 McCarthy, 12 Cullen, 14 Dykhuis, 15 Ysebaert, 16 D. Tucker, 17 Clark, 20 Renberg, 21 Janney, 23 Sykora, 33 Hogue, 34 Andersson, 39 Ciccone, 44 Richer, 30 Ranford, 93 Puppa

1997-98
OCTOBER 1, 1997 LIGHTNING 4 VS. CAROLINA 2
ST. PETE TIMES FORUM - ATTEN. 17,808
4 Cross, 5 Ulanov, 6 Norton, 7 Zamuner, 8 Huscroft, 9 Toms, 14 Dykhuis, 15 Ysebaert, 19 Bradley, 20 Renberg, 21 Vukota, 22 Ciccarelli, 24 Wiener, 28 Poulin, 29 Selivanov, 34 Andersson, 44 Hamrlík, 79 Vujtek, 32 Schwab, 93 Puppa

1996-97
OCTOBER 5, 1996 LIGHTNING 4 AT PITTSBURGH 3 (OT)
CIVIC ARENA - ATTEN. 17,204
2 Houlder, 4 Cross, 7 Zamuner, 11 Burr, 12 Cullen, 19 Bradley, 20 Poeschek, 22 Ciccarelli, 23 Bellows, 24 Wiener, 26 Wells, 27 Shaw, 28 Poulin, 29 Selivanov, 34 Andersson, 44 Hamrlík, 77 Gratton, 92 Gavey, 32 Schwab, 93 Puppa

1995-96
OCTOBER 7, 1995 LIGHTNING 3 VS. CALGARY 3
THUNDERDOME - ATTEN. 22,735
3 Charron, 4 Cross, 11 Burr, 12 Cullen, 14 J. Tucker, 15 Ysebaert, 18 Langkow, 19 Bradley, 20 Poeschek, 22 Gavey, 23, Bellows, 28 Finn, 29 Selivanov, 34 Andersson, 39 Ciccone, 44 Hamrlík, 77 Gratton, 85 Klima, 30 Bergeron, 93 Puppa

1994-95
JANUARY 20, 1995 LIGHTNING 3 VS. PITTSBURGH 5
THUNDERDOME - ATTEN. 26,387
3 Charron, 4 Cross, 7 Zamuner, 14 J. Tucker, 18 Savard, 19 Bradley, 20 Poeschek, 22 Chambers, 24 Cole, 25 Bergevin, 27 Cummins, 28 Bureau, 29 Selivanov, 34 Andersson, 39 Ciccone, 44 Hamrlík, 77 Gratton, 85 Klima, 30 Bergeron, 93 Puppa

1993-94
OCTOBER 6, 1993 LIGHTNING 1 AT NEW JERSEY 2
MEADOWLANDS ARENA - ATTEN. 12,946
2 Beers, 6 Dufresne, 7 Zamuner, 9 Savard, 10 Creighton, 11 McDougall, 14 J. Tucker, 17 Gallant, 18 DiMaio, 20 Poeschek, 22 Chambers, 24 Cole, 25 Bergevin, 29 Reekie, 34 Andersson, 77 Gratton, 85 Klima, 35 Jablonski, 93 Puppa

1992-93
OCTOBER 7, 1992 LIGHTNING 7 VS. CHICAGO 3
EXPO HALL - ATTEN. 10,425
3 Crossman, 5 Ramage, 7 Zamuner, 8 Hodge, 9 Semenov, 10 Creighton, 14 J. Tucker, 16 Kontos, 17 McRae, 18 DiMaio, 19, Bradley, 23 Hartman, 25 Bergevin, 27 Drulia, 29 Reekie, 32 Taglianetti, 34 Andersson, 44 Hamrlík, 1 Young, 35 Jablonski

CLOSING GAMES

SEASON	CLOSER	HOME CLOSER	ROAD CLOSER
2022-23	Lightning 5 vs. Detroit 0	Lightning 5 vs. Detroit 0	Lightning 4 at Ottawa 7
2021-22	Lightning 6 at NY Islanders 4	Lightning 4 vs. Columbus 1	Lightning 6 at NY Islanders 4
2020-21	Lightning 0 at Florida 4	Lightning 2 vs. Dallas 5	Lightning 0 at Florida 4
2019-20	Lightning 1 at Toronto 2	Lightning 4 vs. Montreal 0	Lightning 1 at Toronto 2
2018-19	Lightning 6 at Boston 3	Lightning 3 vs. Washington 6	Lightning 6 at Boston 3
2017-18	Lightning 2 at Carolina 3 (OT)	Lightning 7 vs. Buffalo 5	Lightning 2 at Carolina 3 (OT)
2016-17	Lightning 4 vs. Buffalo 2	Lightning 4 vs. Buffalo 2	Lightning 4 at Montreal 2
2015-16	Lightning 2 at Montreal 5	Lightning 3 vs. New Jersey 1	Lightning 2 at Montreal 5
2014-15	Lightning 3 vs. Boston 2 (SO)	Lightning 3 vs. Boston 2 (SO)	Lightning 4 at Florida 0
2013-14	Lightning 1 at Washington 0 (SO)	Lightning 3 vs. Columbus 2	Lightning 1 at Washington 0 (SO)
2012-13	Lightning 3 vs. Florida 5	Lightning 3 vs. Florida 5	Lightning 0 at Boston 2
2011-12	Lightning 4 at Winnipeg 3 (OT)	Lightning 4 vs. Washington 2	Lightning 4 at Winnipeg 3 (OT)
2010-11	Lightning 6 at Carolina 2	Lightning 4 vs. Florida 2	Lightning 6 at Carolina 2
2009-10	Lightning 3 at Florida 1	Lightning 4 vs. Florida 3 (SO)	Lightning 3 at Florida 1
2008-09	Lightning 2 at Atlanta 6	Lightning 2 vs. Washington 4	Lightning 2 at Atlanta 6
2007-08	Lightning 1 at Atlanta 4	Lightning 0 vs. Atlanta 2	Lightning 1 at Atlanta 4
2006-07	Lightning 2 at Atlanta 3 (SO)	Lightning 2 vs. Florida 7	Lightning 2 at Atlanta 3 (SO)
2005-06	Lightning 1 vs. Washington 4	Lightning 1 vs. Washington 4	Lightning 4 at Carolina 5 (SO)
2004-05	Did Not Play		
2003-04	Lightning 1 vs. Atlanta 2	Lightning 1 vs. Atlanta 2	Lightning 7 at Toronto 2
2002-03	Lightning 2 at Atlanta 6	Lightning 1 vs. Philadelphia 4	Lightning 2 at Atlanta 6
2001-02	Lightning 3 at Florida 2 (OT)	Lightning 1 vs. NY Islanders 3	Lightning 3 at Florida 2 (OT)
2000-01	Lightning 1 at Washington 2	Lightning 3 vs. NY Rangers 4 (OT)	Lightning 1 at Washington 2
1999-00	Lightning 2 at Ottawa 5	Lightning 5 vs. Boston 4	Lightning 2 at Florida 6
1998-99	Lightning 2 at Florida 6	Lightning 2 vs. Carolina 2 (T)	Lightning 2 at Florida 6
1997-98	Lightning 2 vs. Florida 2	Lightning 2 vs. Florida 2	Lightning 0 at NY Islanders 4
1996-97	Lightning 1 at Hartford 2	Lightning 4 vs. Pittsburgh 3	Lightning 1 at Hartford 2
1995-96	Lightning 1 vs. Philadelphia 3	Lightning 1 vs. Philadelphia 3	Lightning 3 at NY Rangers 2
1994-95	Lightning 3 vs. Ottawa 4	Lightning 3 vs. Ottawa 4	Lightning 1 at Quebec 4
1993-94	Lightning 5 vs. Quebec 2	Lightning 5 vs. Quebec 2	Lightning 4 at Hartford 6
1992-93	Lightning 5 at St. Louis 6	Lightning 2 vs. Chicago 4	Lightning 5 at St. Louis 6
TOTALS	GP W L T OTL	GP W L T OTL	GP W L T OTL
	30 11 16 1 2	30 14 13 2 1	30 11 16 0 3

SEASON CLOSING LINEUPS

2022-23
APRIL 13, 2023
AMALIE ARENA - ATTEN. 19,092
7 Fleury, 10 Perry, 14 Maroon, 17 Killorn, 20 Paul, 21 Point, 23 Eyssimont, 24 Bogosian, 28 Cole, 38 Hagel, 41 Bellemare, 43 Raddysch, 48 Perbix, 71 Cirelli, 79 Colton, 86 Kucherov, 91 Stamkos, 98 Sergachev, 1 Elliott, 88 Vasilevskiy

2021-22
APRIL 29, 2021
UBS ARENA - 17,255
10 Perry, 14 Maroon, 17 Killorn, 18 Palat, 20 Paul, 24 Bogosian, 27 McDonagh, 38 Hagel, 41 Bellemare, 44 Rutta, 52 Foote, 71 Cirelli, 77 Hedman, 79 Colton, 81 Cernak, 86 Kucherov, 91 Stamkos, 98 Sergachev, 1 Elliott, 88 Vasilevskiy

2020-21
MAY 10, 2021
BB&T CENTER - 5,040
2 Schenn, 3 Claesson, 7 Joseph, 9 Johnson, 17 Killorn, 20 Coleman, 21 Point, 37 Gourde, 44 Rutta, 46 Smith, 58 Savard, 60 Barre-Boulet, 67 Stephens, 71 Cirelli, 79 Colton, 81 Cernak, 85 Walcott, 98 Sergachev, 35 McElhinney, 88 Vasilevskiy

2019-20
MARCH 10, 2020
SCOTTIABANK ARENA - 19,124
9 Johnson, 13 Paquette, 14 Maroon, 17 Killorn, 18 Palat, 19 Goodrow, 20 Coleman, 21 Point, 22 Shattenkirk, 23 Verhaeghe, 24 Bogosian, 27 McDonagh, 37 Gourde, 55 Coburn, 71 Cirelli, 81 Cernak, 86 Kucherov, 98 Sergachev, 35 McElhinney, 88 Vasilevskiy

2018-19
APRIL 6, 2019
TD GARDEN - ATTEN. 17,565
5 Girardi, 7 Joseph, 9 Johnson, 10 Miller, 17 Killorn, 18 Palat, 24 Callahan, 27 McDonagh, 33 Gaudin, 37 Gourde, 44 Rutta, 55 Coburn, 62 Martel, 71 Cirelli, 73 Erne, 81 Cernak, 86 Kucherov, 91 Stamkos, 80 Pasquale, 88 Vasilevskiy

2017-18
APRIL 7, 2018
PNC ARENA - ATTEN. 15,402
5 Girardi, 6 Stralman, 9 Johnson, 10 Miller, 13 Paquette, 14 Kunitz, 17 Killorn, 18 Palat, 21 Point, 24 Callahan, 27 McDonagh, 29 Koekkoek, 37 Gourde, 55 Coburn, 62 Sustr, 71 Cirelli, 77 Hedman, 86 Kucherov, 31 Budaj, 70 Domingue

2016-17
APRIL 9, 2017
AMALIE ARENA - ATTEN. 19,092
6 Stralman, 17 Killorn, 18 Palat, 19 Conacher, 21 Point, 23 Brown, 27 Drouin, 28 Witkowski, 33 McKegg, 55 Coburn, 59 Dotschin, 61 Dumont, 62 Sustr, 65 Gourde, 73 Erne, 77 Hedman, 86 Kucherov, 90 Namestnikov, 31 Budaj, 88 Vasilevskiy

2015-16
APRIL 9, 2016
BELL CENTRE - ATTEN. 21,288
5 Garrison, 9 Johnson, 11 Boyle, 13 Paquette, 17 Killorn, 18 Palat, 20 Taormina, 22 Condra, 23 Brown, 25 Carle, 27 Drouin, 46 Blunden, 51 Filppula, 55 Coburn, 62 Sustr, 81 Marchessault, 89 Nesterov, 90 Namestnikov, 30 Bishop, 88 Vasilevskiy

2014-15
APRIL 11, 2015
AMALIE ARENA - ATTEN. 19,204
6 Stralman, 8 Barberio, 9 Johnson, 10 Morrow, 11 Boyle, 13 Paquette, 18 Palat, 23 Brown, 24 Callahan, 25 Carle, 42 Marchessault, 51 Filppula, 53 Witkowski, 77 Hedman, 86 Kucherov, 89 Nesterov, 90 Namestnikov, 91 Stamkos, 30 Bishop, 88 Vasilevskiy

2013-14
APRIL 13, 2014
VERIZON CENTER - ATTEN. 18,506
2 Brewer, 6 Salo, 7 Johnson, 16 Purcell, 17 Killorn, 21 Kostka, 23 Brown, 24 Callahan, 25 Carle, 28 Kunyk, 44 Thompson, 54 Paquette, 62 Sustr, 71 Panik, 77 Hedman, 86 Kucherov, 91 Stamkos, 37 Gudlevskis, 39 Lindback

2012-13
APRIL 27, 2013
TAMPA BAY TIMES FORUM - ATTEN. 19,204
2 Brewer, 3 Aulie, 4 Lecavalier, 6 Salo, 11 Pyatt, 12 Malone, 16 Purcell, 17 Killorn, 19 Crombeen, 25 Carle, 26 St. Louis, 28 M. Roy, 42 Tyrell, 44 Thompson, 67 Pouliot, 76 Labrie, 77 Hedman, 91 Stamkos, 32 Garon, 39 Lindback

2011-12
APRIL 7
MTS CENTRE - ATTEN. 15,004
2 Brewer, 3 Aulie, 4 Lecavalier, 7 Clark, 11 Pyatt, 12 Malone, 14 Connolly, 15 Lee, 16 Purcell, 18 Hall, 19, Brown, 23 Commodore, 26 St. Louis, 29 Mikkelsen, 34 Wyman, 44 Thompson, 77 Hedman, 91 Stamkos, 30 Roloson, 35 Caron

2010-11
APRIL 9, 2011
RBC CENTER - ATTEN. 17,805
2 Brewer, 4 Lecavalier, 5 Ohlund, 7 Clark, 9 Downie, 10 Bergenheim, 12 Gagne, 13 Kubina, 16 Purcell, 18 Hall, 19, Moore, 26 St. Louis, 32 Smaby, 39 Lundin, 42 Tyrell, 44 Thompson, 47 Bergeron, 91 Stamkos, 35 Roloson, 41 Smith

2009-10
APRIL 11, 2010
BANKATLANTIC CENTER - ATTEN. 15,884
4 Lecavalier, 5 Ohlund, 6 Foster, 8 Walker, 9 Downie, 12 Malone, 13 Tanguay, 14 Meszaros, 16 Purcell, 19 Veilleux, 26 St. Louis, 27 Bochenki, 28 Konopka, 39 Lundin, 44 Thompson, 55 Lashoff, 58 Jackson, 91 Stamkos, 30 Niittymaki, 41 Smith

2008-09
APRIL 11, 2009
PHILIPS ARENA - ATTEN. 17,122
6 Melichar, 7 Welch, 11 Halpern, 18 Hall, 20 Prospal, 24 Pettinger, 26 St. Louis, 27 Bochenki, 28 Konopka, 32 Smaby, 33 Koci, 38 Szczechura, 44 Karsums, 51 Quick, 55 Lashoff, 56 Mihalik, 76 Artyukhin, 91 Stamkos, 30 McKenna, 31 Ramo

2007-08
APRIL 5, 2008
PHILIPS ARENA - ATTEN. 18,732
2 Picard, 3 Janik, 7 Ouellet, 10 Jokinen, 11 Halpern, 16 Ward, 21 Darche, 22 Boyle, 24 Karlsson, 26 St. Louis, 29 MacDonald, 32 Smaby, 37 Lukowich, 39 Lundin, 42 Lessard, 61 Stewart, 71 Kuba, 74 Tarnasky, 31 Ramo, 41 Smith

2006-07
APRIL 7, 2007
PHILIPS ARENA - ATTEN. 18,756
4 Lecavalier, 9 Perrin, 16 Ward, 17 Fedotenko, 19 Richards, 20 Prospal, 21 Sarich, 22 Boyle, 26 St. Louis, 27 Taylor, 36 Roy, 44 Pratt, 49 Jones, 54 Ranger, 55 O'Brien, 61 Stewart, 71 Kuba, 74 Tarnasky, 31 Ramo, 40 Holmqvist

2005-06
APRIL 18, 2006
ST. PETE TIMES FORUM - ATTEN. 20,154
2 Helbling, 4 Lecavalier, 5 Sydor, 8 Cibak, 11 Dingman, 17 Fedotenko, 18 DiMaio, 19 Richards, 21 Sarich, 22 Boyle, 26 St. Louis, 27 Taylor, 29 Afanasev, 33 Modin, 34 Craig, 44 Pratt, 54 Ranger, 76 Artyukhin, 47 Grahame, 1 Burke

2004-05
Did Not Play

2003-04
APRIL 3, 2004
ST. PETE TIMES FORUM - ATTEN. 20,244
4 Lecavalier, 5 Cullimore, 8 Cibak, 9 Perrin, 11 Dingman, 13 Kubina, 17 Fedotenko, 19 Richards, 21 Sarich, 22 Boyle, 25 Andreychuk, 26 St. Louis, 27 Taylor, 33 Modin, 36 Roy, 37 Lukowich, 55 Sydor, 61 Stillman, 35 Khabibulin, 47 Grahame

2002-03
APRIL 6, 2003
PHILIPS ARENA - ATTEN. 18,033
3 Bergevin, 4 Lecavalier, 5 Cullimore, 7 Clymer, 11 Dingman, 13 Kubina, 15 Alexeev, 16 Svitol, 17 Fedotenko, 18 Olvestad, 19 Richards, 20 Prospal, 21 Alexeev, 23 Laukkanen, 26 St. Louis, 27 Taylor, 33 Modin, 35 Khabibulin, 44 Pratt, 47 Grahame

2001-02
APRIL 14, 2002
NATIONAL CAR RENTAL CENTER - ATTEN. 18,219
2 Neckar, 4 Lecavalier, 5 Cullimore, 7 Clymer, 11 Dingman, 13 Kubina, 15 Alexeev, 19 Richards, 20 Prospal, 21 Sarich, 22 Boyle, 24 Willis, 25 Andreychuk, 28 Keefe, 33 Modin, 41 Olvestad, 44 Pratt, 46 Cibak, 31 Kochan, 35 Khabibulin

2000-01
APRIL 8, 2001
MCI CENTER - ATTEN. 18,672
2 Neckar, 4 Lecavalier, 5 Cullimore, 6 Aucoin, 7 Clymer, 10 Emmons, 13 Kubina, 14 Kharitonov, 17 R. Johnson, 19 Richards, 21 Sarich, 26 St. Louis, 28 Ekman, 30 Zyuzin, 34 Dwyer, 36 Barnaby, 37 Afanasev, 73 Ellich, 31 Flaherty, 35 Khabibulin

1999-00
APRIL 9, 2000
COREL CENTER - ATTEN. 18,022
2 Mara, 5 Gardiner, 6 Muir, 7 Clymer, 8 Warriner, 9 Holzinger, 10 M. Johnson, 15 Svejkovsky, 17 R. Johnson, 19 Martins, 20 Drulia, 21 Sarich, 22 Primeau, 25 Hay, 28 Ekman, 33 Modin, 43 Fredrich, 46 Skopintsev, 35 Kochan, 39 Cloutier

1998-99
APRIL 17, 1999
NATIONAL CAR RENTAL CENTER - ATTEN. 19,079
3 Gusev, 4 Cross, 5 Cullimore, 7 Zamuner, 8 Lecavalier, 11 Kelly, 13 Kubina, 14 Petrovich, 16 Tucker, 21 Daigle, 22 Mara, 26 Sillinger, 27 Forbes, 44 Richer, 49 Wilkie, 55, Bannister, 64 Bonsignore, 77 Gratton, 32 Schwab, 35 Wilkinson

1997-98
APRIL 18, 1998
ST. PETE TIMES FORUM - ATTEN. 14,261
3 Kubina, 4 Cross, 6 Wilkie, 7 Zamuner, 10 McCarthy, 14 Dykhuis, 15 Ysebaert, 16 Tucker, 17 Peterson, 18 Langkow, 20 Renberg, 21 Hull, 33 Racine, 34 Andersson, 36 DeBursk, 39 Ciccone, 62 Nazarov, 64 Bonsignore, 1 Bierk, 30 Fitzpatrick

1996-97
APRIL 13, 1997
HARTFORD CIVIC CENTER - ATTEN. 14,660
2 Houliet, 4 Cross, 5 Ulanov, 6 Norton, 7 Zamuner, 8 Huscroft, 9 Toms, 11 Burr, 15 Ysebaert, 18 Langkow, 20 Poeschek, 22 Gavey, 23 Bellows, 27 Shaw, 28 Poulin, 29 Selivanov, 44 Hamrlik, 74 Myhres, 77 Gratton, 31 Tabaracci, 32 Schwab

1995-96
APRIL 14, 1996
THUNDERDOME - ATTEN. 23,697
2 Houliet, 4 Cross, 5 Ulanov, 7 Zamuner, 11 Burr, 12 Cullen, 14 Tucker, 15 Ysebaert, 20 Poeschek, 22 Gavey, 23 Bellows, 27 Shaw, 28 Poulin, 29 Selivanov, 34 Andersson, 44 Hamrlik, 77 Gratton, 95 Petit, 1 Reese, 35 Wilkinson

1994-95
MAY 3, 1995
THUNDERDOME - ATTEN. 21,689
3 Charron, 4 Cross, 6 Plavsic, 7 Zamuner, 9 Wiemer, 14 Tucker, 15 Ysebaert, 19 Bradley, 25 Bergevin, 27 Semak, 28 Bureau, 29 Selivanov, 33 Myhres, 34 Andersson, 39 Ciccone, 44 Hamrlik, 77 Gratton, 95 Klima, 30 Bergeron, 93 Pappa

1993-94
APRIL 14, 1994
THUNDERDOME - ATTEN. 21,094
7 Zamuner, 9 Savard, 10 Creighton, 14 Tucker, 15 Elynuik, 17 Gallant, 19 Bradley, 20 Poeschek, 22 Chambers, 23 Joseph, 24 Cole, 25 Bergevin, 28 Bureau, 34 Andersson, 39 Ciccone, 44 Hamrlik, 77 Gratton, 85 Klima, 1 Young, 93 Pappa

1992-93
APRIL 15, 1993
ST. LOUIS ARENA - ATTEN. 17,816
2 Beers, 7 Zamuner, 10 Creighton, 11 Kasper, 14 Tucker, 17 Lafreniere, 19 Bradley, 20 Gilhen, 21 Bergland, 22 Chambers, 24 Cole, 25 Bergevin, 26, Hervey, 27 Drulia, 34 Andersson, 37 Maltais, 40 LiPuma, 44 Hamrlik, 30 Bergeron, 35 Jablonski

PLAYERS

POS	#	PLAYER	GP	G	A	P	+/-	PIM	PP	SH	GW	OT	S	S%	TOI/G
R	86	Nikita Kucherov	82	30	83	113	-2	36	8	0	4	0	271	11.1	20:08
C	21	Brayden Point	82	51	44	95	2	7	20	0	9	1	235	21.7	19:40
C	91	Steven Stamkos	81	34	50	84	-5	46	14	0	6	2	240	14.2	19:01
L	38	Brandon Hagel	81	30	34	64	23	54	7	1	3	0	178	16.9	18:39
L	17	Alex Killorn	82	27	37	64	18	45	3	1	5	2	143	18.9	17:13
D	98	Mikhail Sergachev	79	10	54	64	13	53	3	0	2	0	156	6.4	23:49
D	77	Victor Hedman	76	9	40	49	10	42	1	1	1	0	185	4.9	23:43
L	20	Nick Paul	80	17	15	32	11	33	4	1	4	0	120	14.2	16:10
C	79	Ross Colton	81	16	16	32	-8	50	4	0	3	0	153	10.5	12:21
C	71	Anthony Cirelli	58	11	18	29	13	33	1	2	1	0	111	9.9	16:34
R	10	Corey Perry	81	12	13	25	-28	95	6	0	3	0	116	10.3	11:34
D	48	Nick Perbix	69	5	15	20	11	22	0	0	2	0	111	4.5	15:24
D	28	Ian Cole	78	3	14	17	13	61	0	0	0	0	109	2.8	19:23
D	81	Erik Cernak	70	2	14	16	8	53	0	1	0	0	87	2.3	19:14
L	14	Pat Maroon	80	5	9	14	-5	150	0	0	0	0	62	8.1	10:21
L	41	Pierre-Edouard Bellemare	73	4	9	13	-9	34	0	0	0	0	51	7.8	11:17
D	24	Zach Bogosian	46	1	4	5	-4	42	0	0	0	0	54	1.9	14:59
L	84	Tanner Jeannot	20	1	3	4	-6	22	0	0	0	0	20	5.0	11:55
D	5	Philippe Myers	11	1	2	3	0	4	0	0	0	0	21	4.8	11:33
D	43	Darren Raddysh	17	1	2	3	-4	4	0	0	0	0	25	4.0	16:29
C	23	Michael Eyssimont	15	1	1	2	-3	22	0	0	0	0	31	3.2	11:25
L	45	Cole Koepke	17	1	0	1	-5	2	0	0	0	0	12	8.3	9:06
L	22	Rudolfs Balcers	3	1	0	1	1	0	0	0	0	3	33.3	6:53	
D	7	Haydn Fleury	29	0	1	1	-10	14	0	0	0	0	33	0	12:48
L	82	Gabriel Fortier	1	0	0	0	0	0	0	0	0	0	0	8:25	
C	12	Alex Barre-Boulet	1	0	0	0	0	0	0	0	0	1	0	10:01	

GOALTENDERS

#	PLAYER	GP	TOI	GAA	W	L	OTL	SA	GA	SV	SV%	SO	G	A	PIM
88	Andrei Vasilevskiy	60	3,596	2.65	34	22	4	1,875	159	1,716	.915	4	0	2	0
1	Brian Elliott	22	1,325	3.40	12	8	2	689	75	614	.891	2	0	1	0

2022-23 GAME-BY-GAME RESULTS

#	DATE	TEAM	W-L-OT	RECORD	GF-GA	SCORERS	W GOAL	PP	PK	SF-SA	W-L GLTDR.	ATTEND.
1	10/11/2022	@NYR	L	0-1-0	1-3	91P	93	1-6	3-4	26-39	31/88	18,006+
2	10/14/2022	@CBJ	W	1-1-0	5-2	10P, 91, 79, 52, 91	79	1-2	4-4	39-28	88/40	18,889+
3	10/15/2022	@PIT	L	1-2-0	2-6	91P, 21	59	1-4	2-4	36-45	35/1	18,416+
4	10/18/2022	PHI	L	1-3-0	2-3	91P, 91P	49	2-3	1-2	38-24	79/88	19,092+
5	10/21/2022	@FLA	W*	2-3-0	3-2	91P, 21, 21P	21	2-7	5-5	32-38	88/72	17,531
6	10/22/2022	NYI	W	3-3-0	5-3	21, 38, 10, 20, 17	20	0-3	3-3	26-35	1/30	19,092+
7	10/25/2022	@LAK	L	3-4-0	2-4	38, 86	46	0-4	3-4	25-33	32/88	16,480
8	10/26/2022	@ANA	W	4-4-0	4-2	98, 86, 38P, 20	38	1-3	2-2	30-21	1/36	14,889
9	10/29/2022	@SJS	W	5-4-0	4-3	77, 79, 17, 86	86	0-2	2-3	26-27	88/47	16,122
10	11/01/2022	OTT	W	6-4-0	4-3	98P, 17, 21, 86	86	1-8	3-3	34-15	88/31	19,092+
11	11/03/2022	CAR	O**	6-4-1	3-4	79P, 20, 86P	0	2-5	5-6	26-55	31/88	19,092+
12	11/05/2022	BUF	W	7-4-1	5-3	20, 21P, 38, 48, 86	48	1-2	2-3	30-24	1/31	19,092+
13	11/08/2022	EDM	L	7-5-1	2-3	38, 17	29	0-5	2-4	37-29	36/88	19,092+
14	11/11/2022	@WSH	L	7-6-1	1-5	48	15	0-3	6-6	29-24	35/88	18,573+
15	11/13/2022	WSH	W	8-6-1	6-3	98, 86P, 48, 98P, 45, 20	98	2-4	6-6	35-22	88/35	19,092+
16	11/15/2022	DAL	W*	9-6-1	5-4	79, 20P, 91, 28, 17	17	1-5	0-2	38-32	1/29	19,092+
17	11/17/2022	CGY	W	10-6-1	4-1	91, 86P, 5, 86	86	1-2	2-3	24-40	88/25	19,092+
18	11/19/2022	@NSH	W*	11-6-1	3-2	86P, 17, 91P	91	2-5	4-5	39-32	88/74	17,444+
19	11/21/2022	BOS	L	11-7-1	3-5	20, 22, 20P	63	1-3	2-4	35-29	35/88	19,092+

#	DATE	TEAM	W-L-OT	RECORD	GF-GA	SCORERS	W GOAL	PP	PK	SF-SA	W-L GLTDR.	ATTEND.
20	11/25/2022	STL	W	12-7-1	5-2	21, 17, 21P, 38, 20	21	1-2	2-3	27-27	88/50	19,092+
21	11/28/2022	@BUF	W*	13-7-1	6-5	21P, 10, 21P, 91, 38P, 91	91	3-4	1-1	25-37	1/1	11,766
22	11/29/2022	@BOS	L	13-8-1	1-3	91P	71	1-2	0-1	28-26	1/88	17,850
23	12/01/2022	@PHI	W	14-8-1	4-1	20P, 20, 79, 28	20	1-3	3-3	27-22	88/79	17,867
24	12/03/2022	TOR	W*	15-8-1	4-3	90, 86P, 79P, 17	17	2-6	4-5	33-39	88/30	19,092+
25	12/06/2022	DET	L	15-9-1	2-4	91, 21	73	0-2	1-1	46-26	35/88	19,092+
26	12/08/2022	NSH	W	16-9-1	5-2	21, 10P, 21, 20, 38S	21	1-2	2-2	33-36	1/74	19,092+
27	12/10/2022	FLA	W	17-9-1	4-1	14, 21, 98, 91	21	0-4	4-4	38-25	88/72	19,092+
28	12/13/2022	SEA	W	18-9-1	6-2	28, 81, 10P, 21, 79, 91	10	1-3	3-3	30-38	88/31	19,092+
29	12/15/2022	CBJ	W	19-9-1	4-1	41, 21, 38, 38	21	0-3	1-1	29-25	1/40	19,092+
30	12/17/2022	@MTL	W	20-9-1	5-1	38, 20, 71P, 38P, 86	20	2-6	3-3	27-23	88/34	21,105+
31	12/20/2022	@TOR	L	20-10-1	1-4	90	34	0-1	1-2	19-40	30/88	18,962+
32	12/21/2022	@DET	L	20-11-1	4-7	21, 17, 79, 86	71	0-4	2-2	38-31	35/1	19,515+
33	12/28/2022	MTL	W	21-11-1	4-1	17, 21P, 21, 38	21	1-1	5-5	38-26	88/34	19,092+
34	12/29/2022	NYR	W**	22-11-1	2-1	21	0	0-1	3-3	40-46	88/31	19,092+
35	12/31/2022	ARI	W	23-11-4	5-3	21, 98, 91P, 17, 38P	17	2-3	1-1	35-31	88/70	19,092+
36	1/3/2023	@CHI	W	24-11-4	4-1	14, 17, 38P, 20S	17	1-4	4-5	29-26	1/32	18,429
37	1/4/2023	@MIN	L	24-12-1	1-5	21P	97	1-4	2-3	35-33	32/1	18,427+
38	1/6/2023	@WPG	L	24-13-1	2-4	71, 86	81	0-4	4-6	28-20	37/88	15,325+
39	1/10/2023	CBJ	W	25-13-1	6-3	86, 20P, 90, 86P, 21P, 79	86	3-4	1-1	46-24	88/90	19,092+
40	1/12/2023	VAN	W	26-13-1	5-4	10P, 17, 86, 38, 91P	91	2-3	2-3	35-40	88/60	19,092+
41	1/14/2023	@STL	W	27-13-1	4-2	21, 21P, 48, 17	48	1-2	3-3	30-25	88/50	18,096+
42	1/16/2023	@SEA	W	28-13-1	4-1	41, 20, 38, 77	20	0-2	3-3	31-23	88/31	17,151+
43	1/18/2023	@VAN	W	29-13-1	5-2	91, 86, 21, 91, 91	21	0-1	2-4	25-39	1/30	18,792
44	1/18/2023	@EDM	L	29-14-1	3-5	38, 91, 21	97	0-2	3-4	31-34	36/88	17,742
45	1/21/2023	@CGY	L	29-15-1	3-6	91, 90, 71	29	0-6	3-4	24-41	80/88	18,831
46	1/24/2023	MIN	W	30-15-1	4-2	10, 10P, 91, 86	91	1-5	3-4	39-35	88/29	19,092+
47	1/26/2023	BOS	W	31-15-1	3-2	38P, 21, 77	77	1-3	2-2	35-39	88/35	19,092+
48	1/28/2023	LAK	W	32-15-1	5-2	21, 41, 10, 79, 77	10	0-2	2-2	25-28	88/32	19,092+
49	2/6/2023	@FLA	L	32-16-1	1-7	86	9	0-2	1-2	33-49	72/88	15,882
50	2/7/2023	SJS	O*	32-16-2	3-4	79, 21P, 21	28	1-6	1-3	37-22	36/1	19,092+
51	2/9/2023	COL	W	33-16-2	5-0	10P, 38, 21P, 38, 98	10	2-3	2-2	32-30	88/40	19,092+
52	2/11/2023	@DAL	W	34-16-2	3-1	71, 71, 38	71	0-1	4-4	31-29	88/41	18,532
53	2/14/2023	@COL	W**	35-16-2	4-3	86, 71, 90	0	0-4	2-2	35-46	88/40	18,072+
54	2/15/2023	@ARI	O**	35-16-3	0-1		0	0-5	2-2	47-26	39/1	4,600+
55	2/18/2023	@VGK	L	35-17-3	4-5	90, 91P, 10, 41	10	1-3	2-2	24-26	33/88	18,317+
56	2/21/2023	ANA	W	36-17-3	6-1	20, 79P, 71, 24, 21P, 10	79	2-5	4-4	44-25	88/1	19,092+
57	2/23/2023	BUF	O*	36-17-4	5-6	91, 77, 21, 71, 79P	46	1-3	1-2	41-23	31/88	19,092+
58	2/25/2023	@DET	W	37-17-4	3-0	21, 86, 17	21	0-2	4-4	18/45	88/35	19,515+
59	2/26/2023	@PIT	L	37-18-4	3-7	71, 86, 21P	53	1-3	1-2	29-36	1/1	17,691
60	2/28/2023	FLA	L	37-19-4	1-4	21P	15	1-5	2-2	29-41	72/88	19,092+
61	3/2/2023	PIT	O*	37-19-5	4-5	79, 21P, 91P, 77	16	2-5	5-5	31-32	35/88	19,092+
62	3/4/2023	@BUF	L	37-20-5	3-5	21P, 17, 17S	22	1-5	3-5	36-34	31/1	19,070+
63	3/5/2023	@CAR	L	37-21-5	0-6		37	0-2	1-5	14-38	31/88	18,965+
64	3/7/2023	PHI	W	38-21-5	5-2	17P, 86P, 79, 17, 86P	79	3-5	3-3	39-35	88/79	19,092+
65	3/9/2023	VGK	O*	38-21-6	3-4	21, 86, 21P	23	1-5	1-2	37-21	32/88	19,092+
66	3/11/2023	CHI	W	39-21-6	3-1	21, 21, 38	21	0-1	2-2	37-23	1/34	19,

PLAYERS									
PLAYER	GP	G	A	P	+/-	PIM	PPG	SHG	GWG
Steven Stamkos	81	42	64	106	24	36	16	0	11
Victor Hedman	82	20	65	85	26	36	6	0	6
Nikita Kucherov	47	25	44	69	1	22	9	0	1
Alex Killorn	82	25	34	59	1	66	6	0	2
Brayden Point	66	28	30	58	-5	33	10	0	4
Ondrej Palat	77	18	31	49	15	20	1	0	5
Anthony Cirelli	76	17	26	43	15	70	3	1	4
Corey Perry	82	19	21	40	9	66	6	0	4
Ross Colton	79	22	17	39	4	24	1	0	4
Mikhail Sergachev	78	7	31	38	6	59	1	0	1
Pat Maroon	81	11	16	27	20	134	3	0	0
Ryan McDonagh	71	4	22	26	15	16	0	0	0
Pierre-Edouard Bellemare	80	9	11	20	24	19	0	1	1
Mathieu Joseph	58	8	10	18	4	23	0	2	2
Jan Rutta	76	3	15	18	25	47	0	0	0
Nick Paul	21	5	9	14	4	17	0	1	1
Erik Cernak	55	1	12	13	7	46	0	0	0
Taylor Raddysh	53	5	7	12	5	8	0	1	1
Cal Foote	56	2	7	9	6	29	0	0	0
Zach Bogosian	48	3	5	8	2	53	0	0	1
Brandon Hagel	22	4	3	7	-4	8	0	1	0
Boris Katchouk	38	2	4	6	3	25	0	0	1
Alex Barre-Boulet	14	3	2	5	0	4	0	0	0
Gabriel Fortier	10	1	0	1	-2	4	0	0	0
Andrej Sustr	15	1	0	1	-1	6	0	0	0
Sean Day	2	0	0	0	-2	0	0	0	0
Darren Raddysh	4	0	0	0	1	0	0	0	0
Remi Elie	1	0	0	0	-2	0	0	0	0
Fredrik Claesson	9	0	0	0	-3	0	0	0	0
Riley Nash	10	0	0	0	-1	0	0	0	0

GOALTENDERS

GOALIES	GP	W	L	OT	GAA	SV%	SA	SV	GA	SO	TOI
Andrei Vasilevskiy	63	39	18	5	2.49	.916	1,868	1,712	156	2	3760:45
Brian Elliott	17	11	4	3	2.43	.912	489	446	43	1	1063:25
Maxime Lagace	2	1	1	0	6.11	.828	58	48	10	0	98:08
Hugo Alnefelt	1	0	0	0	9.00	.700	10	7	3	0	20:00

2021-22 GAME-BY-GAME RESULTS												
#	DATE	TEAM	W-L-OT	RECORD	GF-GA	SCORERS	W GOAL	PP	PK	SF-SA	W-L GLTDR.	ATTEND.
1	10/12/21	PIT	L	0-1-0	2-6	71, 17	49	0-1	1-1	28-35	35/88	19,092+
2	10/14/21	@DET	W*	1-1-0	7-6	18, 91P, 91P, 79, 86P, 17, 18	18	3-7	4-5	48-26	88/39	19515+
3	10/16/21	@WSH	W*	2-1-0	2-1	98, 91	91	0-1	4-4	24-33	88/41	18573+
4	10/19/21	FLA	L	2-2-0	1-4	21	16	0-6	2-3	31-32	30/88	19092+
5	10/23/21	COL	O**	2-2-1	3-4	7, 91, 21	8	0-3	5-6	32-27	35/88	19092+
6	10/25/21	@BUF	L	2-3-1	1-5	17	91	0-2	1-1	36-25	41/1	7417
7	10/26/21	@PIT	W	3-3-1	5-1	21, 18, 27, 98, 17	18	0-2	3-4	31-29	88/35	15732
8	10/28/21	ARI	W	4-3-1	5-1	17, 17, 91P, 12, 29	17	1-4	3-3	28-25	88/50	19092+
9	11/01/21	WSH	W	5-3-1	3-2	17, 71P, 21	21	1-4	3-4	26-33	88/41	19092+
10	11/04/21	@TOR	O*	5-3-2	1-2	14	88	0-1	2-3	25-34	36/88	18937+
11	11/06/21	@OTT	W	6-3-2	5-3	77P, 44, 91, 18, 71	18	1-2	4-4	33-27	1/30	12417
12	11/09/21	CAR	O*	6-3-3	1-2	91	88	0-4	4-5	18-31	31/88	19092+
13	11/13/21	FLA	W*	7-3-3	3-2	14P, 77, 21	21	1-1	1-1	24-28	88/72	19092+
14	11/15/21	NYI	W	8-3-3	4-1	7, 71, 21, 91P	71	1-4	3-3	28-26	88/40	19092+
15	11/18/21	@PHI	W**	9-3-3	4-3	21P, 7, 91	91	1-3	2-2	32-30	88/79	18243
16	11/20/21	NJD	L	9-4-3	3-5	44, 14P, 77	17	1-4	3-3	34-27	29/88	19092+
17	11/21/21	MIN	W**	10-4-3	5-4	71P, 14, 71, 12	91	1-4	3-4	24-32	1/34	19092+
18	11/23/21	PHI	W	11-4-3	4-0	24, 91, 10, 12	24	0-2	1-1	35-34	88/79	19092+

	DATE	TEAM	W-L-OT	RECORD	GF-GA	SCORERS	W GOAL	PP	PK	SF-SA	W-L GLTDR.	ATTEND.
19	11/26/21	SEA	W	12-4-3	3-0	41, 79, 91	41	0-2	2-2	26-17	88/31	19092+
20	11/28/21	@MIN	L	12-5-3	2-4	10, 17	38	0-3	3-3	30-37	33/88	17785
21	11/30/21	@STL	O**	12-5-4	3-4	71, 10P, 81	90	1-3	2-3	33-33	50/1	16605
22	12/02/21	STL	W	13-5-4	4-2	18, 71P, 77, 77	77	1-3	2-4	35-28	88/35	19092+
23	12/04/21	@BOS	W*	14-5-4	3-2	16S, 18, 91	91	0-2	1-1	25-39	88/1	17850
24	12/05/21	@PHI	W	15-5-4	7-1	27, 10, 16, 13, 7S, 14, 10P	10	1-2	2-3	27-39	1/79	16014
25	12/07/21	@MTL	W	16-5-4	3-2	14, 10, 18	18	0-3	1-1	27-23	88/34	19976
26	12/09/21	@TOR	W	17-5-4	5-3	41, 91P, 18, 16, 18	16	1-3	0-2	27-38	88/36	18919+
27	12/11/21	@OTT	L	17-6-4	0-4	9	0-5	2-4	25-23	31/1	13076	
28	12/14/21	LAK	W*	18-6-4	3-2	17, 16, 7	7	0-3	1-2	30-30	88/32	19092+
29	12/16/21	OTT	W	19-6-4	2-1	17, 77P	77	1-5	2-2	27-26	88/31	19092+
30	12/21/21	@VGK	W	20-6-4	4-3	82, 41, 71, 91P	91	1-2	1-2	19-41	88/39	18217+
31	12/28/21	MTL	W*	21-6-4	5-4	21, 21, 79, 10, 18	18	0-4	4-4	37-31	33/35	19092+
32	12/30/21	@FLA	L	21-7-4	3-9	24, 91, 21P	27	1-4	2-3	42-37	30/33	15001
33	12/31/21	NYR	O**	21-7-5	3-4	91P, 79, 10	93	1-4	4-4	28-23	31/1	19092+
34	01/02/22	@NYR	L	21-8-5	0-4	93	0-2	1-3	38-21	31/88	16885	
35	01/04/22	@CBJ	W	22-8-5	7-2	18P, 18, 10P, 21, 14P, 41, 17	10	3-4	3-3	36-22	88/70	14816
36	01/06/22	CGY	W	23-8-5	4-1	10, 21, 18, 17	21	0-3	3-3	33-27	88/80	19092+
37	01/08/22	BOS	L	23-9-5	2-5	18, 21	63	0-4	2-2	29-30	35/88	19092+
38	01/11/22	@BUF	W	24-9-5	6-1	18, 71, 86P, 86, 91, 86	71	1-2	3-4	36-18	88/1	8368
39	01/13/22	VAN	W	25-9-5	4-2	91P, 17, 13, 21	13	1-3	4-4	21-26	88/35	19092+
40	01/15/22	DAL	W	26-9-5	3-1	21P, 79, 17	79	1-3	1-1	29-20	88/35	19092+
41	01/18/22	@LAK	W	27-9-5	6-4	77, 86P, 41S, 77, 7, 91	7	1-3	2-3	25-36	88/40	15128
42	01/21/22	@ANA	L	27-10-5	1-5	79	22	0-7	4-5	33-35	36/88	13148
43	01/22/22	@SJS	W	28-10-5	7-1	79, 91, 7, 10, 21, 17P, 79	91	1-2	2-2	31-28	1/47	14193
44	01/27/22	NJD	W	29-10-5	3-2	17P, 7S, 71	71	1-1	2-3	35-33	88/32	19092+
45	01/29/22	VGK	O**	29-10-6	2-3	79, 10	61	0-3	1-1	29-27	90/88	19092+
46	02/01/22	SJS	W*	30-10-6	3-2	71, 17P, 77	77	1-4	2-3	32-21	88/47	19092+
47	02/10/22	@COL	L	30-11-6	2-3	86, 21	13	0-3	3-3	38-47	35/88	18018+
48	02/11/22	@ARI	W	31-11-6	4-3	21, 10, 91, 91	91	0-3	1-1	32-19	1/70	11727
49	02/15/22	@NJD	W	32-11-6	6-3	14, 91, 17, 77, 86, 41	77	0-1	2-3	32-25	88/32	10410
50	02/23/22	EDM	W	33-11-6	5-3	14, 91, 21, 10P, 86	10	1-4	0-1	23-30	88/41	19092+
51	02/26/22	@NSH	W	34-11-6	3-2	21P, 86P, 91	91	2-4	2-4	33-28	88/74	68619
52	03/01/22	OTT	W	35-11-6	5-2	86, 21, 91P, 10, 98	91	1-4	4-4	22-27	88/30	19092+
53	03/03/22	PIT	L	35-12-6	1-5	41	87	0-1	2-3	21-40	35/88	19092+
54	03/04/22	DET	W	36-12-6	3-1	21P, 98P, 91P	98	3-4	2-2	38-23	1/39	19092+
55	03/06/22	@CHI	W	37-12-6	6-3	16, 77, 52, 77, 10, 98	77	0-2	3-3	32-27	88/29	18856
56	03/08/22	@WPG	L	37-13-6	4-7	27, 17, 77, 79	81	0-3	3-4	24-33	37/88	12925
57	03/10/22	@CGY	L	37-14-6	1-4	17	13	0-3	3-4	31-32	25/88	15689
58	03/12/22	@EDM	L	37-15-6	1-4	24	97	0-4	6-7	32-49	19/1	17528
59	03/13/22	@VAN	W	38-15-6	2-1	77, 79	79	0-2	2-2	31-36	88/35	18760
60	03/16/22	@SEA	W	39-15-6	4-1	86, 77P, 71, 77P	77	2-6	4-5	42-25	88/31	17151+
61	03/19/22	NYR	L	39-16-6	1-2	21P	93	1-3	5-6	29-27	31/88	19092+
62	03/22/22	@CAR	L	39-17-6	2-3	20, 17	20	0-2	2-4	29-41	31/88	16783
63	03/24/22	@BOS	L	39-18-6	2-3	38S, 91	88	0-3	5-5	24-39	1/88	17850
64	03/26/22	@DET	W*	40-18-6	2-1	91P, 21P	21	2-3	5-5	36-27	1/39	19515+
65	03/27/22	@NYI	W	41-18-6	4-1	77P, 17, 79, 98	17	1-4	3-3	34-24	88/30	17255+
66	03/29/22	CAR	W*	42-18-6	4-3	17P, 77, 21P, 91P	91	3-4	2-2	32-19	88/32	19092+
67	04/01/22	CHI	W	43-18-6	5-2	91, 21, 79, 79, 38	79	0-2	3-4	43-23	88/32	19092+
68	04/02/22	MTL	O**	43-18-7	4-5	91, 71S, 86P, 21P	14	2-3	2-2	41-31	34/1	19092+
69	04/04/22	TOR	L	43-19-7	2-6	86, 44	34	0-2	1-1	34-39	36/88	19092+
70	04/06/22	@WSH	L	43-20-7	3-4	86, 20, 79P	74	1-3	3-5	28-28	30/88	18573+
71	04/08/22	BOS	O*	43-20-8	1-2	41	13	0-5	3-3	29-37	35/88	19092+
72	04/10/22	BUF	W	44-20-8	5-0	10, 18, 38, 86, 79	10	0-2	2-2	28-28	1/41	19092+
73	04/12/12	@DAL	L	44-21-8	0-1	24	0-3	3-3	25-29	41/88	17567	
74	04/14/22	ANA	W*	45-21-8	4-3	79, 17, 86, 71	71	0-3	1-1	31-26	1/41	19092+
75	04/16/22	WPG	W	46-21-8	7-4	17P, 41, 20, 86, 91, 86, 98	91	1-2	0-1	37-18	1/37	19092+
76	04/19/22	DET	L	46-22-8	3-4	79, 86P, 79	15	1-3	2-2	41-31	29/88	19092+
77	04/21/22	TOR	W	47-22-8	8-1	17, 79, 91P, 86P, 18, 17P, 79, 14	79	3-5	4-5	36-37	88/50	19092+
78	04/23/22	NSH	W	48-22-8	6-2	77P, 71, 86P, 91, 79, 14	86	2-2	2-4	39-21	1/74	19092+
79	04/24/22	@FLA	W	49-22-8	8-4	86, 91P, 52, 20S, 20, 21P, 86, 91P	20	3-7	5-6	33-30	88/30	17036
80	04/26/22	CBJ	W	50-22-8	4-1	86, 91P, 91, 18	91	1-2	2-3	32-21	88/90	19092+
81	04/28/22	@CBJ	L	50-23-8	2-5	86P, 10P	96	2-7	3-4	27-35	90/1	18234+
82	04/29/22	@NYI	W	51-23-8	6-4	91, 10P, 27, 91, 91	91	1-1	0-1	34-37	88/30	17255+

2020-2021 INDIVIDUAL SCORING
(36-17-3, 75 pts., 3rd in Central Division)

PLAYERS									
PLAYER	GP	G	A	P	+/-	PIM	PPG	SHG	GWG
Brayden Point	56	23	25	48	2	11	6	0	6
Ondrej Palat	55	15	31	46	1	26	7	0	6
Victor Hedman	54	9	36	45	5	28	1	0	2
Yanni Gourde	56	17	19	36	10	44	2	0	4
Steven Stamkos	38	17	17	34	4	16	10	0	1
Alex Killorn	56	15	18	33	-1	37	5	0	1
Blake Coleman	55	14	17	31	15	37	1	1	3
Mikhail Sergachev	56	4	26	30	5	30	0	0	1
Anthony Cirelli	50	9	13	22	0	10	1	2	3
Tyler Johnson	55	8	14	22	-1	16	2	0	1
Barclay Goodrow	55	6	14	20	16	52	0	0	1
Mathieu Joseph	56	12	7	19	3	10	1	0	2
Erik Cernak	46	5	13	18	8	38	0	0	0
Pat Maroon	55	4	14	18	2	60	2	0	0
Ross Colton	30	9	3	12	3	16	0	0	4
Ryan McDonagh	50	4	8	12	13	14	0	0	0
Jan Rutta	35	0	8	8	12	22	0	0	0
Alexander Volkov	19	3	2	5	2	4	0	0	0
Luke Schenn	38	2	2	4	2	51	0	0	0
Alex Barre-Boulet	15	3	0	3	0	0	2	0	0
Cal Foote	35	1	2	3	9	29	0	0	0
Gemel Smith	5	0	3	3	3	11	0	0	0
Andreas Borgman	7	0	2	2	-2	4	0	0	0
Mitchell Stephens	7	0	1	1	-5	0	0	0	0
Daniel Walcott	1	0	0	0	-1	5	0	0	0
Ben Thomas	5	0	0	0	1	0	0	0	0
Fredrik Claesson	2	0	0	0	-1	12	0	0	0
David Savard	14	0	0	0	-8	0	0	0	0

GOALTENDERS											
GOALIES	GP	W	L	OT	GAA	SV%	SA	SV	GA	SO	TOI
Andrei Vasilevskiy	42	31	10	1	2.21	.925	1,237	1,144	93	5	2523:37
Curtis McElhinney	12	4	6	2	3.09	.875	296	259	37	1	719:19
Christopher Gibson	2	1	1	0	2.66	.875	40	35	5	0	112:58

2020-21 GAME-BY-GAME RESULTS												
#	DATE	TEAM	W-L-OT	RECORD	GF-GA	SCORERS	W GOAL	PP	PK	SF-SA	W-L GLTDR.	ATTEND.
1	01/13/21	CHI	W	1-0-0	5-1	18P, 7, 71, 91, 21	7	2-4	2-3	33-23	88/30	
2	01/15/21	CHI	W	2-0-0	5-2	18, 17, 20, 37, 91	20	0-3	3-4	37-37	88/60	
3	01/21/21	@CBJ	W*	3-0-0	3-2	20, 7, 21	21	0-1	3-4	37-25	88/70	
4	01/23/21	@CBJ	L	3-1-0	2-5	77, 18P	44	1-3	2-2	32-28	90/88	
5	01/28/21	@CAR	O*	3-1-1	0-1		88	0-3	4-4	32-25	34/88	
6	01/30/21	NSH	W	4-1-1	4-3	9P, 52, 77 91P	91	2-7	3-5	33-26	88/35	
7	02/01/21	NSH	W	5-1-1	5-2	18, 37, 21 91P, 37	21	1-4	3-3	28-31	88/74	
8	02/03/21	DET	W	6-1-1	5-1	77, 71, 27 21, 17	71	0-4	4-4	27-16	88/29	

#	DATE	TEAM	W-L-OT	RECORD	GF-GA	SCORERS	W GOAL	PP	PK	SF-SA	W-L GLTDR.	ATTEND.
9	02/05/21	DET	W	7-1-1	3-1	14, 19, 19	19	0-3	2-2	32-28	88/29	0
10	02/08/21	@NSH	W	8-1-1	4-1	71, 71P, 20, 91	71	1-3	3-4	35-24	35/35	0
11	02/09/21	@NSH	W	9-1-1	6-1	91, 18P, 7 37, 91P, 7P	18	3-5	4-4	30-33	88/74	0
12	02/11/21	@FLA	L	9-2-1	2-5	21P, 21P	5	2-3	2-3	21-29	72/88	3808
13	02/13/21	@FLA	W	10-2-1	6-1	18P, 7, 9 9, 92, 19	7	1-3	4-4	28-34	88/72	4509
14	02/15/21	FLA	L	10-3-1	4-6	91, 92, 92, 9	16	0-4	3-3	31-21	60/35	100
15	02/20/21	@CAR	L	10-4-1	0-4		16	0-1	2-2	24-28	39/88	0
16	02/22/21	@CAR	W	11-4-1	4-2	91P, 77, 18, 17	17	1-4	2-3	32-36	88/47	0
17	02/24/21	CAR	W	12-4-1	3-0	79, 20P, 19	79	1-1	2-2	28-25	88/39	500
18	02/25/21	CAR	W	13-4-1	3-1	98, 37, 19	37	0-5	5-5	22-32	35/47	536
19	02/27/21	DAL	W	14-4-1	5-0	18P, 71S, 21 14P, 91	18	2-2	6-6	21-20	88/35	537
20	03/02/21	DAL	W	15-4-1	2-0	18P, 37	18	1-5	3-3	19-28	88/35	4067
21	03/04/21	@CHI	W*	16-4-1	3-2	71S, 91, 17	17	0-1	2-2	34-37	88/32	0
22	03/05/21	@CHI	O**	16-4-2	3-4	71, 17P, 27	23	1-6	4-5	42-27	30/35	0
23	03/07/21	@CHI	W	17-4-2	6-3	18P, 37, 77P, 37P, 17, 14P	37	4-5	3-4	39-25	88/32	0
24	03/09/21	@DET	W*	18-4-2	4-3	21P, 9, 81, 20	20	1-3	2-3	29-23	88/29	0
25	03/11/21	@DET	L	18-5-2	4-6	98, 91P, 21, 18	14	1-6	4-4	44-23	45/35	0
26	03/13/21	NSH	W	19-5-2	6-3	9, 7, 17P, 21, 20, 71	21	1-1	1-2	28-31	88/35	3800
27	03/15/21	NSH	L	19-6-2	1-4	91	33	0-3	1-2	39-26	35/35	3800
28	03/16/21	@DAL	W**	20-6-2	4-3	21, 7, 91P	21	1-2	2-3	36-27	88/29	4057
29	03/18/21	CHI	W	21-6-2	4-2	17, 37P, 79, 77	79	1-2	2-4	23-21	88/32	3800
30	03/20/21	CHI	W	22-6-2	4-1	21, 71, 37, 91P	71	1-3	4-4	29-31	88/30	3800
31	03/21/21	FLA	W	23-6-2	5-3	37, 17, 7, 9P, 21	9	1-5	3-5	24-32	35/72	3800
32	03/23/21	@DAL	W	24-6-2	2-1	91P, 37	37	1-3	3-4	26-17	88/35	4103
33	03/25/21	@DAL	L	24-7-2	3-4	37, 17, 18	24	0-0	2-3	27-41	29/88	4187
34	03/27/21	@CAR	L	24-8-2	3-4	20, 14, 7	88	0-4	4-6	22-40	47/88	4433
35	03/30/21	CBJ	L	24-9-2	1-3	7	58	0-1	0-0	38-21	90/35	3800
36	04/01/21	CBJ	W	25-9-2	3-2	21P, 79, 21	21	1-3	1-1	34-38	88/90	3800
37	04/03/21	DET	W	26-9-2	2-1	79, 21	21	0-3	2-2	29-26	88/29	3800
38	04/04/21	DET	L	26-10-2	1-5	77	51	0-3	1-2	28-18	29/33	3800
39	04/06/21	@CBJ	L	26-11-2	2-4	79, 2	16	0-4	4-5	38-30	70/88	4080
40	04/08/21	@CBJ	W	27-11-2	6-4	20, 91P, 19, 27, 79, 27	79	1-4	2-2	30-36	88/90	4143
41	04/10/21	@NSH	W	28-11-2	3-0	79, 81, 37	79	0-3	3-3	34-36	88/35	0
42	04/13/21	@NSH	L	28-12-2	2-7	21P, 37	33	1-2	3-3	23-22	74/35	0
43	04/15/21	FLA	W*	29-12-2	3-2	17P, 79, 77	77	1-2	3-3	19-38	88/60	3800
44	04/17/21	FLA	L	29-13-2	3-5	21, 81, 7	77	0-2	2-3	31-32	72/88	3800
45	04/19/21	CAR	W*	30-13-2	3-2	17, 21P, 37	37	1-2	2-3	36-27	88/34	3800
46	04/20/21	CAR	L	30-14-2	1-4	21	11	0-2	3-3	27-36	39/88	3800
47	04/22/21	CBJ	W	31-14-2	3-1	20, 18, 20	18	0-3	0-1	28-25	35/90	4200
48	04/25/21	CBJ	W*	32-14-2	4-3	18, 7, 60P, 77	77	1-4	1-1	34-22	88/90	4200
49	04/27/21	@CHI	W	33-14-2	7-4	81, 37, 60, 21, 20, 17P, 17	20	1-4	6-7	30-40	88/30	0
50	04/29/21	DAL	W	34-14-2	3-0	18, 20S, 21	18	0-1	2-2	28-20	88/29	4200
51	05/01/21	@DET	O**	34-14-3	0-1		89	0-4	3-3	33-15	29/35	0
52	05/02/21	@DET	W	35-14-3	2-1	20, 98	98	0-2	4-4	42-23	33/45	0
53	05/05/21	DAL	W	36-14-3	6-2	9, 17P, 21, 81, 79, 98	21	1-4	2-2	20-22	88/29	4200
54	05/07/21	DAL	L	36-15-3	2-5	20, 60P	16	1-4	1-1	27-31	35/35	4200
55	05/08/21	@FLA	L	36-16-3	1-5	2	9	0-5	5-6	29-35	72/88	5040
56	05/10/21	@FLA	L	36-17-3	0-4		52	0-5	5-5	30-30	60/88	5040

2019-2020 INDIVIDUAL SCORING
(43-21-6, 92 pts, 2nd in Eastern Conference)

PLAYERS									
PLAYER	GP	G	A	P	+/-	PIM	PPG	SHG	GWG
Nikita Kucherov	68	33	52	85	26	38	4	0	6
Steven Stamkos	57	29	37	66	14	22	10	0	6
Brayden Point	66	25	39	64	28	11	8	0	4
Victor Hedman	66	11	44	55	27	31	4	0	3
Alex Killorn	68	26	23	49	19	20	8	0	7
Anthony Cirelli	68	16	28	44	28	30	1	1	3
Ondrej Palat	69	17	24	41	25	22	4	1	2
Mikhail Sergachev	70	10	24	34	15	58	5	1	0
Kevin Shattenkirk	70	8	26	34	22	38	1	0	0
Tyler Johnson	65	14	17	31	9	16	1	0	2
Yanni Gourde	70	10	20	30	-5	49	1	2	5
Pat Maroon	64	9	14	23	4	71	1	0	1
Cedric Paquette	61	7	11	18	-1	42	0	1	0
Carter Verhaeghe	52	9	4	13	-9	8	1	0	1
Erik Cernak	67	5	7	12	11	59	0	0	1
Ryan McDonagh	50	1	11	12	7	19	0	0	0
Mathieu Joseph	37	4	3	7	-2	16	0	0	0
Jan Rutta	33	1	6	7	6	14	0	0	0
Mitchell Stephens	38	3	3	6	-9	10	0	0	0
Cameron Gaunce	3	1	3	4	2	4	0	0	0
Braydon Coburn	40	1	3	4	5	16	0	0	0
Luke Witkowski	12	1	2	3	-4	13	0	0	0
Luke Schenn	25	1	2	3	-8	23	0	0	0
Barclay Goodrow	8	0	2	2	0	17	0	0	0
Zach Bogosian	8	0	2	2	0	12	0	0	0
Gemel Smith	3	1	0	1	0	4	0	0	0
Cory Conacher	4	0	1	1	-2	4	0	0	0
Blake Coleman	9	0	1	1	2	16	0	0	0
Alexander Volkov	9	0	1	1	-6	6	0	0	0

GOALTENDERS											
GOALIES	GP	W	L	OT	GAA	SV%	SA	SV	GA	SO	TOI
Andrei Vasilevskiy	52	35	14	3	2.56	.917	1605	1472	133	3	3,121:54
Curtis McElhinney	18	8	7	3	2.89	.906	551	499	52	1	1,080:56

2019-2020 GAME-BY-GAME RESULTS											
#	DATE	TEAM	W-L-OT	RECORD	GF-GA	SCORERS	W GOAL	PP	PK	SF-SA	W-L GLTDR.ATTEND.
1	10/03/19	FLA	W	1-0-0	5-2	86,22,18P,14,81	18	1-3	4-4	30-37	88 / 72 19092+
2	10/05/19	@FLA	L	1-1-0	3-4	46,91,7	68	0-1	1-3	35-28	72 / 88 17424+
3	10/06/19	@CAR	O*	1-1-1	3-4	9,22P,91	74	1-4	3-5	13-44	34 / 35 14125
4	10/10/19	@TOR	W	2-1-1	7-3	21,86P,22,91P,21,18,86	91	2-3	1-2	33-28	88 / 31 19387+
5	10/12/19	@OTT	L	2-2-1	2-4	18,28	90	0-4	4-4	21-34	41 / 35 11023
6	10/15/19	@MON	W	3-2-1	3-1	55,91P,9	91	1-1	4-5	22-34	88 / 31 20406
7	10/17/19	@BOS	W**	4-2-1	4-3	21,7,22	91	0-3	2-5	36-37	88 / 40 17193
8	10/19/19	COL	L	4-3-1	2-6	37,77	92	0-2	2-2	46-24	39 / 88 19092+
9	10/23/19	PIT	W	5-3-1	3-2	17,37,77P	77	1-4	1-1	48-39	88 / 35 19092+
10	10/26/19	NSH	O*	5-3-2	2-3	91P,9	4	1-4	3-5	30-40	74 / 35 19092+
11	10/29/19	@NYR	L	5-4-2	1-4	86	72	0-2	3-4	30-42	40 / 88 17196
12	10/30/19	@NJD	W*	6-4-2	7-6	18,17P,21,71,7,18,9	9	1-1	4-5	23-42	35 / 35 13152
13	11/01/19	@NYI	L	6-5-2	2-5	37,27	12	0-3	3-3	35-26	1 / 88 12043

#	DATE	TEAM	W-L-OT	RECORD	GF-GA	SCORERS	W GOAL	PP	PK	SF-SA	W-L GLTDR.ATTEND.
14	11/08/19	@BUF	W	7-5-2	3-2	86,17P,37	37	1-4	2-2	34-22	88 / 35 13230
15	11/09/19	BUF	W	8-5-2	5-3	14P,77P,14,37,7	37	2-3	2-2	40-43	35 / 40 13339
16	11/14/19	NYR	W	9-5-2	9-3	2,17P,86P,18,91P,14,22,17P,37P	18	5-8	4-4	45-23	88 / 40 19092+
17	11/16/19	WPG	L	9-6-2	3-4	77,91,71	81	0-2	3-4	34-27	37 / 88 19092+
18	11/19/19	@STL	L	9-7-2	1-3	71	70	0-2	4-4	18-34	50 / 88 18096+
19	11/21/19	@CHI	W	10-7-2	4-2	98P,71,21,13	21	1-3	3-3	35-34	35 / 50 21336+
20	11/23/19	ANA	W	11-7-2	6-2	21,86,21P,14,71P,18P	21	3-4	3-3	27-38	88 / 30 19092+
21	11/25/19	BUF	W	12-7-2	5-2	86,98P,37,13S,18S	37	1-4	4-4	29-30	88 / 40 19092+
22	11/27/19	STL	L	12-8-2	3-4	86,71,21P	10	1-4	1-2	35-33	50 / 88 19092+
23	11/29/19	@WSH	O*	12-8-3	3-4	21P,98,17	9	1-4	0-2	30-35	70 / 88 18573+
24	11/30/19	CAR	L	12-9-3	2-3	21P,9	74	1-6	3-4	38-24	47 / 35 19092+
25	12/03/19	@NSH	W*	13-9-3	3-2	77,18,86	86	0-3	3-4	31-32	88 / 35 17163+
26	12/05/19	MIN	L	13-10-3	4-5	81,98,77P,17	36	1-4	2-2	34-21	32 / 88 19092+
27	12/07/19	SJS	W	14-10-3	7-1	9,17,91P,77,9,91P,23	17	2-4	4-4	38-38	88 / 31 19092+
28	12/09/19	NYI	L	14-11-3	1-5	91	12	0-3	1-2	32-24	40 / 35 19092+
29	12/10/19	@FLA	W	15-11-3	2-1	91,17	17	0-2	3-3	48-28	88 / 72 10685
30	12/12/19	BOS	W	16-11-3	3-2	91P,21P,91	91	2-3	2-2	31-29	88 / 40 19092+
31	12/14/19	WSH	L	16-12-3	2-5	21P,44	21	1-5	2-2	28-34	30 / 88 19092+
32	12/17/19	OTT	W*	17-12-3	4-3	86,13,21,71	71	0-1	4-4	40-28	88 / 35 19092+
33	12/19/19	DAL	O*	17-12-4	3-4	98P,17P,18	91	2-3	0-1	48-20	35 / 88 19092+
34	12/21/19	@WSH	L	17-13-4	1-3	86	9	0-7	3-3	27-35	70 / 35 18573+
35	12/23/19	FLA	W	18-13-4	6-1	21,77,98P,17P,86P,77	77	3-4	3-4	34-30	88 / 72 19092+
36	12/28/19	MTL	W	19-13-4	5-4	17,91,67,17,71	71	0-1	1-2	30-43	88 / 31 19092+
37	12/29/19	DET	W	20-13-4	2-1	18,21P	21	1-4	2-2	39-20	35 / 45 19092+
38	12/31/19	@BUF	W	21-13-4	6-4	18P,17P,9,22,17,71	17	2-5	4-4	27-28	88 / 35 18465
39	01/02/20	@MTL	W	22-13-4	2-1	91,86	86	0-0	3-3	23-39	88 / 31 20904
40	01/04/20	@OTT	W	23-13-4	5-3	23,22,21,9,17	9	0-2	3-4	28-28	35 / 41 13914
41	01/05/20	@CAR	W	24-13-4	3-1	67,91,21	91	0-2	4-4	26-29	88 / 34 18015
42	01/07/20	VAN	W	25-13-4	9-2	9,91P,17,23,86,81,21,23,23P	17	2-5	4-4	37-23	88 / 25 19092+
43	01/09/20	ARI	W	26-13-4	4-0	17,98,86,86	17	0-1	2-2	34-25	88 / 31 19092+
44	01/11/20	@PHI	W	27-13-4	1-0	14	14	0-4	3-3	28-23	88 / 79 19866+
45	01/12/20	@NJD	L	27-14-4	1-3	9	19	0-2	4-4	27-20	70 / 35 14203
46	01/14/20	LAK	W**	28-14-4	4-3	17,91,86	91	0-2	2-3	38-41	88 / 32 19092+
47	01/16/20	@MIN	L	28-15-4	2-3	86,86P	20	1-2	3-4	20-23	32 / 35 17305
48	01/17/20	@WPG	W	29-15-4	7-1	71,86,71,86,23,71,17	86	0-1	2-2	26-31	88 / 37 15325+
49	01/27/20	@DAL	O*	29-15-5	2-3	91,91	14	0-4	4-4	25-35	30 / 88 18345
50	01/29/20	@LAK	W	30-15-5	4-2	9,91,81,91	81	0-2	0-1	24-34	88 / 32 18230+
51	01/31/20	@ANA	W	31-15-5	4-3	18,81,71,86	86	0-3	3-3	22-26	88 / 36 16032
52	02/01/20	@SJS	W	32-15-5	3-0	91,86,18	91	0-4	3-3	35-30	35 / 30 17562+
53	02/04/20	VGK	W	33-15-5	4-2	21,9,91,17	91	0-1	3-3	18-29	88 / 29 19092+
54	02/06/20	PIT	W	34-15-5	4-2	98,91,71,86	71	0-4	5-5	29-31	88 / 30 19092+
55	02/08/20	NYI	W	35-15-5	3-1	21,23,91	23	0-1	0-1	30-18	88 / 40 19092+
56	02/10/20	@CBJ	W*	36-15-5	2-1	86,86	86	0-3	3-3	30-32	35 / 90 17131
57	02/11/20	@PIT	W*	37-15-5	2-1	98P,37	37	1-4	3-4	38-36	88 / 30 18445+
58	02/13/20	EDM	W	38-15-5	3-1	14,37S,13	37	0-0	2-2	37-30	88 / 41 19092+
59	02/15/20	PHI	W	39-15-5	5-3	17,13,23,21,86	21	0-5	3-5	24-33	88 / 79 19092+
60	02/17/20	@COL	W*	40-15-5	4-3	17,33,91,86	86	0-1	3-4	27-27	35 / 39 18107+
61	02/20/20	@VGK	L	40-16-5	3-5	22,91P,91P	75	2-4	3-4	27-33	29 / 88 18376+
62	02/22/20	@ARI	L	40-17-5	3-7	71,18,21	15	0-1	3-5	30-41	32 / 88 14825
63	02/25/20	TOR	L	40-18-5	3-4	86,14,37	88	0-3	2-4	29-23	31 / 88 19092+
64	02/27/20	CHI	L	40-19-5	2-5	21,86	68	0-5	5-6	38-27	50 / 35 19092+
65	02/29/20	CGY	W	41-19-5	4-3	9P,18P,37S,17	17	2-4	1-2	33-21	88 / 33 19092+
66	03/03/20	BOS	L	41-20-5	1-2	67	74	0-1	3-3	21-35	40 / 88 19092+
67	03/05/20	MTL	W	42-20-5	4-0	77,17,86,77P	77	1-3	3-3	23-32	88 / 31 19092+
68	03/07/20	@BOS	W	43-20-5	5-3	71S,98S,13,17P,86	17	1-2	3-4	25-38	88 / 40 17850+
69	03/08/20	@DET	O**	43-20-6	4-5	21P,23,21,14	14	1-3	2-3	37-28	45 / 35 18841
70	03/10/20	@TOR	L	43-21-6	1-2	18	34	0-4	3-5	33-36	31 / 88 19124+

PLAYERS														
PLAYER	GP	G	A	P	+/-	PIM	PP	SH	GW	OT	S	S%	TOI/G	
Nikita Kucherov	82	41	87	128	24	62	15	0	8	0	246	16.7	19:58	
Steven Stamkos	82	45	53	98	4	37	19	2	6	0	234	19.2	18:18	
Brayden Point	79	41	51	92	27	28	20	0	7	2	191	21.5	18:55	
Victor Hedman	70	12	42	54	24	44	2	0	4	2	182	6.6	22:46	
Yanni Gourde	80	22	26	48	9	66	5	1	5	1	130	16.9	15:50	
Tyler Johnson	80	29	18	47	15	28	1	1	4	0	163	17.8	15:57	
J.T. Miller	75	13	34	47	8	30	4	0	4	0	108	12.0	14:40	
Ryan McDonagh	82	9	37	46	38	34	0	0	1	0	128	7.0	22:05	
Alex Killorn	82	18	22	40	22	45	2	1	2	1	153	11.8	14:52	
Anthony Cirelli	82	19	20	39	25	34	0	5	5	1	123	15.5	14:51	
Ondrej Palat	64	8	26	34	4	20	2	0	1	0	100	8.0	14:53	
Mikhail Sergachev	75	6	26	32	12	28	0	0	0	0	128	4.7	17:55	
Mathieu Joseph	70	13	13	26	5	26	0	0	1	0	95	13.7	11:22	
Braydon Coburn	74	4	19	23	4	34	0	0	0	0	113	3.5	16:07	
Adam Erne	65	7	13	20	10	40	2	0	3	0	70	10.0	10:33	
Cedric Paquette	80	13	4	17	7	80	0	2	1	0	87	14.9	12:00	
Ryan Callahan	52	7	10	17	7	14	1	0	3	0	76	9.2	11:08	
Anton Stralman	47	2	15	17	12	8	0	0	0	0	57	3.5	20:31	
Erik Cernak	58	5	11	16	25	58	1	0	1	0	107	4.7	19:15	
Dan Girardi	62	4	12	16	6	12	0	0	0	0	75	5.3	17:48	
Jan Rutta	14	0	2	2	4	4	0	0	0	0	20	0.0	14:26	
Danick Martel	9	0	2	2	3	8	0	0	0	0	16	0.0	10:11	
Cory Conacher	1	0	0	0	0	2	0	0	0	0	1	0.0	8:35	
Cameron Gaunce	2	0	0	0	3	7	0	0	0	0	2	0.0	15:40	

GOALTENDERS														
PLAYER	GP	TOI	GAA	W	L	OTL	SA	GA	SV	SV%	SO	G	A	PIM
ANDREI VASILEVSKIY	53	3,204	2.40	39	10	4	1,713	128	1,585	.925	6	0	3	6
LOUIS DOMINGUE	26	1,561	2.88	21	5	0	812	75	737	.908	0	0	1	4
EDWARD PASQUALE	3	182	3.96	2	1	0	102	12	90	.882	0	0	0	0

2018-19 GAME-BY-GAME RESULTS														
#	DATE	TEAM	W-L-OT	RECORD	GF-GA	SCORERS	W GOAL	PP	PK	SF-SA	W-L GLTDR.	ATTEND.		
1	10/06/2018	FLA	W**	1-0-0	2-1	71S	10	0-3	5-5	29-43	88/34	19092+		
2	10/11/2018	VAN	L	1-1-0	1-4	21	6	0-5	4-4	34-28	31/88	19092+		
3	10/13/2018	CBJ	W	2-1-0	8-2	77, 13, 37P, 21, 21P, 17P, 86, 10P	37	4-7	5-5	31-32	88/72	19092+		
4	10/16/2018	CAR	W	3-1-0	4-2	9S, 9, 37P, 9	37	1-1	4-4	27-40	70/34	19092+		
5	10/18/2018	DET	W	4-1-0	3-1	21, 91, 17	91	0-4	5-5	31-30	88/35	19092+		
6	10/20/2018	@MIN	O*	4-1-1	4-5	24, 37, 10P, 6	64	1-5	2-2	31-34	32/88	19080+		
7	10/21/2018	@CHI	W	5-1-1	6-3	86, 71, 37P, 21, 77, 24	21	1-3	3-4	55-36	70/30	21012+		
8	10/24/2018	@COL	W	6-1-1	1-0	86P	86	1-3	4-4	24-22	88/1	16753		
9	10/26/2018	@VGK	W	7-1-1	3-2	9, 21, 10P	10	1-2	3-4	23-31	88/29	18207+		
10	10/27/2018	@ARI	L	7-2-1	1-7	73P	9	1-5	4-4	31-30	32/70	13623		
11	10/30/2018	NJD	W	8-2-1	8-3	55, 55, 21, 86P, 91P, 9, 86, 27	86	2-3	2-3	44-30	88/1	19092+		
12	11/01/2018	NSH	L	8-3-1	1-4	29	59	0-2	1-1	43-24	35/88	19092+		
13	11/03/2018	@MTL	W	9-3-1	4-1	91, 10, 91, 37	10	0-3	4-4	36-35	88/31	21302+		
14	11/04/2018	@OTT	W*	10-3-1	4-3	13, 7, 21P, 37	37	1-3	1-3	45-25	70/41	11364		
15	11/06/2018	EDM	W	11-3-1	5-2	91, 21, 37, 86, 86P	37	1-6	3-4	35-35	88/19	19092+		
16	11/08/2018	NYI	W	12-3-1	4-2	7, 10, 9, 91	9	0-4	5-5	27-37	88/40	19092+		
17	11/10/2018	OTT	L	12-4-1	4-6	7, 77P, 55, 7	18	1-3	2-4	28-34	41/88	19092+		
18	11/13/2018	@BUF	L	12-5-1	1-2	71	21	0-1	1-1	30-19	40/70	15833		
19	11/15/2018	@PIT	W	13-5-1	4-3	21P, 21P, 21P, 37P	37	4-7	2-4	26-31	70/30	18422+		
20	11/17/2018	@PHI	W*	14-5-1	6-5	73P, 13, 21, 9P, 21P, 71	71	3-4	2-5	26-45	70/33	19060		
21	11/19/2018	@NSH	L	14-6-1	2-3	77, 86	92	0-2	2-3	31-34	35/70	17419+		

	DATE	TEAM	W-L-OT	RECORD	GF-GA	SCORERS	W GOAL	PP	PK	SF-SA	W-L GLTDR	ATTEND.	
22	11/21/2018	FLA	W	15-6-1	7-3	7, 86P, 37, 73, 91, 27, 5	73	1-4	2-4	33-43	70/1	19092+	
23	11/23/2018	CHI	W	16-6-1	4-2	9, 9, 21, 24	21	0-3	2-2	29-32	70/50	19092+	
24	11/25/2018	NJD	W	17-6-1	5-2	17, 21P, 9, 13, 21	9	1-3	2-2	35-35	70/35	19092+	
25	11/27/2018	ANA	L	17-7-1	1-3	21	37	0-4	2-3	35-22	30/70	19092+OR	
26	11/29/2018	BUF	W	18-7-1	5-4	5, 17, 86, 91P, 13	13	1-5	2-2	37-22	70/40	19092+	
27	12/01/2018	@FLA	W*	19-7-1	5-4	17, 7, 86P, 13, 21P	21	2-3	3-4	39-27	70/34	12361	
28	12/03/2018	@NJD	W	20-7-1	5-1	86, 21P, 9, 37, 91P	21	2-3	4-4	26-27	70/1	13394	
29	12/04/2018	@DET	W**	21-7-1	6-5	7, 7, 91, 10, 13S	86	0-2	2-2	35-24	80/35	18477	
30	12/06/2018	BOS	W	22-7-1	3-2	21, 7, 71S	71	0-1	2-2	30-35	70/40	19092+	
31	12/08/2018	COL	W	23-7-1	7-1	91P, 91, 9, 17, 18, 71, 18P	91	2-3	2-2	38-30	70/1	19092+	
32	12/10/2018	NYR	W	24-7-1	6-3	91P, 91P, 27, 71, 91, 71	71	2-6	1-1	36-26	70/30	19092+	
33	12/13/2018	TOR	W	25-7-1	4-1	71S, 86P, 17, 9	86	1-3	6-6	21-49	88/31	19092+	
34	12/16/2018	@WPG	O*	25-7-2	4-5	17P, 91, 9, 86P	55	2-2	0-1	47-42	37/88	15321+	
35	12/18/2018	@VAN	W	26-7-2	5-2	86, 13, 73, 91, 18	73	0-4	6-6	37-38	88/31	17193	
36	12/20/2018	@CGY	W**	27-7-2	5-4	18, 91, 17, 5	10	0-4	1-1	36-37	70/33	19289+	
37	12/22/2018	@EDM	W	28-7-2	6-3	91P, 86, 10, 9, 91, 9	9	1-2	1-3	45-28	88/19	18347+	
38	12/ 27/2018PHI	W*	29-7-2	6-5	86, 21P, 91, 91P, 9, 17	17	2-3	2-2	37-33	88/30	19092+		
39	12/29/2018	MTL	W	30-7-2	6-5	37, 6, 86P, 9, 73, 73	73	1-3	2-3	32-38	88/37	19092+	
40	12/31/2018	@ANA	W*	31-7-2	2-1	86, 21	21	0-3	1-1	35-36	88/36	17340+	
41	01/03/2019	@LAK	W	32-7-2	6-2	86P, 21P, 24, 27, 91P, 7	24	3-4	4-5	33-30	88/32	17551	
42	01/05/2019	@SJS	L	32-8-2	2-5	77, 98	9	0-2	2-3	20-33	31/88	17562+	
43	01/08/2019	CBJ	W	33-8-2	4-0	7, 21, 86, 21	7	0-1	1-1	22-31	88/72	19092+	
44	01/10/2019	CAR	W	34-8-2	3-1	18P, 21P, 21	21	2-6	4-4	30-27	88/34	19092+	
45	01/12/2019	@BUF	W	35-8-2	5-3	21, 18, 86, 91, 24P	91	1-2	4-4	30-33	70/35	19070+	
46	01/13/2019	@NYI	L	35-9-2	1-5	27	15	0-3	0-1	39-28	1/88	11193	
47	01/15/2019	@DAL	W	36-9-2	2-0	18, 98	18	0-3	6-6	21-35	88/35	18021	
48	01/17/2019	TOR	L	36-10-2	2-4	21P, 77	16	1-4	2-2	38-31	31/88	19092+	
49	01/19/2019	SJS	W	37-10-2	6-3	7, 17, 37, 77P, 91, 91P	77	2-4	2-3	26-39	88/31	19092+	
50	01/30/2019	@PIT	L	37-11-2	2-4	10, 91P	87	1-2	3-3	35-22	30/88	18514+	
51	02/01/2019	@NYI	W**	38-11-2	1-0		77	0-1	4-4	41-36	88/1	13971+	
52	02/02/2019	@NYR	W	39-11-2	3-2	37, 81, 91	91	0-1	3-4	23-33	70/30	17468	
53	02/05/2019	VGK	O**	39-11-3	2-3	21P, 7	89	1-5	3-3	26-37	29/88	19092+	
54	02/07/2019	STL	O*	39-11-4	0-1		10	0-2	3-3	32-39	50/88	19092+	
55	02/09/2019	PIT	W	40-11-4	5-4	37, 81, 71S, 9, 10	10	0-1	1-1	34-32	88/1	19092+	
56	02/10/2019	@FLA	W	41-11-4	5-2	86, 91, 24, 21P, 86P	24	2-4	4-4	23-27	70/34	13566	
57	02/12/2019	CGY	W	42-11-4	6-3	21P, 13, 86, 71, 37, 91P	71	2-4	2-4	27-22	88/33	19092+	
58	02/14/2019	DAL	W	43-11-4	6-0	91P, 98, 9, 86, 17, 91P	91	2-5	2-2	26-32	88/35	19092+	
59	02/16/2019	MTL	W	44-11-4	3-0	86P, 37, 9	86	1-4	2-2	37-20	88/31	19092+	
60	02/18/2019	@CBJ	W	45-11-4	5-1	86, 86, 91P, 21P, 21	86	2-3	4-4	20-40	88/70	16411	
61	02/19/2019	@PHI	W	46-11-4	5-2	98, 17, 10, 37P, 27	10	1-4	3-3	33-30	70/79	18932	
62	02/21/2019	BUF	W**	47-11-4	2-1	86	91	0-3	4-4	40-30	88/40	19092+	
63	02/25/2019	LAK	W**	48-11-4	4-3	21P, 71, 10	77	1-4	4-4	34-33	88/36	19092+	
64	02/27/2019	@NYR	W*	49-11-4	4-3	9, 10P, 5, 77	77	1-3	6-6	30-36	88/40	17012	
65	02/28/2019	@BOS	L	49-12-4	1-4	71	55	0-3	2-3	21-41	40/70	17565+	
66	03/02/2019	OTT	W	50-12-4	5-1	77, 27, 81, 86, 98	27	0-3	3-3	34-37	88/41	19092+	
67	03/05/2019	WPG	W	51-12-4	5-2	37, 73, 91P, 13, 21P	91	2-4	1-3	38-32	88/30	19092+	
68	03/07/2019	MIN	L	51-13-4	0-3		16	0-2	4-4	25-30	40/88	19092+	
69	03/09/2019	DET	W	52-13-4	3-2	27, 86, 86	86	0-3	4-5	33-24	70/45	19092+	
70	03/11/2019	@TOR	W	53-13-4	6-2	9, 71, 9, 18, 13S, 13	9	0-1	2-2	42-28	88/31	19491+	
71	03/14/2019	@DET	W	54-13-4	5-4	91P, 21, 86P, 9, 86	86	2-3	3-3	39-27	88/35	19515+	
72	03/16/2019	WSH	W	55-13-4	6-3	9, 17, 17, 81, 17, 37	81	0-4	3-4	35-34	88/70	19092+	
73	03/18/2019	ARI	W	56-13-4	4-1	91, 77, 71S, 37S	77	0-1	2-2	24-29	88/35	19092+	
74	03/20/2019	@WSH	W*	57-13-4	5-4	86P, 91P, 71, 86P, 77	77	3-3	5-6	28-58	88/70	18506+	
75	03/21/2019	@CAR	W	58-13-4	6-3	91P, 9, 71, 24, 21P, 27	24	2-5	3-3	32-28	70/35	13785	
76	03/23/2019	@STL	L	58-14-4	3-4	17S, 21, 91	10	0-3	1-2	42-26	50/88	18127	
77	03/25/2019	BOS	W	59-14-4	5-4	91, 91, 77, 86, 71	71	0-6	2-3	28-17	88/40	19092+	
78	03/30/2019	WSH	L	59-15-4	3-6	10, 9, 86P	19	1-3	3-5	28-35	70/88	19092+	
79	04/01/2019	@OTT	W	60-15-4	5-2	37, 98, 21, 37, 91	21	0-3	3-4	26-24	88/41	13628	
80	04/02/2019	@MTL	L	60-16-4	2-4	91, 13	62	0-0	2-2	24-45	31/80	21302+	
81	04/04/2019	@TOR	W	61-16-4	3-1	91S, 17, 86	17	0-1	2-2	29-30	88/31	19400+	
82	04/06/2019	@BOS	W	62-16-4	6-3	81P, 91S, 71, 86, 55, 9	86	1-2	2-2	22-33	80/40	17565+	
*	OVERTIME												
**	SHOOTOUT												
+	SELLOUT												
(P)	POWER PLAY GOAL												
(S)	SHORTHANDED GOAL												
(X)	SHOOTOUT GAME-WINNER												
(Y)	OVERTIME GAME-WINNER												
(EV-PS)	SUCCESSFUL PENALTY SHOT												

2017-2018 INDIVIDUAL SCORING
(54-23-5, 113 pts, 1st Eastern Conference)

PLAYERS

PLAYER	POS	GP	G	A	P	+/-	PIM	PP	SH	GW	OT	S	S%	TOI/G
Nikita Kucherov	R	80	39	61	100	15	42	8	0	7	0	279	14.0	19:49
Steven Stamkos	C	78	27	59	86	18	72	15	0	1	0	212	12.7	18:46
Brayden Point	C	82	32	34	66	18	24	5	3	12	4	217	14.7	19:37
Yanni Gourde	C	82	25	39	64	34	50	7	1	5	1	136	18.4	16:09
Victor Hedman	D	77	17	46	63	32	54	2	0	1	0	216	7.9	25:51
Tyler Johnson	C	81	21	29	50	3	24	4	2	3	0	186	11.3	17:00
Alex Killorn	L	82	15	32	47	22	45	2	0	1	0	156	9.6	16:30
Vladislav Namestnikov	C	62	20	24	44	11	35	8	0	2	0	127	15.7	17:30
Mikhail Sergachev	D	79	9	31	40	11	38	3	0	5	0	141	6.4	15:22
Ondrej Palat	L	56	11	24	35	16	6	4	1	0	0	109	10.1	17:00
Chris Kunitz	L	82	13	16	29	8	35	0	1	2	0	81	16.0	11:57
J.T. Miller	C	19	10	8	18	-3	12	5	0	1	0	45	22.2	18:11
Dan Girardi	D	77	6	12	18	18	27	1	0	1	0	93	6.5	17:23
Ryan Callahan	R	67	5	13	18	-4	29	1	1	0	0	104	4.8	13:19
Anton Stralman	D	80	4	14	18	29	18	0	0	0	0	131	3.1	21:29
Braydon Coburn	D	72	1	14	15	3	40	0	0	0	0	73	1.4	16:01
Cory Conacher	C	36	8	4	12	0	24	1	0	2	1	45	17.8	10:00
Anthony Cirelli	C	18	5	6	11	11	6	0	0	0	0	26	19.2	13:14
Jake Dotchin	D	48	3	8	11	17	38	0	0	0	0	48	6.3	16:29
Cedric Paquette	C	56	5	4	9	-5	41	0	0	2	0	64	7.8	10:12
Slater Koekkoek	D	35	4	4	8	4	18	0	0	1	0	43	9.3	11:14
Andrej Sustr	D	44	2	5	7	-5	18	0	0	0	0	45	4.4	12:50
Matthew Peca	C	10	2	3	5	6	0	0	0	0	0	17	11.8	13:40
Adam Erne	L	23	3	1	4	-1	11	0	0	1	0	29	10.3	10:07
J.T. Brown	R	24	1	3	4	-1	12	0	0	1	0	18	5.6	9:22
Ryan McDonagh	D	14	2	1	3	1	0	0	0	0	0	22	9.1	21:17
Michael Bournival	L	5	0	0	0	0	0	0	0	0	0	5	0.0	9:21
Gabriel Dumont	C	7	0	0	0	0	4	0	0	0	0	11	0.0	10:22

GOALTENDERS

PLAYER	GP	GS	W	L	OT	GAA	SV%	SA	SV	GA	TOI
Andrei Vasilevskiy	65	64	44	17	3	2.62	.920	2075	1908	167	3,825:11
Louis Domingue	12	11	7	3	1	2.89	.914	384	351	33	686:01
Peter Budaj	8	7	3	3	1	3.77	.876	217	190	27	430:24

2017-2018 GAME-BY-GAME RESULTS

#	DATE	TEAM	W-L-OT	RECORD	GF-GA	SCORERS	W GOAL	PP	PK	SF-SA	W-L GLTDR	ATTEND.
1	10/6/2017	FLA	W	1-0-0	5-3	18,21,90P,86,18	86	1/3	4/4	25-36	88 / 1	19092+
2	10/7/2017	@ FLA	L	1-1-0	4-5	86,90P,21,9	21	1/6	3/4	30-48	1 / 88	16,871
3	10/9/2017	WSH	W*	2-1-0	4-3	17,14,86,21P	21	1/5	2/4	40-26	88 / 31	19092+
4	10/12/2017	PIT	W	3-1-0	5-4	29,77P,91P,86,29	29	2/5	4/5	44-40	88 / 31	19092+
5	10/14/2017	STL	W	4-1-0	2-1	9P,86	86	1/2	3/3	27-29	88 / 34	19092+
6	10/16/2017	@ DET	W	5-1-0	3-2	9S,86P,86	86	1/5	6/6	26-31	88 / 35	19515
7	10/17/2017	@ NJD	O**	5-1-1	4-5	9P,98P,86,91	21	1/5	2/4	37-34	35 / 31	13176
8	10/19/2017	@ CBJ	W	6-1-1	2-0	98,98	98	0/2	3/3	21-43	88 / 72	13155
9	10/21/2017	PIT	W	7-1-1	7-1	86P,91P,37,21,6,86,98P	91	3/5	3/4	32-29	88 / 31	19092+
10	10/24/2017	@ CAR	W	8-1-1	5-1	9P,98P,90,24,86	98	1/1	4/4	29-32	88 / 33	10498
11	10/26/2017	DET	W	9-1-1	3-2	86P,91,21	21	2/6	4/5	38-31	88 / 35	19092+
12	10/28/2017	ANA	L	9-2-1	1-4	14	26	0/4	0/2	32-21	36 / 31	19092+
13	10/30/2017	@ FLA	W	10-2-1	8-5	21,86,91P,18,37P,90,91,6	90	2/5	3/3	38-23	88 / 31	9493
14	11/2/2017	NYR	O*	10-2-2	1-2	37S	10	0/2	2/2	28-35	30 / 88	19092+
15	11/4/2017	CBJ	W**	11-2-2	5-4	21,86,91P,37,91	91	1/3	4/4	36-34	88 / 72	19092+
16	11/8/2017	@ SJS	W	12-2-2	5-1	59,86,29,90,90P	86	1/4	2/2	30-33	88 / 31	17044
17	11/9/2017	@ LAK	W	13-2-2	5-2	86,17,77,91P,90	77	1/5	3/3	43-24	31 / 32	18230

	DATE	TEAM	W-L-OT	RECORD	GF-GA	SCORERS	W	GOAL	PP	PK	SF-SA	W-L	GLTDR	ATTEND.
18	11/12/2017	@ ANA	W	14 - 2 - 2	2 - 1	90P,23	23	1/2	1/1		37-29	88 / 36		15707
19	11/16/2017	DAL	W	15 - 2 - 2	6 - 1	91P,98,21S,91,59,86	98	1/4	3/3		28-28	88 / 30		19092+
20	11/18/2017	NYI	L	15 - 3 - 2	3 - 5	37,18,37	27	0/1	1/2		39-32	1 / 88		19092+
21	11/22/2017	CHI	W*	16 - 3 - 2	3 - 2	18S,14,21P	21	1/6	3/4		38-31	88 / 50		19092+
22	11/24/2017	@ WSH	L	16 - 4 - 2	1 - 3	90	25	1/3	3/3		26-38	31 / 88		18506
23	11/25/2017	@ PIT	L	16 - 5 - 2	2 - 5	18P, 89	87	1/6	2/5		35-34	35 / 31		18659
24	11/28/2017	@ BUF	W	17 - 5 - 2	2 - 0	98P,5	98	1/3	3/3		26-34	88 / 40		17569
25	11/29/2017	@ BOS	L	17 - 6 - 2	2 - 3	62,91P	20	1/2	2/2		21-36	40 / 88		17565
26	12/2/2017	SJS	W	18 - 6 - 2	5 - 2	86,9P,9,89,86	9	1/2	1/1		43-27	88 / 31		19092+
27	12/5/2017	NYI	W	19 - 6 - 2	6 - 2	21,62,37P,37,90P,14	37	2/4	1/2		34-31	88 / 1		19092+
28	12/7/2017	COL	W	20 - 6 - 2	5 - 2	91,14,90,17P,21S	90	1/5	3/3		32-30	31 / 1		19092+
29	12/9/2017	WPG	W*	21 - 6 - 2	4 - 3	37P,98,86,21	21	1/3	1/1		28-20	88 / 37		19092+
30	12/12/2017	@ STL	W	22 - 6 - 2	3 - 0	21,86,9	21	0/3	1/1		25-32	88 / 34		18290
31	12/14/2017	@ ARZ	W	23 - 6 - 2	4 - 1	90P,21,86,9	21	1/3	2/3		48-33	88 / 32		11591
32	12/16/2017	@ COL	W	24 - 6 - 2	6 - 5	86,6,77,37,6,98	98	0-2	4/6		31-37	31 / 45		16,956
33	12/19/2017	@VGK	L	24 - 7 - 2	3 - 4	91P,90P,77	27P	2/4	1/5		38-36	29 / 88		17,813
34	12/21/2017	OTT	W**	25 - 7 - 2	4 - 3	17,37,90, 21	21	1/3	3/3		38-21	88 / 41		19092+
35	12/23/2017	MIN	W	26 - 7 - 2	3 - 0	5,9,86	5	0/6	6/6		31-22	88 / 32		19092+
36	12/28/2017	MTL	W	27 - 7 - 2	3 - 1	91,21,91P	21	1/6	2/3		34-32	88 / 31		19092+
37	12/29/2017	PHI	L	27 - 8 - 2	3 - 5	91P,21,9S	23	1/3	4/6		27-38	37 / 31		19092+
38	12/31/2017	CBJ	W	28 - 8 - 2	5 - 0	9,9,86,89,91P	9	1/5	4/4		35-21	88 / 70		18,878
39	1/2/2018	@ TOR	W	29 - 8 - 2	2 - 0	13,17	13	0/3	2/2		36-29	88 / 31		19,344
40	1/4/2018	@ MTL	O**	29 - 8 - 3	1 - 2	86	41	0/2	2/2		45-38	31 / 88		21,302
41	1/6/2018	@ OTT	L	29 - 9 - 3	3 - 6	77,29,37P	61	1/5	3/3		48-33	41 / 88		16,247
42	1/7/2018	@ DET	W	30 - 9 - 3	5 - 2	5,9,37,86,37	37	0/0	4/4		24-36	70 / 34		19,515
43	1/9/2018	CAR	W	31 - 9 - 3	5 - 4	77,9,9,59,9	9	0/0	2/4		34-32	88 / 30		19092+
44	1/11/2018	CGY	L	31 - 10 - 3	1 - 5	21	13	0/3	0/1		34-24	41 / 88		19092+
45	1/18/2018	VGK	L	31 - 11 - 3	1 - 4	18	88	1/3	2/2		29-30	29 / 88		19092+
46	1/20/2018	@ MIN	L	31 - 12 - 3	2 - 5	21,21P	39	1/4	2/3		23-25	40 / 88		19007
47	1/22/2018	@ CHI	W	32 - 12 - 3	2 - 0	14S,37	14	0/2	6/6		31-40	88 / 30		21626
48	1/23/2018	@ NSH	W*	33 - 12 - 3	4 - 3	14,90,91,37	37	0/2	1/3		31-33	70 / 74		17332
49	1/25/2018	@ PHI	W	34 - 12 - 3	5 - 1	21,37,24S,90,90	37	0/1	3/4		22-37	88 / 30		19489
50	1/30/2018	@ WPG	L	34 - 13 - 3	1 - 3	63	81	0/4	3/4		24-37	34 / 70		15321
51	2/1/2018	@ CGY	W	35 - 13 - 3	7 - 4	55,17P,63,17,89,91,89	89	1/4	1/2		31-46	88 / 41		19000
52	2/3/2018	@ VAN	W	36 - 13 - 3	4 - 2	14,77,37,89P	37	1/4	3/3		28-33	88 / 25		18865
53	2/5/2018	@ EDM	L	36 - 14 - 3	2 - 6	17,37P	97	1/3	2/4		34-35	33 / 88		18347
54	2/8/2018	VAN	W	37 - 14 - 3	5 - 2	86,37P,73,91,77P	73	2/3	2/3		36-29	88 / 31		19092+
55	2/10/2018	LAK	W	38 - 14 - 3	4 - 3	91,17,13,86P	86	1/4	3/3		28-47	88 / 32		19092+
56	2/12/2018	TOR	L	38 - 15 - 3	3 - 4	17,86,37	25	0/2	1/1		34-23	31 / 88		19112
57	2/13/2018	@ BUF	L	38 - 16 - 3	3 - 5	37P,90,24	90	1/5	1/3		29-33	31 / 70		16530
58	2/15/2018	DET	W	39 - 16 - 3	4 - 1	91,86P,91P,17	86	2/4	2/3		32-39	88 / 35		19092+
59	2/17/2018	NJD	L	39 - 17 - 3	4 - 3	14,21P,91P	44	2/6	3/3		51-28	31 / 88		19092+
60	2/20/2018	@ WSH	W	40 - 17 - 3	4 - 2	21P,14,21,86	21	1/2	1/2		19-37	88 / 70		18506
61	2/22/2018	@ OTT	W	41 - 17 - 3	4 - 3	9,77,90,21	21	0/3	4/5		24-36	70 / 41		16204
62	2/24/2018	@ MTL	W**	42 - 17 - 3	4 - 3	21,86P,24P,21	21	2/5	3/4		39-32	88 / 37		21302
63	2/26/2018	TOR	W**	43 - 17 - 3	4 - 3	14,9,73,21	21	0/4	3/4		42-30	88 / 31		19092+
64	2/28/2018	BUF	O*	43 - 17 - 4	1 - 2	89	29	0/1	3/4		22-34	31 / 88		19092+
65	3/1/2018	@ DAL	W*	44 - 17 - 4	5 - 4	21,71,17,91,89	89	0/3	2/3		25-35	70 / 30		17337
66	3/3/2018	PHI	W**	45 - 17 - 4	7 - 6	91P,77,5,10,91,77,21	21	1/1	4/5		35-43	88 / 34		19092+
67	3/6/2018	FLA	W*	46 - 17 - 4	5 - 4	37,10,37,17,21	21	0/0	1/2		33-49	88 / 1		19092+
68	3/8/2018	NYR	W	47 - 17 - 4	5 - 3	13,73,71,14,9	14	0/4	3/3		45-30	88 / 30		19092+
69	3/10/2018	MTL	W**	48 - 17 - 4	3 - 2	9P,86	86	1/4	2/3		34-29	88 / 37		19092+
70	3/13/2018	OTT	L	48 - 18 - 4	4 - 7	10,10P,10P,27	68	2/4	0/2		46-33	1 / 88		19092+
71	3/17/2018	BOS	L	48 - 19 - 4	0 - 3		88	0/3	1/3		23-27	40 / 88		19092+
72	3/18/2018	EDM	W	49 - 19 - 4	3 - 1	77,86P,86	86	1/4	5/5		40-30	70 / 35		19092+
73	3/20/2018	TOR	W	50 - 19 - 4	4 - 3	77,27,86,17	17	0/1	2/3		25-30	88 / 31		19092+
74	3/22/2018	@ NYI	W	51 - 19 - 4	7 - 6	71,9,77,21S,10,98P,10P	10	2/4	2/5		36-41	88 / 41		10354
75	3/24/2018	@ NJD	L	51 - 20 - 4	1 - 2	18P	21	1/2	1/1		36-31	1 / 88		16514
76	3/26/2018	ARZ	L	51 - 21 - 4	1 - 4	86P	6	1/2	3/4		20-35	32 / 70		19092+
77	3/29/2018	@ BOS	L	51 - 22 - 4	2 - 4	10P,77	37	1/4	2/3		28-30	40 / 88		17565
78	3/30/2018	@ NYR	W	52 - 22 - 4	7 - 3	13,17,10P,13,21,21,5P	13	2/4	4/4		50-31	70 / 30		18006
79	4/1/2018	NSH	L	52 - 23 - 4	1 - 4	18	9	0/5	1/2		30-25	74 / 88		19092+
80	4/3/2018	BOS	W	53 - 23 - 4	4 - 0	21,77,14,10	21	0/4	2/2		36-33	88 / 40		19092+
81	4/6/2018	BUF	W	54 - 23 - 4	7 - 5	71,86,37,5,71,21,77	21	0/3	3/5		34-32	88 / 31		19092+
82	4/7/2018	@ CAR	O*	54 - 23 - 5	3 - 2	24,18	28	0/1	2/2		34-32	30 / 70		15402

PLAYERS

PLAYER	POS	GP	G	A	P	+/-	PIM	PP	SH	GW	OT	S	S%	TOI/G	SFT/GFO%
Nikita Kuchero	R	74	40	45	85	13	38	17	0	7	1	246	16.3	19:26	23.5
Victor Hedman	D	79	16	56	72	3	47	4	0	5	2	166	9.6	24:30	27.9
Jonathan Drouin	L	73	21	32	53	-13	16	9	0	6	1	183	11.5	17:42	43.6
Ondrej Palat	L	75	17	35	52	8	39	5	0	3	0	162	10.5	19:07	24.1
Tyler Johnson	C	66	19	26	45	-5	28	6	0	3	1	130	14.6	18:49	52
Brayden Point	C	68	18	22	40	4	14	5	0	2	0	122	14.8	17:07	44.7
Alex Killorn	L	81	19	17	36	-9	66	4	1	4	0	176	10.8	18:00	33.3
Valtteri Filppula	C	59	7	27	34	1	24	0	0	1	0	74	9.4	17:30	46.5
Vladislav Namestnikov	C	74	10	18	28	-4	31	3	0	0	0	114	8.8	14:47	43.5
Brian Boyle	C	54	13	9	22	5	48	3	0	2	0	109	11.9	13:41	53
Anton Stralman	D	73	5	17	22	1	20	1	0	0	0	130	3.8	22:54	0
Steven Stamkos	C	17	9	11	20	3	14	3	0	1	0	58	15.5	17:52	53.5
Andrej Sustr	D	80	3	11	14	-10	43	0	0	1	0	93	3.2	17:35	0
Nikita Nesterov	D	35	3	9	12	-3	20	1	0	0	0	46	6.5	16:35	20.1
Braydon Coburn	D	80	5	7	12	-1	50	0	1	0	0	102	4.9	16:44	0
Jake Dotchin	D	35	0	11	11	10	35	0	0	0	0	50	0	18:25	23.2
Cedric Paquette	C	58	4	6	10	-6	80	0	0	0	0	68	5.9	11:31	46.1
Jason Garrison	D	70	1	8	9	-8	14	0	0	0	0	96	1	18:33	0
Yanni Gourde	C	20	6	2	8	-1	8	0	1	1	1	30	20	15:22	36.8
J.T. Brown	R	64	3	3	6	-7	73	0	1	1	0	67	4.5	10:22	31.6
Luke Witkowski	D	34	0	4	4	-1	39	0	0	0	0	24	0	9:52	0
Ryan Callahan	R	18	2	2	4	-4	23	0	0	1	0	22	9.1	14:08	55.5
Gabriel Dumont	C	39	2	2	4	1	29	0	0	0	0	34	5.9	9:40	54.9
Cory Conacher	C	11	1	3	4	0	4	1	0	0	0	16	6.3	11:33	50
Slater Koekkoek	D	29	0	4	4	-4	8	0	0	0	0	27	0	12:59	0
Joel Vermin	R	18	0	3	3	2	4	0	0	0	0	12	0	10:55	66.7
Adam Erne	L	26	3	0	3	-9	11	0	0	0	0	40	7.5	11:48	0
Michael Bournival	L	19	2	1	3	-3	2	0	0	0	0	25	8	10:08	33.3
Matthew Peca	C	10	1	1	2	-3	2	0	0	0	0	9	11.1	11:26	44.4
Greg McKegg	C	15	0	1	1	2	11	0	0	0	0	8	0	9:16	48.4
Byron Froese	C	4	0	0	0	-3	0	0	0	0	0	4	0	11:49	52.8
Tanner Richard	C	3	0	0	0	-2	2	0	0	0	0	1	0	12:42	43.3
Erik Condra	R	13	0	0	0	-4	4	0	0	0	0	8	0	9:38	100

GOALTENDERS

PLAYER	GP	GS	W	L	OT	SA	GA	GAA	SV	SV%	SO	G	A	PIM	TOI
Andrei Vasilevski	50	47	23	17	7	1480	123	2.61	1357	0.917	2	0	2	2	2831:16
Ben Bishop	32	31	16	12	3	870	77	2.55	870	0.911	1	0	0	8	1812:36
Peter Budaj	7	4	3	1	0	128	13	2.80	115	0.898	0	0	0	0	278:52
Kristers Gudlevskis	1	0	0	0	0	3	0	0.00	3	1.000	0	0	0	0	11:27

2016-2017 GAME-BY-GAME RESULTS

DATE	TEAM	W-L-OT	RECORD	GF-GA	SCORERS	W GOAL	PP	PK	SF-SA	W-L GLTDR	ATTEND.
10/13/2016	DET	W	01-00-00	6-4	27P, 13, 11, 9P, 17P, 51	17	3-6	1-2	36-32	30/34	19,092+
10/15/2016	NJD	W	02-00-00	3-2	91, 17, 51	51	0-3	3-3	34-34	88/35	19,092+
10/18/2016	FLA	W**	03-00-00	4-3	17, 18, 91	21	0-3	3-3	28-31	30/34	19,092+
10/20/2016	COL	L	03-01-00	0-4		9	0-3	2-2	27-16	1/30	19,092+
10/22/2016	@OTT	W	04-01-00	4-1	90P, 91P, 17, 51	91	2-4	3-3	35-28	88/41	15,918
10/25/2016	@TOR	W	05-01-00	7-3	17, 17, 91, 77, 86, 90P, 27P	77	2-4	3-4	24-43	30/31	19,449+
10/27/2016	@MTL	L	05-02-00	1-3	17	67	0-3	2-3	31-26	31/30	21,288+
10/29/2016	@NJD	L	05-03-00	1-3	9	28	0-4	1-1	33-23	35/88	13,098
10/30/2016	@NYR	L	05-04-00	1-6	91P	40	1-4	5-5	32-37	32/30	18,006+
11/01/2016	@NYI	W	06-04-00	6-1	86P, 86P, 91, 11, 23S, 51	86	2-7	4-4	36-27	30/1	10,822
11/03/2016	BOS	O**	06-04-01	3-4	77P, 9P, 9	11	2-4	3-4	30-31	40/88	19,092+
11/05/2016	NJD	W	07-04-01	4-1	11, 77, 21P, 86	77	1-4	4-4	35-38	30/35	19,092+
11/07/2016	@FLA	L	07-05-01	1-3	18	18	0-2	2-3	35-32	1/30	11,703
11/10/2016	NYI	W	08-05-01	4-1	91P, 86, 9P, 11	86	2-6	1-1	28-32	88/41	19,092+
11/12/2016	SJS	L	08-06-01	1-3	6	57	0-2	0-1	26-20	31/30	19,092+
11/14/2016	@NYI	W	09-06-01	4-0	23, 24, 86, 90	23	0-5	4-4	31-34	88/41	12,498
11/15/2016	@DET	W	10-06-01	4-3	86, 91, 89P, 86	86	1-3	2-4	22-28	30/34	20,027

DATE	TEAM	W-L-OT	RECORD	GF-GA	SCORERS	W	GOAL	PP	PK	SF-SA	W-L GLTDR	ATTEND.
11/17/2016	@BUF	W	11-06-01	4-1	89, 17P, 86, 21P	17	2-3	4-5	38-33	30/40		17,870
11/19/2016	@PHI	W	12-06-01	3-0	9P, 18, 27	9	1-2	5-5	18-32	88/35		19,732+
11/21/2016	@NSH	L	12-07-01	1-3	9	76	0-3	3-4	25-30	35/30		17,113+
11/23/2016	PHI	W	13-07-01	4-2	77P, 17, 24, 86	24	1-7	4-4	29-31	88/35		19,092+
11/25/2016	CBJ	L	13-08-01	3-5	86, 5, 18	20	0-1	1-2	28-38	72/30		19,092+
11/27/2016	@BOS	L	13-09-01	1-4	77	42	0-2	0-1	31-30	40/30		17,565+
11/29/2016	@CBJ	L	13-10-01	1-5	51	10	0-1	1-1	27-38	72/88		10,366
12/01/2016	@STL	L	13-11-01	4-5	13, 9, 86P, 13	91	1-2	4-7	26-26	34/30		17,351
12/03/2016	WSH	W**	14-11-01	2-1	86P	11	1-3	5-6	33-35	30/70		19,092+
12/04/2016	@CAR	O*	14-11-02	0-1		34	0-5	4-4	30-30	30/30		11,521
12/08/2016	VAN	L	14-12-02	1-5	27	44	0-3	3-3	41-30	30/30		19,092+
12/10/2016	PIT	L	14-13-02	3-4	27P, 51, 27	71	1-4	2-5	23-37	30/88		19,092+
12/14/2016	@CGY	W	15-13-02	6-3	11P, 11, 55, 62, 17S, 17	62	1-5	2-4	35-22	30/31		18,164
12/16/2016	@VAN	L	15-14-02	2-4	77, 19P	53	1-2	1-2	27-24	30/88		18,685+
12/17/2016	@EDM	O**	15-14-03	2-3	27P, 9	97	1-4	4-6	33-32	33/30		18,347
12/20/2016	DET	W	16-14-03	4-1	11, 27P, 21P, 90	27	2-6	5-5	31-27	88/34		19,092+
12/22/2016	STL	W	17-14-03	5-2	11P, 15, 17, 27, 27	17	1-2	1-1	32-23	88/34		19,092+
12/23/2016	@WSH	L	17-15-03	0-4		74	0-3	2-2	23-27	70/88		18,506+
12/28/2016	MTL	W*	18-15-03	4-3	9, 77, 18P, 9	9	1-3	1-2	30-22	88/31		19,092+
12/29/2016	TOR	O*	18-15-04	2-3	11, 18	43	0-5	4-5	27-35	30/88		19,092+
12/31/2016	CAR	W	19-15-04	3-1	11P, 27P, 17	27	2-3	4-4	25-27	88/30		19,092+
1/3/2017	WPG	L	19-16-04	4-6	63, 18, 86P, 86P	27	2-7	3-4	36-34	37/88		19,092+
1/5/2017	NSH	L	19-17-04	1-6	9P	9	1-4	2-3	28-19	35/88		19,092+
1/7/2017	@PHI	L	19-18-04	2-4	86, 17	12	0-2	2-2	26-44	30/88		19,810+
1/8/2017	@PIT	L	19-19-04	2-6	27, 90P	14	1-4	2-3	30-40	29/88		18,633+
1/12/2017	BUF	W	20-19-04	4-2	18P, 18, 86, 6P	86	2-5	4-4	29-26	30/31		19,092+
1/13/2017	CBJ	L	20-20-04	1-3	27	71	0-3	3-4	32-31	70/88		19,092+
1/16/2017	@LAK	W	21-20-04	2-1	9, 11	11	0-2	3-3	29-32	30/31		18,230+
1/17/2017	@ANA	O*	21-20-05	1-2	51	67	0-3	4-5	28-21	36/30		14,763
1/19/2017	@SJS	L	21-21-05	1-2	27P	39	1-3	1-1	25-24	30/88		17,387
1/21/2017	@ARI	L	21-22-05	3-5	13,90,18P	36	1-5	2-3	48-23	41/30		12,177
1/24/2017	@CHI	W	22-22-05	5-2	11,89,9,9,86	9	0-2	3-3	36-36	88/50		21,617+
1/26/2017	@FLA	O*	22-22-06	1-2	86P	81	1-4	2-3	32-37	34/88		14,248
1/31/2017	BOS	L	22-23-06	3-4	17, 17, 21	72	0-4	2-3	21-35	40/30		19,092+
2/2/2017	OTT	L	22-24-06	2-5	9, 21	68	0-3	3-5	21-30	1/88		19,092+
2/4/2017	ANA	W**	23-24-06	3-2	27, 17P	11	1-7	5-5	37-16	30/1		19,092+
2/7/2017	LAK	W	24-24-06	5-0	27, 86, 61, 86, 55	27	0-2	2-2	21-28	30/31		19,092+
2/10/2017	@MIN	O**	24-24-07	1-2	21	9	0-2	2-3	27-38	40/88		19,178+
2/11/2017	@WPG	W	25-24-07	4-1	21, 11, 18, 77	11	0-2	3-3	30-33	30/37		15,294+
2/18/2017	@DAL	O*	25-24-08	3-4	77, 9P, 77P	14	2-2	2-2	37-28	32/88		18,210
2/19/2017	@COL	W*	26-24-08	3-2	21, 90, 27	27	0-2	4-4	40-29	30/31		17,270
2/21/2017	EDM	W	27-24-08	4-1	18, 18, 86, 90	18	0-1	1-1	27-21	30/1		19,092+
2/23/2017	CGY	L	27-25-08	2-3	90, 86P	27	1-3	3-4	25-25	1/86		19,092+
2/27/2017	OTT	W	28-25-08	5-1	21, 86P, 86P, 86P, 55	86	3-3	4-5	34-40	88/1		19,092+
3/1/2017	CAR	W*	29-25-08	4-3	77P, 9, 86, 77	77	1-4	1-2	16-31	88/31		19,092+
3/3/2017	@PIT	L	29-26-08	2-5	73, 86P	32	1-3	1-3	29-35	30/31		18,640+
3/4/2017	@BUF	W**	30-26-08	2-1	9	21	0-2	2-3	32-32	80/40		18,935
3/6/2017	NYR	O*	30-26-09	0-1		93	0-6	3-3	38-34	32/88		19,092+
3/9/2017	MIN	W	31-26-09	4-1	86P, 77, 62, 86	77	1-3	4-4	29-33	88/40		19,092+
3/11/2017	FLA	W	32-26-09	3-2	86P, 65S, 18	18	1-4	3-3	34-34	88/34		19,092+
3/13/2017	@NYR	W	33-26-09	3-2	21P, 61, 21	21	1-2	1-1	16-28	31/32		18,006+
3/14/2017	@OTT	W	34-26-09	2-1	21, 77	77	0-1	2-2	37-32	88/1		16,894
3/16/2017	TOR	L	34-27-09	0-5		46	0-5	2-3	33-21	31/88		19,092+
3/18/2017	WSH	L	34-28-09	3-5	86P, 17, 86	74	1-1	1-2	29-35	70/88		19,092+
3/21/2017	ARI	L	34-29-09	3-5	77, 86, 90	17	0-4	2-2	39-35	35/88		19,092+
3/23/2017	@BOS	W	35-29-09	6-3	21, 86P, 6, 27, 86P, 86	27	2-5	3-4	29-31	31/40		17,565+
3/24/2017	@DET	W	36-29-09	2-1	18, 86	86	0-4	5-5	32-30	88/34		20,027
3/27/2017	CHI	W	37-29-09	5-4	18P, 27, 6, 27P, 65	65	2-3	3-3	30-32	88/33		19,092+
3/30/2017	DET	W	38-29-09	5-3	23, 62, 17P, 27P, 65	27	2-2	1-2	31-34	88/34		19,092+
4/1/2017	MTL	O*	38-29-10	1-2	65	47	0-2	2-2	22-36	31/88		19,092+
4/2/2017	DAL	W	39-29-10	6-3	73, 55, 21, 18P, 73, 6	18	1-2	1-1	25-26	31/32		19,092+
4/4/2017	@BOS	L	39-30-10	0-4		19	0-1	0-1	28-38	40/88		17,565+
4/6/2017	@TOR	W	40-30-10	4-1	21P, 86, 15, 21	86	1-2	3-3	30-27	80/31		19,380+
4/7/2017	@MTL	W	41-30-10	4-2	65, 86, 17, 65	17	0-2	4-4	22-29	88/31		21,288+
4/9/2017	BUF	W	42-30-10	4-2	21, 55S, 21, 77	21	0-3	1-1	37-28	88/35		19,092+

PLAYERS

PLAYER	POS	GP	G	A	P	+/-	PIM	PP	SH	GW	OT	S	S%	TOI/G	SFT/G	FO%
Nikita Kucherov	R	77	30	36	66	9	30	9	0	4	1	209	14.4	18:12	20.9	0
Steven Stamkos	C	77	36	28	64	3	38	14	1	8	0	216	16.7	19:45	22.5	50
Victor Hedman	D	78	10	37	47	21	46	1	0	0	0	180	5.6	23:03	26.2	0
Ondrej Palat	L	62	16	24	40	10	20	1	2	4	1	117	13.7	17:55	21.5	25
Alex Killorn	C	81	14	26	40	14	44	3	0	3	1	154	9.1	16:47	20.5	38.8
Tyler Johnson	C	69	14	24	38	4	20	3	0	7	1	167	8.4	17:08	20.5	48.6
Vladislav Namestnikov	C	80	14	21	35	17	45	1	0	2	2	106	13.2	14:06	17.4	44.8
Anton Stralman	D	73	9	25	34	16	20	1	0	0	0	127	7.1	22:04	25.1	0
Valtteri Filppula	C	76	8	23	31	-6	46	1	1	2	0	101	7.9	18:15	22.3	52
Ryan Callahan	R	73	10	18	28	-5	45	2	0	1	0	156	6.4	17:14	21.5	58.3
J.T. Brown	R	78	8	14	22	16	59	0	0	0	0	140	5.7	13:21	17.8	46
Andrej Sustr	D	77	4	17	21	-2	30	0	0	1	0	65	6.2	16:50	21.4	0
Brian Boyle	C	76	13	7	20	-7	57	2	2	4	0	117	11.1	12:54	17.3	50.7
Jonathan Marchessault	C	45	7	11	18	-10	17	4	0	1	0	81	8.6	12:05	15.4	48.1
Erik Condra	R	54	6	5	11	-4	34	0	0	0	0	58	10.3	10:42	14.9	33.3
Cedric Paquette	C	56	6	5	11	-2	51	0	1	1	0	50	12	12:44	17.2	49.8
Jason Garrison	D	72	5	6	11	-4	18	0	0	1	1	99	5.1	18:27	23.7	0
Jonathan Drouin	L	21	4	6	10	1	4	0	0	1	0	25	16	14:26	18	47.4
Braydon Coburn	D	80	1	9	10	12	53	0	0	0	0	92	1.1	16:45	21.6	0
Nikita Nesterov	D	57	3	6	9	-6	41	2	0	0	0	57	5.3	14:53	18.4	0
Matthew Carle	D	64	2	7	9	4	26	0	0	1	0	54	3.7	16:46	21.8	0
Mike Blunden	R	20	3	2	5	3	34	0	0	1	0	14	21.4	8:39	12.4	0
Mike Angelidis	L	4	1	0	1	2	5	0	0	1	0	1	100	9:00	12.8	32.3
Joel Vermin	R	6	0	1	1	1	0	0	0	0	0	1	0	9:08	11.8	100
Yanni Gourde	C	2	0	1	1	1	2	0	0	0	0	0	0	7:19	10.5	0
Slater Koekoek	D	9	0	1	1	-1	2	0	0	0	0	11	0	10:18	15.6	0
Luke Witkowski	D	4	0	0	0	0	4	0	0	0	0	1	0	7:07	10	0
Matt Taormina	D	3	0	0	0	0	0	0	0	0	0	2	0	13:55	20.3	0
Tye McGinn	L	2	0	0	0	0	0	0	0	0	0	1	0	8:32	12	0

GOALTENDERS

PLAYER	GP	GS	W	L	OT	SA	GA	GAA	SV	SV%	SO	G	A	PIM	TOI
Ben Bishop	61	60	35	21	4	1672	123	2.06	1549	0.926	6	0	1	4	3,584:38
Andrei Vasilevskiy	24	21	11	10	0	646	58	2.76	588	0.91	1	0	0	0	1258:38
Kristers Gudlevskis	1	1	0	0	1	32	1	1	31	0.969	0	0	0	0	59:57

2015-2016 GAME-BY-GAME RESULTS

DATE	TEAM	W-L-OT	RECORD	GF-GA	SCORERS	W GOAL	PP	PK	SF-SA	W-L GLTDR.	ATTEND.
10/8/2015	PHI	W*	01-00-00	3-2	5,24P,5	5	1/3	2/3	32-25	30 / 35	19092+
10/10/2015	@ BUF	W	02-00-00	4-1	22,86,91,23	86	0-3	2/2	31-25	30 / 31	17739
10/12/2015	@ BOS	W	03-00-00	6-3	11,18P,11,91P,27,51	91	2/4	1/4	23-30	30 / 40	17565+
10/13/2015	@ DET	L	03-01-00	1-3	24	40	0-3	2/3	21-24	35 / 30	20027
10/15/2015	DAL	L	03-02-00	3-5	19,90,91	4	0-2	1/3	33-22	32 / 30	19092+
10/17/2015	BUF	W	04-02-00	2-1	90,17P	17	1/4	3/3	22-32	30 / 31	19092+
10/20/2015	@ NSH	O**	04-02-01	4-5	91P,86,24,22	9	1/2	3/3	29-33	35 / 30	17113+
10/23/2015	@ WPG	W*	05-02-01	4-3	55,13,90,18	18	0-2	1/1	31-36	30 / 31	15294+
10/24/2015	@ CHI	O*	05-02-02	0-1		19	0-4	3/3	21-32	50 / 50	21822+
10/27/2015	@ STL	L	05-03-02	0-2		93	0-1	3/3	26-24	34 / 30	19184+
10/29/2015	COL	L	05-04-02	1-2	17P	29	1/4	6/6	35-26	1 / 30	19092+
10/31/2015	BOS	L	05-05-02	1-3	86P	14	1/5	2/3	22-34	50 / 30	19092+
11/1/2015	@ CAR	W	06-05-02	4-3	24,91P,23,9	9	1/4	1/2	31-35	88 / 30	9081
11/3/2015	@ DET	L	06-06-02	1-2	86P	71	1/4	3/3	30-29	35 / 30	20027
11/5/2015	@ BUF	W	07-06-02	4-1	91,9,86,77	9	0-3	2/2	22-31	88 / 35	18161
11/7/2015	@ MIN	L	07-07-02	0-1		46	0-2	3/3	31-25	40 / 30	19066+
11/10/2015	BUF	L	07-08-02	1-4	91P	46	1/5	2/3	31-27	31 / 88	19092+
11/12/2015	CGY	W	08-08-02	3-1	11,91P,9	91	1/2	3/4	29-31	30 / 31	19092+
11/14/2015	FLA	O**	08-08-03	4-5	13,90,6,90	73	0-2	3/4	28-23	1 / 30	19092+
11/16/2015	@ FLA	L	08-09-03	0-1		5	0-3	3/3	39-20	1 / 88	12067
11/19/2015	NYR	W	09-09-03	2-1	17,51S	51	0-2	2/2	28-21	30 / 30	19092+
11/21/2015	ANA	W	10-09-03	5-1	86,91,91P,11,42P	86	2/4	1/1	24-30	30 / 31	19092+
11/25/2015	LAK	W**	11-09-03	2-1	9	51	0-3	0-0	30-38	30 / 32	19092+

DATE	TEAM	W-L-OT	RECORD	GF-GA	SCORERS	W GOAL	PP	PK	SF-SA	W-L GLTDR.	ATTEND.
11/27/2015	@ WSH	L	11-10-03	2-4	11,77	90	0-2	1/4	34-37	70 / 88	18506+
11/28/2015	NYI	L	11-11-03	2-3	17,6	91	0-4	1/3	31-22	1 / 30	19092+
12/2/2015	@ ANA	W	12-11-03	2-1	27,42P	42	1/4	4/4	22-33	30 / 36	14741
12/5/2015	@ SJS	W	13-11-03	4-3	86,22,86P,11	11	1/4	5/8	20-34	30 / 32	16089
12/6/2015	@ LAK	L	13-12-03	1-3	11	3	0-6	3/3	25-28	32 / 88	18230+
12/10/2015	OTT	W	14-12-03	4-1	86P,51,86,23	51	1/3	3/3	30-31	30 / 41	19092+
12/12/2015	WSH	L	14-13-03	1-2	86P	92	1/4	2/2	36-20	70 / 30	19092+
12/14/2015	@ CBJ	W	15-13-03	2-1	42,11S	11	0-2	2/2	29-26	30 / 70	12494
12/15/2015	@ TOR	W*	16-13-03	5-4	86,6,46,42,90	90	0-3	2/3	27-37	88 / 45	18989
12/18/2015	@ WSH	L	16-14-03	3-5	17,62,91	90	0-3	1/4	19-23	31 / 30	18506+
12/20/2015	OTT	W	17-14-03	5-2	89P,91P,10,17,91	10	2/3	5/5	35-25	30 / 30	19092+
12/22/2015	VAN	L	17-15-03	1-2	42P	22	1/10	1/1	27-19	25 / 30	19092+
12/26/2015	CBJ	W	18-15-03	5-2	46,91P,91P,89P,5	91	3/8	3/3	25-32	30 / 70	19092+
12/28/2015	MTL	O**	18-15-04	3-4	86P,5,24	67	1/3	1/1	39-34	39 / 30	19092+
12/30/2015	NYR	L	18-16-04	2-5	42P,6P	28	2/5	3/3	22-26	30 / 30	19092+
1/2/2016	MIN	W**	19-16-04	3-2	51,86	24	0-1	4/4	30-32	88 / 40	19092+
1/5/2016	@ CGY	L	19-17-04	1-3	91	19	0-0	1/1	31-24	31 / 30	18966
1/8/2016	@ EDM	W	20-17-04	3-2	86,77,91	91	0-3	2/3	26-26	30 / 33	16839+
1/9/2016	@ VAN	W*	21-17-04	3-2	17,51,86	86	0-4	1/2	35-23	88 / 25	18335
1/12/2016	@ COL	W	22-17-04	4-1	18,91,91,9	18	0-4	2/2	38-21	30 / 1	14227
1/15/2016	PIT	W*	23-17-04	5-4	90,51P,90P,6,90	90	2/5	3/4	25-40	88 / 29	19092+
1/17/2016	FLA	W	24-17-04	3-1	86,62,86	62	0-2	5/5	32-27	30 / 1	19092+
1/19/2016	EDM	W	25-17-04	6-4	89,86,18,90,11S,17	11	0-2	4/4	31-26	88 / 39	19092+
1/21/2016	CHI	W	26-17-04	2-1	6,86P	86	1/4	3/3	33-18	30 / 50	19092+
1/23/2016	@ FLA	L	26-18-04	2-5	77P,23	18	1/5	3/4	40-35	1 / 30	19626+
1/27/2016	TOR	W	27-18-04	1-1	91P	91	1/6	3/3	29-30	88 / 45	19092+
2/3/2016	DET	W	28-18-04	3-1	23,9P,86P	9	2/3	2/2	23-25	30 / 34	19092+
2/5/2016	PIT	W	29-18-04	6-3	6,17,18S,9P,18,6	9	1/2	3/3	29-30	30 / 29	19092+
2/8/2016	@ OTT	L	29-19-04	1-5	23	10	0-3	5/6	32-29	41 / 88	17078
2/9/2016	@ MTL	L	29-20-04	2-4	51,77	21	0-3	2/2	39-27	40 / 30	21288+
2/12/2016	NSH	W*	30-20-04	4-3	23,86,91P,9	9	1/3	2/2	28-30	30 / 35	19092+
2/14/2016	STL	L	30-21-04	1-2	86	21	0-3	3/3	38-21	1 / 30	19092+
2/16/2016	SJS	L	30-22-04	2-4	24,13	83	0-2	3/3	30-31	31 / 30	19092+
2/18/2016	WPG	W**	31-22-04	6-5	77,81,91,17,86	91	0-5	2/4	26-41	88 / 31	19092+
2/20/2016	@ PIT	W	32-22-04	4-2	6,91,25,9	25	0-5	4/4	20-39	30 / 37	18643+
2/21/2016	@ CAR	W	33-22-04	4-2	23,24,91P,24	91	1/4	2/2	18-31	30 / 30	10422
2/23/2016	ARI	W	34-22-04	2-1	91,13S	13	0-2	2/2	36-30	88 / 35	19092+
2/26/2016	@ NJD	W	35-22-04	4-1	17,18,91,25	17	0-6	1/1	36-21	30 / 35	15968
2/28/2016	@ BOS	W	36-22-04	4-1	17P,24,24P,91	24	2/3	6/6	30-33	30 / 40	17565+
2/29/2016	@ TOR	W	37-22-04	2-1	9,9	9	0-1	2/2	28-32	88 / 31	18933+
3/3/2016	@ OTT	W	38-22-04	4-1	13,18,86,91	18	0-1	4/4	29-34	30 / 30	17943
3/5/2016	CAR	W*	39-22-04	4-3	18,18,9,17	17	0-4	2/3	30-27	30 / 31	19092+
3/7/2016	@ PHI	L	39-23-04	2-4	18,90	10	0-2	4/5	18-40	35 / 88	17906
3/8/2016	BOS	O*	39-23-05	0-1		63	0-4	0-0	42-33	50 / 30	19092+
3/11/2016	PHI	L	39-24-05	1-3	11	24	0-1	1/3	19-22	35 / 30	19092+
3/13/2016	@ CBJ	W	40-24-05	4-1	91,90,91S,18S	91	0-3	5/5	37-37	30 / 72	14701
3/15/2016	@ TOR	L	40-25-05	1-4	11	26	0-3	3/3	27-24	45 / 88	18874+
3/17/2016	@ DAL	L	40-26-05	3-4	86,91P,91	14	1/1	1/1	20-33	32 / 30	18532+
3/19/2016	@ ARI	W	41-26-05	2-1	18,86	18	0-4	6/6	36-32	30 / 35	14183
3/22/2016	DET	W	42-26-05	6-2	22,90,91,86P,18,22	91	1/4	0-1	34-25	30 / 35	19092+
3/25/2016	NYI	W	43-26-05	7-4	86,90,91,62,9,5,77	9	0-3	3/3	42-31	30 / 1	19092+
3/26/2016	FLA	L	43-27-05	2-5	9P,91P	24	2/5	3/4	35-27	1 / 88	19092+
3/28/2016	TOR	W	44-27-05	3-1	46,18,77	46	0-3	7/7	18-34	30 / 31	19092+
3/31/2016	MTL	L	44-28-05	0-3		51	0-3	1/1	26-24	39 / 30	19092+
4/2/2016	NJD	W	45-28-05	3-1	77,11P,86	11	1/7	5/6	36-26	30 / 35	19092+
4/4/2016	@ NYI	L	45-29-05	2-5	17,77	29	0-4	1/2	34-36	1 / 30	13106
4/5/2016	@ NYR	L	45-30-05	2-3	62,11P	20	1/6	5/6	41-28	30 / 88	18006+
4/7/2016	@ NJD	W	46-30-05	4-2	22,13,27,51	27	0-2	1/1	22-22	30 / 1	15536
4/9/2016	@ MTL	L	46-31-05	2-5	18,27	67	0-3	5/6	23-29	39 / 88	21288+

2014-2015 STATS

2014-2015 INDIVIDUAL SCORING
(50-24-8, 108 pts., 2nd Atlantic)

PLAYERS															
POS	#	PLAYER	GP	G	A	P	+/-	PIM	PP	SH	GW	OT	S	S%	TOI/G
C	91	Steven Stamkos	82	43	29	72	2	49	13	0	6	0	268	16.00	19:22
C	9	Tyler Johnson	77	29	43	72	33	24	8	0	6	2	203	14.30	17:14
R	86	Nikita Kucherov	82	29	36	65	38	37	2	0	2	0	191	15.20	14:57
L	18	Ondrej Palat	75	16	47	63	31	24	3	1	5	1	139	11.50	17:25
R	24	Ryan Callahan	77	24	30	54	9	41	10	0	4	0	191	12.60	17:44
C	51	Valtteri Filppula	82	12	36	48	-14	24	2	0	0	0	91	13.20	19:01
D	6	Anton Stralman	82	9	30	39	22	26	2	0	0	0	138	6.50	21:56
C	17	Alex Killorn	71	15	23	38	8	36	1	1	5	0	130	11.50	16:55
D	77	Victor Hedman	59	10	28	38	12	40	3	0	2	1	115	8.70	22:41
L	27	Jonathan Drouin	70	4	28	32	3	34	3	0	0	0	76	5.30	13:14
D	5	Jason Garrison	70	4	26	30	27	19	1	0	3	0	111	3.60	20:00
C	11	Brian Boyle	82	15	9	24	3	54	0	3	5	0	140	10.70	12:59
C	13	Cedric Paquette	64	12	7	19	4	51	0	2	3	0	91	13.20	13:36
D	25	Matthew Carle	59	4	14	18	12	26	1	0	0	0	73	5.50	20:29
C	90	Vladislav Namestnikov	43	9	7	16	1	13	1	0	3	0	46	19.60	11:59
D	62	Andrej Sustr	72	0	13	13	10	34	0	0	0	0	55	0.00	17:42
R	23	J.T. Brown	52	3	6	9	-2	30	0	0	0	0	74	4.10	10:36
L	10	Brenden Morrow	70	3	5	8	-1	64	0	0	0	0	28	10.70	9:19
D	8	Mark Barberio	52	1	6	7	-4	16	0	0	0	0	53	1.90	16:46
D	89	Nikita Nesterov	27	2	5	7	6	16	1	0	0	0	44	4.50	16:03
D	55	Braydon Coburn	4	0	2	2	3	9	0	0	0	0	1	0.00	17:01
C	42	Jonathan Marchessault	2	1	0	1	1	0	0	0	0	0	3	33.30	11:56
R	46	Mike Blunden	2	0	0	0	-1	2	0	0	0	0	0	0.00	9:47
L	15	Mike Angelidis	3	0	0	0	0	12	0	0	0	0	0	0.00	7:20
D	53	Luke Witkowski	16	0	0	0	0	15	0	0	0	0	10	0.00	15:11
D	29	Slater Koekkoek	3	0	0	0	0	2	0	0	0	0	6	0.00	16:35

GOALTENDERS															
#	PLAYER	GP	TOI	GAA	W	L	OTL	SA	GA	SV	SV%	SO	G	A	PIM
30	Ben Bishop	62	3,519	2.32	40	13	5	1620	136	1484	.916	4	0	4	4
88	Andrei Vasilevskiy	16	864	2.36	7	5	1	415	34	381	.918	1	0	0	0

TRADED PLAYERS															
POS	#	PLAYER	GP	G	A	P	+/-	PIM	PP	SH	GW	OT	S	S%	TOI/G
D	2	Eric Brewer	17	0	4	4	5	18	13	0	0	0	14	0.00	17:50
R	14	Brett Connolly	50	12	3	15	4	38	2	0	2	0	74	16.20	11:55
D	7	Radko Gudas	31	2	3	5	-5	34	0	0	1	0	63	3.20	17:00

TRADED GOALTENDERS															
#	PLAYER	GP	TOI	GAA	W	L	OTL	SA	GA	SV	SV%	SO	G	A	PIM
20	Evgeni Nabokov	11	553	3.15	3	6	2	245	29	216	.882	0	0	0	0

2014-2015 GAME-BY-GAME RESULTS

#	DATE	TEAM	W-L-OT	RECORD	GF-GA	SCORERS	GWG	PP	PK	SF-SA	W-L GLTDR	ATTEND.
1	10/09/2014	FLA	W*	01-00-00	3-2	9p,24p,77p	77	3-7	2-2-2	32-21	30 / 1	19204+
2	10/11/2014	OTT	O**	01-00-01	2-3	77p,14	93	1-3	3-3-3	40-34	40 / 30	19204+
3	10/13/2014	MTL	W	02-00-01	7-1	77,91p,91,91p,24,18,90	91	2-5	4-4-4	41-17	30 / 31	17622
4	10/14/2014	NJD	L	02-01-01	1-2	17	23	0-4	3-4-4	27-25	35 / 20	18064
5	10/18/2014	@ VAN	W	03-01-01	4-2	91,91,24p,17	24	1-5	5-6-6	24-32	30 / 31	18647+
6	10/20/2014	@ EDM	L	03-02-01	2-3	11,14	93	0-2	2-2-2	24-23	30 / 30	16839+
7	10/21/2014	@ CGY	W*	04-02-01	2-1	51,18	18	0-0	1-2-2	22-22	20 / 31	19289+
8	10/24/2014	@ WPG	W	05-02-01	4-2	91,27,90p,18	90	1-4	4-5-5	27-42	30 / 31	15016+
9	10/25/2014	@ MIN	L	05-03-01	2-7	6,86	56	0-4	1-1-1	19-22	35 / 20	18884+
10	10/28/2014	ARI	W	06-03-01	7-3	86,51,86,11,86,11,25p	11	1-3	0-0-0	35-25	30 / 41	17511
11	10/30/2014	PHI	W	07-03-01	4-3	90,91p,91,5p	5	2-5	2-2-2	32-27	30 / 29	18642
12	11/01/2014	WSH	W	08-03-01	4-3	24,18,86,5	5	0-2	1-2-2	28-38	30 / 70	19119
13	11/06/2014	CGY	W	09-03-01	5-2	13,13,11s,9,51	11	0-1	3-4-4	33-31	30 / 1	18276
14	11/08/2014	@ CBJ	W	10-03-01	7-4	23,13,6p,11,24,9p,9	24	2-3	2-5-5	38-32	20 / 30	14892
15	11/09/2014	@ DET	W**	11-03-01	4-3	91p,91,9	24	1-5	2-4-4	30-20	30 / 35	20027
16	11/11/2014	@ CHI	O**	11-03-02	2-3	13s,86	88	0-3	6-6-6	27-39	50 / 30	21345+
17	11/13/2014	SJS	L	11-04-02	1-2	91	81	0-4	3-3-3	33-39	31 / 30	19004

	DATE	TEAM	W-L-OT	RECORD	GF-GA	SCORERS	GWG	PP	PK	SF-SA	W-L GLTDR	ATTEND.
18	11/15/2014	NYI	W	12-04-02	5-2	24,51p,13,9,7	13	1-3	4-4-4	28-27	30 / 30	19204+
19	11/17/2014	@ NYR	W	13-04-02	5-1	86,24p,91,17,24	24	1-3	2-3-3	30-16	30 / 30	18006+
20	11/18/2014	@ NYI	L	13-05-02	2-5	17,18	18	0-3	5-6-6	28-36	41 / 20	12908
21	11/20/2014	@ TOR	L	13-06-02	2-5	17s,91	21	0-3	2-3-3	28-21	45 / 30	19089+
22	11/22/2014	MIN	W	14-06-02	2-1	91p,17	17	1-2	3-3-3	28-31	30 / 35	19204+
23	11/26/2014	NYR	W	15-06-02	4-3	91p,24p,24,86	86	2-4	2-3-3	29-19	30 / 30	19204+
24	11/29/2014	OTT	W	16-06-02	4-1	24,17,10,86p	17	1-4	1-2-2	32-27	30 / 40	19204+
25	12/01/2014	@ NYR	W	17-06-02	6-3	9,14,25,14p,9,18s	14	1-5	3-4-4	21-35	30 / 30	18006+
26	12/02/2014	@ BUF	O**	17-06-03	1-2	18	19	0-2	2-2-2	27-22	1 / 20	17772
27	12/04/2014	BUF	W	18-06-03	5-0	7,91,10,5,14p	7	1-6	3-3-3	35-13	30 / 1	17767
28	12/06/2014	CBJ	L	18-07-03	1-3	18	58	0-2	3-4-4	34-20	72 / 30	17467
29	12/09/2014	WSH	L	18-08-03	3-5	11,91,51	20	0-3	1-2-2	36-35	70 / 30	17109
30	12/11/2014	CAR	W	19-08-03	2-1	86p,86	86	1-2	4-4-4	27-30	20 / 30	18104
31	12/13/2014	@ WSH	L	19-09-03	2-4	9,25	19	0-4	4-4-4	28-28	70 / 30	18506+
32	12/15/2014	@ PIT	L	19-10-03	2-4	27p,86	23	1-3	3-4-4	30-26	29 / 20	18487+
33	12/16/2014	@ PHI	W	20-10-03	3-1	91,9,51	9	0-4	2-3-3	23-24	88 / 35	19576+
34	12/19/2014	@ NJD	O**	20-10-04	2-3	91,86	26	0-5	2-3-3	28-18	1 / 20	14916
35	12/20/2014	@ NYI	L	20-11-04	1-3	14	27	0-2	3-3-3	21-48	41 / 88	16170+
36	12/23/2014	PIT	W	21-11-04	4-3	9,9,86,9	9	0-4	2-2-2	27-29	88 / 37	19204+
37	12/27/2014	CAR	W	22-11-04	2-1	86,17	17	0-6	3-3-3	38-26	30 / 30	19204+
38	12/29/2014	TOR	W	23-11-04	3-2	24p,51,91	91	1-4	2-2-2	41-23	30 / 34	19204+
39	12/31/2014	@ BUF	W	24-11-04	5-1	25,18p,14,86,86	18	1-3	1-2-2	25-11	88 / 1	19070+
40	01/02/2015	@ PIT	L	24-12-04	3-6	11,77,17	10	0-3	1-2-2	35-29	1 / 20	18655+
41	01/04/2015	@ OTT	W	25-12-04	4-2	77,9p,91,9	91	1-9	3-3-3	30-22	30 / 40	16949
42	01/06/2015	@ MTL	W	26-12-04	4-2	23,9p,14,9p	14	2-6	3-3-3	36-22	30 / 31	21286+
43	01/09/2015	BUF	W	27-12-04	2-1	51,91	91	0-4	3-3-3	47-21	30 / 34	19204+
44	01/12/2015	@ PHI	L	27-13-04	3-7	91p,11,24p	78	2-3	1-4-4	24-25	72 / 20	19598+
45	01/13/2015	@ BOS	L	27-14-04	3-4	91,91,24	88	0-5	3-3-3	19-34	40 / 30	17565+
46	01/15/2015	EDM	W	28-14-04	3-2	91,18,18	18	0-1	3-4-4	19-32	30 / 30	18609
47	01/17/2015	COL	W**	29-14-04	3-2	24p,6	24	1-1	3-3-3	31-42	30 / 1	19204+
48	01/20/2015	VAN	W	30-14-04	4-1	51,17,11,17	17	0-5	7-7-7	26-28	30 / 30	18517
49	01/27/2015	@ CAR	L	30-15-04	2-4	13,11s	27	0-3	2-3-3	30-22	31 / 30	12508
50	01/29/2015	DET	W	31-15-04	5-1	13,13,91p,13s,8	13	1-2	2-2-2	32-28	30 / 34	19204+
51	01/31/2015	CBJ	W	32-15-04	3-1	14,13,51	13	0-4	3-3-3	34-35	30 / 30	18477
52	02/03/2015	@ STL	O*	32-15-05	1-2	13	17	0-3	2-2-2	31-18	1 / 30	17223
53	02/05/2015	@ DAL	W	33-15-05	5-3	91,77,9p,9,86	9	1-3	4-4-4	29-36	88 / 32	16010
54	02/07/2015	LAK	L	33-16-05	2-4	86,77	8	0-2	2-2-2	28-29	32 / 30	19204+
55	02/08/2015	ANA	W	34-16-05	5-3	11,51,86,11,24	11	0-5	4-5-5	23-28	30 / 31	19204+
56	02/10/2015	@ NSH	O*	34-16-06	2-3	14,86	18	0-2	2-2-2	32-29	35 / 88	16362
57	02/12/2015	STL	L	34-17-06	3-6	9p,14,91	42	1-3	2-3-3	29-44	1 / 30	18926
58	02/15/2015	@ SJS	W	35-17-06	5-2	91,17,18,13,24	18	0-1	2-3-3	33-35	30 / 31	17562+
59	02/16/2015	@ LAK	L	35-18-06	2-3	89,9	77	0-2	3-3-3	23-28	32 / 88	18230+
60	02/18/2015	@ ANA	W	36-18-06	4-1	6,9,86,91	9	0-3	2-2-2	32-25	30 / 36	17284+
61	02/21/2015	@ ARI	W	37-18-06	4-2	18p,24,18,91p	18	2-6	1-1-1	27-24	30 / 41	12997
62	02/22/2015	@ COL	L	37-19-06	4-5	18,9,14,86	40	0-3	1-1-1	32-18	1 / 88	17385
63	02/27/2015	CHI	W	38-19-06	4-0	11,91,24p,91	11	2-6	3-3-3	29-28	30 / 33	19204+
64	03/01/2015	@ FLA	L	38-20-06	3-4	6,91,9	5	0-2	4-5-5	23-26	35 / 30	10336
65	03/03/2015	BUF	W	39-20-06	3-0	91,24p,77p	91	2-2	2-2-2	35-28	88 / 35	18922
66	03/05/2015	TOR	W	40-20-06	4-2	86,24,90,17p	90	1-3	3-3-3	31-27	30 / 45	19204+
67	03/07/2015	DAL	W	41-20-06	5-4	6p,86,17,77,11s	11	1-4	0-2-2	28-35	88 / 1	19204+
68	03/10/2015	@ MTL	W*	42-00-06	1-0	9	9	0-4	1-1-1	36-19	30 / 31	21286+
69	03/12/2015	@ BOS	O**	42-20-07	2-3	91,90	37	0-2	4-4-4	37-30	40 / 30	17565+
70	03/14/2015	WPG	L	42-21-07	1-2	86	26	0-2	3-4-4	16-29	31 / 88	19204+
71	03/16/2015	MTL	W	43-21-07	4-2	51p,91,77,91p	77	2-4	3-4-4	34-34	30 / 31	19204+
72	03/20/2015	DET	W	44-21-07	3-1	6,17,91	17	0-3	2-3-3	32-31	30 / 35	19204+
73	03/22/2015	BOS	W	45-21-07	5-3	90,23,6,5,18p	5	1-1	1-2-2	19-28	30 / 40	19204+
74	03/24/2015	FLA	W	46-21-07	4-3	10,9,86,24	24	0-0	2-2-2	25-36	88 / 1	18729
75	03/26/2015	NSH	L	46-22-07	2-3	90,11	10	0-5	5-5-5	30-19	35 / 30	19204+
76	03/28/2015	@ DET	L	46-23-07	0-4		18	0-6	4-4-4	23-23	34 / 30	20027
77	03/30/2015	@ MTL	W	47-23-07	5-3	90,27p,86,90,6	90	1-5	2-3-3	44-28	30 / 31	21286+
78	03/31/2015	@ TOR	L	47-24-07	1-3	24p	20	1-3	2-3-3	41-28	34 / 88	18857+
79	04/02/2015	@ OTT	O*	47-24-08	1-2	27p	46	1-4	5-5-5	29-34	30 / 30	18097
80	04/04/2015	@ FLA	W	48-24-08	4-0	91p,91,24,9	91	1-1	4-4-4	22-34	30 / 1	11072
81	04/09/2015	NJD	W*	49-24-08	4-3	9,89p,91,9p	9	3-8	2-3-3	31-24	30 / 1	19204+
82	04/11/2015	BOS	W**	50-24-08	3-2	42,89	77	0-1	3-3-3	25-38	30 / 40	19204+

PLAYERS

POS	#	PLAYER	GP	G	A	P	+/-	PIM	PP	SH	GW	OT	S	S%	TOI/G
L	18	Ondrej Palat	81	23	36	59	32	20	3	2	3	0	165	13.9	18:02
C	51	Valtteri Filppula	75	25	33	58	5	20	6	0	2	0	131	19.1	19:58
D	77	Victor Hedman	75	13	42	55	5	53	3	0	2	0	170	7.6	22:26
C	9	Tyler Johnson	82	24	26	50	23	26	5	5	4	0	181	13.3	18:47
R	16	Teddy Purcell	81	12	30	42	-3	14	3	0	4	1	157	7.6	16:27
C	17	Alex Killorn	82	17	24	41	8	63	3	0	2	1	173	9.8	16:46
C	91	Steven Stamkos	37	25	15	40	9	18	9	1	5	1	124	20.2	20:14
D	25	Matt Carle	82	2	29	31	11	28	1	0	0	0	115	1.7	22:11
D	7	Radko Gudas	73	3	19	22	2	152	1	0	1	1	114	2.6	19:07
R	23	J.T. Brown	63	4	15	19	-9	6	0	0	0	0	113	3.5	13:02
R	86	Nikita Kucherov	52	9	9	18	3	14	3	0	3	0	102	8.8	13:06
D	6	Sami Salo	71	4	13	17	11	18	0	0	0	0	81	4.9	18:11
D	2	Eric Brewer	77	4	13	17	10	59	0	0	2	0	83	4.8	17:33
C	44	Nate Thompson	81	9	7	16	3	27	0	2	1	1	105	8.6	12:51
L	12	Ryan Malone	57	5	10	15	-7	67	0	0	0	0	95	5.3	11:46
R	71	Richard Panik	50	3	10	13	-9	21	0	0	1	0	56	5.4	12:41
R	24	Ryan Callahan	20	6	5	11	4	8	3	0	1	0	54	11.1	20:13
D	8	Mark Barberio	49	5	5	10	10	28	1	0	0	0	54	9.3	14:34
R	19	B.J. Crombeen	55	3	7	10	-2	79	0	0	1	0	60	5.0	10:10
D	21	Michael Kostka	19	2	6	8	7	0	0	0	0	0	31	6.5	15:53
D	62	Andrej Sustr	43	1	7	8	3	16	0	0	0	0	39	2.6	15:47
C	11	Tom Pyatt	27	3	4	7	-2	4	0	0	1	0	27	11.1	11:27
D	22	Jean-Philippe Cote	19	0	4	4	0	22	0	0	0	0	12	0	10:00
R	14	Brett Connolly	11	1	0	1	-5	4	0	0	1	0	12	8.3	12:01
D	3	Keith Aulie	15	0	1	1	-3	9	0	0	0	0	6	0	9:49
C	54	Cedric Paquette	2	0	1	1	1	0	0	0	0	0	1	0	14:32
D	24	Dmitry Korobov	3	0	1	1	0	2	0	0	0	0	0	0	10:41
D	55	Matt Taormina	7	0	0	0	0	0	0	0	0	0	6	0	13:23
C	42	Dana Tyrell	7	0	0	0	0	4	0	0	0	0	4	0	9:14
L	76	Pierre-Cedric Labrie	13	0	0	0	-4	20	0	0	0	0	2	0	6:52
R	28	Cody Knyk	1	0	0	0	0	0	0	0	0	0	2	0	10:12
C	65	Vladislav Namestnikov	4	0	0	0	-1	4	0	0	0	0	4	0	9:29

GOALTENDERS

#	PLAYER	GP	TOI	GAA	W	L	OTL	SA	GA	SV	SV%	SO	G	A	PIM
30	Ben Bishop	63	3,586	2.23	37	14	7	1758	133	1625	0.924	5	0	2	4
39	Anders Lindback	23	1,302	2.90	8	12	2	580	63	517	0.891	1	0	0	2
40	Kristers Gudleviskis	1	60	2.00	1	0	0	38	2	36	0.947	0	0	0	0
31	Cedric Desjardins	1	18	6.67	0	1	0	13	2	11	0.846	0	0	0	2

TRADED PLAYERS

POS	#	PLAYER	GP	G	A	P	+/-	PIM	PP	SH	GW	OT	S	S%	TOI/G
R	26	Martin St. Louis	62	29	32	61	12	6	9	0	5	1	167	17.4	21:41
C	42	Dana Tyrell	7	0	0	0	0	4	0	0	0	0	4	0	9:14
C	55	Matt Taormina	7	0	0	0	0	0	0	0	0	0	6	0	13:23

2013-2014 GAME-BY-GAME RESULTS

#	DATE	TEAM	W-L-OT	RECORD	GF-GA	SCORERS	GWG	PP	PK	SF-SA	W-L GLTDR	ATTEND.
1	10/3/2013	@ BOS	L	0-1-0	1-3	51	17	0-5	3-3	33-25	40-39	17,565+
2	10/05/2013	@ CHI	W**	1-1-0	3-2	26,16p	51	1-1	4-5	19-39	30-50	21,563+
3	10/08/2013	@ BUF	W*	2-1-0	3-2	9,16p,17	17	1-3	2-4	34-23	30-1	18,243
4	10/10/2013	FLA	W	3-1-0	7-2	26,91s,91,18,51p,51,91p	91	2-5	4-5	28-21	30-25	19,204+
5	10/12/2013	PIT	L	3-2-0	4-5	51,91,16p,17p	2	2-5	2-5	18-26	29-39	18,939
6	10/15/2013	LAK	W	4-2-0	5-1	12,16,26,26,18	16	0-3	5-5	25-31	30-32	16,310
7	10/17/2013	MIN	W	5-2-0	3-1	9p,91,6	91	1-7	2-2	30-26	30-37	16,454
8	10/19/2013	BOS	L	5-3-0	0-5		46	0-4	4-4	23-22	40-30	18,512
9	10/24/2013	CHI	W*	6-3-0	6-5	25p,44s,91,77,91p,26	26	2-4	5-6	25-43	30-39	18,820
10	10/26/2013	BUF	W	7-3-0	3-2	9p,26,18	18	1-6	3-3	39-22	30-30	18,088
11	10/27/2013	@ FLA	W**	8-3-0	4-3	26,91,7p	91	1-3	4-4	28-32	39-25	12,336
12	10/29/2013	@ NJD	L	8-4-0	1-2	91p	68	1-4	2-2	17-22	30-30	13,501
13	11/01/2013	@ CAR	W	9-4-0	3-0	77,91,17	77	0-3	4-4	32-31	30-35	14,828
14	11/02/2013	STL	W	10-4-0	4-2	17,91,14,51	14	0-3	3-3	25-30	30-41	18,885
15	11/07/2013	EDM	W	11-4-0	4-2	91,91,9,51	9	0-2	1-2	26-40	30-40	18,695
16	11/09/2013	@ DET	W*	12-4-0	3-2	12,91,16	16	0-3	4-4	34-27	30-35	20,066+
17	11/11/2013	@ BOS	L	12-5-0	0-3		37	0-4	1-1	28-26	40-39	17,565+
18	11/12/2013	@ MTL	W**	13-5-0	2-1	12	51	0-4	3-3	45-29	30-31	21,273+

	DATE	TEAM	W-L-OT	RECORD	GF-GA	SCORERS	GWG	PP	PK	SF-SA	W-L GLTDR	ATTEND.
19	11/14/2013	ANA	W	14-5-0	5-1	51,26p,51p,17,77	26	2-2	3-3	20-25	30-1	17,763
20	11/16/2013	@ PHX	L	14-6-0	3-6	71,23,17	5	0-2	1-3	30-30	41-39	12,562
21	11/19/2013	@ LAK	L	14-7-0	2-5	51p,77	14	1-4	4-5	21-31	54-30	18,118+
22	11/21/2013	@ SJS	L	14-8-0	1-5	9	7	0-1	2-2	37-36	31-39	17,562+
23	11/22/2013	@ ANA	O*	14-8-1	0-1		15	0-6	3-3	31-42	1-30	16,648
24	11/25/2013	NYR	W	15-8-1	5-0	56,26,26,16,16	86	0-3	6-6	25-37	30-30	19,204+
25	11/27/2013	PHI	W	16-8-1	4-2	77,18s,77p,9	77	1-4	1-2	35-21	39-29	18,427
26	11/29/2013	PIT	L	16-9-1	0-3		14	0-3	2-3	21-29	29-30	19,065
27	12/03/2013	@ CBJ	L	16-10-1	0-1		71	0-2	1-1	26-21	72-30	10,223
28	12/05/2013	OTT	W	17-10-1	3-1	26,26,51	26	0-4	4-5	22-34	30-40	16,562
29	12/07/2013	WPG	O*	17-10-2	1-2	44	55	0-1	3-3	29-36	35-39	18,354
30	12/10/2013	@ WSH	O**	17-10-3	5-6	26p,56p,44,9,18	20	2-5	2-5	42-31	31-30	18,506+
31	12/12/2013	DET	W**	18-10-3	2-1	56	26	0-4	4-4	27-29	30-50	19,204+
32	12/14/2013	@ NJD	L	18-11-3	0-3		12	0-3	2-2	33-19	30-39	13,832
33	12/15/2013	@ DET	W	19-11-3	3-0	9,23,17	9	0-3	3-3	26-28	30-34	20,066+
34	12/17/2013	@ NYI	W**	20-11-3	3-2	51,51	86	0-1	1-2	36-34	30-20	13,618
35	12/19/2013	NSH	W	21-11-3	4-2	17,26p,16,71	16	1-4	4-5	33-30	39-30	17,254
36	12/21/2013	CAR	W*	22-11-3	3-2	77,26p,7	7	1-5	2-2	50-27	30-35	19,204+
37	12/22/2013	@ FLA	W	23-11-3	6-1	17,9,51p,26,23,23	9	1-4	2-3	36-29	30-30	15,942
38	12/28/2013	MTL	O**	23-11-4	1-2	26	81	0-3	3-3	24-21	31-30	19,204+
39	12/29/2013	NYR	L	23-12-4	3-4	9p,18,51	67	1-2	0-3	40-29	30-39	19,204+
40	1/1/2014	@ VAN	W	24-12-4	4-2	51,9,86p,17	86	1-3	2-2	33-30	30-31	18,910+
41	1/3/2014	@ CGY	W	25-12-4	2-0	18,86	18	0-5	5-5	29-19	30-31	19,289+
42	1/5/2014	@ EDM	L	25-13-4	3-5	86p,77,51	27	1-1	2-3	27-26	80-39	16,839+
43	1/7/2014	@ WPG	W	26-13-4	4-2	51,18,26p,26	26	1-3	3-5	33-14	39-31	15,004+
44	1/9/2014	WSH	L	26-14-4	3-4	9,19,18	16	0-1	1-3	36-20	31-39	19,204+
45	1/11/2014	@ PHI	W	27-14-4	6-3	17,16,12,51,26,12	51	0-3	3-4	25-38	39-35	19,987+
46	1/13/2014	@ CBJ	L	27-15-4	2-3	17p,77	55	1-4	4-6	28-28	72-39	14,070
47	1/14/2014	@ NYR	W	28-15-4	2-1	77p,86	86	1-2	2-2	25-34	30-30	18,006+
48	1/16/2014	NYI	O**	28-15-5	1-2	26p	51	1-3	3-4	30-30	60-30	18,333
49	1/18/2014	SJS	L	28-16-5	4-5	26p,26,26,26p	8	2-4	1-2	29-32	31-30	19,204+
50	1/19/2014	@ CAR	W	29-16-5	5-3	8p,18,86,16,8	16	1-2	4-5	24-51	30-31	16,760
51	1/23/2014	OTT	W**	30-16-5	4-3	9s,19,18	86	0-2	1-3	38-36	30-41	18,751
52	1/25/2014	COL	W	31-16-5	5-2	9,8,51,9,9	51	0-3	3-3	29-27	30-30	19,204+
53	1/28/2014	@ TOR	L	31-17-5	2-3	25,8	21	0-3	3-3	42-26	45-26	19,475+
54	1/30/2014	@ OTT	L	31-18-5	3-5	17,9s,77	7	0-2	2-2	38-28	41-39	19,757+
55	2/1/2014	@ MTL	W*	32-18-5	2-1	44s,44	44	0-3	4-4	36-29	30-31	21,273+
56	2/4/2014	@ MIN	L	32-19-5	1-2	51	15	0-2	1-2	35-26	35-30	18,454+
57	2/6/2014	TOR	L	32-20-5	1-4	18	11	0-1	1-1	34-36	45-31	19,204+
58	2/8/2014	DET	W	33-20-5	4-2	18p,11,17,18	17	1-2	3-3	28-33	30-35	19,204+
59	2/27/2014	@ NSH	L	33-21-5	2-3	26,26p	27	1-3	1-4	16-29	30-30	17,113+
60	3/1/2014	@ DAL	W	34-21-5	4-2	26,44,26,6	26	0-2	3-3	21-41	30-32	15,897
61	3/2/2014	@ COL	L	34-22-5	3-6	11,44,44	6	0-2	3-4	34-35	1-30	15,592
62	3/4/2014	@ STL	L	34-23-5	2-4	17,9p	20	1-4	2-2	17-29	39-30	18,602
63	3/6/2014	BUF	L	34-24-5	1-3	9s	82	0-3	2-2	44-21	1-39	19,204+
64	3/8/2014	BOS	O**	34-24-6	3-4	18s,8,51	18	0-1	3-3	20-32	40-30	19,204+
65	3/10/2014	PHX	O**	34-24-7	3-4	9s,18,18	17	0-4	3-3	31-20	41-30	18,167
66	3/13/2014	FLA	W	35-24-7	5-4	6,21,24,9,91p	91	1-4	1-2	28-27	30-39	18,324
67	3/15/2014	NJD	W	36-24-7	3-0	19,21,44	19	0-1	2-2	32-23	30-30	19,204+
68	3/17/2014	VAN	W	37-24-7	4-3	91p,18,51,11	11	1-4	2-3	30-28	30-31	19,204+
69	3/19/2014	@ TOR	W	38-24-7	5-3	7,91p,91,91,9p	91	2-5	3-3	30-39	30-34	19,585+
70	3/20/2014	@ OTT	W	39-24-7	5-4	16,16,51p,2,24p	24	2-6	4-5	28-31	30-40	17,136
71	3/22/2014	@ PIT	O*	39-24-8	3-4	51p,91,18	18	1-2	3-6	24-29	37-39	18,668+
72	3/24/2014	OTT	O**	39-24-9	3-4	86,77p,91p	19	2-7	3-3	38-32	40-30	18,486
73	3/27/2014	NYI	W**	40-24-9	3-2	24,24	6	0-3	3-3	31-27	30-20	18,554
74	3/29/2014	@ BUF	W*	41-24-9	4-3	17,91,24p,91p	91	2-4	3-3	33-28	30-31	19,070+
75	3/30/2014	@ DET	L	41-25-9	2-3	51,6	17	0-4	2-3	28-30	50-30	20,066+
76	4/1/2014	MTL	W	42-25-9	3-1	24p,9s,17p	9	2-9	4-4	33-26	30-31	18,808
77	4/3/2014	CGY	L	42-26-9	1-4	18	15	0-3	1-2	32-25	31-30	17,495
78	4/5/2014	DAL	L	42-27-9	2-5	91,62	91	0-4	5-5	29-28	32-30	19,204+
79	4/8/2014	TOR	W	43-27-9	3-0	18,18p,77	18	1-1	3-3	34-28	39-34	18,896
80	4/10/2014	PHI	W	44-27-9	4-2	9,71,2,91p	2	1-3	2-3	30-36	39-29	19,204+
81	4/11/2014	CBJ	W	45-27-9	3-2	18,2,2	2	1-3	2-3	22-38	37-31	18,686
82	4/13/2014	@ WSH	W**	46-27-9	1-0		25	0-1	1-1	32-18	39-70	18,518

2012-2013 INDIVIDUAL SCORING
(18-26-4, 40 pts., 4th Southeast Division)

PLAYERS																
#	PLAYER	POS	GP	G	A	P	+/-	PIM	PP	SH	GW	OT	S	S%	TOI/G	
26	Martin St. Louis	R	48	17	43	60	0	14	3	0	2	0	112	15.2	21:59	
91	Steven Stamkos	C	48	29	28	57	-4	32	10	0	2	0	157	18.5	22:01	
16	Teddy Purcell	R	48	11	25	36	-1	12	3	0	2	0	94	11.7	16:44	
4	Vincent Lecavalier	C	39	10	22	32	-5	29	5	0	0	0	86	11.6	17:52	
89	Cory Conacher	L	35	9	15	24	-3	16	1	0	2	0	53	17.0	14:21	
25	Matthew Carle	D	48	5	17	22	1	4	2	0	0	0	66	7.6	23:44	
67	Benoit Pouliot	L	34	8	12	20	8	15	0	0	1	1	60	13.3	13:14	
77	Victor Hedman	D	44	4	16	20	1	31	0	0	0	0	76	5.3	22:39	
17	Alex Killorn	C	38	7	12	19	-6	14	1	0	2	0	82	8.5	16:49	
6	Sami Salo	D	46	2	15	17	5	16	1	0	0	0	48	4.2	20:59	
11	Tom Pyatt	C	43	8	8	16	5	12	0	0	1	0	60	13.3	13:34	
44	Nate Thompson	C	45	7	8	15	-2	17	0	0	0	0	58	12.1	14:20	
2	Eric Brewer	D	48	4	8	12	3	30	1	0	1	0	56	7.1	20:30	
71	Richard Panik	R	25	5	4	9	-2	4	1	0	1	0	34	14.7	11:19	
12	Ryan Malone	L	34	6	2	8	-3	22	2	0	1	0	37	16.2	15:44	
19	B.J. Crombeen	R	44	1	7	8	4	112	0	0	0	0	50	2.0	11:04	
3	Keith Aulie	D	45	2	5	7	1	60	0	0	0	0	37	5.4	12:49	
63	Tyler Johnson	C	14	3	3	6	3	4	0	0	0	0	11	27.3	13:04	
75	Radko Gudas	D	22	2	3	5	3	38	0	0	1	0	31	6.5	16:59	
47	Marc-Andre Bergeron	D	12	1	4	5	3	4	0	0	0	0	22	4.5	12:21	
74	Ondrej Palat	L	14	2	2	4	5	0	0	0	1	0	16	12.5	11:44	
42	Dana Tyrell	C	21	1	3	4	-3	4	0	0	0	0	19	5.3	10:21	
18	Adam Hall	R	20	0	4	4	3	23	0	0	0	0	16	0	10:17	
76	Pierre-Cedric Labrie	L	19	2	1	3	2	30	0	0	0	0	16	12.5	8:33	
14	Brett Connolly	R	5	1	0	1	-3	0	1	0	0	0	10	10	10:16	
29	Brendan Mikkelson	D	4	0	1	1	1	6	0	0	0	0	0	0	9:45	
15	Brian Lee	D	22	0	0	0	-13	16	0	0	0	0	13	0	13:55	
55	Matt Taormina	D	2	0	0	0	-1	0	0	0	0	0	0	0	16:38	
8	Mark Barberio	D	2	0	0	0	-2	0	0	0	0	0	1	0	15:29	
62	Andrej Sustr	D	2	0	0	0	1	0	0	0	0	0	2	0	10:43	
7	Mathieu Roy	D	1	0	0	0	-1	0	0	0	0	0	0	0	14:07	
34	JT Wyman	R	1	0	0	0	-1	0	0	0	0	0	0	0	13:31	
59	Mike Angelidis	L	1	0	0	0	0	0	0	0	0	0	0	0	7:22	

GOALTENDERS																
#	PLAYER	GP	TOI	GAA	W	L	OTL	SA	GA	SV	SV% SO	G	A	PIM		
39	Anders Lindback	24	1,304:11	2.90	10	10	1	642	63	579	.902	0	0	1	0	
32	Mathieu Garon	18	910:04	2.90	5	9	2	427	44	383	.897	0	0	0	0	
30	Ben Bishop	9	502:26	2.99	3	4	1	302	25	277	.917	1	0	0	2	
30	Cedrick Desjardins	3	160:06	3.00	0	3	0	73	8	65	.890	0	0	1	0	

TRADED PLAYERS																
POS	#	PLAYER	GP	G	A	P	+/-	PIM	PP	SH	GW	OT	S	S%	TOI/G	
R	9	Steve Downie	55	12	16	28	-15	121	2	0	1	0	99	12.1	15:30	
D	97	Matt Gilroy	53	2	15	17	2	16	0	0	0	0	60	3.3	17:36	
C	49	Blair Jones	22	2	2	4	-3	10	0	0	0	0	21	9.5	8:26	
D	13	Pavel Kubina	52	3	8	11	1	59	0	0	1	0	56	5.4	19:54	
C	19	Dominic Moore	56	4	15	19	-10	48	0	1	1	0	74	5.4	16:16	

2012-2013 GAME-BY-GAME RESULTS																
#	OPPONENT	RESULT	RECORD	SCORERS	W GOAL	PP	PK	SF - SA	W - L GLTNR	ATTEND.						
1	1/19 vs. WSH	W, 6-3	1-0-0	Brewer, Lecavalier St. Louis (p), St. Louis(p), Conacher, Brewer	St. Louis	3-7	3-4	34-30	Lindback-Holtby	19,204+						
2	1/21 @ NYI	L, 4-3	1-1-0	St. Louis, Pouliot, Stamkos	Ullstrom	0-3	6-7	26-44	Nabokov-Lindback	15,322						
3	1/22 @ CAR	W, 4-1	2-1-0	Pyatt, Conacher, Aulie, Malone (p)	Conacher	1-6	4-5	26-36	Garon-Ward	18,680+						
4	1/25 vs. OTT	W, 6-4	3-1-0	Carle (p), Stamkos, Hedman, Malone, Malone Pyatt	Malone	1-4	3-4	31-36	Lindback-Bishop	19,204+						
5	1/27 vs. PHI	W, 5-1	4-1-0	Purcell (p), Brewer, Lecavalier (p), Hedman, Stamkos	Brewer	2-5	6-6	26-25	Lindback-Leighton	19,204+						
6	1/29 vs. FLA	W, 5-2	5-1-0	Stamkos (p), Conacher, Pyatt, Tyrell, Lecavalier (p)	Pyatt	2-5	4-4	33-28	Lindback-Theodore	19,204+						
7	2/1 vs. WPG	W, 8-3	6-1-0	Conacher (p), Stamkos (p),	Concaher	3-5	2-4	25-29	Lindback-Pavelec	19,204+						

	OPPONENT	RESULT	RECORD	SCORERS	W GOAL	PP	PK	SF - SA	W - L GLTNR	ATTEND.
				Lecavalier (p), Concaher, Thompson, Purcell, Malone, Pouliot						
8	2/2 vs. NYR	L, 2-1	6-2-0	Stamkos (p), Stamkos	Hagelin	1-1	2-2	32-30	Biron-Garon	19,204+
9	2/5 @ PHI	L, 2-1	6-3-0	Pouliot	Sestito	0-4	2-2	22-24	Lindback-Bryzgalov	19,616+
10	2/7 @ NJD	L, 4-2	6-4-0	Thompson, Carle	Greene	0-4	2-4	19-27	Lindback-Brodeur	14,802
11	2/10 @ NYR	L, 5-1	6-5-0	Lecavalier	Callahan	0-2	3-3	20-32	Garon-Lundqvist	17,200+
12	2/12 vs. MTL	L, 4-3**	6-5-1	Hedman, Hedman, Salo (p)	Desharnais (x)	1-5	6-7	24-34	Price-Lindback	19,204+
13	2/14 vs. WSH	L, 4-3	6-6-1	St. Louis, Purcell, Thompson	Beagle	0-2	0-1	30-39	Holtby-Garon	19,204+
14	2/16 @ FLA	W, 6-5*	7-6-1	Pouliot, Killorn, Stamkos, Stamkos (p), Purcell, Pouliot (y)	Pouliot(y)	1-4	3-3	36-30	Lindback-Theodore	17,009
15	2/19 vs. TOR	W, 4-2	8-6-1	Lecavalier, Stamkos, Killorn, Carle (p)	Killorn	1-6	3-3	19-25	Lindback-Scrivens	19,204+
16	2/21 vs. BOS	L, 4-2	8-7-1	Stamkos, Conacher	Marchand	0-3	0-0	26-26	Rask-Lindback	19,204+
17	2/23 @ CAR	W, 5-2	9-7-1	Bergeron, Pouliot, Panik, Pyatt, Stamkos	Panik	0-3	3-3	39-34	Garon-Ellis	18,680+
18	2/24 @ PIT	L, 5-3	9-8-1	Brewer, Stamkos (p), Conacher	Bennett	1-2	1-2	30-22	Fleury-Garon	18,656+
19	2/26 vs. BUF	L, 2-1	9-9-1	Stamkos	Myers	0-6	1-1	31-21	Miller-Garon	19,204+
20	2/28 @ NYR	L, 4-1	9-10-1	St. Louis	Stepan	0-3	3-4	25-42	Lundqvist-Garon	17,200+
21	3/2 @ BOS	L, 3-2	9-11-1	Stamkos (p), Killorn (p)	Marchand	2-8	3-5	22-27	Khudobin-Garon	17,565+
22	3/4 @ PIT	L, 4-3	9-12-1	Stamkos, Pyatt, Stamkos,	Neal	0-1	3-3	28-32	Fleury-Lidnback	18,656+
23	3/5 @ NJD	W, 5-2	10-12-1	Thompson, St. Louis, Killorn, Thompson, Crombeen	Killorn	0-2	1-2	25-27	Lindback-Hedberg	15,229
24	3/7 vs. WPG	L, 2-1	10-13-1	Stamkos	Little	0-5	2-2	29-28	Montoya-Lindback	19,204+
25	3/9 vs. MTL	L, 4-3	10-14-1	Stamkos, Salo, Malone (p)	Gallagher	1-2	2-3	23-29	Price-Desjardins	19,204+
26	3/12 @ FLA	W, 3-2	11-14-1	Lecavalier, St. Louis, Stamkos (p)	Stamkos	1-2	4-4	13-39	Lindback-Markstrom	15,174
27	3/14 vs. NYI	L, 2-0	11-15-1		Tavares	0-2	0-1	18-29	Nabokov-Lindback	19,204+
28	3/16 vs. CAR	W, 4-1	12-15-1	Johnson, Palat, Thompson, Purcell	Palat	0-1	2-2	26-22	Garon-Peters	19,204+
29	3/18 vs. PHI	W, 4-2	13-15-1	Palat, Pyatt, Purcell, Stamkos	Purcell	0-4	4-4	27-30	Lindback-Bryzgalov	19,204+
30	3/20 @ TOR	L, 4-2	13-16-1	Gudas, Conacher	Bozak	0-4	2-2	28-26	Reimer-Garon	19,433+
31	3/23 @ OTT	L, 5-3	13-17-1	Johnson, Johnson, Purcell	Alfredsson	0-4	1-2	32-32	Lehner-Desjardins	20,016+
32	3/24 @ WPG	L, 3-2	13-18-1	Stamkos (p), Conacher	Enstrom	1-5	2-3	25-24	Pavelec-Desjardins	15,004+
33	3/26 vs. BUF	W, 2-1	14-18-1	Stamkos, St. Louis (p)	St. Louis	1-5	4-4	25-14	Garon-Miller	19,204+
34	3/29 vs. NJD	W, 5-4**	15-18-1	Stamkos, Thompson, Stamkos, Killorn	Purcell (x)	0-3	4-5	25-25	Garon-Brodeur	19,204+
35	4/2 vs. FLA	L, 3-2**	15-18-2	Pyatt, Killorn	Mueller (x)	0-3	1-3	41-25	Markstrom-Garon	17,904
36	4/4 @ CAR	W, 5-0	16-18-2	Purcell, Pyatt, Aulie, St. Louis, Pouliot	Purcell	0-1	1-2	30-45	Bishop-Ellis	17,042
37	4/6 @ NYI	L, 4-2	16-19-2	Panik, Carle	Martin	0-3	1-1	21-28	Nabokov-Bishop	16,170
38	4/7 @ WSH	L, 4-2	16-20-2	Lecavalier (p), Killorn	Ward	1-2	2-2	30-38	Neuvirth-Bishop	18,506+
39	4/9 vs. OTT	W, 3-2	17-20-2	Labrie, Lecavalier (p), Stamkos (p)	Stamkos	2-7	3-4	24-33	Bishop-Anderson	17,323
40	4/11 vs. PIT	L, 6-3	17-21-2	Purcell (p), Connolly (p) Purcell (p)	Malkin	3-4	3-6	19-41	Vokoun-Bishop	19,204+
41	4/13 @ WSH	L, 6-5*	17-21-3	Panik, St. Louis, Panik, St. Louis, Purcell	Green (y)	0-2	2-4	40-38	Holtby-Garon	18,506+
42	4/14 @ BUF	L, 3-1	17-21-3	Pouliot	Hecht	0-1	2-3	33-22	Enroth-Garon	18,991+
43	4/16 @ WPG	L, 4-3**	17-22-3	Panik (p), Lecavalier	Santorelli (x)	0-1	2-3	27-36	Pavelec-Bishop	15,004+
44	4/18 @ MTL	L, 3-2	17-22-4	Stamkos (p), St. Louis	Gionta	1-2	5-6	34-35	Price-Bishop	21,273+
45	4/21 vs. CAR	L, 3-2	17-23-4	Lecavalier, Pyatt, Malone Moore, Stamkos	Tlusty	1-2	4-4	37-28	Ellis-Lindback	19,204+
46	4/24 vs. TOR	W, 5-2	18-24-4	Stamkos, St. Louis, Gudas, St. Louis, St. Louis	Gudas	0-2	2-2	26-28	Bishop-Reimer	18,826
47	4/25 @ BOS	L, 2-0	18-25-4		Seidenberg	0-3	1-1	30-24	Rask-Lindback	17,565+
48	4/27 vs. FLA	L, 5-3	18-26-4	Carle, Malone, St. Louis	Fleischmann	0-2	1-1	31-32	Markstrom-Lindback	19,204+

2011-2012 STATS

PLAYERS

POS	#	PLAYER	GP	G	A	P	+/-	PIM	PP	SH	GW	OT	S	S%	TOI/G
C	91	Steven Stamkos	82	60	37	97	7	66	12	0	12	5	303	19.8	22:01
R	26	Martin St. Louis	77	25	49	74	-3	16	4	0	3	1	185	13.5	22:37
R	16	Teddy Purcell	81	24	41	65	9	16	8	0	3	1	152	15.8	16:07
C	4	Vincent Lecavalier	64	22	27	49	-2	50	5	0	5	1	182	12.1	18:55
L	12	Ryan Malone	68	20	28	48	-11	82	5	1	2	1	144	13.9	17:41
D	47	Marc-Andre Bergeron	43	4	20	24	6	20	1	0	0	0	80	5	19:21
D	77	Victor Hedman	61	5	18	23	-9	65	0	0	0	0	82	6.1	23:05
D	2	Eric Brewer	82	1	20	21	-5	49	0	0	0	0	83	1.2	23:16
C	11	Tom Pyatt	74	12	7	19	-19	8	1	0	1	0	95	12.6	14:47
D	15	Brian Lee	55	1	15	16	-8	35	0	0	0	0	32	3.1	15:32
C	44	Nate Thompson	68	9	6	15	-23	21	0	0	1	0	85	10.6	14:49
R	14	Brett Connolly	68	4	11	15	-9	30	1	0	2	1	94	4.3	11:28
D	7	Brett Clark	82	2	13	15	-26	20	0	0	0	0	61	3.3	18:22
D	27	Bruno Gervais	50	6	7	13	-4	8	1	0	0	0	57	10.5	14:16
R	22	Ryan Shannon	45	4	8	12	-11	10	1	0	0	0	46	8.7	12:01
R	34	JT Wyman	40	2	9	11	1	8	0	0	1	0	31	6.5	10:32
R	20	Tim Wallace	49	3	6	9	-3	16	0	0	1	0	26	11.5	8:35
C	18	Adam Hall	57	2	5	7	-11	17	0	0	1	0	63	3.2	11:51
R	24	Trevor Smith	16	2	3	5	2	4	0	0	0	0	17	11.8	12:27
C	42	Dana Tyrell	26	0	5	5	-5	6	0	0	0	0	23	0	10:30
D	29	Brendan Mikkelsen	41	1	2	3	-4	13	0	0	0	0	45	2.2	14:24
D	3	Keith Aulie	36	0	3	3	-7	29	0	0	0	0	18	0	13:26
L	76	Pierre-Cedric Labrie	14	0	2	2	-2	15	0	0	0	0	5	0	5:54
D	23	Mike Commodore	20	0	2	2	7	38	0	0	0	0	23	0	12:36
L	59	Mike Angelidis	6	1	0	1	-1	5	0	0	0	0	8	12.5	6:29
R	19	J.T. Brown	5	0	1	1	2	0	0	0	0	0	13	0	13:51
C	21	Mattias Ritola	5	0	0	0	-2	6	0	0	0	0	14	0	10:50
D	43	Evan Oberg	3	0	0	0	2	0	0	0	0	0	3	0	9:50
R	21	Brandon Segal	10	0	0	0	-2	4	0	0	0	0	8	0	6:35

GOALTENDERS

#	PLAYER	GP	TOI	GAA	W	L	OTL	SA	GA	SV	SV%	SO	G	A	PIM
32	Mathieu Garon	48	2,483:45	2.85	23	16	4	1191	118	1073	0.901	1	0	2	0
35	Sebastien Caron	3	134:40	3.11	1	1	0	57	7	50	0.877	0	0	2	0
40	Dustin Tokarski	5	243:35	3.44	1	3	1	116	14	102	0.879	0	0	1	2
30	Dwayne Roloson	40	2,098:31	3.66	13	16	3	1126	128	998	0.886	1	0	0	6

TRADED PLAYERS

POS	#	PLAYER	GP	G	A	P	+/-	PIM	PP	SH	GW	OT	S	S%	TOI/G
R	9	Steve Downie	55	12	16	28	-15	121	2	0	1	0	99	12.1	15:30
D	97	Matt Gilroy	53	2	15	17	2	16	0	0	0	0	60	3.3	17:36
C	49	Blair Jones	22	2	2	4	-3	10	0	0	0	0	21	9.5	8:26
D	13	Pavel Kubina	52	3	8	11	1	59	0	0	1	0	56	5.4	19:54
C	19	Dominic Moore	56	4	15	19	-10	48	0	1	1	0	74	5.4	16:16

2011-2012 GAME-BY-GAME RESULTS

#	OPPONENT	RESULT	RECORD	SCORERS	W GOAL	PP	PK	SF - SA	W - L GLTNR	ATTEND.
1	10/7 @ CAR	W, 5-1	1-0-0	St. Louis, Lecavalier (p), Downie (p), Hall, Malone	Lecavalier	2-6	5-5	34-33	Roloson-Ward	18,680+
2	10/8 @ BOS	L, 4-1	1-1-0	St. Louis	Paille	0-5	5-5	26-42	Thomas-Garon	17,565+
3	10/10 @ WSH	L, 6-5**	1-1-1	Purcell, Gervais, Moore, Thompson, Clark	Hendricks (x)	0-4	7-7	28-43	Vokoun-Roloson	18,506+
4	10/13 @ NYI	L, 5-1	1-2-1	Stamkos	Moulson	0-3	4-4	35-34	Montoya-Roloson	9,759
5	10/15 @ FLA	L, 3-2**	1-2-2	Bergeron, Bergeron	Goc (x)	0-2	4-6	30-38	Theodore-Garon	18,352+
6	10/17 vs. FLA	L, 7-4	1-3-2	Purcell (p), Hedman, Lecavalier, Stamkos	Versteeg	1-3	4-9	39-33	Theodore-Roloson	19,204+
7	10/20 vs. NYI	W, 4-1	2-3-2	Malone (p), Lecavalier, Stamkos, Clark	Lecavalier	1-3	2-2	30-17	Garon-Montoya	18,181
8	10/22 vs. BUF	W, 3-0	3-3-2	Kubina, St. Louis, Hedman	Kubina	0-1	3-3	26-21	Garon-Miller	19,204+
9	10/25 @ BUF	W, 4-3	4-3-2	Lecavalier, Thompson, Stamkos, Malone	Malone	0-3	3-3	23-39	Garon-Miller	18,690+
10	10/27 @ NSH	L, 5-3	4-4-2	Stamkos, Purcell (p), Stamkos	Spaling	1-2	3-3	32-27	Rinne-Garon	16,619
11	10/29 vs. WPG	W, 1-0	5-4-2	Lecavalier (p)	Lecavalier	1-4	2-2	27-28	Roloson-Pavelec	19,204+
12	11/1 @ CAR	L, 4-2	5-5-2	Purcell, Connolly	Skinner	0-2	1-2	30-31	Ward-Roloson	13,374
13	11/4 vs. CHI	W, 5-4*	6-5-2	Stamkos, Connolly, Stamkos, Stamkos (p), Lecavalier (y)	Lecavalier	1-1	1-2	32-32	Roloson-Emery	19,204+
14	11/6 @ FLA	W, 4-3**	7-5-2	Malone (p), Stamkos, Purcell	Moore (x)	1-3	1-2	37-41	Roloson-Theodore	15,066
15	11/9 vs. PHI	W, 2-1*	8-5-2	Bergeron (p), Connolly (y)	Connolly	1-7	4-5	24-15	Roloson-Bryzgalov	19,204
16	11/12 @ STL	L, 3-0	8-6-2		Russell	0-5	3-3	19-24	Elliott-Garon	19,150+
17	11/14 @ WPG	L, 5-2	8-7-2	St. Louis, Stamkos	Flood	0-6	1-2	32-39	Pavelec-Roloson	15,004+
18	11/17 vs. PIT	W, 4-1	9-7-2	Lecavalier, Connolly (p), Downie (p), Lecavalier	Connolly	2-6	7-7	18-34	Roloson-Fleury	18,509
19	11/19 vs. NJD	L, 4-2	9-8-2	St. Louis, Shannon	Clarkson	0-6	6-8	23-24	Brodeur-Roloson	18,894
20	11/22 vs. TOR	L, 7-1	9-9-2	Lecavalier (p)	Connolly	1-5	2-4	28-26	Gustavsson-Roloson	19,204+
21	11/25 @ FLA	W, 2-1*	10-9-2	Lecavalier, Stamkos (p, y)	Stamkos	1-2	4-4	31-24	Garon-Theodore	17,380+
22	11/26 vs. FLA	W, 5-1	11-9-2	St. Louis, Pyatt, Stamkos, Malone, Stamkos	Pyatt	0-2	6-6	34-25	Garon-Markstrom	17,841
23	11/28 @ MIN	L, 3-1	11-10-2	Stamkos Bouchard		0-2	2-2	33-24	Backstrom-Garon	16,628
24	11/30 @ DET	L, 4-2	11-11-2	St. Louis (p), Stamkos	Holmstrom	1-4	4-5	23-35	Howard-Roloson	20,066+

	OPPONENT	RESULT	RECORD	SCORERS	W GOAL	PP	PK	SF - SA	W - L GLTNR	ATTEND.
25	12/3 vs. NYR	L, 4-2	11-12-2	Downie, Pyatt	Stepan	0-1	2-2	26-36	Lundqvist-Garon	19,204+
26	12/5 @ OTT	L, 4-2	11-13-2	Gervais, St. Louis	Foligno	0-3	3-3	33-31	Anderson-Roloson	18,742
27	12/6 @ NYI	L, 5-1	11-14-2	St. Louis	Martin	0-3	3-5	24-34	Montoya-Garon	9,486
28	12/8 @ NYR	W, 3-2**	12-14-2	Malone, Moore (s)	Moore (x)	0-4	5-6	31-30	Garon-Lundqvist	18,200+
29	12/10 @ PHI	L, 5-2	12-15-2	Shannon, Lecavalier (p)	Simmonds	1-4	3-5	19-32	Bryzgalov-Garon	19,772+
30	12/12 vs. NJD	L, 5-4	12-16-2	Downie, Jones, Stamkos (p), Stamkos	Henrique	1-5	2-3	36-22	Hedberg-Garon	17,341
31	12/15 vs. CGY	W, 5-4*	13-16-2	Purcell(p), Pyatt, Malone, Thompson, Stamkos (y)	Stamkos	1-1	2-3	34-27	Garon-Kiprusoff	17,241
32	12/17 @ CLB	W, 3-2	14-16-2	Bergeron, Brewer, Stamkos	Stamkos	0-3	4-5	28-28	Garon-Mason	16,108
33	12/21 @ SJS	L, 7-2	14-17-2	Moore, St. Louis	Desjardins	0-5	2-4	24-43	Niemni-Garon	17,562+
34	12/23 @ COL	L, 2-1*	14-17-3	Kubina	Duchene	0-3	3-3	30-29	Guigere-Garon	16,165
35	12/27 vs. PHI	W, 5-1	15-17-3	Gervais, Stamkos, Downie, Stamkos (p), Lecavalier	Stamkos	1-4	4-4	16-32	Garon-Bryzgalov	19,204+
36	12/29 vs. MTL	W, 4-3	16-17-3	Stamkos, Wyman, Bergeron, Lecavalier	Lecavalier	0-3	2-3	22-34	Garon-Price	19,204+
37	12/31 vs. CAR	W, 5-2	17-17-3	Stamkos, Stamkos, Stamkos (p), Purcell, Downie	Stamkos	1-3	2-4	32-26	Garon-Ward	19,204+
38	1/3 @ TOR	L, 7-3	17-18-3	Lecavalier, Stamkos, Kubina	Boyce	0-5	4-6	24-42	Gustavsson-Garon	19,425+
39	1/5 @ OTT	L, 4-1	17-19-3	Stamkos	Turris	0-3	2-2	36-24	Anderson-Roloson	19,944+
40	1/7 @ MTL	L, 3-1	17-20-3	LecavalierPacioretty	0-1	1-2	24-28	Price-Garon21,273+		
41	1/10 vs. VAN	L, 5-4**	17-19-4	Stamkos, Lecavalier, Downie, Malone	Raymond (x)	0-3	4-4	31-28	Schneider-Roloson	17,630
42	1/12 vs. CAR	L, 5-2	17-21-4	Thompson, Purcell	Harrison	0-2	1-1	36-32	Ward-Garon	16,553
43	1/13 @ WSH	L, 4-3	17-22-4	Pyatt, Stamkos (p), Lecavalier	Brouwer	1-5	2-4	31-20	Vokoun-Roloson	18,506+
44	1/15 vs. PIT	L, 6-3	17-23-4	Gilroy, Malone (p), Purcell	Malkin	1-1	3-5	20-44	Fleury-Garon	19,204+
45	1/17 vs. BOS	W, 5-3	18-23-4	Lecavalier, Pyatt, Malone, Moore, Stamkos	Moore	0-4	3-3	31-29	Garon-Thomas	19,204+
46	1/20 @ DAL	W, 2-1	19-23-4	Purcell, Purcell	Purcell	0-3	4-4	22-28	Garon-Lehtonen	14,836
47	1/21 @ PHX	W, 4-3	20-23-4	Stamkos, Purcell, St. Louis, Downie	Downie	0-2	3-4	21-36	Roloson-Smith	12,714
48	1/24 vs. CLB	W, 4-2	21-23-4	Angelidis, Lecavalier (p), St. Louis, Thompson	St. Louis	1-4	2-2	31-24	Garon-Sanford	16,859
49	1/31 vs. WSH	W, 4-3*	22-23-4	Purcell, St. Louis, Thompson, Stamkos (y)	Stamkos	0-1	3-3	31-30	Garon-Vokoun	17,754
50	2/2 vs. WPG	L, 2-1*	22-23-5	Hedman	Wellwood	0-2	2-2	31-24	Pavelec-Garon	16,923
51	2/4 vs. FLA	W, 6-3	23-23-5	Thompson, Lecavalier, St. Louis, Stamkos, St. Louis, St. Louis (p)	Stamkos	1-3	3-3	34-20	Garon-Clemmensen	19,204+
52	2/7 vs. LAK	L, 3-1	23-24-5	Stamkos	Clifford	0-3	2-2	25-20	Quick-Roloson	16,489
53	2/9 @ NYR	L, 4-3*	23-24-6	Stamkos, Lecavalier, Gervais (p)	Richards	1-2	2-3	17-31	Biron-Garon	18,200+
54	2/11 @ BUF	W, 2-1	24-24-6	Downie, Stamkos	Stamkos	0-3	1-1	28-27	Garon-Miller	18,690+
55	2/12 @ PIT	L, 4-2	24-25-6	Downie, Downie	Letang	0-2	3-4	23-41	Johnson-Garon	18,506+
56	2/14 vs. OTT	L, 4-0	24-26-6		Karlsson	0-2	1-2	28-27	Anderson-Garon	17,488
57	2/16 vs. SJS	W, 6-5*	25-26-6	Stamkos, Purcell (p), Downie, Stamkos, St. Louis, St. Louis (y)	St. Louis	1-1	2-3	25-50	Roloson-Niemmi	16,819
58	2/18 vs. WSH	W, 2-1	26-26-6	Pyatt, Stamkos	Stamkos	0-5	2-2	23-24	Garon-Vokoun	19,204+
59	2/21 vs. ANA	W, 3-2	27-26-6	Stamkos (p), Stamkos, Purcell	Purcell	1-2	2-2	16-30	Garon-Hiller	18,309
60	2/23 @ WPG	L, 4-3	27-27-6	Stamkos (p), Purcell, St. Louis (p)	Byfluglien	2-5	1-3	25-34	Pavelec-Garon	15,004+
61	2/25 @ PIT	L, 8-1	27-28-6	Purcell (p)	Cooke	1-6	0-2	35-34	Fleury-Roloson	18,596+
62	2/26 @ NJD	W, 4-3	28-28-6	St. Louis, St. Louis (p), Gilroy, St. Louis	St. Louis	1-3	3-4	16-22	Garon- Brodeur	15,981
63	2/28 vs. MTL	W, 2-1	29-28-6	Stamkos, Hall	Hall	0-3	3-3	22-24	Garon-Price	18,878
64	3/2 vs. NYR	W, 4-3*	30-28-6	Pyatt, Purcell, Stamkos, Malone (y)	Malone	0-4	1-2	31-19	Garon-Lundqvist	19,204+
65	3/3 @ CAR	W, 4-3*	31-28-6	Wallace, Stamkos, Purcell (p), Stamkos (p, y)	Stamkos	2-4	2-2	23-28	Garon-Ward	17,116
66	3/6 vs. OTT	L, 7-3	31-29-6	Shannon, Wallace, Stamkos (p)	Karlsson	1-3	1-3	28-35	Bishop-Roloson	18,967
67	3/8 @ WSH	L, 3-2*	31-29-7	Malone (p), Purcell (p)	Ovechkin	2-3	2-2	26-32	Vokoun-Tokarski	18,506+
68	3/10 vs. CAR	L, 4-2	31-30-7	Malone, Thompson	Skinner	0-2	0-1	38-26	Ward-Tokarski	18,554
69	3/13 vs. BOS	W, 6-1	32-30-7	Pyatt, Thompson, Shannon (p), Hedman, Stamkos, Stamkos	Thompson	1-3	3-3	17-34	Tokarski-Turco	19,204+
70	3/15 vs. TOR	L, 3-1	32-31-7	St. Louis	Crabb	0-5	5-6	35-38	Reimer-Tokarski	19,204+
71	3/17 vs. STL	L, 3-1	32-32-7	MikkelsenSchwartz	0-3	1-2	23-21	Halak-Roloson	18,777	
72	3/19 vs. BUF	L, 7-3	32-33-7	Gervais, Smith, Malone	Tropp	0-2	2-4	27-38	Miller-Tokarski	17,212
73	3/22 vs. EDM	W, 3-2**	33-33-7	Pyatt (p), Pyatt	Purcell (x)	1-4	1-1	21-36	Roloson-Khabibulin	17,893
74	3/24 vs. NYI	W, 4-3	34-33-7	Stamkos, Stamkos, Pyatt, Wallace	Wallace	0-3	2-3	26-37	Roloson-Montoya	19,204+
75	3/26 @ PHI	W, 5-3	35-33-7	Malone (s), Stamkos (p), St. Louis, Wyman, Pyatt	Wyman	1-3	5-6	15-38	Roloson-Bryzgalov	19,590+
76	3/27 @ BOS	L, 5-2	35-34-7	Stamkos, Stamkos (p)	Pouliot	1-4	5-5	18-38	Thomas-Roloson	17,565+
77	3/29 @ NJD	L, 6-4	35-35-7	Malone, Malone, Malone, Smith	Ponikarovsky	0-3	3-4	20-38	Brodeur-Roloson	15,380
78	3/31 vs. WPG	W, 3-2*	36-35-7	Malone, Malone (p), Stamkos (y)	Stamkos	1-8	3-3	39-28	Caron-Pavelec	19,204+
79	4/2 vs. WSH	W, 4-2	37-35-7	Purcell (p), Hedman, Stamkos, Stamkos	Stamkos	1-4	2-2	27-33	Roloson-Neuvirth	19,204+
80	4/4 @ MTL	L, 5-2	37-36-7	Lecavalier, Gervais	Cole	0-3	3-4	16-25	Budaj-Caron	21,273+
81	4/5 @ TOR	L, 3-2*	37-36-8	St. Louis, Stamkos	Phaneuf (y)	0-0	2-2	37-31	Scrivens-Roloson	19,369+
82	4/7 @ WPG	W, 4-3*	38-36-8	Purcell, Purcell, Stamkos, Purcell (y)	Purcell	0-3	2-3	25-31	Roloson-Pavelec	15,004+

2010-2011 INDIVIDUAL SCORING
(46-25-11, 103 pts., 2nd Southeast Division)

PLAYERS															
POS	#	PLAYER	GP	G	A	P	+/-	PIM	PP	SH	GW	OT	S	S%	TOI/G
C	91	Steven Stamkos	82	45	46	91	3	74	17	0	8	1	272	16.5	20:11
C	4	Vincent Lecavalier	65	25	29	54	-5	43	12	0	5	2	210	11.9	18:27
R	16	Teddy Purcell	81	17	34	51	5	10	3	0	1	0	196	8.7	14:06
L	12	Simon Gagne	63	17	23	40	-12	20	7	0	3	1	154	11.0	16:53
L	6	Ryan Malone	54	14	24	38	-3	51	9	0	1	1	149	9.4	16:01
C	19	Dominic Moore	77	18	14	32	-12	52	6	0	3	0	175	10.3	15:35
R	9	Steve Downie	57	10	22	32	8	171	2	0	1	0	83	12.0	14:31
D	7	Brett Clark	82	9	22	31	2	14	6	0	1	0	87	10.3	18:52
L	10	Sean Bergenheim	80	14	15	29	0	56	2	0	1	0	182	7.7	13:58
D	77	Victor Hedman	79	3	23	26	3	70	0	0	0	0	101	3.0	21:00
C	44	Nate Thompson	79	10	15	25	-6	29	0	1	2	1	123	8.1	15:05
D	13	Pavel Kubina	79	4	19	23	2	62	1	0	2	0	78	5.1	19:13
R	18	Adam Hall	82	7	11	18	-12	32	0	0	1	0	167	4.2	14:50
C	42	Dana Tyrell	78	6	9	15	-5	12	0	0	1	0	73	8.2	12:03
D	8	Randy Jones	61	1	12	13	-4	15	0	0	0	0	52	1.9	17:03
D	39	Mike Lundin	69	1	11	12	-3	12	0	0	0	0	55	1.8	20:24
C	21	Mattias Ritola	31	4	4	8	-5	11	0	0	2	0	42	9.5	10:03
D	47	Marc-Andre Bergeron	23	2	6	8	-10	8	0	0	1	1	37	5.4	14:19
D	5	Mattias Ohlund	72	0	5	5	-7	70	0	0	0	0	39	0.0	18:43
C	49	Blair Jones	18	1	2	3	-2	2	0	0	0	0	20	5.0	8:00
L	24	Johan Harju	10	1	2	3	-2	2	0	0	0	0	14	7.1	8:28
D	2	Eric Brewer	22	1	1	2	5	24	0	0	0	0	24	4.2	21:34
D	48	Michael Vernace	10	0	1	1	-2	2	0	0	0	0	6	0.0	8:42
D	28	Mathieu Roy	4	0	0	0	-2	2	0	0	0	0	1	0.0	4:43
D	32	Matt Smaby	32	0	0	0	2	17	0	0	0	0	9	0.0	6:59
C	43	James Wright	1	0	0	0	-2	0	0	0	0	0	0	0.0	4:36
C	34	Marc-Andre Pouliot	3	0	0	0	-2	0	0	0	0	0	2	0.0	10:46

GOALTENDERS															
#	PLAYER	GP	TOI	GAA	W	L	OTL	SA	GA	SV	SV%	SO	G	A	PIM
35	Dwayne Roloson	34	1,992:35	2.56	18	12	4	967	85	882	.912	4	0	1	6
41	Mike Smith	22	1,202:29	2.90	13	6	1	576	58	518	.899	1	0	1	2
30	Cedrick Desjardins	2	120:19	1.00	2	0	0	63	2	61	.968	0	0	0	0

TRADED GOALTENDERS															
#	PLAYER	GP	TOI	GAA	W	L	OTL	SA	GA	SV	SV%	SO	G	A	PIM
33	Dan Ellis	31	1,678:42	2.93	13	7	6	741	82	659	.889	2	0	1	0

2010-2011 GAME-BY-GAME RESULTS										
#	OPPONENT	RESULT	RECORD	SCORERS	W GOAL	PP	PK	SF - SA	W - L GLTNR	ATTEND.
1	10/9 vs. ATL	W, 5-3	1-0-0	Downie (p), Moore, Lecavalier (p), Stamkos, Stamkos	Stamkos	2-5	5-6	36-30	41-50	19,791+
2	10/13 @ MTL	W, 4-3*	2-0-0	Clark (p), St. Louis, Stamkos (p), Malone (y)	Malone	2-6	3-3	48-27	41-31	21,273
3	10/14 @ PHI	W, 3-2	3-0-0	Stamkos, Moore, Kubina	Kubina	0-6	4-4	24-26	33-33	19,592
4	10/16 @ FLA	L, 0-6	3-1-0	-----	Stillman	0-2	3-4	29-38	29-33	17,040
5	10/18 vs. DAL	W, 5-4	4-1-0	Downie (p), Stamkos (p), Bergenheim, Moore (p), Moore (p)	Moore	4-5	5-5	44-19	41-32	13,277
6	10/21 vs. NYI	L, 2-3*	4-1-1	Bergenheim, St. Louis	Moulson	0-4	4-5	30-25	39-33	13,333
7	10/22 @ ATL	W, 5-2	5-1-1	Clark (p), Lecavalier, Stamkos (p), Stamkos, Stamkos	Stamkos	2-6	7-8	33-30	41-50	9,138
8	10/24 vs. NSH	L, 3-4	5-2-1	Bergenheim, St. Louis, Hall	Wilson	0-4	1-1	45-26	33-39	14,454
9	10/27 vs. PIT	W, 5-3	6-2-1	Tyrell, Purcell, Lecavalier (p), St. Louis, St. Louis	St. Louis	1-7	5-5	31-31	33-29	17,266
10	10/30 @ PHX	W, 3-0	7-2-1	Ritola, Hall, Stamkos	Ritola	0-1	2-2	23-23	33-30	8,171
11	11/3 @ ANA	L, 2-3*	7-2-2	B. Jones, Stamkos (p)	Getzlaf	1-4	4-5	34-30	1-33	13,034
12	11/4 @ LAK	L, 0-1	7-3-2	-----	Williams	0-3	4-4	24-26	32-41	18,118
13	11/6 @ SJS	L, 2-5	7-4-2	St. Louis, Stamkos (p)	Heatley	1-4	6-7	35-39	30-41	17,562
14	11/9 vs. TOR	W, 4-0	8-4-2	Stamkos (p), Thompson, Stamkos, Moore	Stamkos	1-2	5-5	25-28	33-35	16,791
15	11/11 @ WAS	L, 3-6	8-5-2	Purcell, Malone (p), Stamkos	Semin	1-4	0-1	41-26	30-33	18,398
16	11/12 @ PIT	L, 1-5	8-6-2	Stamkos (p)	Goligoski	1-8	4-4	16-20	29-41	18,275
17	11/14 vs. MIN	L, 1-4	8-7-2	St. Louis (p)	Madden	1-3	1-3	38-18	32-33	14,868
18	11/17 @ NYI	W, 4-2	9-7-2	Stamkos (p), Clark (p), St. Louis, Thompson	St. Louis	2-4	4-4	40-36	33-30	8,025
19	11/18 @ PHI	W, 8-7	10-7-2	Stamkos (p), Hall, Malone (p), Clark, Stamkos, Downie, Stamkos (p), Thompson	Thompson	3-9	4-4	33-32	41-33	19,672
20	11/20 @ BUF	W, 2-1	11-7-2	Purcell, Hall	Hall	0-3	2-2	22-30	41-40	17,833
21	11/22 vs. BOS	W, 3-1	12-7-2	Tyrell, Stamkos, Purcell	Stamkos	0-3	2-2	36-27	41-40	16,241

	OPPONENT	RESULT	RECORD	SCORERS	W GOAL	PP	PK	SF - SA	W - L GLTNR	ATTEND.
22	11/24 vs. NYI	W, 5-3	13-7-2	Malone (p), Malone (p), Stamkos, Clark (p), Hedman	Clark	3-6	3-4	34-20	41-30	17,806
23	11/26 @ WAS	L, 0-6	13-8-2	-----	Carlson	0-5	2-4	17-29	1-41	18,398
24	11/27 vs. FLA	L, 3-4**	13-8-3	Purcell (p), Tyrell, Bergenheim	Weiss	1-7	4-4	37-27	29-33	15,854
25	11/30 @ TOR	W, 4-3*	14-8-3	Malone (p), St. Louis, St. Louis, Gagne (y)	Gagne	1-5	3-4	39-25	33-50	19,063
26	12/2 @ BOS	L, 1-8	14-9-3	Hedman	Seidenberg	0-1	3-4	38-32	30-41	17,565
27	12/4 vs. COL	W, 6-5	15-9-3	Thompson, St. Louis, Ritola, Gagne (p), Malone (p), Bergenheim	Bergenheim	2-6	3-4	39-24	33-31	18,212
28	12/7 @ CGY	L, 2-4	15-10-3	Harju, Malone	Bourque	0-2	3-4	24-19	34-33	19,289
29	12/10 @ EDM	L, 3-4**	15-10-4	Jones, Malone (p), Stamkos	Eberle	1-5	1-3	41-23	35-33	16,839
30	12/11 @VAN	W, 5-4*	16-10-4	Thompson, Clark (p), Stamkos, Purcell, Stamkos (p, y)	Stamkos	2-3	2-4	23-27	33-35	18,860
31	12/15 vs. ATL	W, 2-1**	17-10-4	Bergenheim, Hedman (x)	Hedman	0-2	5-5	31-28	41-31	14,441
32	12/18 vs. BUF	W, 3-1	18-10-4	Gagne (p), Stamkos, St. Louis	Stamkos	1-4	5-5	37-23	41-30	17,141
33	12/20 vs. CAR	W, 5-1	19-10-4	Moore, St. Louis, Clark, Stamkos (p), Bergenheim (p)	St. Louis	2-3	4-5	34-22	33-60	17,210
34	12/22 @ NYI	L, 1-2*	19-10-5	Malone (p)	Tavares	1-6	2-2	35-28	30-33	7,324
35	12/23 @ NYR	W, 4-3**	20-10-5	St. Louis, Stamkos, Lecavalier, Malone (x)	Malone	0-1	1-1	24-37	33-30	18,200
36	12/26 @ ATL	W, 3-2*	21-10-5	Stamkos, Lecavalier, Lecavalier (p, y)	Lecavalier	1-6	2-2	34-28	33-31	14,610
37	12/28 vs. BOS	L, 3-4	21-11-5	Stamkos (p), Lecavalier, St. Louis	Recci	1-5	4-6	34-29	30-33	20,204+
38	12/30 vs. MTL	W, 4-1	22-11-5	St. Louis (p), Kubina, Stamkos (EV-PS), Stamkos	Kubina	1-6	5-5	23-28	30-31	20,191+
39	1/1 vs. NYR	W, 2-1*	23-11-5	Tyrell, Thompson (y)	Thompson	0-3	2-2	33-35	30-30	18,242
40	1/4 @ WAS	W, 1-0*	24-11-5	St. Louis (y)	St. Louis	0-3	3-3	38-34	35-1	18,398
41	1/5 @ PIT	L, 1-8	24-12-5	Hall	Conner	0-2	2-4	32-41	29-35	18,261
42	1/8 @ OTT	W, 2-1	25-12-5	Hall, St. Louis	St. Louis	0-5	3-3	27-32	35-30	19,698
43	1/9 @ NJD	L, 3-6	25-13-5	Purcell, Malone (p), Moore	Zubrus	1-4	3-4	36-26	30-33	16,197
44	1/12 vs. WSH	W, 3-0	26-13-5	Moore, Bergenheim, Gagne	Moore	0-6	2-2	38-23	35-1	18,135
45	1/14 vs. NJD	L, 2-5	26-14-5	Stamkos (p), St. Louis	Elias	1-3	1-1	32-25	30-35	18,736
46	1/15 @ CAR	L, 4-6	26-15-5	Stamkos, Lecavalier, Gagne, Gagne	Staal	0-5	2-6	34-31	30-35	18,680
47	1/18 vs. CBJ	W, 3-2**	27-15-5	Stamkos, Stamkos (p), Malone (x)	Malone	1-4	4-4	22-30	35-32	13,291
48	1/20 @ ATL	W, 3-2**	28-15-5	Stamkos, Stamkos, Moore (x)	Moore	0-2	1-2	31-29	35-31	12,314
49	1/21 @ FLA	W, 2-1**	29-15-5	Downie, Moore (x)	Moore	0-1	7-7	21-30	33-29	17,328
50	1/23 vs. ATL	W, 7-1	30-15-5	Thompson (s), Tyrell, Stamkos, St. Louis, Gagne, Kubina, Gagne (p)	Tyrell	1-2	2-2	39-22	35-31	13,916
51	1/25 vs. TOR	W, 2-0	31-15-5	Gagne, Purcell (p)	Gagne	1-5	2-2	31-26	35-34	14,335
52	2/1 vs. PHI	W, 4-0	32-15-5	Purcell, Purcell, Downie, Stamkos	Purcell	0-2	4-4	22-38	35-35	16,635
53	2/4 vs. WSH	L, 2-5	32-16-5	Purcell, Clark (p)	Ovechkin	1-4	3-4	25-36	1-35	20,216+
54	2/6 vs. STL	W, 4-3*	33-16-5	Stamkos, Moore, Downie, Lecavalier (p, y)	Lecavalier	1-5	3-4	40-32	33-29	14,896
55	2/8 vs. BUF	L, 4-7	33-17-5	Bergenheim, Lecavalier, Bergenheim, Lecavalier (p)	Vanek	1-5	4-5	34-28	30-35	14,444
56	2/12 vs. CAR	W, 4-3*	34-17-5	Downie, Lecavalier (p), Bergenheim, Bergeron (y)	Bergeron	1-5	6-7	41-34	35-30	19,910+
57	2/15 vs. PHI	L, 3-4**	34-17-6	Moore, Lecavalier (p), Purcell	Timonen	1-4	2-3	27-29	33-35	16,950
58	2/17 vs. DET	L, 2-6	34-18-6	Hedman, Downie	Kronwall	0-5	1-3	40-31	35-35	20,849+
59	2/19 vs. FLA	L, 2-3**	34-18-7	Bergeron, Bergenheim	Santorelli	0-6	1-3	36-26	30-33	18,710
60	2/23 vs. PHX	W, 8-3	35-18-7	Purcell, St. Louis, St. Louis (p), Stamkos (p), Lecavalier (p), Purcell, Purcell, Hall	Stamkos	3-4	2-2	39-28	35-1	15,104
61	2/25 vs. NJD	W, 2-1	36-18-7	St. Louis, Gagne	Gagne	0-2	1-1	30-20	35-1	19,563
62	2/27 @ NYR	W, 2-1	37-18-7	St. Louis, Lecavalier (p)	Lecavalier	1-6	4-4	19-23	35-30	18,200
63	3/2 @ NJD	L, 1-2	37-19-7	Moore (p)	Kovalchuk	1-2	2-2	16-27	30-35	12,857
64	3/3 @ BOS	L, 1-2	37-20-7	Brewer	Lucic	0-4	3-3	28-28	30-41	17,565
65	3/5 vs. MTL	L, 2-4	37-21-7	Moore (p), Lecavalier	Pacioretty	1-6	1-3	45-23	31-35	20,274+
66	3/7 vs. WSH	L, 1-2**	37-21-8	Bergenheim (p)	Ovechkin	1-4	3-3	28-30	70-35	16,835
67	3/9 vs. CHI	W, 4-3**	38-21-8	Stamkos, St. Louis, Purcell, St. Louis (x)	St. Louis	0-2	1-1	30-31	35-30	19,912+
68	3/11 vs. OTT	L, 1-2	38-22-8	St. Louis (p)	Butler	1-5	5-6	35-22	31-35	18,777
69	3/12 @ FLA	L, 3-4*	38-22-9	Stamkos (p), Lecavalier (p), Gagne (p)	Garrison	3-8	4-4	38-27	30-41	16,607
70	3/14 @ TOR	W, 6-2	39-22-9	Thompson, Ritola, Ritola, Lecavalier, Moore, Lundin	Ritola	0-0	3-3	36-32	35-34	19,410
71	3/17 @ MTL	L, 2-3**	39-22-10	Purcell (p), Gagne (p)	Cammalleri	0-5	3-3	37-29	31-35	21,273
72	3/19 @ OTT	L, 2-3*	39-22-11	Lecavalier, Tyrell	Spezza	2-3	2-2	37-34	31-35	18,813
73	3/22 vs. NYI	L, 2-5	39-23-11	Thompson, Moore (p)	Martin	1-7	2-3	38-28	35-35	17,400
74	3/25 vs. CAR	L, 3-4	39-24-11	Gagne (p), Lecavalier, Gagne (p)	Staal	2-5	4-6	21-39	30-35	16,656
75	3/26 @ CAR	W, 4-2	40-24-11	St. Louis, Gagne, Moore (p), Gagne	Moore	1-2	2-3	35-32	41-35	17,264
76	3/29 vs. OTT	W, 5-2	41-24-11	St. Louis, Moore, St. Louis, Moore, Stamkos	St. Louis	0-4	2-2	31-33	35-31	16,626
77	3/31 vs. PIT	W, 2-1	42-24-11	Downie, St. Louis	St. Louis	0-4	5-5	24-37	35-29	20,126+
78	4/2 @ MIN	W, 3-1	43-24-11	Malone, Downie, Bergenheim	Downie	0-4	4-4	23-30	35-32	18,591
79	4/3 @ CHI	W, 2-0	44-24-11	Lecavalier (p), Thompson	Lecavalier	1-5	2-2	15-31	41-50	21,587
80	4/5 @ BUF	L, 2-4	44-25-11	Malone, Lecavalier	Connolly	0-2	2-3	25-24	1-35	18,690
81	4/8 vs. FLA	W, 4-2	45-25-11	Lecavalier (p), Malone, Lecavalier (EV-PS), Kubina (p)	Lecavalier	2-4	5-5	33-25	35-30	20,444+
82	4/9 @ CAR	W, 6-2	46-25-11	Moore, Lecavalier, Stamkos, Clark, Gagne, St. Louis	Stamkos	0-1	6-7	35-44	41-30	17,805
* **	Overtime Shootout		(+) (p)	Sellout Power Play Goal	(s) (x)	Shorthanded Goal Shootout		(y) Game-Winner (EV-PS)	Overtime Game-Winner Successful Penalty Shot	

2009-2010 INDIVIDUAL SCORING
(34-36-12, 80 pts., 4th Southeast Division)

PLAYERS																
POS	#	PLAYER	GP	G	A	P	+/-	PIM	PP	SH	GW	OT	S	S%	TOI/G	
C	91	Steven Stamkos	82	51	44	95	-2	38	24	1	5	1	297	17.2	20:33	
R	26	Martin St. Louis	82	29	65	94	-8	12	7	1	7	2	242	12.0	21:48	
C	4	Vincent Lecavalier	82	24	46	70	-16	63	5	0	3	0	295	8.1	19:47	
L	12	Ryan Malone	69	21	26	47	-8	68	7	0	7	1	172	12.2	18:45	
R	9	Steve Downie	79	22	24	46	14	208	7	0	1	0	116	19.0	14:42	
D	6	Kurtis Foster	71	8	34	42	-5	48	3	0	1	0	165	4.8	17:11	
L	13	Alex Tanguay	80	10	27	37	-2	32	3	0	2	0	91	11.0	15:47	
D	77	Victor Hedman	74	4	16	20	-3	79	0	0	0	0	90	4.4	20:50	
D	14	Andrej Meszaros	81	6	11	17	-14	50	2	0	1	1	145	4.1	20:10	
R	27	Brandon Bochenski	28	4	9	13	-1	2	1	0	0	0	43	9.3	12:16	
D	39	Mike Lundin	49	3	10	13	-4	18	0	0	0	0	42	7.1	21:56	
D	5	Mattias Ohlund	67	0	13	13	-8	59	0	0	0	0	71	0.0	22:49	
L	19	Stephane Veilleux	77	3	6	9	-14	48	0	0	0	0	94	3.2	12:17	
R	16	Teddy Purcell	19	3	6	9	-8	6	1	0	0	0	46	6.5	16:05	
C	38	Paul Szczechura	52	5	2	7	-15	18	1	0	1	0	83	6.0	13:05	
L	17	Todd Fedoruk	50	3	3	6	-12	54	0	0	0	0	22	13.6	7:31	
C	28	Zenon Konopka	74	2	3	5	-11	265	0	0	1	0	41	4.9	8:08	
D	8	Matt Walker	66	2	3	5	-11	90	0	0	0	0	54	3.7	16:09	
C	43	James Wright	48	2	3	5	-9	18	0	0	0	0	25	8.0	11:38	
C	44	Nate Thompson	32	1	3	4	-3	17	0	0	0	0	44	2.3	13:57	
D	21	David Hale	39	0	4	4	-2	25	0	0	0	0	25	0.0	14:03	
D	54	Paul Ranger	8	1	1	2	-2	6	0	0	0	0	11	9.1	20:19	
D	32	Matt Smaby	33	0	2	2	-4	27	0	0	0	0	17	0.0	13:28	
R	37	Mark Parrish	16	0	2	2	-5	4	0	0	0	0	10	0.0	15:10	
C	49	Blair Jones	14	0	0	0	-5	10	0	0	0	0	26	0.0	12:50	
D	56	Vladimir Mihalik	4	0	0	0	-4	2	0	0	0	0	1	0.0	11:32	
D	58	Scott Jackson	1	0	0	0	0	0	0	0	0	0	0	0.0	13:44	

TRADED PLAYERS																
POS	#	PLAYER	GP	G	A	P	+/-	PIM	PP	SH	GW	OT	S	S%	TOI/G	
C	11	Jeff Halpern	55	9	8	17	-13	27	2	0	1	0	65	13.8	15:38	
D	2	Lukas Krajcek	23	0	1	1	-4	21	0	0	0	0	17	0.0	17:31	
L	16	Drew Miller	14	0	0	0	-3	2	0	0	0	0	10	0.0	12:13	

GOALTENDERS																
#	PLAYER	GP	TOI	GAA	W	L	OTL	SA	GA	SV	SV%	SO	G	A	PIM	
30	Antero Niittymaki	49	2657:11	2.87	21	18	5	1388	127	1261	.909	1	0	1	0	
41	Mike Smith	42	2272:33	3.09	13	18	7	1165	117	1048	.900	2	0	0	14	
40	Dustin Tokarski	2	44:21	4.09	0	0	0	16	3	13	.813	0	0	0	0	

2009-2010 GAME-BY-GAME RESULTS

#	OPPONENT	RESULT	RECORD	SCORERS	W GOAL	PP	PK	SF - SA	W - L GLTNDR	ATTEND.
1	10/3 @ ATL	L, 3-6	0-1-0	St. Louis, St. Louis (p), Meszaros	Peverley	1-3	2-3	39-28	31-41	18,545
2	10/6 @ CAR	L, 1-2**	0-1-1	Malone (p)	Samsonov	1-8	4-5	30-28	30-41	16,186
3	10/8 vs. NJD	L, 3-4**	0-1-2	Stamkos, Stamkos (p), Fedoruk	Parise	1-4	1-2	44-34	30-41	17,454
4	10/10 vs. CAR	W, 5-2	1-1-2	Ranger, Malone, Malone, Downie (p), Malone	Malone	1-6	3-5	39-26	30-30	14,212
5	10/12 vs. FLA	W, 3-2	2-1-2	Stamkos (p), St. Louis (p), Malone	Malone	2-6	4-5	31-33	30-29	14,126
6	10/15 @ OTT	L, 1-7	2-2-2	Malone	Michalek	0-6	5-6	17-35	33-41	17,732
7	10/17 @ PIT	L, 1-4	2-3-2	Stamkos (p)	Gonchar	1-7	6-7	23-33	29-30	17,132
8	10/22 vs. SJS	W, 5-2	3-3-2	Wright, Malone, Stamkos, Meszaros, Stamkos	Malone	0-1	2-3	25-34	41-20	13,343
9	10/24 vs. BUF	L, 2-3**	3-3-3	Lecavalier, Stamkos	Myers	0-2	3-3	26-32	30-41	15,804
10	10/29 vs. OTT	W, 5-2	4-3-3	Stamkos (p), Fedoruk, Malone, Stamkos (p), Tanguay	Malone	2-6	3-3	27-23	41-30	13,213
11	10/31 vs. NJD	L, 1-2**	4-3-4	Stamkos	Clarkson	0-3	4-4	19-38	30-30	12,154
12	11/2 @ PHI	L, 2-6	4-4-4	Stamkos, Halpern	Carter	0-2	2-4	28-31	29-41	18,667
13	11/3 @ TOR	W, 2-1*	5-4-4	Lecavalier, Malone (y)	Malone	0-4	7-8	32-41	30-50	19,301
14	11/5 @ OTT	L, 2-3*	5-4-5	Tanguay (p), Stamkos (p)	Spezza	2-7	4-6	20-29	33-30	17,511
15	11/7 @ MTL	W, 3-1	6-4-5	Malone (p), Tanguay, Wright	Tanguay	1-3	0-1	21-37	30-31	21,273
16	11/12 vs. MIN	W, 4-3**	7-4-5	Stamkos (s), Downie, Malone (p), Lecavalier (x)	Lecavalier	1-4	3-4	22-34	30-32	14,530
17	11/14 vs. LAK	L, 1-2**	7-4-6	Malone	Kopitar	0-5	3-4	29-30	32-30	16,612

	OPPONENT	RESULT	RECORD	SCORERS	W GOAL	PP	PK	SF - SA	W - L GLTND	ATTEND.
18	11/16 @ PHX	W, 4-1	8-4-6	Lecavalier, Tanguay (p), St. Louis, Lecavalier	Tanguay	1-6	2-2	19-31	41-1	9,503
19	11/19 @ ANA	L, 3-4*	8-4-7	Halpern, Stamkos, Malone (p)	Niedermayer	1-4	4-7	24-27	1-41	14,555
20	11/21 @ CAR	L, 1-3	8-5-7	St. Louis (p)	Jokinen	1-4	4-5	21-27	34-41	13,224
21	11/22 @ ATL	W, 4-3*	9-5-7	Veilleux, Malone, Foster (p), Stamkos (y)	Stamkos	1-5	3-3	40-31	30-31	13,342
22	11/25 vs. TOR	L, 3-4	9-6-7	Meszaros (p), Lecavalier, Malone	Stajan	1-3	3-3	31-35	50-30	15,333
23	11/27 vs. NYR	W, 5-1	10-6-7	Stamkos, Foster (p), Downie (p),Szczechura, Foster	Foster	2-2	2-2	31-27	41-30	17,608
24	11/28 @ DAL	L, 3-4*	10-6-8	Szczechura, Stamkos (p), Halpern	Wandell	1-3	3-6	28-38	31-41	17,334
25	11/30 vs. COL	L, 0-3	10-7-8	-----	Duchene	0-7	4-5	33-29	41-30	12,214
26	12/2 @ BOS	L, 1-4	10-8-8	Halpern	Bergeron	0-6	2-3	40-39	30-41	16,553
27	12/4 @ NJD	L, 2-3	10-9-8	Lecavalier, Downie (p)	Langenbrunner	1-4	2-4	24-19	30-30	15,336
28	12/5 vs. NYI	W, 4-0	11-9-8	Malone, Downie (p), Halpern (p), Hedman	Malone	2-3	6-6	25-30	41-30	13,577
29	12/7 vs. WSH	L, 0-3	11-10-8	-----	Ovechkin	0-3	4-5	26-34	1-41	12,400
30	12/9 vs. EDM	L, 2-3	11-11-8	St. Louis, Hedman	Stortini	0-4	4-4	34-32	38-41	13,477
31	12/11 @ COL	L, 1-2**	11-11-9	Downie	Wolski	0-1	3-3	22-34	41-30	12,188
32	12/13 @ CHI	L, 0-4	11-12-9	-----	Kane	0-5	7-7	18-29	31-30	21,081
33	12/15 @ NSH	L, 4-7	11-13-9	Stamkos, Lecavalier (p), Foster (p), Lecavalier	Jones	2-4	2-2	34-27	35-41	15,084
34	12/17 @ DET	L, 0-3	11-14-9	-----	Miller	0-5	2-2	30-22	35-41	19,474
35	12/18 @ STL	W, 6-3	12-14-9	St. Louis, Stamkos, Foster Halpern, Halpern, Stamkos	Stamkos	0-4	3-5	24-26	30-50	19,950
36	12/21 vs. NYI	W, 4-2	13-14-9	Stamkos, Lecavalier, Malone (p), Malone (p)	Malone	2-4	5-6	28-38	41-30	10,864
37	12/23 vs. PHI	L, 2-5	13-15-9	Konopka, Hedman	Betts	0-3	2-3	33-36	49-41	16,177
38	12/26 vs. ATL	W, 4-3	14-15-9	Downie, Lundin, Tanguay, Malone	Tanguay	0-1	3-3	34-27	41-31	15,437
39	12/28 vs. BOS	W, 2-1	15-15-9	Tanguay, St. Louis (p)	St. Louis	1-5	3-3	39-32	41-30	16,926
40	12/30 vs. MTL	L, 1-2*	15-15-10	Foster	Plekaneck	0-2	3-3	35-35	31-41	18,441+
41	1/2 vs. PIT	W, 3-1	16-15-10	St. Louis, Konopka, Downie	Konopka	0-4	4-4	37-26	41-29	20,109+
42	1/6 @ BUF	L, 3-5	16-16-10	St. Louis, Hedman, Lecavalier	Stafford	0-3	2-3	39-35	30-41	18,690
43	1/8 @ NJD	W, 4-2	17-16-10	Downie (p), Bochenski (p), Stamkos, Stamkos	Stamkos	2-5	4-4	14-35	41-30	15,129
44	1/9 @ PHI	L, 1-4	17-17-10	St. Louis	Hartnell	0-5	4-5	18-31	49-30	19,678
45	1/12 vs. WSH	W, 7-4	18-17-10	Lecavalier, Stamkos (p), Stamkos (p), Veilleux, St. Louis (p), Foster, Halpern (p)	St. Louis	4-7	2-4	36-36	30-60	13,891
46	1/14 vs. FLA	L, 2-3	18-18-10	Halpern, Downie	Olesz	0-1	2-2	30-29	29-30	13,516
47	1/16 @ FLA	L, 2-5	18-19-10	Tanguay, Meszaros (p)	Allen	1-4	1-3	49-23	29-30	15,971
48	1/18 @ CAR	W, 3-2	19-19-10	Malone, Lecavalier (p), Downie	Downie	1-2	4-4	42-22	30-30	16,031
49	1/19 @ NYR	L, 2-8	19-20-10	Lecavalier, Tanguay (p)	Drury	1-5	2-4	23-31	30-30	18,200
50	1/21 vs. TOR	W, 3-2*	20-20-10	Stamkos, Malone (p), St. Louis (p, y)	St. Louis	2-7	4-6	32-22	30-50	13,691
51	1/23 vs. ATL	W, 2-1**	21-20-10	Stamkos (p), Halpern (x)	Halpern	1-4	6-6	26-38	30-1	16,212
52	1/27 vs. MTL	W, 3-0	22-20-10	St. Louis, Lecavalier, Stamkos (p)	St. Louis	1-3	3-3	30-33	30-31	14,404
53	1/29 vs. ANA	L, 1-2**	22-20-11	St. Louis	Wisniewski	0-2	1-2	31-32	1-30	15,230
54	1/31 @ WSH	L, 2-3	22-21-11	St. Louis, Stamkos (p)	Ovechkin	1-2	2-3	27-31	60-41	18,277
55	2/2 @ ATL	W, 2-1	23-21-11	Veilleux, St. Louis	St. Louis	0-3	3-3	24-27	30-31	11,390
56	2/4 vs. NYI	W, 5-2	24-21-11	Stamkos (p), St. Louis, Lecavalier, Stamkos, Tanguay	Lecavalier	1-3	4-4	31-36	30-30	13,891
57	2/6 vs. CGY	W, 2-1*	25-21-11	Stamkos, Meszaros (y)	Meszaros	0-5	3-4	23-26	30-34	15,859
58	2/9 vs. VAN	W, 3-1	26-21-11	Stamkos (p), St. Louis (s), St. Louis	St. Louis	1-5	4-5	19-40	30-1	14,226
59	2/11 vs. BOS	L, 4-5	26-22-11	St. Louis, St. Louis (p), Downie, Downie	Lucic	1-5	2-3	35-36	40-41	15,826
60	2/13 @ NYI	L, 4-5	26-23-11	Stamkos, Lundin, Thompson, Downie	Park	0-5	4-4	42-33	43-30	12,337
61	2/14 @ NYR	L, 2-5	26-24-11	Stamkos (p), Downie,	Christensen	1-3	4-4	49-23	30-41	18,200
62	3/2 vs. PHI	L, 2-7	26-25-11	Stamkos, Stamkos	Gagne	0-7	6-9	38-34	49-30	17,812
63	3/4 @ WSH	L, 4-5	26-26-11	Downie (p), Lecavalier (p), Lecavalier, Stamkos	S. Walker	2-5	3-3	29-34	1-41	18,277
64	3/6 vs. ATL	W, 6-2	27-26-11	St. Louis, Stamkos (p), Szczechura, Purcell (EV-PS), Lecavalier, Stamkos	Szczechura	1-4	5-5	30-31	30-1	19,926
65	3/9 @ MTL	L, 3-5	27-27-11	Stamkos (p), Walker, St. Louis	Darche	1-4	1-2	31-28	41-30	21,273
66	3/11 @ TOR	L, 3-4*	27-27-12	Stamkos (p), Foster, Downie	Kessel	1-2	2-2	33-38	35-41	19,910
67	3/12 @ WSH	W, 3-2	28-27-12	Bochenski, Walker, Lecavalier	Lecavalier	0-1	2-4	27-30	30-1	18,277
68	3/14 vs. PIT	L, 1-2	28-28-12	Lecavalier	Gonchar	0-3	4-5	22-39	39-30	20,230+
69	3/16 vs. PHX	L, 1-2	28-29-12	Fedoruk	Lombardi	0-4	3-3	28-28	30-30	14,517
70	3/18 vs. BUF	L, 2-6	28-30-12	Downie, Lecavalier (p)	Pominville	1-4	6-7	25-28	30-30	16,868
71	3/20 vs. WSH	L, 1-3	28-31-12	Lecavalier	Ovechkin	0-5	4-4	34-28	60-30	19,844
72	3/21 @ FLA	L, 2-5	28-32-12	Downie, Stamkos (p)	Stillman	1-2	4-5	31-40	30-41	14,831
73	3/23 vs. CAR	W, 3-2*	29-32-12	St. Louis, Downie (p), St. Louis (y)	St. Louis	1-3	1-1	27-29	30-34	13,009
74	3/25 @ BOS	W, 5-3	30-32-12	Stamkos, St. Louis, Szczechura, Stamkos (p), Szczechura (p)	Stamkos	2-3	3-3	18-50	30-40	17,565
75	3/27 @ BUF	L, 1-7	30-33-12	Downie	Roy	0-2	1-4	23-26	40-30	18,690
76	3/30 @ CBJ	L, 2-3	30-34-12	Lundin, Lecavalier (p)	Nash	1-4	5-6	18-25	1-30	15,760
77	3/31 @ PIT	W, 2-0	31-34-12	Stamkos (p), Downie	Stamkos	1-4	4-4	17-27	41-29	17,132
78	4/2 vs. NYR	L, 0-5	31-35-12	-----	Prust	0-4	2-3	30-22	30-41	17,909
79	4/6 vs. CAR	L, 5-8	31-36-12	Stamkos, Bochenski, Purcell, Meszaros, Bochenski	Staal	0-3	3-4	37-41	30-41	12,454
80	4/8 vs. OTT	W, 4-3**	32-36-12	St. Louis, Purcell (p), Stamkos (p), Purcell (x)	Purcell	2-4	6-9	29-38	41-30	15,876
81	4/10 vs. FLA	W, 4-3**	33-36-12	Stamkos (p), Stamkos (p), St. Louis	Stamkos	2-5	5-6	37-32	30-30	17,050
82	4/11 @ FLA	W, 3-1	34-36-12	Tanguay, Lecavalier, Stamkos	Lecavalier	0-5	2-2	31-31	41-30	15,884
82	4/9 @ CAR	W, 6-2	46-25-11	Moore, Lecavalier, Stamkos, Clark, Gagne, St. Louis	Stamkos	0-1	6-7	35-44	41-30	17,805
	*	Overtime		(p)	Power Play Goal		(y)	Overtime Game-Winner		
	**	Shootout		(s)	Shorthanded Goal			(EV-PS) Successful Penalty Shot		
	+	Shootout		(x)	Shootout Game-Winner					

2008-2009 STATS

PLAYERS

POS	#	PLAYER	GP	G	A	P	+/-	PIM	PP	SH	GW	OT	S	S%	TOI/G
R	26	Martin St. Louis	82	30	40	80	4	14	7	2	3	1	262	11.5	21:17
C	4	Vincent Lecavalier	77	29	38	67	-9	54	10	1	6	1	291	10	20:15
C	91	Steven Stamkos	79	23	23	46	-13	39	9	0	1	0	181	12.7	14:56
L	12	Ryan Malone	70	26	19	45	4	98	7	0	3	0	124	21	17:45
C	20	Vaclav Prospal	82	19	26	45	-20	52	7	0	2	0	194	9.8	17:40
D	2	Lukas Krajicek	71	2	17	19	-8	48	0	0	0	0	66	3	19:37
R	11	Jeff Halpern	52	7	9	16	-13	32	1	1	1	0	60	11.7	12:01
C	76	Evgeny Artyukhin	73	6	10	16	1	151	1	0	0	0	100	6	10:40
D	21	Cory Murphy	32	5	11	16	-4	14	4	0	0	0	55	9.1	17:57
D	14	Andrej Meszaros	52	2	14	16	-4	36	1	0	1	0	87	2.3	24:10
L	24	Matt Pettinger	59	8	7	15	-14	24	2	0	1	0	82	9.8	12:18
D	54	Paul Ranger	42	2	11	13	-5	56	0	0	0	0	29	2.9	24:30
R	18	Adam Hall	74	5	5	10	-9	29	1	0	0	0	90	5.6	11:11
C	38	Paul Szczechura	31	4	5	9	-1	12	1	0	0	0	51	7.8	13:33
D	6	Josef Melichar	39	0	9	9	0	37	0	0	0	0	19	0	13:46
D	55	Matt Lashoff	28	0	8	8	-6	20	0	0	0	0	25	0	17:40
L	10	Gary Roberts	30	4	3	7	-11	27	2	0	1	0	32	12.5	11:38
R	9	Steve Downie	29	3	3	6	-2	65	0	0	1	0	26	11.5	8:25
R	17	Radim Vrbata	18	3	3	6	-1	8	1	0	0	0	41	7.3	14:13
C	34	Ryan Craig	54	2	4	6	-7	60	0	0	0	0	64	3.1	10:16
R	44	Martins Karsums	24	1	5	6	-8	6	0	0	0	0	28	3.6	11:11
D	22	Marek Malik	42	0	5	5	-3	36	0	0	0	0	22	0	19:09
D	32	Matt Smaby	43	0	4	4	-11	50	0	0	0	0	28	0	19:05
D	29	Janne Niskala	6	1	2	3	0	6	1	0	0	0	10	10	13:42
D	50	Richard Petiot	11	0	3	3	5	21	0	0	0	0	10	0	20:36
D	56	Vladimir Mihalik	11	0	3	3	-3	6	0	0	0	0	7	0	13:23
D	7	Noah Welch	40	1	1	2	-9	25	0	0	0	0	22	4.5	10:56
L	33	David Koci	37	1	1	2	1	141	0	0	0	0	13	7.7	5:57
D	39	Mike Lundin	25	0	2	2	-4	4	0	0	0	0	8	0	16:38
C	28	Zenon Konopka	7	0	1	1	-1	29	0	0	0	0	6	0	7:00
R	27	Brandon Bochenski	7	0	1	1	-3	2	0	0	0	0	11	0	10:47
L	52	Radek Smolenak	6	0	1	1	1	10	0	0	0	0	14	0	8:20
D	51	Kevin Quick	6	0	1	1	0	0	0	0	0	0	7	0	13:23
D	3	Ty Wishgart	5	0	1	1	0	0	0	0	0	0	2	0	10:07
R	53	Brandon Segal	2	0	0	0	0	0	0	0	0	0	2	0	13:47
R	16	Jason Ward	1	0	0	0	0	2	0	0	0	0	1	0	9:31
R	71	Geoff Kinrade	1	0	0	0	-1	0	0	0	0	0	1	0	17:32

TRADED PLAYERS

POS	#	PLAYER	GP	G	A	P	+/-	PIM	PP	SH	GW	OT	S	S%	TOI/G
D	5	Matt Carle	12	1	1	2	1	6	0	0	0	0	13	7.7	21:57
D	44	Steve Eminger	50	4	19	23	-4	36	2	0	0	0	63	6.3	23:33
C	77	Chris Gratton	18	0	2	2	-3	10	0	0	0	0	16	0.0	10:47
D	6	Andrew Hutchinson	2	0	0	0	-5	0	0	0	0	0	2	0.0	14:43
L	36	Jussi Jokinen	46	6	10	16	-8	16	2	0	0	0	64	9.4	15:38
D	55	Shane O'Brien	1	0	0	0	-1	0	0	0	0	0	0	0.0	14:04
R	8	Mark Recchi	62	13	32	45	-15	20	2	0	1	0	97	13.4	16:53

GOALTENDERS

#	PLAYER	GP	TOI	GAA	W	L	OTL	SA	GA	SV	SV%	SO	G	A	PIM
41	Mike Smith	41	2471:21	2.62	14	18	9	1282	198	1174	.916	2	0	1	23
30	Mike McKenna	15	775:51	3.56	4	8	1	406	46	360	.887	1	0	1	0
31	Karri Ramo	24	1311:54	3.66	4	10	7	756	80	676	.894	0	0	1	2
35	Riku Helenius	1	6:52	0	0	0	0	2	0	2	1	0	0	0	0

TRADED GOALTENDERS

#	PLAYER	GP	TOI	GAA	W	L	OTL	SA	GA	SV	SV%	SO	G	A	PIM
37	Olaf Kolzig	8	410:03	3.66	2	4	1	245	25	220	.898	0	0	0	0

2008-2009 GAME-BY-GAME RESULTS

#	OPPONENT	RESULT	RECORD	SCORERS	W GOAL	PP	PK	SF - SA	W-L GLTNR	ATTEND.
1	10/4 vs. NYR	L, 1-2	0-1-0	St. Louis	17	0-4	6-7	21-41	30-41	17,085
2	10/5 @ NYR	L, 1-2	0-2-0	Hall	19	1-4	5-5	19-39	30-37	17,085
3	10/11 vs. CAR	L, 3-4*	0-2-1	Recchi, Niskala (p), Lecavalier (p)	12	2-7	7-9	29-46	49-41	18,552
4	10/16 vs. NYI	L, 3-4*	0-2-2	Lecavalier, Prospal (p), Malone	7	1-7	8-0	36-36	35-37	14,420
5	10/18 vs. MIN	L, 0-1**	0-2-3	-----	20	0-3	6-6	32-21	32-41	15,191
6	10/21 vs. ATL	W, 3-2*	1-2-3	Recchi , Prospal, Lecavalier (p)	4	1-5	3-3	38-33	41-32	13,922
7	10/25 vs. SIS	L, 0-3	1-3-3	-----	11	0-2	5-6	45-22	33-41	16,831
8	10/28 @ TOR	W, 3-2	2-3-3	Jokinen, Lecavalier, Lecavalier (p)	4	1-5	4-6	25-39	41-35	19,348

	OPPONENT	RESULT	RECORD	SCORERS	W	GOAL	PP	PK	SF - SA	W-L GLTNR	ATTEND.
9	10/30 @ BUF	W, 5-2	3-3-3	Stamkos (p), Jokinen, Malone, Ranger, Stamkos	12	1-3	4-5	40-31	37-30		18,690
10	11/01 vs. OTT	W, 3-2**	4-3-3	Lecavalier, Carle, Artyukhin (x)	76	0-4	2-3	34-31	41-31		16,104
11	11/05 @ NJD	L, 3-4**	4-3-4	Jokinen, Jokinen (p), St. Louis (p)	15	2-3	1-2	27-38	1-41		11,619
12	11/06 @ NYR	L, 2-5	4-4-4	St. Louis, Malone (p)	23	1-3	5-8	38-35	30-41		18,200
13	11/08 @ PHI	W, 2-1	5-4-4	Jokinen, Prospal	20	0-5	4-5	22-36	41-43		19,412
14	11/10 @ WSH	L, 2-4	5-5-4	Roberts (p), Roberts (p)	16	2-5	3-3	36-30	1-37		17,932
15	11/12 @ FLA	L, 0-4	5-6-4	-----	24	0-5	4-6	24-31	31-41		12,104
16	11/13 vs. DET	L, 3-4	5-7-4	Recchi, Jokinen (p), Pettinger	40	1-4	3-5	18-39	30-37	20,544+	
17	11/16 @ CAR	L, 2-3**	5-7-5	St. Louis, Lecavalier (p)	15	1-5	5-5	28-30	30-41		13,781
18	11/18 vs. FLA	L, 3-4**	5-7-6	Vrbata, Artyukhin, Eminger	16	0-2	3-5	52-36	29-41		16,176
19	11/21 vs. NSH	W, 4-1	6-7-6	Lecavalier (p), Lecavalier, Recchi, Prospal	4	1-6	7-7	24-35	41-39		16,444
20	11/23 vs. NJD	L, 3-7	6-8-6	Vrbata, St. Louis, Malone (EV-PS)	14	0-4	2-2	29-45	35-37		14,222
21	11/26 vs. NYR	L, 2-3**	6-8-7	Malone (p), Recchi	91	1-6	5-6	29-35	30-41		16,991
22	11/28 @ MIN	L, 2-4	6-9-7	Vrbata (p), Malone	9	1-5	3-3	37-33	32-41		18,568
23	11/29 @ COL	L, 3-4	6-10-7	Lecavalier, Malone (p), Stamkos (p)	54	2-6	3-4	20-31	1-41		18,007
24	12/02 @ PHI	L, 3-4*	6-10-8	Recchi (p), Prospal (p), Downie	18	2-6	2-5	38-32	43-41		19,227
25	12/04 vs. BOS	L, 1-3	6-11-8	St. Louis	46	0-3	1-1	31-26	30-41		15,598
26	12/06 vs. BUF	L, 3-4	6-12-8	St. Louis, Ranger, Prospal	27	0-6	6-6	23-27	30-41		17,154
27	12/08 @ BOS	L, 3-5	6-13-8	Hall, Lecavalier, Szczechura	33	0-4	4-6	29-24	30-41		16,973
28	12/10 @ BUF	L, 2-4	6-14-8	St. Louis, Recchi	9	0-4	4-6	28-37	30-41		18,431
29	12/11 @ MTL	W, 3-1	7-14-8	St. Louis, Lecavalier, St. Louis (s)	4	0-4	5-6	22-32	37-41		21,273
30	12/13 @ OTT	L, 0-2	7-15-8	-----	45	0-5	7-8	24-33	29-41		18,446
31	12/18 vs. COL	L, 1-2**	7-15-9	Halpern	23	0-1	5-5	38-35	1-41		16,333
32	12/20 @ ATL	L, 3-4	7-16-9	St. Louis (p), Hall, St. Louis (p)	42	2-6	3-4	39-30	32-41		14,395
33	12/23 @ PIT	W, 2-0	8-16-9	Pettinger, Szczechura (p)	24	1-3	3-3	29-15	41-29		17,064
34	12/26 @ FLA	W, 4-3**	9-16-9	Eminger, Recchi, Artyukhin, Malone (x)	12	0-5	4-5	35-28	41-31		16,961
35	12/27 vs. FLA	W, 6-4	10-16-9	Stamkos, Artyukhin (p)	12	1-6	6-8	42-29	41-29		18,226
				Lecavalier, Lecavalier, Malone, St. Louis							
36	12/30 vs. MTL	L, 1-2**	10-16-10	Prospal (p)	40	1-5	6-6	22-30	31-41	20,454+	
37	01/01 @ WSH	L, 4-7	10-17-10	Lecavalier, Malone, Hall (s), Lecavalier	17	0-3	2-2	27-35	1-41		18,277
38	01/03 vs. CAR	L, 2-3	10-18-10	Craig, Lecavalier	25	0-2	3-3	19-28	30-41		15,873
39	01/04 @ ATL	W, 4-1	11-18-10	Eminger (p), St. Louis, Prospal (p), Halpern	26	2-4	2-2	35-28	41-32		10,750
40	01/08 @ PHX	L, 2-3	11-19-10	Meszaros, Halpern (p)	91	1-2	2-3	24-27	30-41		13,736
41	01/09 @ ANA	W, 4-3	12-19-10	St. Louis (s), Prospal, Malone (p), Malone	12	1-3	3-4	19-32	31-1		17,174
42	01/12 @ LAK	W, 3-1	13-19-10	Artyukhin, Recchi, Lecavalier	8	0-4	4-4	22-30	41-31		16,511
43	01/13 @ SJS	L, 1-7	13-20-10	Stamkos	19	0-2	5-8	25-42	20-31		17,496
44	01/15 vs. PHI	W, 4-1	14-20-10	St. Louis, Meszaros (p), Craig, Lecavalier (EV-PS)	14	1-4	2-3	44-32	41-43		15,604
45	01/17 vs. FLA	L, 3-4	14-21-10	Lecavalier, Prospal (p), Malone	4	1-4	0-2	33-21	29-41		17,217
46	01/19 vs. DAL	W, 4-2	15-21-10	Lecavalier (s), Stamkos, Lecavalier (p), Prospal	4	1-2	6-7	20-25	41-35		13,991
47	01/21 vs. BUF	W, 5-3	16-21-10	Eminger (p), Downie, Krajicek, Halpern, Murphy (p)	11	2-4	3-5	26-34	41-30		15,611
48	01/27 vs. MTL	W, 5-3	17-21-10	Malone, Lecavalier (p), Prospal, Downie, St. Louis (p)	9	2-7	4-4	24-34	41-31		15,912
49	01/29 @ CAR	L, 2-3	17-22-10	Recchi, Malone	12	0-3	5-5	29-31	41-30		16,405
50	01/30 vs. PHI	L, 1-6	17-23-10	Prospal (p)	6	1-9	4-5	42-32	30-41		18,120
51	02/03 @ NYI	L, 1-3	17-24-10	Lecavalier (p)	2	1-6	5-6	30-27	34-31		9,808
52	02/04 @ PIT	L, 3-4*	17-24-11	Malone, St. Louis, Lecavalier	71	0-3	6-7	24-35	29-30		16,977
53	02/07 vs. NYI	W, 1-0	18-24-11	Roberts	10	0-4	4-4	28-28	30-34		14,810
54	02/10 vs. ATL	L, 1-3	18-25-11	Downie	13	0-5	3-3	41-24	32-30		13,490
55	02/12 vs. TOR	W, 6-4	19-25-11	Malone, Malone, Recchi (p), St. Louis (p), Stamkos (p), Lecavalier	91	3-4	1-2	31-25	30-31		16,526
56	02/14 vs. WSH	L, 1-5	19-26-11	Malone	8	0-3	3-4	32-32	38-30		17,249
57	02/17 vs. CHI	L, 3-5	19-27-11	Stamkos, Stamkos (p), Stamkos(p)	37	2-6	3-5	23-49	38-31		15,431
58	02/19 vs. NJD	L, 2-3**	19-27-12	Malone, Malone	26	0-4	2-4	41-40	1-31		14,408
59	02/20 @ CAR	L, 1-4	19-28-12	Prospal	36	0-3	2-6	13-41	30-30		17,711
60	02/20 vs. BOS	W, 4-3	20-28-12	Halpern, Hall, Recchi, Prospal (p)	20	1-6	3-4	18-43	31-35		18,454
61	02/24 @ EDM	L, 3-5	20-29-12	Murphy (p), Stamkos, Murphy	44	1-3	6-6	29-45	35-31		16,839
62	02/27 @ VAN	L, 1-2	20-30-12	Stamkos	18	0-1	4-5	21-25	1-31		18,630
63	03/01 @ CGY	W, 8-6	21-30-12	Artyukhin, St. Louis, Lecavalier, Stamkos, Prospal (p), Malone (p), Lecavalier (p), St. Louis	4	3-5	0-3	32-39	30-1		19,289
64	03/03 vs. PIT	L, 1-3	21-31-12	Prospal	14	0-1	2-3	33-33	29-31		19,908+
65	03/06 vs. STL	L, 3-4*	21-31-13	St. Louis (p), Pettinger, Stamkos	22	1-3	4-5	23-36	50-31		13,831
66	03/07 vs. CAR	L, 3-9	21-32-13	St. Louis, Lecavalier, Malone	77	0-4	3-5	25-37	30-31		15,692
67	03/11 @ OTT	L, 2-3*	21-32-14	Murphy (p), Hall (p)	12	2-5	5-6	24-27	30-31		19,231
68	03/12 @ TOR	W, 4-1	22-32-14	Pettinger, St. Louis, Malone (p), Szczechura	26	1-4	3-3	30-21	31-29		19,209
69	03/14 @ FLA	W, 4-3**	23-32-14	Murphy (p), St. Louis, Halpern, Stamkos (x)	91	1-4	2-3	27-37	31-29		17,734
70	03/17 vs. TOR	L, 3-4**	23-32-15	Lecavalier (p), Stamkos (p), Pettinger	39	2-6	5-5	22-39	31-31		18,793
71	03/19 vs. WHS	L, 2-5	23-33-15	Stamkos (p), St. Louis	25	1-4	3-4	28-30	40-30		16,541
72	03/21 vs. ATL	L, 3-4**	23-33-16	Stamkos, Stamkos (p), Prospal (p)	13	2-5	4-6	29-36	1-31		15,391
73	03/24 vs. CBJ	W, 2-1*	24-33-16	Malone (p), St. Louis	26	1-1	3-3	17-34	30-1		14,454
74	03/26 @ MTL	L, 2-3*	24-33-17	Koci, Krajicek	11	0-1	7-8	19-36	31-31		21,273
75	03/27 @ WSH	L, 3-5	24-34-17	St. Louis, Stamkos, Prospal	2	0-4	6-9	36-39	60-30		18,277
76	03/29 vs. OTT	L, 0-3	24-35-17	-----	15	0-4	3-5	20-29	30-31		16,427
77	03/31 @ BOS	L, 1-3	24-36-17	Stamkos	33	0-5	4-6	25-39	35-30		16,996
78	04/03 @ NJD	L, 3-4*	24-36-18	Artyukhin, Stamkos (p), Malone	9	1-2	2-3	22-39	30-31		17,625
79	04/04 @ NYI	L, 1-3	24-37-18	Pettinger (p)	24	1-3	3-5	30-21	34-30		12,809
80	04/07 vs. PIT	L, 4-6	24-38-18	Halpern (s), St. Louis, Szczechura, Halpern	26	0-7	3-5	37-31	29-31		19,538
81	04/09 vs. WSH	L, 2-4	24-39-18	Stamkos, Pettinger	39	0-5	4-5	24-33	60-31		18,891
82	04/11 vs. ATL	L, 2-6	24-40-18	Pettinger (p), Stamkos	17	1-5	5-7	35-26	32-30		17,712

2007-2008 STATS

2007-2008 INDIVIDUAL SCORING
(31-42-9, 71 pts., 5th Southeast Division)

PLAYERS																
POS	#	PLAYER	GP	G	A	P	+/-	PIM	PP	SH	GW	OT	S	S%	TOI/G	
C	4	Vincent Lecavalier	81	40	52	92	-17	89	10	1	7	0	318	12.6	22:57	
R	26	Martin St. Louis	82	25	58	83	-23	26	10	2	5	0	241	10.4	24:17	
C	11	Jeff Halpern	83	20	22	42	0	54	4	1	2	0	132	15.2	16:46	
L	10	Jussi Jokinen	72	16	26	42	-14	18	6	0	2	0	131	12.2	14:27	
R	7	Michel Ouellet	64	17	19	36	11	12	5	0	0	0	132	12.9	13:37	
D	54	Paul Ranger	72	10	21	31	-13	56	0	1	0	0	105	9.5	25:13	
D	71	Filip Kuba	75	6	25	31	-8	40	2	0	0	0	113	5.3	24:57	
D	22	Dan Boyle	37	4	21	25	-29	57	2	0	1	1	74	5.4	27:24	
L	21	Mathieu Darche	73	7	15	22	-14	20	1	1	0	0	120	5.8	14:25	
C	77	Chris Gratton	60	10	11	21	-7	77	1	0	1	0	92	10.9	12:42	
D	55	Shane O'Brien	77	4	17	21	-2	154	0	1	0	0	69	5.8	21:13	
R	16	Jason Ward	79	8	6	14	-18	42	1	1	0	0	85	9.4	12:32	
C	29	Craig MacDonald	65	2	9	11	-10	16	0	0	0	0	84	2.4	10:52	
C	74	Nick Tarnasky	80	6	4	10	-15	78	1	0	1	0	91	6.6	8:14	
R	36	Andre Roy	63	4	3	7	-1	108	0	0	0	0	38	10.5	5:27	
D	37	Brad Lukowich	59	1	6	7	-15	20	0	0	0	0	28	3.6	16:36	
D	2	Alexandre Picard	24	3	3	6	-12	10	1	0	1	0	24	12.5	20:25	
D	39	Mike Lundin	81	0	6	6	3	16	0	0	0	0	33	0	13:47	
C	24	Andreas Karlsson	58	2	2	4	-7	10	0	0	1	0	31	6.5	9:39	
D	3	Doug Janik	61	1	3	4	-3	45	0	0	0	0	23	4.3	9:19	
R	42	Junior Lessard	21	1	1	2	-6	11	0	0	0	0	21	4.8	9:52	
C	34	Ryan Craig	7	1	1	2	-1	0	1	0	0	0	8	12.5	13:03	
R	56	Kyle Wanvig	7	1	0	1	-1	7	0	0	1	0	10	10	10:09	
D	32	Matt Smaby	14	0	0	0	-6	12	0	0	0	0	7	0	12:08	
L	61	Karl Stewart	9	0	0	0	-2	2	0	0	0	0	2	0	4:06	
D	38	Jay Leach	2	0	0	0	-1	0	0	0	0	0	0	0	4:37	
C	49	Blair Jones	4	0	0	0	0	0	0	0	0	0	1	0	1:55	

TRADED PLAYERS																
POS	#	PLAYER	GP	G	A	P	+/-	PIM	PP	SH	GW	S	S%	TOI/G		
L	17	Jan Hlavac	62	9	13	22	-10	32	0	0	0	123	7.3	14:45		
D	2	Dan Jancevski	2	0	0	0	-1	2	0	0	0	0	0.0	2:22		
L	20	Vaclav Prospal	62	29	28	57	-7	39	9	0	4	175	16.6	19:59		
C	19	Brad Richards	62	18	33	51	-25	15	9	1	4	228	7.9	24:16		

GOALTENDERS																
#	PLAYER	GP	TOI	GAA	W	L	OTL	SA	GA	SV	SV%	SO	G	A	PIM	
41	Mike Smith	34	1,945:41	2.59	15	19	0	848	84	764	0.901	3	0	1	12	
31	Karri Ramo	22	1,268:43	3.03	7	11	3	632	64	568	0.899	0	0	1	4	
30	Marc Denis	10	414:56	4.05	1	5	0	199	28	171	0.859	0	0	0	2	

TRADED GOALTENDERS																
#	PLAYER	GP	TOI	GAA	W	L	OTL	SA	GA	SV	SV%	SO	G	A	PIM	
40	Johan Holmqvist	45	2469:14	3.01	20	16	6	1129	124	1005	.890	2	0	1	0	

2007-2008 GAME-BY-GAME RESULTS

#	OPPONENT	RESULT	RECORD	SCORERS	W GOAL	PP	PK	SF - SA	W - L GLTNR	ATTEND.
1	10/4 vs. NJ	W, 3-1	1-0-0	Lecavalier, Lecavalier, Prospal	4	0-3	4-5	24-27	40-30	19,454
2	10/6 vs. ATL	W, 5-2	2-0-0	Prospal, Prospal(p), Richards (s), Lecavalier, Richards (p)	19	2-6	3-4	34-15	40-1	19,220
3	10/10 vs. FLA	W, 2-1	3-0-0	Gratton, Gratton(p)	77	1-5	5-5	23-31	40-31	18,540
4	10/13 @ FLA	L, 4-6	3-1-0	Roy, Prospal (p), Prospal, Hlavac	15	1-8	5-8	44-28	29-30	15,801
5	10/18 @ BOS	L, 1-4	3-2-0	Richards	16	0-2	0-0	36-24	30-40	16,363
6	10/20 vs. ATL	W, 6-2	4-2-0	Prospal, Gratton, Lecavalier, St. Louis(p), Darche, Prospal(p)	4	2-5	2-2	30-20	40-1	19,420
7	10/24 @ WSH	L, 3-5	4-3-0	Ward,Ranger(s), St. Louis	17	0-3	4-4	29-29	37-30	10,226
8	10/25 vs. PHI	W, 5-2	5-3-0	Ward,Richards(p),Prospal(p), Ouellet,Richards	20	2-4	5-5	26-23	40-30	18,616
9	10/27 vs. BUF	L, 3-4*	5-3-1	Prospal,Ouellet,Lecavalier(p)	26	1-4	2-3	34-26	30-40	19,804+
10	10/29 @ NYR	L, 1-3	5-4-1	Lecavalier	14	0-4	5-7	22-35	30-40	18,200
11	10/31 @ NJ	L, 1-6	5-5-1	Lecavalier(p)	20	1-3	3-4	22-30	30-40	13,218
12	11/1 @ NYI	L, 0-4	5-6-1	-----	13	0-3	4-4	28-32	39-30	11,008
13	11/3 vs. ATL	L, 4-6	5-7-1	O'Brien, O'Brien, Ouellet(p), Richards(p)	9	2-4	2-3	34-22	33-40	19155
14	11/5 @ FLA	L, 3-4	5-8-1	St. Louis(p), Lukowich, Ouellet	10	1-3	3-5	27-30	29-40	10,149
15	11/7 vs. FLA	W, 3-1	6-8-1	Hlavac, St. Louis, Lecavalier	26	0-6	2-2	34-23	40-29	16,526
16	11/8 @ CAR	W, 5-1	7-8-1	Lecavalier, O'Brien, Kuba, O'Brien, Prospal(p)	55	1-4	3-3	31-41	40-30	14,017

	OPPONENT	RESULT	RECORD	SCORERS	W GOAL	PP	PK	SF - SA	W - L GLTNR	ATTEND.
17	11/10 @ WSH	W, 5-2	8-8-1	Kuba(p), Prospal, St. Louis, Craig(p), Ranger	26	2-4	2-2	34-25	40-37	14,617
18	11/14 vs. CAR	W, 6-1	9-8-1	Ranger, Lecavalier, St. Louis, Lecavalier, Prospal, Lecavalier(s)	4	0-4	5-6	28-29	40-47	17,444
19	11/16 vs. WSH	W, 5-2	10-8-1	Lecavalier(p), Hlavac, Richards(p), Ranger, St. Louis	19	2-4	4-4	24-30	40-1	19,526
20	11/19 @ ATL	L, 3-4*	10-8-2	Hlavac, Lecavalier, St. Louis	12	0-3	4-6	20-24	1-40	13,419
21	11/21 vs. NYR	L, 1-2	10-9-2	Ouellet	28	0-4	2-2	33-29	30-40	20,110+
22	11/23 @ CAR	L, 3-4	10-10-2	Ranger, Prospal, Lecavalier	2	0-2	4-4	28-22	30-40	18,033
23	11/24 vs. NJ	L, 2-3	10-11-2	Lecavalier, Ward(p)	23	1-4	3-4	36-21	30-40	19,077
24	11/28 @ CHI	L, 1-5	10-12-2	Tarnasky(p)	52	1-4	5-6	22-17	39-40	11,122
25	11/29 @ DET	L, 2-4	10-13-2	Richards, Darche	82	0-3	1-2	23-39	30-30	17,001
26	12/1 vs. BOS	W, 4-1	11-13-2	Lecavalier, Lecavalier(p), Darche, St. Louis	4	1-3	3-4	28-29	40-30	18,444
27	12/4 vs. OTT	W, 4-3**	12-13-2	Darche, Gratton, Kuba, Prospal(x)	20	0-5	4-5	28-29	40-1	17,540
28	12/6 vs. CAR	W, 2-4	13-13-2	Lecavalier(p),St. Louis(p)	26	2-5	5-5	32-24	40-30	16,674
29	12/8 vs. NYI	L, 2-3*	13-13-3	Richards(p), Richards(p)	18	2-7	7-8	34-33	39-40	18,319
30	12/10 @ TOR	L, 1-6	13-14-3	Ouellet	13	0-5	1-3	27-29	35-40	19,454
31	12/11 @ MTL	W, 3-2**	14-14-3	Lecavalier(p), Roy, Richards(x)	19	1-5	2-3	31-30	30-31	21,273
32	12/13 vs. CGY	L, 6-9	14-15-3	Lecavalier, Roy, St.Louis(s), Prospal, St.Louis(p), Richards(p)	12	2-5	2-4	31-32	34-30	19,026
33	12/15 vs. WSH	L, 2-3	14-16-3	Ranger, Lecavalier	2	0-4	4-5	25-32	1-40	18,367
34	12/18 @ ATL	L, 2-6	14-17-3	Ward(s), Prospal(p)	13	1-4	1-1	34-24	32-40	14,060
35	12/20 vs. TOR	W, 2-1	15-17-3	Ward, Lecavalier	4	0-3	3-3	21-32	31-35	19,131
36	12/22 vs. CAR	L, 1-4	15-18-3	St. Louis	13	0-2	3-3	30-37	30-31	18,765
37	12/26 @ WSH	L, 2-3	15-19-3	Lecavalier, Lecavalier	10	0-1	4-4	20-32	37-31	15,035
38	12/27 vs. MTL	L, 2-5	15-20-3	Prospal, Hlavac	27	0-1	4-5	30-29	39-40	20,294+
39	12/29 vs. PHI	L, 2-4	15-21-3	Lecavalier(p), Prospal	19	1-5	4-5	33-22	43-31	20,124+
40	1/1 @ TOR	L, 3-4**	15-21-4	Karlsson, St.Louis, Ranger	13	0-5	2-2	33-29	30-31	19,347
41	1/3 @ MTL	L, 3-6	15-22-4	Lecavalier, St.Louis(p), Prospal	46	1-5	4-6	33-30	39-31	21,273
42	1/5 @ OTT	L, 3-4*	15-22-5	St.Louis, Lecavalier, Hlavac	12	0-0	2-2	19-27	1-40	20,108
43	1/8 @ NYR	W, 5-3	16-22-5	Janik, Gratton, Gratton, Prospal, St.Louis	20	0-2	4-6	26-34	31-30	18,200
44	1/10 vs. PIT	L, 1-4	16-23-5	Ranger	11	0-4	1-2	36-29	35-31	20,426+
45	1/12 @ FLA	W, 5-3	17-23-5	Tarnasky, Hlavac, Tarnasky, Richards(p), Richards	19	1-3	1-1	25-30	40-29	16,578
46	1/15 vs. COL	L, 0-3	17-24-5	-----	6	0-2	1-3	32-25	60-31	17,222
47	1/18 @ PIT	W, 3-0	18-24-5	Wanvig, Gratton, Roy	46	0-4	4-4	34-27	40-35	17,132
48	1/19 @ OTT	W, 2-0	19-24-5	St.Louis(p), Lecavalier	26	1-2	4-4	26-25	40-1	20,091
49	1/22 vs. EDM	W, 4-3	20-24-5	Richards, MacDonald, St.Louis(s), Lecavalier(p)	4	1-4	2-3	22-28	40-35	16,799
50	1/24 vs. OTT	L, 4-8	20-25-5	Boyle, Tarnasky, MacDonald, Boyle	20	0-3	1-2	25-26	29-31	16,346
51	1/29 vs. BUF	L, 2-4	20-26-5	Richards(p), Prospal(p)	21	2-4	3-3	25-26	30-40	18,920
52	1/31 vs. VAN	W, 4-3	21-26-5	Prospal(p), Gratton, Lecavalier, Richards	19	1-2	3-4	27-26	31-1	17,019
53	2/2 vs. FLA	L, 2-3	21-27-5	Gratton, Prospal	20	0-4	4-5	46-32	29-31	19,977+
54	2/5 @ STL	W, 5-4	22-27-5	Ranger, St.Louis(p), Ward, Ranger, Tarnasky	74	1-1	1-2	24-25	40-34	17,150
55	2/7 @ NSH	W, 2-1*	23-27-5	Richards,Prospal	20	0-1	2-2	25-19	40-39	13,959
56	2/9 @ ATL	L, 1-2*	23-27-6	Lecavalier	77	0-1	2-2	28-22	32-40	18,879
57	2/12 vs. MTL	W, 3-2	24-27-6	Ouellet, Prospal, Prospal	20	0-2	2-3	36-21	31-39	17,420
58	2/14 @ PHI	W, 5-3	25-27-6	Prospal, Boyle(p), Hlavac, St.Louis, Ward	26	1-5	1-1	28-30	40-43	19,336
59	2/16 vs. WSH	L, 2-3	25-28-6	Prospal, Hlavac	28	0-1	3-4	41-35	37-40	20,454+
60	2/20 @ BUF	L, 3-4*	25-28-7	Gratton, Richards, Prospal	26	0-2	5-6	25-46	30-40	18,690
61	2/21 @ NYI	L, 0-1	25-29-7	-----	81	0-3	4-4	32-28	39-31	12,382
62	2/23 vs. BOS	L, 3-5	25-30-7	Darche(s), Ouellet, Prospal(p)	27	1-7	4-6	28-28	29-40	20,519+
63	2/27 vs. MIN	L, 2-3	25-31-7	Ouellet(p), Halpern	12	1-7	0-2	33-27	32-41	17,211
64	2/29 vs. TOR	W, 3-2*	26-31-7	Ouellet(p), Picard(p), Boyle(p)	22	3-4	2-2	27-25	41-35	20,641+
65	3/1 @ CAR	L, 1-5	26-32-7	Halpern	77	0-1	5-6	23-33	30-41	16,831
66	3/4 vs. PIT	L, 0-2	26-33-7	-----	25	0-1	3-3	35-23	29-41	19,206
67	3/6 @ PHI	L, 2-3	26-34-7	Jokinen, Ouellet	17	0-2	5-5	20-25	43-41	19,217
68	3/7 @ NJ	L, 1-2*	26-34-8	Ouellet(p)	26	1-3	5-5	22-33	30-31	15,670
69	3/9 @ CBJ	L, 3-5	26-35-8	Halpern, St.Louis, Lecavalier	25	0-7	3-4	27-25	31-41	14,796
70	3/11 vs. NYI	W, 8-4	27-35-8	Ouellet(p), Lecavalier(p), Halpern, Tarnasky, Lecavalier, Lecavalier, Ouellet, Ward	4	2-5	3-4	44-24	31-39	19,111
71	3/13 @ BOS	W, 3-1	28-35-8	Halpern(p), Karlsson, Lecavalier	24	1-1	3-3	26-36	41-30	13,373
72	3/15 vs. NYR	W, 3-0	29-35-8	Picard, St.Louis(p), Ouellet	2	1-5	3-3	30-20	41-30	20,926+
73	3/19 @ BUF	L, 4-7	29-36-8	Halpern, St.Louis(p), Lecavalier, Lecavalier	26	1-2	3-3	19-32	30-31	18,690
74	3/20 @ PIT	L, 2-4	29-37-8	Lecavalier(p), Kuba(p)	11	2-5	2-2	21-23	29-41	17,044
75	3/22 @ FLA	L, 2-4	29-38-8	Lessard, Darche	12	0-5	2-4	37-26	29-41	18,502
76	3/25 vs. FLA	W, 3-1	30-38-8	Ouellet, Halpern, Kuba	11	0-1	3-3	26-35	31-29	16,110
77	3/27 vs. WSH	L, 3-4*	30-38-9	Halpern(p), Picard, Ouellet	43	1-2	3-3	26-32	38-31	17,777
78	3/29 vs. CAR	W, 2-1	31-38-9	Jokinen(p), Halpern	11	1-6	7-7	21-39	31-30	19,311
79	3/31 vs. ATL	L, 0-2	31-39-9	-----	17	0-6	2-2	36-24	32-41	17,441
80	4/2 @ CAR	L, 2-6	31-40-9	St.Louis(p),Halpern(p)	59	2-6	4-6	25-32	30-41	17,644
81	4/3 @ WSH	L, 1-4	31-41-9	Kuba	8	0-4	6-7	19-40	38-31	18,277
82	4/5 @ ATL	L, 1-4	31-42-9	Darche(p)	19	1-2	3-3	31-24	32-41	18,732

2006-2007 STATS

2006-2007 INDIVIDUAL SCORING
(44-33-5, 93 pts., 2nd Southeast Division,
Conf. Quarterfinals)

PLAYERS														
POS	#	PLAYER	GP	G	A	PTS	+/-	PIM	PP	SH	GW	OT	S	%
C	4	Vincent Lecavalier	82	52	56	108	2	44	16	5	7	1	339	15.3
R	26	Martin St. Louis	82	43	59	102	7	28	14	5	7	2	273	15.8
C	19	Brad Richards	82	25	45	70	-19	23	12	1	3	0	272	9.2
D	22	Dan Boyle	82	20	43	63	-5	62	10	1	4	1	203	9.9
C	20	Vaclav Prospal	82	14	41	55	-24	36	2	0	1	0	219	6.4
D	71	Filip Kuba	81	15	22	37	-9	36	5	1	2	1	106	14.2
C	9	Eric Perrin	82	13	23	36	-7	30	2	1	0	0	151	8.6
L	17	Ruslan Fedotenko	80	12	20	32	-3	52	2	0	1	0	154	7.8
D	54	Paul Ranger	72	4	24	28	5	42	0	0	2	0	90	4.4
C	34	Ryan Craig	72	14	13	27	-11	55	4	0	2	0	130	10.8
R	16	Jason Ward	70	8	11	19	-15	40	0	1	1	0	108	7.4
D	55	Shane O'Brien	80	2	14	16	-3	176	1	0	2	0	72	2.8
D	21	Cory Sarich	82	0	15	15	-6	70	0	0	0	0	64	0
D	3	Doug Janik	75	2	9	11	-11	53	0	0	0	0	49	4.1
C	74	Nick Tarnasky	77	5	4	9	-6	80	0	0	1	0	41	12.2
C	24	Andreas Karlsson	53	3	6	9	-4	12	0	0	1	0	25	12
D	44	Nolan Pratt	81	1	7	8	0	44	0	0	0	0	30	3.3
C	27	Tim Taylor	71	1	5	6	-5	16	0	0	1	0	59	1.7
L	61	Karl Stewart	47	2	3	5	-5	47	0	1	0	0	21	9.5
C	49	Blair Jones	20	1	2	3	0	2	0	0	0	0	6	16.7
R	36	Andre Roy	56	1	2	3	-4	128	0	0	0	0	15	6.7
D	7	Luke Richardson	27	0	3	3	3	16	0	0	0	0	3	0
R	56	Kyle Wanvig	4	0	0	0	0	0	0	0	0	0	0	0

TRADED PLAYERS														
POS	#	PLAYER	GP	G	A	PTS	+/-	PIM	PP	SH	GW	OT	S	%
L	29	Dmitri Afanasev	33	3	3	6	-6	8	0	0	0	0	31	9.7

GOALTENDERS													
#	GOALTENDER		GP	TOI	GAA	W	L	OT	EN	SO	GA	SVS	SV%
40	Johan Holmqvist		48	2548	2.85	27	15	3	4	1	121	1013	0.893
30	Marc Denis		44	2353	3.19	17	18	2	5	1	125	943	0.883
31	Karri Ramo		2	70	3.43	0	0	0	0	0	4	19	0.826

2006-2007 GAME-BY-GAME RESULTS													
#	OPPONENT	RESULT	RECORD	SCORERS				PP	PK	SF - SA	W - L GLTNR	ATTEND.	
1	10/5 @ ATL	W, 3-2**	1-0-0	Craig(p), Craig, Lecavalier (x)				1-7	5-7	26-11	30-32	17,629	
2	10/7 vs.BOS	L, 2-3	1-1-0	Fedotenko, Craig				0-6	3-3	31-25	54-30	21,234+	
3	10/9 vs. ATL	L, 0-1	1-2-0	- ----				0-6	3-3	34-19	32-30	19,817+	
4	10/13 @ FLA	L, 2-3	1-3-0	Lecavalier, Craig				0-7	4-5	23-27	35-40	15,208	
5	10/14 vs.FLA	W, 4-1	2-3-0	Lecavalier(p), St. Louis(p), Fedotenko, Afanasev				2-6	5-6	36-24	30-20	19,926+	
6	10/16 vs. CAR	L, 1-5	2-4-0	Alexeev				0-3	4-7	35-23	30-30	19,815+	
7	10/19 vs. PHI	W, 4-1	3-4-0	Craig, Fedotenko, Prospal, Alexeev				0-4	4-4	36-35	30-30	19,920+	
8	10/21 @ WSH	W, 6-4	4-4-0	Lecavalier(s), St. Louis, Alexeev, Karlsson, Alexeev(p), Richards				1-7	1-3	35-33	30-37	13,327	
9	10/26 vs.CAR	W, 5-1	5-4-0	Fedotenko, St. Louis(p), St. Louis, St. Louis, Lecavalier(p)				2-5	3-3	27-24	30-30	19,826+	
10	10/28 @ CAR	L, 4-6	5-5-0	Prospal, Fedotenko, Lecavalier(p), St. Louis				1-6	4-6	23-29	30-40	18,639	
11	10/29 vs. SJS	L, 2-4	5-6-0	Lecavalier(p), St. Louis(p)				2-7	1-3	20-29	20-30	19,904+	
12	11/1 vs. TOR	L, 2-4	5-7-0	Richards, Lecavalier				0-4	5-6	25-29	1-30	19,977+	
13	11/2 @ PHI	W, 5-2	6-7-0	St. Louis, St. Louis, Taylor, Lecavalier, Perrin(s)				0-6	4-4	29-32	40-30	18,633	
14	11/4 @ BOS	L, 5-6*	6-7-1	Fedotenko(p), Richards(p), Alexeev, St. Louis, Afanasev				2-7	6-9	28-33	30-30	14,169	
15	11/6 @ NYI	W, 5-1	7-7-1	Karlsson, St. Louis(p), Kuba(p), Kuba(p), Perrin				3-5	3-3	27-26	40-1	9,693	
16	11/8 @ PIT	W, 4-3*	8-7-1	Afanasev, Richards(p), Perrin, Lecavalier				1-5	3-4	31-20	40-29	14,483	
17	11/11 vs. ATL	W, 5-3	9-7-1	Craig(p), Boyle(p), Richards, Lecavalier, Alexeev(p)				3-11	4-5	36-30	40-32	20,034+	
18	11/15 vs. MTL	L, 1-3	9-8-1	Prospal				0-5	5-8	30-28	39-30	19,920+	
19	11/17 vs. NYI	W, 3-2**	10-8-1	Alexeev, Richards(p), Afanasev(x)				1-3	0-0	38-31	40-39	19,919+	
20	11/19 @ NYR	L, 1-4	10-9-1	Perrin(p)				1-5	2-4	28-34	30-40	18,200	
21	11/20 @ BUF	L, 2-7	10-10-1	St. Louis, St. Louis				0-7	3-5	26-29	30-30	18,690	
22	11/22 @ FLA	W, 6-4	11-10-1	Perrin, Richards(p),Craig, Boyle, Craig, Richards				1-5	3-5	34-35	40-35	14,516	
23	11/24 vs. ATL	W, 3-2*	12-10-1	Boyle(p), Boyle(p), St. Louis				2-5	2-2	33-25	40-32	19,922+	

	OPPONENT	RESULT	RECORD	SCORERS	PP	PK	SF - SA	W - L GLTNR	ATTEND.
24	11/26 vs. OTT	W, 3-1	13-10-1	Kuba, Richards, St. Louis(p)	1-4	2-2	18-23	40-1	19,819+
25	11/28 vs. WSH	L, 2-5	13-11-1	Tarnasky, Lecavalier	0-7	3-3	50-20	37-40	18,874
26	11/30 @ BOS	L, 3-4**	13-11-2	Perrin, St. Louis(s), Lecavalier	0-6	2-2	34-25	30-30	11,150
27	12/2 @ OTT	L, 2-5	13-12-2	Perrin, Lecavalier	0-5	4-5	36-25	1-40	18,618
28	12/5 vs. BUF	L, 1-4	13-13-2	Lecavalier	0-5	3-3	30-25	30-30	20,025+
29	12/7 vs. ATL	W, 8-0	14-13-2	Lecavalier, Lecavalier(p), Lecavalier, Alexeev, Richards(p), Boyle, St. Louis(s), Fedotenko	2-8	4-4	38-21	30-32	17,704
30	12/9 vs. ANA	L, 3-4	14-14-2	Perrin, Fedotenko, Richards	0-5	1-2	27-25	35-30	18,719
31	12/12 @TOR	L, 4-5	14-15-2	Alexeev, Lecavalier(p), Richards, St. Louis(p)	2-5	2-4	26-25	1-40	19,462
32	12/14 @ MTL	L, 2-4	14-16-2	Richards(p), St. Louis	1-6	2-2	43-20	39-30	21,273
33	12/16 vs. CAR	L, 2-3	14-17-2	Craig, St. Louis(p)	1-6	3-4	32-27	30-30	18,634
34	12/19 @ WSH	W, 5-4	15-17-2	Kuba(p), St. Louis, Lecavalier(p), St. Louis(p), Alexeev	3-5	3-5	35-24	30-37	10,417
35	12/21 @ OTT	W, 4-2	16-17-2	St. Louis, Fedotenko, Ranger, Lecavalier	0-7	2-3	30-18	30-1	18,603
36	12/23 vs. NYR	W, 4-3	17-17-2	Boyle(p), Boyle, Lecavalier(p), Boyle	2-6	3-4	26-28	40-30	20,122+
37	12/26 @ ATL	L, 1-2	17-18-2	St. Louis(s)	0-3	5-5	25-29	32-40	16,356
38	12/28 vs. PHI	L, 3-4	17-19-2	St. Louis(p), Kuba(p), Fedotenko	2-6	1-2	45-26	42-40	21,171+
39	12/30 vs. MTL	W, 3-1	18-19-2	Richards(p), Prospal, Kuba(p)	2-5	2-2	41-13	40-39	21,120+
40	1/2 @ MTL	L, 2-5	18-20-2	Janik, Kuba	0-3	2-3	23-27	39-40	21,273
41	1/4 @ MIN	W, 3-2	19-20-2	St. Louis(s), Boyle, Lecavalier(p)	1-3	4-4	24-31	30-35	18,568
42	1/5 @ COL	L, 2-4	19-21-2	Prospal, Lecavalier(p)	1-3	1-2	28-32	31-30	18,007
43	1/7 @ PIT	W, 3-2**	20-21-2	Craig(p), Tarnasky, St. Louis(x)	1-4	3-4	29-22	40-29	17,132
44	1/9 vs. PIT	W, 3-2	21-21-2	Lecavalier, St. Louis(p), Karlsson	1-4	4-4	24-31	40-29	19,226
45	1/11 vs.WSH	W, 5-4	22-21-2	Craig, Lecavalier, Prospal, Lecavalier, St. Louis	0-2	1-2	25-22	40-37	18,804
46	1/13 @ BUF	W, 3-2	23-21-2	Lecavalier(p), Boyle, Richards	1-2	6-6	23-34	30-30	18,690
47	1/15 @ NYI	W, 4-3	24-21-2	Prospal(p), Richards(p), St. Louis, Lecavalier	2-5	2-4	24-36	40-39	15,426
48	1/16 vs. TOR	L, 2-4	24-22-2	Lecavalier(s), Boyle	0-4	3-4	23-28	1-30	19,830+
49	1/18 @ NJ	W, 3-2**	25-22-2	Richards, Richards(p), Ricahrds(x)	1-4	3-4	28-28	40-30	12,698
50	1/20 @ CAR	W, 6-5**	26-22-2	Prospal, Lecavalier, Ranger, St. Louis, Kuba, Prospal(x)	0-1	2-3	29-35	30-30	18,196
51	1/26 vs. NJ	L, 0-2	26-23-2	----	0-2	4-4	28-25	30-40	21,404+
52	1/30 @ PHI	W, 4-3**	27-23-2	St. Louis(p), Fedotenko(p), Lecavalier, Lecavalier(x)	2-6	5-5	33-32	40-42	19,313
53	2/1 @ CAR	W, 4-0	28-23-2	Craig(p), Janik, Lecavalier, St. Louis(p)	2-2	5-5	20-31	40-47	16,635
54	2/3 vs. NYR	W, 3-2	29-23-2	Ranger, Richards(p), Lecavalier(p)	2-8	2-3	41-26	40-30	21,354+
55	2/6 vs. LAK	W, 3-2**	30-23-2	Lecavalier(p), Jones, Richards(x)	1-3	1-1	29-31	40-1	18,273
56	2/9 @ NYR	L, 0-5	30-24-2	----	0-3	2-2	29-24	30-40	18,200
57	2/11 @ NJ	W, 4-1	31-24-2	Prospal, Tarnasky, Lecavalier, Boyle(p)	1-3	3-4	27-22	40-30	18,022
58	2/13 vs. PHX	W, 5-3	32-24-2	Lecavalier, St. Louis, Lecavalier, Richards(p), Perrin	1-3	2-2	27-26	40-32	18,019
59	2/15 vs. WSH	W, 3-2**	33-24-2	Lecavalier(p), Lecavalier(s), St. Louis(x)	1-3	3-4	29-38	30-1	18,744
60	2/17 @ FLA	L, 4-5*	33-24-3	St. Louis, Perrin, St. Louis, Boyle(p)	1-2	3-5	20-30	20-40	17,813
61	2/20 vs. FLA	W, 3-2**	34-24-3	Craig, St. Louis(s), St. Louis(x)	1-8	2-2	36-30	30-20	19,319
62	2/22 @ ATL	W, 5-4*	35-24-3	Richards, Perrin, Lecavalier(p), Roy, St. Louis	1-5	2-3	29-28	30-1	16,032
63	2/23 vs. BOS	L, 2-6	35-25-3	Boyle(p), Kuba	1-4	4-5	26-23	30-40	21,201+
64	2/25 vs. PIT	W, 5-1	36-25-3	St. Louis(p), Ranger, Kuba, Richards, Lecavalier(s)	1-2	3-4	24-18	40-41	21,119+
65	2/27 vs. DAL	L, 1-2*	36-25-4	Richards(s)	0-2	3-4	20-28	35-40	19,255
66	3/1 @ WSH	W, 5-4**	37-25-4	Prospal, Fedotenko, Lecavalier(s), St. Louis, Tarnasky(x)	0-6	5-6	29-27	40-1	10,462
67	3/3 @ FLA	L, 2-6	37-26-4	Pratt, Prospal	0-5	3-4	33-36	20-30	17,299
68	3/6 @ VAN	L, 1-5	37-27-4	Lecavalier(p)	1-5	4-5	17-28	1-40	18,630
69	3/7 @ EDM	W, 3-1	38-27-4	Prospal(p), Lecavalier, Lecavalier	1-2	2-2	25-30	30-30	16,839
70	3/10 @ CGY	W, 3-2*	39-27-4	Tarnasky, Lecavalier, Boyle(p)	1-3	4-4	30-27	30-34	19,289
71	3/13 @ TOR	L, 2-3	39-28-4	Richards(p), Boyle(s)	1-2	2-2	21-28	1-30	19,530
72	3/16 vs. BUF	L, 2-3	39-29-4	Lecavalier, Lecavalier	0-5	3-3	37-20	30-30	21,264+
73	3/18 @ WSH	L, 1-7	39-30-4	Kuba	0-3	1-2	31-29	37-40	14,274
74	3/20 vs. NYI	W, 4-3*	40-30-4	Perrin(p), Lecavalier, Ward, Kuba	1-6	2-2	40-24	40-39	19,916+
75	3/22 vs. NJ	W, 3-1	41-30-4	Ward, St. Louis, St. Louis	0-4	2-3	32-35	30-30	20,326+
76	3/24 vs. OTT	L, 2-7	41-31-4	Boyle(p), Boyle	1-2	2-3	23-28	1-30	20,342+
77	3/27 vs. FLA	L, 2-5	41-32-4	Richards, Kuba(s)	0-3	3-4	29-26	20-30	18,856
78	3/30 @ CAR	W, 4-2	42-32-4	St. Louis, Prospal, Kuba, Lecavalier	0-7	4-4	29-28	40-30	18,639
79	3/31 vs. WSH	W, 5-2	43-32-4	Lecavalier, Craig, Boyle(p), St. Louis(s), Ward	1-2	2-2	29-25	40-37	20,064+
80	4/3 vs. CAR	W, 3-2	44-32-4	Perrin, Lecavalier, Boyle	0-2	2-3	30-25	40-30	21,022+
81	4/6 vs. FLA	L, 2-7	44-33-4	Ward, Tarnasky	0-0	1-2	22-32	20-40	20,224+
82	4/7 @ ATL	L, 2-3**	44-33-5	Prospal, Kuba	0-5	3-4	36-43	32-40	18,755

2005-2006 INDIVIDUAL SCORING
(43-33-6, 92 pts., 2nd Southeast Division,
Conf. Quarterfinals)

PLAYERS														
POS	#	PLAYER	GP	G	A	PTS	+/-	PIM	PP	SH	GW	OT	S	%
C	19	Brad Richards	82	23	68	91	0	32	7	4	0	0	282	8.2
L	20	Vaclav Prospal	81	25	55	80	-3	50	10	0	3	1	236	10.6
C	4	Vincent Lecavalier	80	35	40	75	0	90	13	2	7	1	309	11.3
RW	26	Martin St. Louis	80	31	30	61	-3	38	9	3	7	1	221	14.0
L	33	Fredrik Modin	77	31	23	54	5	56	12	1	4	0	221	14.0
D	22	Dan Boyle	79	15	38	53	-8	38	6	0	4	1	153	9.8
R	17	Ruslan Fedotenko	80	26	15	41	-4	44	4	0	6	1	164	15.9
D	13	Pavel Kubina	76	5	33	38	-12	96	4	0	3	1	155	3.2
C	34	Ryan Craig	48	15	13	28	-4	6	6	0	0	0	81	18.5
D	5	Darryl Sydor	80	4	19	23	-18	30	1	0	0	0	64	6.3
L	25	Dave Andreychuk	42	6	12	18	-13	16	4	1	1	0	81	7.4
D	54	Paul Ranger	76	1	17	18	5	58	0	0	1	0	73	1.4
R	76	Evgeny Artyukhin	72	4	13	17	-4	90	1	0	0	0	79	5.1
R	18	Rob DiMaio	61	4	13	17	-7	30	2	0	1	0	72	5.6
L	29	Dmitry Afanasev	68	9	6	15	-7	16	1	0	0	0	78	11.5
D	21	Cory Sarich	82	1	14	15	-2	79	0	0	0	0	88	1.1
C	27	Tim Taylor	82	7	6	13	-12	22	0	0	0	0	109	6.4
D	44	Nolan Pratt	82	0	9	9	7	60	0	0	0	0	26	0.0
C	8	Martin Cibak	65	2	6	8	9	22	0	0	0	0	50	4.0
R	14	Norman Milley	14	2	1	3	-2	4	1	0	0	0	12	16.7
R	46	Darren Reid	7	0	1	1	-2	0	0	0	0	0	3	0.0
D	2	Timo Helbling	9	0	1	1	-3	6	0	0	0	0	2	0.0
L	11	Chris Dingman	34	0	1	1	-10	22	0	0	0	0	24	0.0
G	1	Sean Burke	35	0	1	1	0	10	0	0	0	0	0	0.0
G	47	John Grahame	57	0	1	1	0	14	0	0	0	0	0	0.0
C	74	Nick Tarnasky	12	0	1	1	-3	4	0	0	0	0	9	0.0
R	16	Jim Campbell	1	0	0	0	0	2	0	0	0	0	0	0.0
D	38	Doug O'Brien	5	0	0	0	0	2	0	0	0	0	2	0.0

GOALTENDERS													
#	GOALTENDER	GP	TOI	GAA	W	L	OT	EN	SO	GA	SVS	SV%	
50	Gerald Coleman	2	43	2.79	0	0	1	0	0	2	17	.882	
1	Sean Burke	35	1713	2.80	14	10	4	2	2	80	764	.895	
47	John Grahame	57	3152	3.06	29	22	1	8	5	161	1450	.889	

TRADED GOALTENDERS													
#	GOALTENDER	GP	TOI	GAA	W	L	OT	EN	SO	GA	SVS	SV%	
40	Brian Eklund	1	58	3.10	0	1	0	0	0	3	19	.842	

2005-2006 GAME-BY-GAME RESULTS													
#	OPPONENT	RESULT	RECORD	SCORERS	PP	PK	SF - SA	W - L	LGTNDR	ATTEND.			
1	10/5 vs. CAR	W, 5-2	1-0-0	Prospal, Richards (p), Boyle, Lecavalier, Taylor	1-6	3-3	30-26	47-29	22,120+				
2	10/7 @ FLA	L, 0-2	1-1-0	- - - - -	0-3	5-5	27-31	1-47	18,512				
3	10/8 vs. FLA	W, 2-1	2-1-0	Modin, St. Louis (p)	1-10	9-10	34-29	47-1	20,933+				
4	10/10 vs. BOS	L, 2-4	2-2-0	Modin, Boyle	0-6	6-7	28-24	1-47	20,032+				
5	10/13 vs. BUF	L, 3-4 **	2-2-1	Richards, Lecavalier, Prospal	0-2	9-9	35-33	30-47	20,184+				
6	10/15 @ PIT	W, 3-1	3-2-1	Prospal, Fedotenko (p), Lecavalier	1-7	2-2	30-21	1-29	17,132				
7	10/16 @ WSH	L, 2-3 **	3-2-2	Lecavalier (p), Prospal	1-8	5-5	28-14	1-37	10,002				
8	10/20 @ ATL	W, 6-0	4-2-2	St. Louis (p), Modin, Fedotenko, Modin (p), Prospal, Lecavalier	2-10	3-3	36-15	47-35	12,913				
9	10/21 vs. OTT	L, 1-4	4-3-2	Afanasev	0-7	5-5	24-29	39-47	20,494+				
10	10/26 @ NJ	W, 6-3	5-3-2	St. Louis, Modin, Prospal (p), Andreychuk, Andreychuk (p), Lecavalier	2-8	5-5	39-23	47-30	11,484				
11	10/28 vs. WSH	W, 4-2	6-3-2	Boyle, St. Louis, Lecavalier (p), Prospal	1-8	5-5	28-14	1-37	20,722+				
12	10/29 @ ATL	W, 3-2	7-3-2	Modin, Richards, Modin (p)	1-5	4-5	23-31	47-31	14,737				
13	11/1 vs. ATL	L, 4-6	7-4-2	Richards, Richards (s), Lecavalier, Prospal	0-2	0-4	33-29	31-47	19,820+				
14	11/3 @ OTT	L, 2-4	7-5-2	Richards (p), Lecavalier	2-7	2-2	33-31	39-47	18,604				
15	11/5 @ TOR	L, 3-5	7-6-2	Artyukhin, Boyle (p), Lecavalier (p)	2-7	6-8	36-26	20-47	19,290				
16	11/8 @ MTL	L, 2-3	7-7-2	Taylor, Prospal	0-8	5-7	34-19	60-40	21,273				
17	11/10 vs. NYR	L, 2-5	7-8-2	St. Louis, Boyle (p)	1-7	6-7	25-20	30-47	21,124+				
18	11/11 @ ATL	L, 2-5	7-9-2	Prospal, Fedotenko	0-4	5-8	36-27	33-47	14,017				
19	11/14 vs. PHI	W, 5-2	8-9-2	Prospal, Boyle (p), Prospal (p), Cibak, Prospal	2-6	2-4	33-24	47-42	20,020+				
20	11/15 @ WSH	L, 3-4 **	8-9-3	Modin, Fedotenko, Modin	0-4	4-5	35-40	1-1	11,515				

	OPPONENT	RESULT	RECORD	SCORERS	PP	PK	SF - SA	W - L	LGTNDR	ATTEND.
21	11/17 vs. NYI	W, 3-2	9-9-3	Fedotenko, Richards, St. Louis	0-5	5-5	31-36	47-39		20,119+
22	11/20 @ CAR	W, 5-2	10-9-3	Richards, Lecavalier (p), Fedotenko, St. Louis, Modin (p)	2-4	4-4	29-22	47-30		12,423
23	11/22 @ PHI	W, 4-2	11-9-3	Cibak, Richards, Boyle, Taylor	0-2	3-4	25-32	1-42		19,567
24	11/23 @ WSH	W, 4-3 **	12-9-3	Boyle, DiMaio, Boyle, Prospal (x)	0-7	3-4	42-20	47-37		12,038
25	11/25 vs. NJ	L, 2-8	12-10-3	Modin, St. Louis	0-2	2-3	26-26	30-1		21,812+
26	11/27 vs. PIT	W, 4-1	13-10-3	Richards, DiMaio (p), Modin (p), Modin (p)	3-9	2-2	36-21	47-41		20,218+
27	11/30 vs. TOR	W, 2-1	14-10-3	St. Louis, Kubina (p)	1-6	5-5	24-21	47-20		19,847+
28	12/2 vs. CHI	W, 3-2 **	15-10-3	St. Louis (p), Lecavalier, Richards (x)	1-6	4-4	27-36	47-31		20,526+
29	12/8 vs. STL	W, 5-4	16-10-3	Modin (p), Fedotenko, Taylor, St. Louis, Fedotenko	1-4	4-5	33-22	47-40		19,812+
30	12/10 vs. NSH	W, 4-3	17-10-3	Andreychuk (p), St. Louis, Sydor, Lecavalier (p)	2-9	5-6	29-16	47-30		19,905+
31	12/14 @ ANA	L, 2-4	17-11-3	Richards (p), Prospal	1-7	5-7	24-33	35-47		12,286
32	12/15 @ PHX	W, 3-1	18-11-3	Modin, Lecavalier (s), Fedotenko (p)	1-7	4-4	28-27	1-31		14,067
33	12/17 vs. DET	L, 3-6	18-12-3	DiMaio (p), Andreychuk (p), Craig	2-8	4-5	31-29	30-47		21,204+
34	12/20 @ CAR	L, 4-6	18-13-3	Modin (p), Prospal, Craig (p), St. Louis	2-6	6-9	24-30	29-1		12,188
35	12/22 @ NYR	L, 2-4	18-14-3	Fedotenko, Richards (p)	1-7	2-5	32-36	30-47		18,200
36	12/23 vs. BUF	L, 1-4	18-15-3	Prospal	0-7	4-5	31-31	30-47		21,120+
37	12/26 vs. CAR	W, 5-4 *	19-15-3	Modin, Andreychuk (s), Andreychuk (p), Taylor, Boyle	1-6	2-4	41-30	47-29		20,662+
38	12/28 vs. MTL	L, 3-4	19-16-3	Lecavalier, Craig, Kubina	0-5	4-6	44-24	60-47		21,934+
39	12/30 vs. BOS	L, 1-2	19-17-3	DiMaio	0-5	4-4	32-24	33-1		21,524+
40	1/2 @ NYI	W, 2-1	20-17-3	Lecavalier, St. Louis (s) 0-8	0-8	7-8	43-36	1-30		10,912
41	1/3 @ NYR	W, 1-0 *	21-17-3	Prospal	0-3	6-6	20-36	47-30		18,200
42	1/5 @ BUF	L, 1-3	21-18-3	St. Louis	0-4	5-7	22-31	31-1		18,032
43	1/7 @ BOS	L, 3-6	21-19-3	Modin, Artyukhin, Lecavalier	0-5	1-1	32-34	1-47		17,565
44	1/13 vs. CBJ	W, 4-2	22-19-3	Taylor, Fedotenko, St. Louis, Lecavalier	0-6	2-3	39-24	1-30		20,425+
45	1/16 @ SJS	L, 1-3	22-20-3	Richards	0-2	3-3	22-25	35-1		17,107
46	1/17 @ LAK	W, 4-1	23-20-3	St. Louis (p), Lecavalier (p), Fedotenko, Milley	2-6	5-5	25-23	47-35		17,017
47	1/20 @ DAL	W, 6-3	24-20-3	Richards (s), Sydor, Fedotenko, Kubina (p), Craig, Afanasev	1-5	2-2	22-28	1-35		18,532
48	1/21 @ ATL	W, 2-0	25-20-3	Modin (p), Lecavalier (p)	2-5	4-4	24-20	47-32		18,704
49	1/24 vs. FLA	L, 2-3 *	25-20-4	Richards, Craig	0-6	3-3	50-26	1-1		19,900+
50	1/26 vs. NJ	W, 1-0 *	26-20-4	Fedotenko	0-2	5-5	33-20	47-30		20,224+
51	1/28 @ PHI	W, 6-0	27-20-4	Boyle, Modin (p), Modin (p), Modin, Prospal (p), Craig	3-9	4-4	30-38	1-30		19,789
52	1/29 @ WSH	L, 1-2	27-21-4	Lecavalier	0-7	2-2	35-24	37-47		15,041
53	1/31 vs. TOR	W, 3-2 **	28-21-4	Richards, Craig (p), Lecavalier (x)	1-5	3-4	37-27	1-20		20,634+
54	2/4 vs. WSH	W, 5-0	29-21-4	Fedotenko, Craig, Richards (s), Richards (p), Milley (p)	2-7	5-5	37-29	47-1		21,219+
55	2/6 @ NYI	W, 3-2 *	30-21-4	Modin, St. Louis, Lecavalier	0-5	3-3	24-30	1-39		10,471
56	2/7 @ NJ	L, 4-7	30-22-4	Artyukhin (p), Sydor, Lecavalier (p), Lecavalier (s)	2-5	6-9	35-30	30-1		10,191
57	2/9 vs. CAR	W, 5-3	31-22-4	Artyukhin, Modin (s), Prospal (p), Modin, Fedotenko	1-3	4-5	24-36	47-29		20,824+
58	2/11 @ BOS	W, 6-5	32-22-4	Fedotenko, Prospal (p), Afanasev, Afanasev, Craig, Prospal (p)	2-9	3-3	36-26	47-30		16,507
59	2/28 vs. FLA	L, 2-8	32-23-4	Lecavalier (p), Craig (p)	2-8	5-8	34-22	1-47		19,805+
60	3/4 vs. MTL	L, 2-6	32-24-4	Fedotenko, Lecavalier (p)	1-8	3-4	29-22	39-47		20,212+
61	3/6 vs. OTT	L, 0-4	32-25-4	- - - - -	0-3	2-2	31-34	1-1		19,855+
62	3/7 @ PIT	W, 5-4 **	33-25-4	Boyle, Afanasev, Modin, Boyle (p), Richards (x)	1-6	5-7	34-27	47-29		15,048
63	3/9 @ BUF	L, 5-8	33-26-4	Richards (p), Fedotenko (p), Lecavalier, Prospal (p), St. Louis	3-7	3-4	40-23	30-1		17,934
64	3/11 @ TOR	L, 1-5	33-27-4	Fedotenko	0-7	5-7	30-30	32-1		19,431
65	3/13 @ MTL	W, 2-1	34-27-4	Lecavalier, St. Louis (s)	0-3	6-7	24-32	1-39		21,273
66	3/14 @ OTT	L, 3-4	34-28-4	Lecavalier, Lecavalier (p), Afanasev	1-8	2-4	26-31	1-47		19,810
67	3/17 vs. PHI	W, 6-3	35-28-4	Craig (p), Prospal (p), Craig, Modin (p), Lecavalier, Richards (s)	3-8	6-7	25-31	47-42		20,834+
68	3/19 vs. NYI	W, 5-2	36-28-4	Kubina (p), Lecavalier, Fedotenko, St. Louis, Modin (p)	2-7	1-1	37-32	47-39		19,870+
69	3/20 @ FLA	L, 5-6 *	36-28-5	Fedotenko, St. Louis (p), St. Louis, Craig, Richards	1-5	2-3	34-38	1-50		13,071
70	3/23 vs. WSH	W, 4-3 *	37-28-5	Boyle (p), Fedotenko, Craig (p), Kubina (p)	3-5	6-7	37-30	47-37		19,917+
71	3/25 vs. NYR	W, 4-3 **	38-28-5	St. Louis, Modin, Sarich, Richards (x)	0-5	1-3	34-23	47-30		21,319+
72	3/27 @ CAR	L, 1-2	38-29-5	St. Louis (p)	1-6	4-5	24-29	29-47		15,149
73	3/30 vs. ATL	W, 4-3	39-29-5	Afanasev, Afanasev (p), Taylor, Ranger	1-5	1-1	33-22	47-32		20,154+
74	4/1 @ FLA	L, 2-4	39-30-5	St. Louis (p), Sydor (p)	2-7	2-3	44-35	1-47		18,109
75	4/3 vs. FLA	W, 4-1	40-30-5	Modin, Lecavalier, Lecavalier (p), Fedotenko	1-5	5-5	30-30	1-1		19,802+
76	4/6 vs. ATL	W, 3-2 **	41-30-5	Craig (p), St. Louis (p), Richards (x)	2-5	3-4	29-31	1-1		19,901+
77	4/8 vs. PIT	W, 1-0	42-30-5	Lecavalier	0-6	3-3	25-25	1-29		20,844+
78	4/9 @ FLA	L, 3-6	42-31-5	Prospal (p), Boyle (p), St. Louis	2-5	2-3	32-48	29-47		13,046
79	4/11 vs. ATL	L, 2-6	42-32-5	Afanasev, St. Louis (p)	1-5	3-4	34-24	1-1		19,829+
80	4/14 @ CAR	L, 4-5 **	42-32-6	Prospal (p), Fedotenko, St. Louis (s), Richards	1-6	4-7	35-21	29-1		18,730
81	4/15 vs. CAR	W, 3-2 *	43-32-6	Richards (p), Modin, St. Louis	1-5	7-7	32-27	47-29		21,033+
82	4/18 vs. WSH	L, 1-4	43-33-6	Fedotenko (p)	1-8	3-4	43-28	1-47		20,154+

2003-2004 STATS

2003-2004 INDIVIDUAL SCORING
(46-22-8-6, 106 pts., 1st Southeast Division,
Won Stanley Cup)

PLAYERS														
POS #	PLAYER	GP	G	A	PTS	+/-	PIM	PP	SH	GW	GT	OT	S	%
RW 26	Martin St. Louis	82	38	56	94	35	24	8	8	7	0	1	212	17.9
LW 61	Cory Stillman	81	25	55	80	18	36	11	1	6	0	0	178	14
C 19	Brad Richards	82	26	53	79	14	12	5	1	6	0	0	244	10.7
C 4	Vincent Lecavalier	81	32	34	66	23	52	5	2	6	0	0	242	13.2
LW 33	Fredrik Modin	82	29	28	57	31	32	5	1	2	1	0	206	14.1
LW 25	Dave Andreychuk	82	21	18	39	-9	42	10	0	5	1	1	165	12.7
LW 17	Ruslan Fedotenko	77	17	22	39	14	30	0	0	3	1	0	116	14.7
D 22	Dan Boyle	78	9	30	39	23	60	3	0	2	0	0	137	6.6
D 13	Pavel Kubina	81	17	18	35	9	85	8	1	4	0	1	153	11.1
C 27	Tim Taylor	82	7	15	22	-5	25	0	0	1	0	0	95	7.4
D 55	Darryl Sydor (TOT)	80	3	19	22	-16	32	1	0	0	0	0	122	2.5
	(TB)	31	1	6	7	3	6	0	0	0	0	0	42	2.4
	(CBJ)	49	2	13	15	-19	26	1	0	0	0	0	80	2.5
D 37	Brad Lukowich	79	5	14	19	29	24	0	0	1	0	0	86	5.8
D 21	Cory Sarich	82	3	16	19	5	89	0	1	1	0	0	93	3.2
LW 29	Dmitry Afanasev	71	6	10	16	-4	12	0	0	1	0	0	98	6.1
RW 7	Ben Clymer	66	2	8	10	5	50	0	0	0	0	0	96	2.1
C 8	Martin Cibak	63	2	7	9	-1	30	0	0	0	0	0	44	4.5
D 5	Jassen Cullimore	79	2	5	7	8	58	0	0	1	0	1	78	2.6
LW 11	Chris Dingman	74	1	5	6	-9	140	0	0	0	0	0	65	1.5
RW 24	Shane Willis	12	0	6	6	1	2	0	0	0	0	0	27	0
D 44	Nolan Pratt	58	1	3	4	11	42	0	0	0	0	0	35	2.9
RW 36	Andre Roy	33	1	1	2	-5	78	0	0	0	1	0	24	4.2
D 38	Darren Rumble	5	0	0	0	-2	2	0	0	0	0	0	5	0
C 9	Eric Perrin	4	0	0	0	-1	0	0	0	0	0	0	3	0

TRADED PLAYERS														
POS #	PLAYER	GP	G	A	PTS	+/-	PIM	PP	SH	GW	GT	OT	S	%
C 16	Alexander Svitov	11	0	3	3	0	4	0	0	0	0	0	16	0

GOALTENDERS

#	GOALTENDER	GP	TOI	GAA	W	L	OT	EN	SO	GA	SVS	SV%
35	Nikolai Khabibulin	55	3273:46	2.33	28	19	7	4	3	127	1287	.910
47	John Grahame	29	1688:13	2.06	18	9	1	3	1	58	606	.913

2003-2004 GAME-BY-GAME RESULTS

#	OPPONENT	RESULT	RECORD	SCORERS	PP	PK	SF - SA	W-L GLTNR	ATTEND.
1	10/10 vs. BOS	W, 5-1	1-0-0-0	Stillman (p), Afanasev, Stillman (p), Richards (p), Taylor	3-7	3-3	25-30	35-29	20,454+
2	10/16 vs. PHX	W, 5-1	2-0-0-0	Lukowich, St. Louis(p), Cullimore, Kubina, Modin	1-8	3-4	31-21	35-33	12,784
3	10/18 @ NJ	W, 3-2	3-0-0-0	Cibak, Lecavalier (p), St. Louis	1-4	2-3	23-31	35-30	15,590
4	10/21 vs. ATL	W, 3-2*	4-0-0-0	Stillman (p), Stillman (p), Kubina (s, gw)	2-6	7-7	23-37	35-31	14,822
5	10/23 @ CBJ	W, 1-0	5-0-0-0	Lecavalier	0-2	4-4	28-20	47-30	16,542
6	10/25 vs. MIN	W, 3-2	6-0-0-0	Richards, Lecavalier (p), Stillman (s,gw)	1-6	5-7	29-21	35-35	16,223
7	10/30 vs. SJ	T, 2-2*	6-0-1-0	Kubina (p), Andreychuk (p)	2-8	7-7	35-27	20-35	17,609
8	11/1 vs. CAR	W, 4-3	7-0-1-0	St. Louis, Lecavalier, Lecavalier, Stillman	0-3	4-4	28-36	35-80	16,616
9	11/4 vs. WSH	L, 1-5	7-1-1-0	St. Louis	0-6	3-5	42-23	37-35	14,312
10	11/6 vs. LA	L, 0-1*	7-1-1-1	-----	0-2	0-0	30-20	32-47	14,287
11	11/8 vs. PIT	W, 9-0	8-1-1-1	Lukowich, Modin, Lecavalier(s), Stillman, Lecavalier, Kubina (p), Lecavalier, Fedotenko, Fedotenko	1-8	4-4	42-15	35-31	18,262
12	11/9 @ CAR	T, 1-1*	8-1-2-1	Stillman (p)	1-1	2-2	26-39	1-47	9,821
13	11/11 @ FLA	L, 0-4	8-2-2-1	-----	0-5	3-3	26-29	1-35	13,214
14	11/14 @ WSH	W, 5-2	9-2-2-1	Lecavalier, Modin, Modin, Stillman (p), St. Louis (s)	1-4	5-5	21-22	47-37	14,536
15	11/20 vs. NYI	W, 3-2	10-2-2-1	Modin, Richards, Stillman	0-5	4-4	32-28	35-39	14,898
16	11/22 vs. BUF	W, 2-1	11-2-2-1	Kubina, Kubina (p,gw)	1-3	2-2	23-26	47-35	20,112+
17	11/23 @ CAR	T, 0-0*	11-2-3-1	-----	0-4	6-6	21-37	80-35	10,391
18	11/25 vs. NYR	L, 0-2	11-3-3-1	-----	0-6	2-3	36-26	30-35	16,034
19	11/28 vs. STL	T, 2-2*	11-3-4-1	Modin, Boyle (p)	1-6	2-3	27-24	1-35	18,787
20	11/29 @ ATL	L, 1-2	11-4-4-1	Boyle	0-6	3-4	28-20	31-47	16,487
21	12/2 @ MTL	L, 2-3	11-5-4-1	Taylor, Lecavalier	0-3	2-3	26-25	60-35	19,858
22	12/4 vs. OTT	L, 1-4	11-6-4-1	Andreychuk (p)	1-7	4-5	30-26	31-47	15,221
23	12/6 @ BUF	W, 3-1	12-6-4-1	Afanasev, Andreychuk, Modin	0-4	5-5	29-38	35-43	15,883
24	12/7 @ NYR	W, 3-2	13-6-4-1	Andreychuk, St. Louis (p), Sarich	1-3	2-2	24-31	47-30	18,200
25	12/9 @ NYI	L, 2-5	13-7-4-1	Kubina (p), Fedotenko	1-3	5-5	31-35	30-35	10,860

	OPPONENT	RESULT	RECORD	SCORERS	PP	PK	SF - SA	W-L GLTNR	ATTEND.
26	12/11 @ OTT	L, 2-3	13-8-4-1	Andreychuk, Fedotenko	0-3	2-2	24-40	40-35	17,256
27	12/13 vs. MTL	L, 2-5	13-9-4-1	Afanasev, Andreychuk	0-5	2-3	37-22	60-47	17,228
28	12/16 @ TOR	L, 0-3	13-10-4-1	-----	0-6	4-5	21-21	20-35	19,331
29	12/18 @ PHI	W, 5-4*	14-10-4-1	Lecavalier, Richards(p), Stillman(p), St. Louis, St. Louis	2-6	2-3	28-41	35-33	19,332
30	12/20 vs. DAL	L, 1-2	14-11-4-1	St. Louis (s)	0-7	2-3	27-22	35-35	16,233
31	12/23 @ BOS	T, 1-1*	14-11-5-1	Roy	0-1	1-1	32-22	1-35	13,266
32	12/26 @ ATL	L, 1-3	14-12-5-1	Lukowich	0-4	4-4	35-24	31-35	18,545
33	12/27 vs. BOS	W, 4-2	15-12-5-1	Lecavalier(s), St. Louis(s), St. Louis(s), Richards	0-4	6-6	22-19	47-1	19,942+
34	12/29 vs. ANA	L, 0-2	15-13-5-1	-----	0-7	3-3	31-25	35-35	17,662
35	12/31 vs. FLA	T, 2-2*	15-13-6-1	Richards(p), Stillman(p)	2-2	0-1	42-32	1-35	15,234
36	1/2 vs. CBJ	L, 0-2	15-14-6-1	-----	0-1	1-1	37-15	30-47	13,609
37	1/3 vs. PHI	W, 6-1	16-14-6-1	Modin, Modin(p),Modin, Lecavalier, Clymer, Fedotenko	1-3	1-1	27-19	35-42	19,242
38	1/6 @ OTT	L, 2-5	16-15-6-1	St. Louis, Pratt	0-3	2-5	29-27	31-35	16,890
39	1/8 @ MTL	W, 4-1	17-15-6-1	Modin(s), St. Louis, Fedotenko, St. Louis	0-4	0-1	27-15	47-60	20,706
40	1/9 @ NJ	W, 4-1	18-15-6-1	St. Louis(s), Stillman, Andreychuk, Modin	0-2	4-4	37-19	47-30	19,040
41	1/11 @ NYR	W, 2-1*	19-15-6-1	Boyle, Cullimore	0-7	5-5	39-23	47-30	18,200
42	1/13 @ PIT	W, 3-1	20-15-6-1	Stillman(p), Richards, Andreychuk	1-4	1-2	31-13	47-30	10,039
43	1/15 vs. CAR	W, 5-4	21-15-6-1	Richards, St. Louis, St. Louis, St. Louis(p), Andreychuk(p)	2-5	3-5	26-24	35-1	19,909+
44	1/17 @ FLA	L, 1-2	21-16-6-1	St. Louis	0-3	0-0	51-15	1-47	19,250
45	1/19 vs. COL	L, 4-5*	21-16-6-2	Modin, Afanasev, Taylor, Fedotenko	0-3	1-1	35-24	1-35	19,212
46	1/21 @ VAN	L, 4-5*	21-16-6-3	Modin, Boyle(p), Fedotenko, Andreychuk	1-7	4-4	35-28	39-35	18,630
47	1/22 @ EDM	W, 3-2	22-16-6-3	Kubina, Lecavalier, Richards	0-2	3-3	22-28	47-35	16,839
48	1/24 @ CGY	W, 6-2	23-16-6-3	St. Louis(p), St. Louis, Richards, Taylor, St. Louis, Fedotenko	1-3	2-3	29-20	47-1	17,009
49	1/27 @ PIT	W, 6-2	24-16-6-3	Kubina(p), Kubina(p), Stillman(p), Modin, St. Louis(s), Stillman	3-6	1-2	39-22	47-29	9,391
50	1/29 vs. PIT	W, 5-1	25-16-6-3	Richards, Kubina(p), Lecavalier, St. Louis, Lukowich	1-3	4-4	32-14	35-30	15,847
51	1/31 vs. ATL	W, 5-2	26-16-6-3	Modin(p), Modin, Andreychuk, Richards, Fedotenko	1-3	3-3	38-23	47-31	20,762+
52	2/2 @ PHI	W, 2-1	27-16-6-3	Kubina(p), Fedotenko	1-2	3-3	18-19	35-35	19,048
53	2/3 @ WSH	L, 1-2	27-17-6-3	Lecavalier	0-3	1-1	39-14	33-35	13,085
54	2/5 @ NSH	W, 5-2	28-17-6-3	Richards(p), Boyle(p), Kubina, Clymer, Taylor	2-4	6-6	29-26	35-29	9,879
55	2/10 vs. TOR	T, 4-4*	28-17-7-3	St. Louis(p), Lecavalier(p), Lecavalier(p), Richards	3-4	3-5	29-29	35-37	17,222
56	2/12 vs. MTL	W, 5-3	29-17-7-3	St. Louis(p), St. Louis, Richards, Lecavalier, Richards	1-6	3-4	41-25	47-60	15,644
57	2/14 vs. FLA	W, 3-2	30-17-7-3	Lecavalier, Sarich, St. Louis(s)	0-2	4-4	36-31	47-1	18,888
58	2/17 vs. PHI	W, 5-2	31-17-7-3	Modin, St. Louis, Richards, Boyle, Stillman	0-4	2-3	36-20	35-41	17,545
59	2/19 @ STL	L, 3-4*	31-17-7-4	Fedotenko, Stillman, Kubina	0-4	4-4	23-29	30-35	17,973
60	2/20 @ BUF	L, 3-4*	31-17-7-5	Andreychuk(p), Andreychuk(p), Stillman	2-4	4-4	33-26	43-47	18,124
61	2/23 @ WSH	W, 6-3	32-17-7-5	Sydor, Lecavalier(p), Modin(p), Andreychuk(p), Fedotenko, St. Louis	3-5	0-1	35-21	35-37	16,051
62	2/25 @ ATL	W, 4-2	33-17-7-5	Lecavalier, Richards, Lecavalier, Stillman	0-5	1-2	34-25	35-31	14,667
63	2/26 vs. TOR	W, 4-3	34-17-7-5	Kubina, Richards(s), Richards(p), Lecavalier	1-5	4-6	26-22	35-32	19,909+
64	2/28 vs. WSH	W, 4-2	35-17-7-5	Modin, Modin, Stillman, St. Louis(p)	1-4	3-3	23-23	35-35	20,124+
65	3/1 @ COL	W, 3-0	36-17-7-5	Richards, Lecavalier, St. Louis	0-3	1-1	29-16	35-1	18,007
66	3/3 @ CHI	W, 5-3	37-17-7-5	Lecavalier, Modin, Sarich(p), Fedotenko, Richards	0-2	3-4	29-30	35-30	10,702
67	3/5 vs. NJ	W, 3-2*	38-17-7-5	Afanasev, Lecavalier, Andreychuk	0-1	2-2	22-32	35-30	20,239+
68	3/6 @ FLA	W, 5-3	39-17-7-5	Afanasev, Andreychuk(p), Stillman, Boyle, Dingman	1-5	3-5	30-32	35-1	17,509
69	3/8 @ DET	T, 1-1*	39-17-8-5	Modin	0-5	2-2	38-29	34-35	20,066
70	3/10 @ CAR	W, 4-2	40-17-8-5	Andreychuk(p), Fedotenko, Boyle, Taylor	1-2	4-4	16-33	47-1	13,531
71	3/12 vs. NYR	W, 5-2	41-17-8-5	Stillman(p), St. Louis, Lecavalier, St. Louis(p), Lecavalier	2-4	2-3	37-28	35-30	20,026+
72	3/13 vs. CAR	L, 1-5	41-18-8-5	Fedotenko	0-3	6-7	21-26	80-47	20,237+
73	3/16 vs. NYI	L, 1-3	41-19-8-5	Modin	0-3	1-1	20-23	39-35	19,914+
74	3/18 vs. BUF	W, 3-1	42-19-8-5	Stillman, Taylor, St. Louis	0-5	4-4	26-26	35-35	19,946+
75	3/20 @ BOS	L, 4-5	42-20-8-5	Kubina, Andreychuk, Modin, Modin(p)	1-2	2-3	40-30	1-35	17,565
76	3/21 @ NYI	L, 0-3	42-21-8-5	-----	0-6	3-3	29-25	39-47	14,447
77	3/23 @ TOR	W, 7-2	43-21-8-5	Modin(p), Lukowich, Fedotenko, Richards, Andreychuk(p), Lecavalier, Cibak	2-5	2-3	40-29	47-20	19,452
78	3/25 vs. NJ	W, 2-1	44-21-8-5	Kubina, Richards	0-2	3-3	17-19	35-30	19,013
79	3/27 vs. WSH	W, 4-1	45-21-8-5	Lecavalier, Lecavalier, Modin, Richards	0-5	1-1	32-22	35-31	18,812
80	3/29 vs. OTT	L, 4-5*	45-21-8-6	Stillman, Boyle, Andreychuk(p), Andreychuk	1-2	2-2	28-36	31-35	19,844+
81	4/1 vs. FLA	W, 4-3	46-21-8-6	Richards, Modin, St. Louis(s), St. Louis	0-5	3-4	25-32	47-31	17,726
82	4/3 vs. ATL	L, 1-2	46-22-8-6	St. Louis	0-3	5-5	30-23	32-35	20,244+

PLAYERS

PLAYER	GP	G	A	PTS	+/-	PIM	PP	SH	GW	GT	S	%
Vaclav Prospal	80	22	57	79	9	53	90	0	4	0	134	16.42
Vincent Lecavalier	80	33	45	78	0	39	11	2	3	1	275	12
Brad Richards	80	17	57	74	3	24	4	0	2	0	277	6.14
Martin St. Louis	82	33	37	70	10	32	12	3	5	3	201	16.42
Dan Boyle	77	13	40	53	9	44	8	0	1	1	136	9.56
Fredrik Modin	76	17	23	40	7	43	2	1	4	1	179	9.5
Dave Andreychuk	72	20	14	34	-12	34	15	0	3	2	170	11.76
Ruslan Fedotenko	76	19	13	32	-7	44	6	0	6	0	113	16.81
Pavel Kubina	75	3	19	22	-7	78	0	0	0	0	139	2.16
Ben Clymer	65	6	12	18	-2	57	1	0	1	0	103	5.83
Andre Roy	62	10	7	17	0	119	0	0	2	0	85	11.76
Brad Lukowich	70	1	14	15	4	46	0	0	0	0	52	1.92
Cory Sarich	82	5	9	14	-3	63	0	0	2	0	79	6.33
Tim Taylor	82	4	8	12	-13	38	0	0	1	0	95	4.21
Alexander Svitov	63	4	4	8	-4	58	1	0	0	0	69	5.8
Janne Laukkanen (TOT)	19	2	6	8	-2	8	0	0	0	0	12	16.67
(TB)	2	1	0	1	1	0	0	0	0	0	2	50.00
(PIT)	17	1	6	7	-3	8	0	0	0	0	10	10.00
Nolan Pratt	67	1	7	8	-6	35	0	0	0	0	38	2.63
Marc Bergevin (TOT)	70	2	5	7	-11	36	0	0	0	0	27	7.41
(TB)	1	0	0	0	-2	0	0	0	0	0	0	0
(PIT)	69	2	5	7	-9	36	0	0	0	0	27	7.40
Sheldon Keefe	37	2	5	7	-1	24	0	0	0	0	51	3.92
Nikita Alexeev	37	4	2	6	-6	8	1	0	1	1	52	7.69
Stan Neckar	70	1	4	5	-6	43	0	0	1	0	38	2.63
Jassen Cullimore	28	1	3	4	3	31	0	0	0	0	23	4.35
Chris Dingman	51	2	1	3	-11	91	0	0	0	0	41	4.88
Jimmie Olvestad	37	0	3	3	-2	16	0	0	0	0	30	0
Nikolai Khabibulin	65	0	3	3	0	8	0	0	0	0	0	0
John Grahame (TOT)	40	0	2	2	0	11	0	0	0	0	0	0
(TB)	17	0	2	2	0	11	0	0	0	0	0	0
(BOS)	23	0	0	0	0	0	0	0	0	0	0	0
Evgeny Konstantinov	1	0	0	0	0	2	0	0	0	0	0	0
Kevin Hodson	7	0	0	0	0	2	0	0	0	0	0	0
Darren Rumble	19	0	0	0	-2	6	0	0	0	0	10	0

TRADED PLAYERS

PLAYER	GP	G	A	PTS	+/-	PIM	PP	SH	GW	GT	S	%
Brian Holzinger (TB)	5	0	1	1	1	2	0	0	0	0	3	0

GOALTENDERS

GOALTENDER	GP	MIN	AVG	W	L	T	EN	SO	GA	SVS	SV%
Nikolai Khabibulin	65	3787	2.47	30	22	11	5	4	156	1604	.911
John Grahame	17	914	2.23	6	5	4	1	2	34	390	.920
Evgeny Konstantinov	1	20	3.00	0	0	0	0	0	1	5	.833

TRADED GOALTENDERS

GOALTENDER	GP	MIN	AVG	W	L	T	EN	SO	GA	SVS	SV%
Kevin Hodson (TB)	7	283	2.54	0	3	1	1	0	12	101	.881

2002-2003 GAME-BY-GAME RESULTS

#	OPPONENT	RESULT	RECORD	SCORERS	PP	PK	SF - SA	W - L	ATTEND.
								GLTNDNR	
1	10/10 @ FLA	W, 4 - 3*	1-0-0-0	Richards (p), Lukowich, Lecavalier, Prospal (gw)	1-6	5-7	32-25	35-1	18,013
2	10/12 vs. CAR	W, 5 - 1	2-0-0-0	St. Louis (p), Fedotenko (gw), Andreychuk (p), Cullimore, Fedotenko (p)	3-11	9-10	24-22	35-1	19,814+
3	10/18 vs. ATL	W, 8 - 5	3-0-0-0	Boyle, Lecavalier, Lecavalier, Prospal (p), Taylor, Fedotenko (gw), St. Louis (s), Taylor	1-7	4-6	31-26	35-33	14,974
4	10/19 @ PIT	T, 3 - 3*	3-0-1-0	Clymer, St. Louis, Boyle (p-gt)	1-9	5-6	41-29	35-1	16,106
5	10/21 @ NYR	W, 4 - 2	4-0-1-0	Clymer (p), St. Louis (p), Prospal (p-gw), St. Louis	3-8	2-3	29-20	35-31	17,258
6	10/23 @ CBJ	T, 2 - 2*	4-0-2-0	St. Louis, Andreychuk (p-gt)	1-6	7-8	27-26	35-30	17,306
7	10/25 vs. WSH	W, 3 - 2	5-0-2-0	Dingman, Andreychuk (p), Modin (gw)	1-9	5-5	37-27	35-37	17,442
8	10/26 @ NJ	L, 1 - 5	5-1-2-0	Dingman	0-4	1-2	21-30	30-30	13,080
9	10/28 @ FLA	W, 6 - 1	6-1-2-0	Andreychuk, Prospal (gw), Fedotenko (p), Clymer, Lecavalier, Modin	1-7	4-5	38-23	35-1	13,244

#	OPPONENT	RESULT	RECORD	SCORERS	PP	PK	SF - SA	W - L	ATTEND.
								GLTNDNR	
10	10/30 vs. NYR	W, 3 - 0	7-1-2-0	Taylor (gw), Modin, Lecavalier	0-6	6-6	22-24	35-35	17,512
11	11/1 @ WSH	L, 2 - 3	7-2-2-0	St. Louis, Lecavalier	0-5	7-8	18-28	35-35	15,791
12	11/2 @ PIT	L, 3 - 5	7-3-2-0	Prospal, St. Louis, St. Louis	0-4	2-5	29-25	1-35	17,108
13	11/5 @ TOR	L, 3 - 4	7-4-2-0	Keefe, Roy, Richards	0-3	2-2	37-32	20-35	18,981
14	11/8 vs. PIT	W, 4 - 1	8-4-2-0	Lecavalier (p), Lecavalier (gw), Modin, Lecavalier	1-7	5-5	22-16	35-1	18,741
15	11/9 vs. CHI	L, 2 - 3*	8-4-2-1	St. Louis (p), Prospal (p)	2-13	3-3	39-18	41-35	18,802
16	11/11 vs. PHX	W, 4 - 2	9-4-2-1	Modin (p), Roy, Neckar (gw), Andreychuk (p)	2-7	4-5	26-36	35-33	14,439
17	11/15 vs. SJ	W, 4 - 2	10-4-2-1	Andreychuk (p),Svitov, Fedotenko (gw), St. Louis	1-7	6-7	27-29	35-20	15,744
18	11/17 @ CAR	W, 2 - 1*	11-4-2-1	Kubina, Sarich (gw)	0-6	5-6	31-36	35-80	13,970
19	11/19 vs. PHI	L, 2 - 3	11-5-2-1	Lecavalier (p), Keefe	1-7	2-2	19-32	32-35	17,154
20	11/21 vs. NYI	L, 2 - 7	11-6-2-1	Clymer, Roy	0-5	6-7	34-38	30-35	15,022
21	11/23 @ NJ	W, 3 - 1	12-6-2-1	Roy, Andreychuk (p-gw), Andreychuk	1-1	1-1	23-33	35-35	14,636
22	11/27 @ BUF	T, 1 - 1*	12-6-3-1	Modin (gt)	0-7	2-2	24-23	30-43	11,420
23	11/29 vs. VAN	L, 3 - 5	12-7-3-1	Richards (p), St. Louis (p), St. Louis	2-4	1-3	35-33	1-35	16,875
24	12/1 @ NYR	L, 3 - 4	12-8-3-1	Fedotenko (p), Roy, St. Louis (p)	2-4	1-2	26-29	31-35	18,200
25	12/3 @ TOR	L, 3 - 4*	12-8-3-2	St. Louis, Modin, Lecavalier	0-3	3-3	28-48	20-35	19,206
26	12/5 vs. EDM	W, 3 - 2	13-8-3-2	Lecavalier (p), Kubina, Fedotenko (gw)	1-2	4-5	21-27	35-35	13,454
27	12/7 @ BOS	L, 2 - 3*	13-8-3-3	Richards, Boyle (p)	1-4	3-3	22-34	47-35	14,303
28	12/8 @ CHI	L, 1 - 3	13-9-3-3	St. Louis (p)	1-5	4-4	21-38	41-35	11,647
29	12/10 @ MIN	L, 3 - 5	13-10-3-3	Boyle, Boyle (p), Svitov (p)	2-5	2-3	35-24	35-35	18,064
30	12/12 @ MTL	W, 3 - 2	14-10-3-3	Boyle (p), Richards, St. Louis (gw)	1-5	6-6	34-20	35-31	19,588
31	12/14 vs. NYI	W, 4 - 3	15-10-3-3	Sarich, Lecavalier, Lecavalier (s), Prospal (gw)	0-4	3-4	24-27	35-30	15,912
32	12/18 @ CAR	T, 1 - 1*	15-10-4-3	Richards	0-2	5-6	22-28	35-1	15,236
33	12/19 vs. TOR	L, 1 - 2	15-11-4-3	Richards	0-5	3-3	30-19	20-30	14,987
34	12/21 vs. NSH	T, 2 - 2*	15-11-5-3	Lecavalier (p), Boyle	1-5	3-3	40-26	35-29	15,248
35	12/23 @ WSH	L, 0 - 3	15-12-5-3	-----	0-6	4-4	40-25	37-35	13,875
36	12/27 vs. BOS	W, 5 - 2	16-12-5-3	Andreychuk, Modin (p), St. Louis (gw), Modin, Prospal	1-5	1-2	26-34	35-47	20,819+
37	12/29 vs. NYR	W, 5 - 3	17-12-5-3	St. Louis (p),Fedotenko (p), Andreychuk (p), Modin (gw), Andreychuk (p)	4-13	5-7	43-31	35-30	17,837
38	12/31 vs. OTT	L, 3 - 6	17-13-5-3	Lecavalier, Richards, Fedotenko	0-2	2-3	26-30	40-30	14,452
39	1/2 @ CGY	L, 1 - 4	17-14-5-3	St. Louis (p)	1-5	2-5	26-32	1-35	14,881
40	1/4 @ STL	L, 1 - 5	17-15-5-3	Roy	0-6	2-3	27-22	35-35	19,829
41	1/7 vs. DET	W, 1 - 0	18-15-5-3	Richards (gw)	0-1	1-1	32-30	35-31	19,941+
42	1/9 vs. ATL	L, 2 - 3*	18-15-5-4	Lecavalier (p), Andreychuk (p)	2-4	6-6	32-39	34-35	12,622
43	1/11 vs. NJ	T, 3 - 3*	18-15-6-4	Kubina, Sarich, St. Louis (p-gt)	1-4	2-3	25-32	35-30	15,842
44	1/14 @ OTT	L, 0 - 7	18-16-6-4	-----	0-2	2-3	17-28	40-35	18,500
45	1/17 vs. PIT	L, 2 - 3	18-17-6-4	Roy, Lecavalier (p)	1-7	3-3	31-21	31-47	18,202
46	1/18 @ PHI	L, 2 - 3	18-18-6-4	Prospal, Lecavalier	0-2	5-7	14-24	42-35	19,536
47	1/20 vs. OTT	W, 6 - 2	19-18-6-4	Prospal, Modin, Alexeev (gw), St. Louis, Richards, Lecavalier	0-3	7-7	30-24	47-40	12,022
48	1/22 vs. MTL	T, 2 - 2*	19-18-7-4	Fedotenko (p), Andreychuk (p-gt)	2-4	1-2	36-28	35-60	15,343
49	1/24 @ DAL	W, 4 - 1	20-18-7-4	Lecavalier, Roy (gw), Roy, St. Louis (s)	0-5	3-4	22-26	47-31	18,532
50	1/25 @ NSH	L, 2 - 3	20-19-7-4	Fedotenko, Prospal (p)	1-4	5-5	24-21	29-35	14,560
51	1/28 @ PHI	W, 3 - 0	21-19-7-4	Fedotenko (gw), St. Louis, Modin (s)	0-3	3-3	22-34	47-32	19,126
52	1/30 vs. CAR	W, 3 - 1	22-19-7-4	St. Louis (p), St. Louis (gw), St. Louis	1-7	2-2	31-25	47-80	13,541
53	2/4 vs. WSH	L, 1 - 5	22-20-7-4	Modin	0-7	3-6	28-23	37-47	13,141
54	2/6 vs. TOR	L, 2 - 3*	22-20-7-5	Fedotenko, Andreychuk (p)	1-8	2-2	36-24	37-35	16,204
55	2/8 @ FLA	T, 4 - 4*	22-20-8-5	Pratt, Andreychuk, Richards, Svitov	0-2	3-5	24-26	35-1	14,522
56	2/11 @ NYI	L, 2 - 6	22-21-8-5	Boyle (p), Modin	1-8	2-4	42-33	30-35	14,039
57	2/14 @ ATL	T, 2 - 2*	22-21-9-5	Prospal (p), Alexeev (gt)	1-3	4-4	30-35	47-31	17,033
58	2/15 vs. BOS	W, 5 - 2	23-21-9-5	Alexeev (p), Lecavalier, Boyle (p-gw), Clymer, Boyle	2-7	3-3	34-32	35-31	19,934+
59	2/17 vs. WSH	W, 3 - 1	24-21-9-5	Boyle (p), Modin (gw), Prospal	1-5	1-1	30-15	35-37	13,954
60	2/19 vs. ATL	W, 2 - 0	25-21-9-5	St. Louis (gw), Richards	0-1	3-3	36-27	47-33	13,562
61	2/21 @ CAR	T, 2 - 2*	25-21-10-5	Prospal, Prospal (p)	1-4	2-2	36-25	35-80	16,732
62	2/23 vs. BUF	L, 1 - 4	25-22-10-5	Richards (p)	1-4	1-2	31-25	43-47	16,654
63	2/25 vs. ANA	W, 2 - 0	26-22-10-5	Andreychuk (gw), Alexeev	0-4	1-1	26-24	35-29	15,634
64	2/27 vs. FLA	W, 3 - 1	27-22-10-5	Richards (p), Lecavalier (gw), Prospal	1-2	2-2	39-36	35-1	14,192
65	3/1 @ OTT	W, 2 - 1	28-22-10-5	St. Louis (p), Lecavalier (gw)	1-2	2-2	26-31	35-40	18,033
66	3/4 @ NYI	W, 3 - 1	29-22-10-5	Richards, St. Louis (s-gw), Lecavalier	0-2	4-4	27-26	35-30	15,384
67	3/5 @ DET	L, 2 - 3	29-23-10-5	Boyle (p), Prospal (p)	2-7	4-5	35-22	31-47	20,058
68	3/7 vs. COL	W, 4 - 3	30-23-10-5	Boyle, Fedotenko (p), Andreychuk (p), Modin (gw)	2-4	3-3	35-25	35-1	20,254+
69	3/9 vs. BUF	T, 1 - 1*	30-23-11-5	Lecavalier (p)	1-4	1-2	28-27	35-35	19,907+
70	3/12 vs. LA	W, 4 - 2	31-23-11-5	Sarich, Prospal, Fedotenko (gw), Lecavalier	0-5	2-2	27-28	35-1	17,138
71	3/14 @ BUF	W, 4 - 2	32-23-11-5	Prospal, Andreychuk (p), Richards (gw), Prospal	1-4	3-3	33-28	47-35	13,876
72	3/15 @ MTL	W, 2 - 1	33-23-11-5	Svitov, Clymer (gw)	0-2	3-3	24-24	35-60	21,273
73	3/17 vs. MIN	T, 3 - 3*	33-23-12-5	Taylor, Fedotenko, St. Louis (p)	1-1	2-3	32-20	47-30	18,196
74	3/20 @ LA	T, 2 - 2*	33-23-13-5	Prospal (p), St. Louis (gt)	1-2	4-4	26-39	47-1	17,569
75	3/22 @ PHX	W, 4 - 0	34-23-13-5	Andreychuk (p-gw), Lecavalier (p), Lecavalier (s), Lecavalier (p)	3-5	3-3	24-21	35-33	13,347
76	3/24 @ SJ	W, 4 - 1	35-23-13-5	Andreychuk (p), Roy (gw), Lecavalier (p), Fedotenko	2-3	1-1	42-35	35-20	17,001
77	3/27 vs. NJ	T, 2 - 2*	35-23-14-5	Richards, Lecavalier (p-gt)	1-4	2-3	34-30	35-30	18,116
78	3/29 vs. FLA	T, 1 - 1*	35-23-15-5	St. Louis (gt)	0-4	6-7	40-30	35-1	19,420
79	3/31 @ BOS	T, 2 - 2*	35-23-16-5	Fedotenko, Modin	0-2	3-3	17-35	47-31	16,856
80	4/2 vs. MTL	W, 2 - 1	36-23-16-5	Prospal (p), Sarich (gw)	1-4	0-0	31-27	35-30	15,754
81	4/4 vs. PHI	L, 1 - 4	36-24-16-5	Fedotenko	0-5	2-3	28-27	32-35	19,553
82	4/6 @ ATL	L, 2 - 6	36-25-16-5	Laukkanen, Lecavalier	0-0	2-4	21-41	31-47	18,033
83	3/25 vs. NJ	W, 2-1	44-21-8-5	Kubina, Richards	0-2	3-3	17-19	35-30	19,013
79	3/27 vs. WSH	W, 4-1	45-21-8-5	Lecavalier, Lecavalier, Modin, Richards	0-5	1-1	32-22	35-31	18,812
80	3/29 vs. OTT	L, 4-5*	45-21-8-6	Stillman, Boyle, Andreychuk(p), Andreychuk	1-2	2-2	28-36	31-35	19,844+
81	4/1 vs. FLA	W, 4-3	46-21-8-6	Richards, Modin, St. Louis(s), St. Louis	0-5	3-4	25-32	47-31	17,726
82	4/3 vs. ATL	L, 1-2	46-22-8-6	St. Louis	0-3	5-5	30-23	32-35	20,244+
**	Overtime		+	Sellout			(y)	Overtime Game-Winner	
*	Shootout		(p)	Power Play Goal		(s)	(EV-PS)	Successful Penalty Sho	

2001-2002 STATS

PLAYERS

PLAYER	GP	G	A	PTS	+/-	PIM	PP	SH	GW	GT	S	%
Brad Richards	82	20	42	62	-18	13	5	0	0	1	251	7.97
Vaclav Prospal	81	18	37	55	-11	38	7	0	2	0	166	10.84
Dave Andreychuk	82	21	17	38	-12	109	9	1	5	0	161	13.04
Vincent Lecavalier	76	20	17	37	-18	61	5	0	3	1	164	12.20
Martin St. Louis	53	16	19	35	4	20	6	1	2	2	105	15.24
Ben Clymer	81	14	20	34	-10	36	4	0	2	0	151	9.27
Pavel Kubina	82	11	23	34	-22	106	5	2	3	0	189	5.82
Fredrik Modin	54	14	17	31	0	27	2	0	4	1	141	9.93
Dan Boyle (TOT)	66	8	18	26	1	39	3	0	1	1	99	8.08
(TB)	41	5	15	20	-15	27	2	0	1	1	68	7.4
(FLA)	25	3	3	6	-1	12	1	0	0	0	31	9.7
Shane Willis (TOT)	80	11	13	24	-8	30	2	0	0	1	155	7.10
(TB)	21	4	3	7	0	6	0	0	0	0	29	13.8
(CAR)	59	7	10	17	-8	24	2	0	0	1	126	5.6
Andre Roy (TOT)	65	7	9	16	-2	211	0	0	0	0	66	10.61
(TB)	9	1	1	2	-5	63	0	0	0	0	6	16.7
(OTT)	56	6	8	14	3	148	0	0	0	0	60	10.0
Jimmie Olvestad	74	3	11	14	3	24	0	0	0	0	99	3.03
Sheldon Keefe	39	6	7	13	-11	16	0	0	1	2	52	11.54
Jassen Cullimore	78	4	9	13	-1	58	0	0	1	0	84	4.76
Cory Sarich	72	0	11	11	-4	105	0	0	0	0	55	0.00
Tim Taylor	48	4	4	8	-2	25	0	1	0	0	50	8.00
Nikita Alexeev	44	4	4	8	-9	8	1	0	1	0	47	8.51
Stan Neckar	77	1	7	8	-18	24	0	1	0	0	38	2.63
Martin Cibak	26	1	5	6	-6	8	0	0	0	0	22	4.45
Chris Dingman (TOT)	44	0	5	5	-10	103	0	0	0	0	41	0.00
(TB)	14	0	4	4	-8	26	0	0	0	0	24	0.00
(CAR)	30	0	1	1	-2	77	0	0	0	0	17	0.00
Grant Ledyard	53	1	3	4	-5	12	0	0	0	0	27	3.70
Brian Holzinger	23	1	2	3	-4	4	0	0	0	0	20	5.00
Nolan Pratt	46	0	3	3	-4	51	0	0	0	0	38	0.00
Gordie Dwyer	26	0	2	2	-4	60	0	0	0	0	6	0.00
Josef Boumedienne (TOT)	4	1	0	1	-2	6	0	0	0	0	1	100.0
(TB)	3	0	0	0	-1	4	0	0	0	0	0	0.00
(NJ)	1	1	0	1	-1	2	0	0	0	0	1	100.0
Martin Biron	36	0	0	0	-16	12	0	0	0	0	35	0.00
Sascha Goc (TOT)	11	0	0	0	-2	0	0	0	0	0	4	0.00
(TB)	9	0	0	0	0	0	0	0	0	0	2	0.00
(NJ)	2	0	0	0	-2	0	0	0	0	0	2	0.00
Dmitry Afanasev	5	0	0	0	-1	0	0	0	0	0	1	0.00
Ryan Tobler	4	0	0	0	-2	5	0	0	0	0	1	0.00
Gaetan Royer	3	0	0	0	-1	2	0	0	0	0	0	0.00
Kristian Kudroc	2	0	0	0	0	0	0	0	0	0	0	0.00

TRADED PLAYERS

PLAYER	GP	G	A	PTS	+/-	PIM	PP	SH	GW	GT	S	%
Matthew Barnaby (TB)	29	0	0	0	-7	70	0	0	0	0	13	0.00
Zdeno Cigar (TB)	27	6	6	12	-12	10	0	0	2	0	44	13.6
Glen Metropolit (TB)	2	0	0	0	-2	0	0	0	0	0	1	0.00
Juha Ylonen (TB)	65	3	10	13	-10	8	0	0	0	0	75	4.0
Andrei Zyuzin (TB)	9	0	2	2	-6	6	0	0	0	0	14	0.00

GOALTENDERS

GOALTENDER	GP	MIN	AVG	W	L	T	EN	SO	GA	SVS	SV%
Nikolai Khabibulin	70	3896	2.36	24	32	10	7	7	153	1761	.920
Dieter Kochan	5	237	4.05	0	3	1	0	0	16	113	.876

TRADED GOALTENDERS

GOALTENDER	GP	MIN	AVG	W	L	T	EN	SO	GA	SVS	SV%
Kevin Weekes (TB)	19	830	2.89	3	9	0	3	2	40	430	.915

2001-2002 GAME-BY-GAME RESULTS

#	OPPONENT	RESULT	RECORD	SCORERS	GOALTENDER(S)	PP	PK	SF-SA	ATTEND.
1	10/05 vs. NYI	L, 2-3	00-01-00-00	Olvestad, Richards (p)	Khabibulin	1-7	3-4	25-34	20,174+
2	10/07 vs. FLA	L, 0-5	00-02-00-00	-----	Khabibulin	0-4	2-4	28-37	12,658
3	10/11 @ SJ	L, 3-4	00-03-00-00	Richards, St. Louis (p), Modin	Khabibulin	1-3	4-6	27-38	16,591
4	10/13 @ LA	W, 1-0	01-03-00-00	Prospal (gw)	Weekes	0-6	6-6	19-31	17,114
5	10/14 @ ANA	W, 3-2	02-03-00-00	Modin (p), Clymer, Andreychuk (p-gw)	Khabibulin	0-5	3-4	27-35	9,579
6	10/16 @ COL	L, 1-2	02-04-00-00	Prospal	Khabibulin	0-5	3-3	20-25	18,007
7	10/20 vs. NYR	W, 5-2	03-04-00-00	Clymer (p), Modin, Andreychuk (gw), Clymer, St. Louis (p)	Khabibulin	2-7	5-5	36-35	19,056
8	10/23 vs. WSH	T, 1-1*	03-04-01-00	St. Louis (p-gt)	Khabibulin	1-5	2-2	24-21	13,319
9	10/25 vs. LA	W, 3-0	04-04-01-00	Modin (gw), St. Louis, Neckar (s)	Khabibulin	0-6	5-5	18-28	12,957
10	10/27 @ ATL	L, 3-4	04-05-01-00	Clymer (p), Prospal (p), Prospal (p)	Khabibulin(3-11),	2-6	2-2	32-25	14,569

	OPPONENT	RESULT	RECORD	SCORERS	GOALTENDER(S)	PP	PK	SF-SA	ATTEND.
11	10/30 @ TOR	L, 2-3	04-06-01-00	Richards, St. Louis	Weekes (1-14)	0-7	3-3	22-35	19,061
12	11/02 @ BUF	L, 1-4	04-07-01-00	St. Louis (p)	Weekes	1-3	3-5	27-34	16,104
13	11/03 @ PIT	L, 1-2*	04-07-01-01	Lecavalier	Khabibulin	0-4	6-6	30-30	17,148
14	11/06 @ NYI	L, 0-3	04-08-01-01	-----	Khabibulin	0-5	6-7	29-22	10,316
15	11/08 vs. PHI	L, 1-2	04-09-01-01	Kubina	Khabibulin (2-35), Weekes (0-0)	0-2	2-2	23-35	17,217
16	11/10 vs. PIT	W, 3-2*	05-09-01-01	Lecavalier, Ylonen, Prospal (p-gw)	Khabibulin	1-7	4-5	34-31	18,812
17	11/15 vs. TOR	L, 2-3	05-10-01-01	Lecavalier, Taylor	Khabibulin	0-2	1-1	20-22	14,842
18	11/17 vs. CAR	W, 2-0	06-10-01-01	Clymer (gw), Taylor	Khabibulin	0-2	4-4	24-26	19,758+
19	11/20 vs. ANA	W, 3-2	07-10-01-01	Ylonen, Prospal (p), Clymer (p-gw)	Khabibulin	2-6	2-3	21-29	15,012
20	11/21 @ WSH	L, 2-3	07-11-01-01	Cullimore, Holzinger	Weekes (3-48), Khabibulin (0-0)	0-1	2-2	25-48	16,020
21	11/23 vs. NJ	W, 2-0	08-11-01-01	Modin (gw), Prospal	Khabibulin	1-9	3-3	22-29	17,572
22	11/25 @ CAR	W, 4-0	09-11-01-01	Kubina (s-gw), Taylor (s), Modin, Richards	Khabibulin	0-2	9-9	28-41	13,561
23	11/27 @ BOS	L, 3-6	09-12-01-01	Clymer (p), Andreychuk (p), St. Louis	Khabibulin (4-24) Weekes (1-5)	2-2	2-2	25-30	12,117
24	11/29 vs. ATL	W, 5-2	10-12-01-01	Kubina (p), Richards, Cullimore (gw), Andreychuk, Prospal	Khabibulin	1-3	2-3	38-41	11,421
25	12/01 @ PHI	L, 0-2	10-13-01-01	-----	Weekes	0-4	5-5	15-42	19,476
26	12/02 @ NYR	L, 0-1	10-14-01-01	-----	Khabibulin	0-3	4-4	20-27	17,866
27	12/04 @ NJ	T, 1-1*	10-14-02-01	Modin	Khabibulin	0-2	1-2	11-42	12,002
28	12/06 vs. CBJ	W, 1-0	11-14-02-01	Modin (gw)	Khabibulin	0-3	1-1	24-27	12,209
29	12/08 @ OTT	L, 2-5	11-15-02-01	Richards, Lecavalier (p)	Weekes	1-4	4-6	27-44	15,277
30	12/10 @ VAN	T, 1-1*	11-15-03-01	Richards (gt)	Khabibulin	0-2	1-1	35-28	15,370
31	12/12 @ CGY	W, 3-1	12-15-03-01	Richards (p), Andreychuk (gw), Taylor	Khabibulin	1-3	2-2	21-29	13,913
32	12/14 @ EDM	L, 1-2	12-16-03-01	Keefe	Khabibulin	0-3	2-2	23-35	16,272
33	12/17 @ MTL	W, 4-3	13-16-03-01	Lecavalier, St. Louis, Clymer, St. Louis	Khabibulin	0-0	2-2	31-22	19,743
34	12/21 vs. STL	W, 4-3*	14-16-03-01	Lecavalier (p), Modin, Modin, Lecavalier (gw)	Khabibulin	1-2	3-4	18-40	15,223
35	12/26 @ NSH	W, 1-0	15-16-03-01	Modin (gw)	Weekes	0-1	2-2	22-31	13,840
36	12/27 vs. CAR	L, 2-3	15-17-03-01	Ylonen, Modin	Khabibulin	0-4	2-2	32-28	16,413
37	12/29 vs. BOS	L, 4-5*	15-17-03-02	Richards (p), Prospal (p), St. Louis (p), Cullimore	Khabibulin	3-5	1-1	28-39	20,354+
38	12/31 vs. TOR	L, 1-4	15-18-03-02	St. Louis	Weekes	0-2	2-3	17-38	16,721
39	01/02 @ MIN	L, 0-2	15-19-03-02	-----	Khabibulin	0-4	2-2	36-20	18,568
40	01/04 @ CHI	L, 0-2	15-20-03-02	-----	Khabibulin	0-4	3-4	17-29	16,608
41	01/06 @ PHX	W, 3-0	16-20-03-02	Ciger (gw), St. Louis (s), Andreychuk (p)	Khabibulin	1-3	3-3	24-33	10,570
42	01/08 vs. DAL	L, 1-2	16-21-03-02	Andreychuk	Khabibulin	0-4	4-4	35-28	12,874
43	01/12 vs. OTT	L, 1-2	16-22-03-02	Richards	Khabibulin	0-2	0-1	34-25	13,712
44	01/13 @ ATL	T, 2-2*	16-22-04-02	Andreychuk, Modin (p-gt)	Khabibulin	1-2	1-1	39-24	10,839
45	01/15 @ NJ	W, 5-4*	17-22-04-02	Ciger, St. Louis (p), Ciger, Lecavalier (p), Ciger (gw)	Weekes (3-19), Khabibulin (1-21)	2-4	1-2	17-40	11,731
46	01/18 vs. CHI	T, 2-2*	17-22-05-02	St. Louis, St. Louis (gt)	Khabibulin	0-3	0-1	32-36	17,895
47	01/19 vs. MTL	L, 1-5	17-23-05-02	Ciger	Khabibulin	0-3	3-3	25-28	15,264
48	01/21 vs. NJ	W, 3-2	18-23-05-02	Lecavalier, Clymer,	Weekes (2-21)	0-3	4-4	17-33	13,134
49	01/23 @ PIT	L, 1-5	18-24-05-02	Clymer	Khabibulin	0-5	1-4	27-27	15,127
50	01/25 @ BUF	L, 1-4	18-25-05-02	Weekes (2-16)	Khabibulin	0-6	6-6	22-33	18,690
51	01/26 @ NYI	L, 2-6	18-26-05-02	Modin	Weekes	0-4	2-2	25-25	16,234
52	01/28 @ NYR	W, 1-0	19-26-05-02	Ledyard, Lecavalier	Khabibulin	0-1	1-1	21-42	18,200
53	01/30 vs. CAR	L, 1-3	19-27-05-02	Lecavalier (gw)	Khabibulin	1-3	2-3	19-40	13,234
54	02/04 vs. OTT	T, 4-4*	19-27-06-02	Kubina (p)	Khabibulin	0-2	3-4	31-33	12,358
55	02/06 @ FLA	W, 3-2	20-27-06-02	Lecavalier, Prospal, Kubina, Richards	Weekes	1-2	2-3	21-39	13,684
56	02/07 vs. FLA	L, 1-3	20-28-06-02	Andreychuk (p), Clymer, Alexeev (gw)	Khabibulin	0-2	2-2	37-26	14,911
57	02/09 vs. WSH	L, 2-4	20-29-06-02	Prospal, Andreychuk	Khabibulin	0-1	0-0	21-22	16,675
58	02/11 @ WSH	L, 1-3	20-30-06-02	Ciger	Weekes (0-9) Khabibulin (1-12)	0-2	3-3	20-31	16,094
59	02/26 vs. DET	L, 3-4*	20-30-06-03	Prospal, Andreychuk (p), Olvestad	Weekes	1-7	3-5	37-36	20,914+
60	03/01 vs. SJ	W, 4-2	21-30-06-03	Richards, Kubina (p), Kubina (gw), Richards	Khabibulin	1-2	1-1	30-27	15,013
61	03/02 vs. FLA	W, 3-2	22-30-06-03	Richards (p), Olvestad, Boyle (p-gw)	Khabibulin	2-3	5-5	31-26	16,684
62	03/06 vs. EDM	L, 2-3	22-31-06-03	Andreychuk (p), Prospal (p)	Khabibulin	2-8	3-3	37-39	13,256
63	03/08 vs. PHI	L, 2-4	22-32-06-03	Boyle (p), Richards	Khabibulin	1-2	1-2	22-28	20,554+
64	03/10 vs. NSH	W, 5-1	23-32-06-03	Alexeev, Keefe (gw), Richards (p), Clymer, Boyle	Khabibulin	1-3	2-2	34-21	12,025
65	03/12 @ ATL	T, 4-4*	23-32-07-03	Cibak, Andreychuk (p) Clymer, Boyle (gt)	Khabibulin	1-6	3-3	42-26	14,618
66	03/14 vs. CGY	W, 3-2	24-32-07-03	Andreychuk, Kubina (p-gw)	Khabibulin	1-4	3-3	24-32	13,473
67	03/17 vs. BUF	T, 2-2*	24-32-08-03	Andreychuk (p), Keefe (gt)	Khabibulin	1-5	6-6	24-24	15,714
68	03/18 @ PHI	T, 3-3*	24-32-09-03	Cullimore, Alexeev, Keefe (gt)	Kochan	0-1	1-2	25-21	19,405
69	03/20 vs. ATL	W, 4-2	25-32-09-03	Keefe, Andreychuk, Andreychuk (gw), Kubina (s)	Khabibulin	0-9	3-3	37-21	11,673
70	03/22 vs. MTL	T, 3-3*	25-32-10-03	Roy, Richards, Alexeev (p)	Khabibulin	1-6	2-2	40-26	16,912
71	03/24 vs. BOS	L, 3-4*	25-32-10-04	Lecavalier, Prospal, Prospal	Khabibulin	0-7	4-4	30-24	18,009
72	03/26 @ TOR	L, 2-7	25-33-10-04	Willis, Prospal	Khabibulin (4-21), Kochan (3-7)	0-4	2-2	26-28	19,304
73	03/28 @ MTL	L, 1-2	25-34-10-04	Prospal (p)	Khabibulin	1-3	1-1	33-24	20,235
74	03/30 @ OTT	L, 1-3	25-35-10-04	Keefe	Kochan	0-4	4-5	17-36	17,559
75	04/01 vs. NYR	L, 4-6	25-36-10-04	Kubina, Lecavalier, Andreychuk (s), Prospal	Khabibulin	0-3	2-2	30-21	15,211
76	04/03 @ WSH	L, 1-4	25-37-10-04	Richards	Kochan (3-19), Khabibulin (0-6)	0-6	3-3	20-26	18,025
77	04/04 vs. PIT	W, 4-2	26-37-10-04	Andreychuk, Lecavalier, Andreychuk (gw), Clymer	Khabibulin	0-2	5-6	32-31	15,544
78	04/07 vs. BUF	L, 3-5	26-38-10-04	Willis, Kubina (p), Lecavalier (p)	Khabibulin	2-4	4-6	28-24	16,274
79	04/09 @ BOS	T, 2-2*	26-38-11-04	Lecavalier, Lecavalier (gt)	Khabibulin	0-4	4-4	24-38	13,946
80	04/10 @ CAR	L, 2-4	26-39-11-04	Richards, Willis	Kochan	0-3	2-4	30-26	18,210
81	04/12 vs. NYI	L, 1-3	26-40-11-04	Boyle	Khabibulin	0-6	5-7	25-20	19,894+
82	04/14 @ FLA	W, 3-2*	27-40-11-04	Andreychuk (p), Willis, Lecavalier (p-gw)	Khabibulin	2-3	5-6	33-30	18,219
**	Overtime Shootout		+	Sellout	(s)		(y)	Overtime Game-Winner	
*			(p)	Power Play Goal	(x)			Successful Penalty Shot	

2000-2001 STATS

2000-2001 INDIVIDUAL SCORING
(24-47-6-5, 59 pts., 5th Southeast Division)

PLAYERS													
PLAYER	GP	G	A	PTS	+/ -	PIM	PP	SH	GW	GT	S	%	
Brad Richards*	82	21	41	62	-10	14	7	0	3	0	179	11.7	
Fredrik Modin	76	32	24	56	-1	48	8	0	4	0	217	14.7	
Vincent Lecavalier	68	23	28	51	-26	66	7	0	3	0	165	13.9	
Martin St. Louis	78	18	22	40	-4	12	3	3	4	0	141	12.8	
Brian Holzing	70	11	25	36	-9	64	3	0	2	0	87	12.6	
Pavel Kubina	70	11	19	30	-14	103	6	1	1	0	128	8.6	
Adrian Aucoin (TOT)	73	4	24	28	5	45	2	0	0	0	159	2.5	
(TB)	26	1	11	12	-8	25	1	0	0	0	60	1.7	
(VAN)	47	3	13	16	13	20	1	0	0	0	99	3.0	
Alexander Kharitonov*	66	7	15	22	-9	8	0	0	0	0	103	6.8	
Todd Warriner	64	10	11	21	-13	46	3	2	1	1	99	9.9	
Ryan Johnson	80	7	14	21	-20	44	1	0	0	0	71	9.1	
Nils Ekman	43	9	11	20	-15	40	2	1	1	0	72	12.5	
Andrei Zyuzin	64	4	16	20	-8	76	2	1	1	1	92	4.3	
Matthew Barnaby (TOT)	76	5	8	13	-10	265	1	0	0	0	67	7.5	
(TB)	29	4	4	8	-3	97	1	0	0	0	29	13.8	
(PIT)	47	1	4	5	-7	168	0	0	0	0	38	2.6	
Cory Sarich	73	1	8	9	-25	106	0	0	1	0	66	1.5	
Jassen Cullimore	74	1	6	7	-6	80	0	0	0	0	56	1.8	
Ben Clymer	23	5	1	6	-7	21	3	0	0	0	25	20	
Stan Drulia	34	2	4	6	-11	18	1	0	0	0	20	10	
Stan Neckar (TOT)	69	2	4	6	-3	71	0	0	1	0	26	7.7	
(TB)	16	0	2	2	-1	8	0	0	0	0	10	0.0	
(PHX)	53	2	2	4	-2	63	0	0	1	0	16	12.5	
Kristian Kudroc*	22	2	2	4	0	36	0	0	1	0	12	16.7	
Sheldon Keefe*	49	4	0	4	-13	38	0	0	0	0	32	12.5	
John Emmons (TOT)	53	2	2	4	-5	42	0	0	0	0	37	5.4	
(TB)	12	1	1	2	0	22	0	0	0	0	9	11.1	
(OTT)	41	1	1	2	-5	20	0	0	0	0	28	3.6	
Petr Svoboda	19	1	3	4	-4	41	0	0	0	0	16	6.2	
Dmitry Afanasev*	9	1	1	2	1	4	0	0	0	0	8	12.5	
Kaspars Astashenko*	15	1	1	2	-4	4	0	0	0	0	4	25	
Sergey Gusev	16	1	0	1	-3	10	0	0	0	0	13	7.7	
Kyle Freadrich*	13	0	1	1	-1	36	0	0	0	0	3	0.0	
Gordie Dwyer*	28	0	1	1	-7	96	0	0	0	0	12	0.0	
Kevin Weekes	61	0	1	1	0	4	0	0	0	0	0	0.0	
Evgeny Konstantinov*	1	0	0	0	0	0	0	0	0	0	0	0.0	
Marek Posmyk*	1	0	0	0	-1	0	0	0	0	0	0	0.0	
Nikolai Khabibulin	2	0	0	0	0	0	0	0	0	0	0	0.0	
Thomas Ziegler*	5	0	0	0	-2	0	0	0	0	0	2	0.0	
Matt Elich	8	0	0	0	-5	0	0	0	0	0	7	0.0	
Dieter Kochan*	10	0	0	0	0	0	0	0	0	0	0	0.0	
Wade Flaherty (TOT)	22	0	0	0	0	2	0	0	0	0	0	0.0	
(TB)	2	0	0	0	0	0	0	0	0	0	0	0.0	
(NYI)	20	0	0	0	0	2	0	0	0	0	0	0.0	

TRADED PLAYERS													
PLAYER	GP	G	A	PTS	+/ -	PIM	PP	SH	GW	GT	S	%	
Mike Johnson (TB)	64	11	27	38	-10	38	3	1	0	1	107	10.3	
Paul Mara (TB)	46	6	10	16	-17	40	2	0	1	0	58	10.3	
Wayne Primeau (TB)	47	2	13	15	-17	77	0	0	0	0	47	4.3	
Maxim Galanov (TB)	25	0	5	5	-5	8	0	0	0	0	10	0.0	
Grant Ledyard (TB)	14	2	2	4	-5	12	0	0	0	0	12	16.7	
Craig Millar (TB)	16	1	1	2	-8	10	0	0	0	1	10	10.0	
Bryan Muir (TB)	10	0	3	3	-7	15	0	0	0	0	14	0.0	
Steve Martins (TB)	20	1	1	2	-9	13	0	0	0	0	18	5.6	

GOALTENDERS													
GOALTENDER	GP	MIN	AVG	W	L	T	EN	SO	GA	SVS	SV%		
Evgeny Konstantinov*	1	0	0	0	0	0	0	0	0	0	—		
Nikolai Khabibulin	2	123	2.93	1	1	0	0	0	6	69	.913		
Kevin Weekes	61	3378	3.14	20	33	3	8	4	177	1742	.898		
Wade Flaherty (TOT)	22	1135	3.38	6	12	0	3	1	64	525	.878		
(TB)	2	118	4.07	0	2	0	0	0	8	55	.855		
(NYI) 20	1017	3,30	6	10	0	3	1	56	470	.881			
Dieter Kochan *	10	314	3.44	0	3	0	1	0	18	138	.870		

TRADED GOALTENDERS													
GOALTENDER	GP	MIN	AVG	W	L	T	EN	SO	GA	SVS	SV%		
Dan Cloutier (TB)	24	1005	3.52	3	13	3	3	1	59	541	.891		

2000-2001 GAME-BY-GAME RESULTS

#	OPPONENT	RESULT	RECORD	SCORERS	GOALTENDER(S)	PP	PK	SF-SA	ATTEND.
1	10/6 vs. NYI	T, 3-3*	0-0-1-0	Kubina (p), M. Johnson, Svoboda	Cloutier	1-9	8-8	24-36	20,686+
2	10/8 vs. VAN	L, 4-5	0-1-1-0	Martins, Modin (p), Mara, Richards	Cloutier	1-4	7-7	16-41	12,322
3	10/13 @ PIT	L, 2-3	0-2-1-0	Lecavalier (p), Holzing	Weekes	1-3	6-6	25-26	14,927
4	10/15 vs. ATL	W, 5-2	1-2-1-0	Modin (p), Lecavalier (p), Holzing (gw), Warriner (p), Kubina (p)	Weekes	4-12	5-5	31-22	12,373
5	10/18 @ MIN	L, 5-6	1-3-1-0	Lecavalier, Richards (p), Warriner (s), Kharitonov, Modin	Weekes (5-34), Cloutier (0-0)	1-7	5-7	24-35	18,064
6	10/21 @ NJ	L, 2-7	1-4-1-0	Modin, Kubina (p)	Cloutier (7-32), Weekes (0-12)	1-6	3-6	15-44	15,097

#	OPPONENT	RESULT	RECORD	SCORERS	GOALTENDER(S)	PP	PK	SF-SA	ATTEND.
7	10/22 @ NYR	W, 4-2	2-4-1-0	Modin, M. Johnson (p), Modin (gw), Modin	Weekes	1-9	7-8	22-34	18,200
8	10/25 @ DET	L, 1-5	2-5-1-0	Kharitonov	Weekes	0-4	2-4	26-41	19,995
9	10/27 vs. OTT	L, 0-6	2-6-1-0	-----	Weekes (4-17), Kochan (2-13)	0-6	3-4	24-35	15,413
10	10/31 @ CAR	L, 5-6*	2-6-1-1	Lecavalier, Lecavalier, Modin (p), Richards,	Weekes (6-32), Holzing	1-5	4-6	25-32	7,016
11	11/1 @ NYR	L, 1-6	2-7-1-1	R. Johnson	Kochan (0-0)	0-3	3-5	32-36	18,200
12	11/3 vs. NYI	W, 4-3*	3-7-1-1	Kubina (p), Drulia, M. Johnson (s), Millar (gw)	Weekes (3-34), Kochan (0-1)	1-6	6-8	33-35	12,234
13	11/5 vs. WSH	W, 5-2	4-7-1-1	Primeau, M. Johnson, Mara (p-gw), Mara, Keefe	Weekes	1-8	3-4	26-26	14,582
14	11/10 vs. MTL	W, 3-1	5-7-1-1	Lecavalier, Modin (gw), Drulia (p-e)	Weekes	1-6	7-8	17-27	13,313
15	11/11 vs. CGY	L, 3-4	5-8-1-1	M. Johnson (p), Lecavalier, Modin (p)	Weekes (4-40), Kochan (0-0)	2-5	3-4	32-40	13,088
16	11/14 @ MTL	W, 1-0	6-8-1-1	Lecavalier (p-gw)	Weekes	1-7	8-8	23-34	19,052
17	11/17 @ TOR	T, 2-2*	6-8-2-1	M. Johnson, Warriner (gt)	Weekes	0-4	6-6	21-36	19,145
18	11/20 @ DAL	L, 2-6	6-9-2-1	Kubina (p),Richards (p)	Weekes (5-20), Cloutier (1-5)	2-8	3-4	20-25	17,001
19	11/22 vs. ATL	W, 8-2	7-9-2-1	Richards, Keefe, Lecavalier (gw), Richards (p), St. Louis (s), Gusev, Kubina, Modin	Cloutier	1-6	4-4	33-27	12,637
20	11/24 vs. FLA	W, 2-1	8-9-2-1	M. Johnson, Sarich (gw)	Weekes	0-3	4-4	22-21	19,424
21	11/25 @ FLA	L, 1-2*	8-9-2-2	St. Louis	Cloutier	0-5	5-5	22-27	15,612
22	11/27 @ NYI	L, 4-7	8-10-2-2	Lecavalier, Modin (p) Richards, St. Louis	Weekes (4-18), Cloutier (3-20)	1-7	5-6	23-38	7,807
23	11/28 @ WSH	L, 1-4	8-11-2-2	Lecavalier (p)	Weekes	1-5	3-5	14-45	11,504
24	12/1 @ ATL	L, 3-5	8-12-2-2	Mara (p), Holzing, Richards (p)	Weekes	2-6	2-3	30-37	14,599
25	12/2 vs. DET	W, 3-0	9-12-2-2	Lecavalier (gw), Lecavalier, Warriner (p)	Cloutier	1-7	6-6	32-26	20,718+
26	12/6 @ PHI	L, 3-6	9-13-2-2	Kubina, Lecavalier, Modin	Cloutier	0-3	1-2	23-40	19,565
27	12/8 vs. COL	L, 0-2	9-14-2-2	-----	Kochan (2-29), Konstantinov (0-0)	0-2	2-4	24-29	19,826+
28	12/11 @ COL	T, 2-2*	9-14-3-2	Kharitonov, M. Johnson (p-gt)	Kochan (2-33), Cloutier (0-0)	1-4	4-5	26-33	18,007
29	12/14 @ PHX	L, 2-3	9-15-3-2	Modin, M. Johnson	Weekes (3-35), Cloutier (0-0)	0-6	3-4	22-35	11,944
30	12/16 @ LA	W, 4-3	10-15-3-2	Modin, Modin, Richards, St. Louis (gw)	Weekes	0-3	4-5	24-41	15,576
31	12/17 @ ANA	L, 1-3	10-16-3-2	Richards	Cloutier	0-6	1-2	26-27	11,207
32	12/21 vs. PIT	T, 1-1*	10-16-4-2	Astashenko	Weekes	0-4	3-3	32-39	14,444
33	12/23 vs. NJ	L, 1-5	10-17-4-2	R. Johnson	Weekes (4-13), Cloutier (1-13)	0-4	3-5	29-26	15,184
34	12/26 vs. CAR	W, 3-2	11-17-4-2	Modin (p), Keefe, Richards (gw)	Weekes	1-6	4-5	22-22	12,128
35	12/28 vs. PHI	W, 4-3	12-17-4-2	St. Louis, St. Louis, Modin, Modin (gw)	Weekes	0-4	6-6	18-35	20,424+
36	12/30 vs. BOS	T, 1-1*	12-17-5-2	Zyuzin (p-gt)	Cloutier	1-6	5-6	23-34	16,823
37	12/31 vs. TOR	L, 2-3	12-18-5-2	Richards (p), R. Johnson	Weekes (3-34), Cloutier (0-1)	1-3	0-1	24-35	16,105
38	1/3 @ CAR	L, 2-3	12-19-5-2	Mara, Lecavalier	Cloutier (3-8), Weekes (0-12)	0-7	5-6	38-20	7,517
39	1/4 @ OTT	L, 3-8	12-20-5-2	Holzing, Kharitonov, R. Johnson (p)	Weekes (4-21), Cloutier (4-23)	1-6	2-3	25-44	17,026
40	1/7 @ CHI	L, 4-7	12-21-5-2	Holzing, Holzing, Primeau, Kharitonov	Weekes (2-18), Cloutier (2-24)	0-3	3-4	20-43	12,424
41	1/10 @ TOR	W, 3-1	13-21-5-2	R. Johnson, Holzing (gw), Modin (e)	Cloutier	1-4	4-4	24-28	19,129
42	1/12 vs. PHI	L, 0-3	13-22-5-2	-----	Cloutier	0-3	4-5	21-34	19,303
43	1/14 vs. DAL	L, 2-3	13-23-5-2	Richards, Modin	Cloutier	0-2	4-5	24-19	12,774
44	1/16 @ BUF	L, 1-3	13-24-5-2	Keefe	Weekes	0-4	6-6	41-31	16,309
45	1/18 @ MTL	L, 1-3	13-25-5-2	Ekman	Weekes	0-4	2-2	13-30	19,793
46	1/20 @ OTT	L, 0-3	13-26-5-2	-----	Cloutier	0-5	10-10	18-42	18,211
47	1/21 @ CBJ	L, 1-3	13-27-5-2	Zyuzin (s)	Weekes	0-5	4-5	27-30	17,652
48	1/23 vs. WSH	L, 2-5	13-28-5-2	Ekman, St. Louis	Weekes	0-3	2-3	29-33	11,854</

1999-2000 STATS

PLAYERS

PLAYER	GP	G	A	PTS	PIM	+/-	PP	SH	GW	GT	S
Vincent Lecavalier	80	25	42	67	43	25-	6	0	3	1	166
Fredrik Modin	80	22	26	48	18	26-	3	0	5	0	167
Mike Johnson (TOT)	80	21	26	47	27	6	6	1	3	0	132
(TB)	28	10	12	22	4	22	4	0	0	0	43
(TOR)	52	11	14	25	23	8	2	1	3	0	89
Stan Drulia	68	11	22	33	24	18-	1	2	1	1	94
Brian Holzinger (TOT)	73	10	20	30	51	3-	1	2	2	0	104
(TB)	14	3	3	21	6	7-	0	1	0	0	23
(BUF)	59	7	17	24	30	4	0	1	2	0	81
Todd Warriner (TOT)	73	14	14	28	36	8-	3	1	0	0	133
(TB)	55	11	13	24	34	14-	3	1	0	0	100
(TOR)	18	3	4	2	6	0	0	0	0	0	33
Pavel Kubina	69	8	18	26	93	19-	6	0	0	0	128
Petr Svoboda	70	2	23	25	170	11-	2	0	0	0	93
Paul Mara*	54	7	11	18	73	27-	4	0	1	0	78
Ryan Johnson* (TOT)	80	4	14	18	16	8-	0	0	0	0	49
(TB)	14	0	2	2	9	0	0	0	0	0	5
(FLA)	66	4	12	16	14	1	0	0	0	0	44
Robert Petrovicky	43	7	10	17	14	2	1	0	0	0	50
Wayne Primeau (TOT)	58	7	10	17	63	12-	2	0	1	0	75
(TB)	17	2	3	5	25	4-	0	0	0	0	35
(BUF)	41	5	7	12	38	8-	2	0	1	0	40
Dan Kesa	50	4	10	14	21	11-	0	1	0	0	55
Jaroslav Svejkskovsky (TOT)	52	6	7	13	30	14-	1	0	0	0	60
(TB)	29	5	5	10	28	7-	0	0	0	0	42
(WSH)	23	1	2	3	2	7-	1	0	0	0	18
Steve Martins (TOT)	59	6	7	13	37	12-	0	1	1	0	65
(TB)	57	5	7	12	37	11-	0	0	0	0	62
(OTT)	2	1	0	1	0	1-	0	0	0	0	3
Bruce Gardiner (TOT)	51	3	9	12	41	20-	0	0	0	0	48
(TB)	41	3	6	9	37	21-	0	0	0	0	30
(OTT)	10	0	3	4	4	0	0	0	0	0	18
Andreï Zyuzin	34	2	9	11	33	11-	0	0	0	0	47
Ben Clymer*	60	2	6	8	87	26-	2	0	0	0	98
Bryan Muir (TOT)	41	3	4	7	45	9-	0	1	0	0	51
(TB)	30	1	1	2	32	8-	0	0	0	0	32
(CHI)	11	2	3	5	13	19	0	1	0	0	19
Cory Sarich* (TOT)	59	0	6	6	77	6-	0	0	0	0	69
(TB)	17	0	2	2	42	8-	0	0	0	0	20
(BUF)	42	0	4	4	35	2	0	0	0	0	49
Sergey Gusev	28	2	3	5	6	9-	1	0	0	0	23
Nils Ekman*	28	2	2	4	36	8-	1	0	0	0	42
Pavel Torgaev (TOT)	14	0	4	4	6	1	0	0	0	0	18
(TB)	5	0	2	2	2	1	0	0	0	0	6
(CGV)	9	0	2	2	4	0	0	0	0	0	12
Marek Posmyk*	18	1	2	3	20	1	0	0	0	0	22
Matt Elich*	8	1	1	2	0	1	0	0	0	0	5
Dwayne Hay* (TOT)	19	1	1	2	4	2-	0	0	0	0	14
(TB)	13	1	1	2	2	0	0	0	0	0	11
(FLA)	6	0	0	0	2	2-	0	0	0	0	3
Jassen Cullimore	46	1	1	2	66	12-	0	0	0	0	23
Shawn Burr	4	0	2	2	0	2	0	0	0	0	6
Reid Simpson	26	1	0	1	103	3-	0	0	0	0	13
Dale Rominski*	3	0	1	1	2	1	0	0	0	0	0
Kaspars Astashenko*	8	0	1	1	4	2-	0	0	0	0	3
Zac Bierk*	12	0	1	0	0	0	0	0	0	0	0
Gordie Dwyer*	24	0	1	1	135	6-	0	0	0	0	7
Andreï Skopintsev	4	0	0	0	6	4-	0	0	0	0	0
Daren Puppa	5	0	0	0	2	0	0	0	0	0	0
Dieter Kochan*	5	0	0	0	0	0	0	0	0	0	0
Kyle Fredrich	10	0	0	0	38	1	0	0	0	0	0
Rich Parent	14	0	0	0	2	0	0	0	0	0	0
Kevin Hodson	24	0	0	0	2	0	0	0	0	0	0
Dan Cloutier	52	0	0	0	29	0	0	0	0	0	1

TRADED PLAYERS

PLAYER	GP	G	A	PTS	+/-	PIM	PP	SH	GW	GT	S
Mike Sillinger (TB)	67	19	25	44	86	29-	6	3	1	0	126
Chris Gratton (TB)	58	14	27	41	121	24-	4	0	1	1	168
Darcy Tucker (TB)	50	14	20	34	108	15-	1	0	2	0	98
Steve Guolla (TB)	46	6	10	16	11	2	2	0	0	1	52
Stephane Richter (TB)	20	2	5	12	4	2	1	0	0	0	47
Andreas Johansson (TB)	12	2	3	5	8	1	0	0	0	0	11
Michael Nylander (TB)	11	1	2	3	4	3-	1	0	0	0	10
Bill Houlder (TB)	14	1	2	3	2	3-	1	0	0	0	21
Chris McAlpine (TB)	10	1	1	10	5	0	0	0	0	0	5
Ian Herbers (TB)	37	0	0	0	45	12-	0	0	0	0	11
Colin Forbes (TB)	8	0	0	0	18	4-	0	0	0	0	3
Jeff Shevalier (TB)	5	0	0	0	2	1-	0	0	0	0	2
Viacheslav Butsayev (TB)	2	0	0	0	0	2-	0	0	0	0	1

GOALTENDERS

GOALTENDER	GP	MIN	AVG	W	L	T	EN	SO	GA	SVS	SV%
Dan Cloutier	52	2492	3.49	9	30	3	3	0	145	1258	.885
Zac Bierk*	12	509	3.65	4	4	1	0	0	31	308	.899
Kevin Hodson	24	769	3.67	2	7	4	3	0	47	327	.856
Rich Parent	14	698	3.70	2	7	1	1	0	43	353	.878
Dieter Kochan*	5	238	4.29	1	4	0	1	0	17	111	.847
Daren Puppa	5	249	4.58	1	2	0	0	0	19	129	.853

1999-2000 GAME-BY-GAME RESULTS

#	OPPONENT	RESULT	RECORD	SCORERS	GOALTENDER(S)	PP	PK	SF-SA	ATTEND.
1	10/2 vs NYI	W, 4-2	1-0-0-0	Nylander (p), Guolla, Modin (gw), Sillinger	Puppa	1-6	3-3	29-34	19,758+
2	10/7 vs LA	L, 2-5	1-1-0-0	Drulia, Sillinger	Puppa	0-5	4-6	28-28	10,614
3	10/9 @ NJ	L, 0-1	1-2-0-0	-----	Cloutier (1-32), Hodson (0-0)	0-4	2-2	14-32	13,982
4	10/15 vs ANA	L, 2-3	1-3-0-0	Richer, Richer	Puppa (3-29), Cloutier (0-0)	0-0	2-2	16-29	11,616
5	10/16 vs ATL	T, 4-4*	1-3-1-0	Richer (p), Lecavalier, Sillinger (p), Gratton (p-gt)	Cloutier (4-14), Hodson (0-9)	3-7	3-5	35-23	11,565
6	10/19 vs VAN	L, 5-6*	1-3-1-1	Houlder (p), Tucker, Gratton, Gusev (p), Richer	Puppa (4-19), Cloutier (2-9)	2-5	2-3	41-28	16,548
7	10/23 vs CGY	W, 2-1	2-3-1-1	Richer, Kesa (gw)	Cloutier	0-6	5-5	25-36	13,102
8	10/27 @ BUF	L, 3-4	2-4-1-1	Gratton, Drulia, Lecavalier (p)	Cloutier	1-3	4-4	18-27	14,494
9	10/28 @ BOS	L, 3-7	2-5-1-1	Johansson, Lecavalier, Drulia	Puppa (5-19), Hodson (2-18)	0-1	2-6	25-37	14,760
10	10/30 @ DAL	W, 2-1	3-5-1-1	Lecavalier, Modin (gw)	Cloutier	0-3	2-3	31-23	17,001
11	11/3 @ ATL	L, 1-4	3-6-1-1	Lecavalier (p)	Cloutier (3-8), Hodson (1-12)	1-9	9-10	26-20	17,351
12	11/6 @ PIT	W, 7-4	4-6-1-1	Richer, Sillinger, Martins, Gusev, Lecavalier (p-gw), Modin, Drulia (s-e)	Cloutier	1-1	4-5	24-37	13,989
13	11/7 vs DET	W, 3-2	5-6-1-1	Modin, Gratton (p), Tucker (gw)	Hodson	1-5	4-4	27-33	19,758+
14	11/9 @ WSH	L, 1-2	5-7-1-1	Petrovicky	Cloutier (2-38), Hodson (0-0)	0-7	5-5	29-38	10,021
15	11/12 vs BUF	W, 4-2	6-7-1-1	Martins (s), Sillinger (p), Kubina (gw), Tucker	Cloutier	1-5	3-3	28-30	14,035
16	11/13 @ CAR	L, 2-4	6-8-1-1	Guolla, Sillinger	Hodson (2-2), Cloutier (2-19)	0-3	2-4	21-21	10,288
17	11/17 @ ATL	L, 4-5	6-9-1-1	Modin, Gardiner, Clymer (p), Johansson	Cloutier (5-31), Hodson (0-0)	1-7	6-7	24-31	17,355
18	11/18 vs PIT	W, 2-1	7-9-1-1	Petrovicky, Kubina (gw)	Hodson	0-3	6-6	18-27	15,756
19	11/20 @ PHI	L, 1-4	7-10-1-1	Zyuzin	Hodson	0-3	4-5	18-26	19,617
20	11/22 vs PHI	W, 4-1	8-10-1-1	Drulia, Lecavalier (p-gw), Svoboda (p), Gratton (e)	Bierk	2-6	4-5	17-31	13,912
21	11/24 vs NYR	L, 3-6	8-11-1-1	Gratton, Clymer (p), Modin (p)	Cloutier	2-6	4-5	27-31	14,020
22	11/26 vs CAR	T, 3-3*	8-11-2-1	Lecavalier (p), Cullimore, Zyuzin	Hodson	1-2	1-3	30-21	14,344
23	11/28 vs BUF	L, 2-3*	8-11-2-2	Petrovicky, Svoboda (p)	Cloutier	1-9	4-4	25-27	13,131
24	12/1 @ ANA	W, 4-2	9-11-2-2	Kesa, Kesa, Tucker (gw), Tucker (e)	Cloutier	0-4	2-2	33-35	12,047
25	12/2 @ PHO	L, 1-3	9-12-2-2	Simpson	Cloutier (3-36), Hodson (0-0)	0-2	4-4	18-36	13,522
26	12/4 @ LA	T, 3-3*	9-12-3-2	Warriner, Gratton (p), Drulia (gt)	Cloutier (3-37), Hodson (0-0)	1-4	3-4	31-37	17,407
27	12/6 @ SJ	T, 3-3*	9-12-4-2	Tucker, Sillinger, Petrovicky	Cloutier	0-4	8-8	27-31	16,103
28	12/10 vs CAR	W, 3-2	10-12-4-2	Lecavalier, Drulia, Gratton (gw)	Cloutier	0-3	4-5	22-30	12,974
29	12/14 vs NSH	T, 4-4*	10-12-5-2	Sillinger (s), Lecavalier, Sillinger, Guolla (gt)	Cloutier (3-8), Hodson (1-15)	0-3	1-2	32-23	12,144
30	12/18 @ PHI	L, 0-4	10-13-5-2	-----	Cloutier (1-5), Hodson (1-15)	0-6	3-4	29-29	19,559
31	12/19 @ NYR	L, 4-5*	10-13-5-3	Sillinger (s), Mara (p), Modin, Guolla (p)	Cloutier	2-6	3-5	37-29	18,200
32	12/21 vs TOR	L, 2-4	10-14-5-3	Tucker, Richer	Cloutier	0-3	3-4	32-34	17,247
33	12/23 @ PIT	L, 3-4	10-15-5-3	Tucker, Tucker, Mara	Cloutier	0-3	5-6	37-22	16,043
34	12/26 @ ATL	L, 3-6	10-16-5-3	Guolla, Gratton, Kubina	Hodson	1-5	4-4	24-26	18,545
35	12/27 vs FLA	L, 1-6	10-17-5-3	Kesa (s)	Cloutier	0-4	4-6	21-31	16,802
36	1/1 @ FLA	L, 5-7	10-18-5-3	Lecavalier, Modin, Guolla, Lecavalier, Gratton	Hodson (6-28), Cloutier (0-0)	0-3	3-4	28-29	17,802
37	1/5 @ VAN	T, 3-3*	10-18-6-3	Modin, Kubina (p), Muir	Cloutier	1-5	8-8	27-38	12,752
38	1/7 @ EDM	L, 1-5	10-19-6-3	Modin	Cloutier (4-31), Hodson (1-6)	0-3	1-2	28-37	14,212
39	1/8 @ CGY	L, 2-3*	10-19-6-4	Sillinger, Gratton	Cloutier	0-2	3-4	17-38	14,564
40	1/11 vs NJ	L, 5-6	10-20-6-4	Petrovicky, Gardiner, Sillinger (p), Warriner, Mara	Cloutier	1-4	3-5	26-31	13,136
41	1/13 vs NYI	W, 4-2	11-20-6-4	Petrovicky, Lecavalier (p), Sillinger (p-gw), Tucker (e)	Cloutier	2-6	5-5	31-31	14,421
42	1/15 vs FLA	L, 2-5	11-21-6-4	Modin (p), Sillinger (s)	Parent	1-1	3-5	27-26	14,619
43	1/17 vs WSH	L, 3-6	11-22-6-4	Tucker (p), McAlpine, Martins	Parent	1-4	4-6	21-29	8,323
44	1/20 vs BOS	L, 2-4	11-23-6-4	Svejkskovsky, Svejkskovsky	Hodson	0-3	2-2	28-30	11,418
45	1/22 @ NYI	L, 0-2	11-24-6-4	-----	Hodson (2-16), Parent (0-0)	0-5	3-4	28-16	8,399
46	1/24 @ WSH	L, 2-8	11-25-6-4	Tucker, Modin	Cloutier	0-2	1-2	26-33	11,994
47	1/25 @ BUF	L, 1-2	11-26-6-4	Tucker	Cloutier (2-24), Hodson (0-0)	0-3	5-5	22-24	17,429
48	1/28 vs EDM	L, 3-7	11-27-6-4	Kubina (p), Sillinger (p), Gratton	Cloutier (4-26), Hodson (3-12)	2-7	4-6	33-38	12,395
49	1/29 vs ATL	W, 2-1	12-27-6-4	Modin, Modin (gw)	Cloutier	0-6	6-7	29-27	13,261
50	2/1 vs TOR	L, 3-5	12-28-6-4	Sillinger, Kubina (p), Gratton	Cloutier (4-21), Hodson (0-1)	1-6	5-5	24-23	10,073
51	2/3 vs STL	L, 1-2*	12-28-6-5	Tucker	Cloutier	0-5	6-7	17-23	9,516
52	2/8 vs MJ	L, 0-8	12-29-6-5	-----	Hodson	0-3	4-7	23-23	11,225
53	2/10 @ NYI	L, 4-5*	12-29-6-6	Drulia (s), Mara (p), Lecavalier, Modin	Parent	1-7	4-6	27-42	6,808
54	2/12 vs CAR	L, 2-5	12-30-6-6	Ekman (p), Mara (p)	Cloutier (3-16), Parent (2-19)	2-3	4-5	23-35	13,097
55	2/15 vs NYR	T, 2-2*	12-30-7-6	Warriner, Lecavalier (gt)	Cloutier	0-6	4-6	32-28	12,483
56	2/17 @ OTT	L, 2-6	12-31-7-6	Lecavalier, Modin	Cloutier (4-23), Parent (2-20)	0-3	5-7	19-48	16,214
57	2/19 @ CAR	L, 2-4	12-32-7-6	Lecavalier, Modin (p)	Parent (4-24), Cloutier (0-1)	1-6	5-6	30-25	14,896
58	2/21 vs PIT	W, 2-1	13-32-7-6	Gardiner, Kubina (p-gw)	Cloutier	1-4	3-3	32-22	16,081
59	2/24 vs OTT	W, 5-4	14-32-7-6	M. Johnson, Sillinger, M. Johnson (p), Ekman, Martins (gw)	Bierk	1-3	3-3	20-37	13,343
60	2/26 @ NSH	W, 3-2	15-32-7-6	M. Johnson, M. Johnson (p), Mara (gw)	Bierk	1-5	3-4	17-30	17,113
61	2/27 @ DET	L, 1-3	15-33-7-6	Sillinger (p)	Bierk (2-6), Parent (1-29)	1-4	2-2	24-35	19,983
62	3/1 vs WSH	L, 2-4	15-34-7-6	Elich, Lecavalier	Cloutier	4-4	5-6	23-26	12,813
63	3/3 @ CHI	L, 1-5	15-35-7-6	Warriner	Bierk (4-21), Cloutier (1-11)	0-5	4-4	26-32	14,984
64	3/4 @ COL	L, 1-4	15-36-7-6	Kubina (p)	Cloutier	1-6	7-7	20-23	18,007
65	3/4 @ PHI	L, 2-3*	15-36-7-7	Sillinger, Gratton (p)	Cloutier	1-4	4-6	27-39	17,004
66	3/10 @ FLA	L, 3-4	15-37-7-7	M. Johnson, Kubina (p), Petrovicky (p)	Cloutier (4-26), Bierk (0-0)	2-5	2-2	23-23	12,323
67	3/12 vs CHI	L, 1-4	15-38-7-7	Warriner	Parent	0-6	3-4	23-27	13,491
68	3/14 @ MTL	W, 4-3	16-38-7-7	Martins, Lecavalier, Modin, Modin (gw)	Cloutier (1-11), Parent (2-18)	0-0	5-5	24-29	19,891
69	3/15 vs NYR	T, 4-4*	16-38-8-7	Lecavalier, Hay, Drulia (p), Mara (p)	Parent	2-3	4-4	30-40	18,200
70	3/17 @ NJ	W, 3-1	17-38-8-7	M. Johnson, Modin (gw), Warriner (p)	Parent	1-7	2-2	22-35	14,209
71	3/19 @ WSH	L, 2-5	17-39-8-7	Warriner (p), Svejkskovsky	Parent	1-6	4-5	29-26	14,937
72	3/21 @ BOS	L, 0-4	17-40-8-7	-----	Bierk	0-6	3-5	19-42	14,205
73	3/24 vs STL	L, 1-5	17-41-8-7	Primeau	Cloutier	0-9	6-8	21-25	13,528
74	3/26 vs MTL	L, 1-3	17-42-8-7	Holzinger (s)	Parent	0-4	6-7	30-19	12,775
75	3/28 vs DAL	L, 2-4	17-43-8-7	Lecavalier, Warriner (s)	Kochan (4-17), Cloutier (0-11)	0-6	7-7	30-28	11,480
76	3/30 vs OTT	W, 6-3	18-43-8-7	Posmyk, Holzinger, Svejkskovsky, Lecavalier (gw), Primeau, Warriner (e)	Bierk	0-5	5-7	23-36	13,310
77	4/1 @ FLA	T, 3-3*	18-43-9-7	M. Johnson, Warriner (p), M. Johnson	Bierk	1-5	6-6	19-36	18,855
78	4/2 @ NJ	L, 1-4	18-44-9-7	Modin	Bierk	0-5	3-5	27-34	15,064
79	4/4 vs BOS	W, 5-4	19-44-9-7	Modin, Lecavalier, Lecavalier, M. Johnson (p), Drulia (gw)	Bierk (3-13), Kochan (1-31)	1-2	7-7	19-44	15,204
80	4/6 @ MTL	L, 1-5	19-45-9-7	Warriner	Kochan (4-13), Bierk (1-22)	0-4	6-7	22-35	20,905
81	4/8 @ TOR	L, 2-4	19-46-9-7	Holzinger (p), M. Johnson (p)	Kochan (4-28), Cloutier (0-0)	2-6	4-4	35-28	19,303
82	4/9 @ OTT	L, 2-5	19-47-9-7	Drulia, Svejkskovsky	Kochan	0-5	2-3	19-23	18,022

1998-1999 INDIVIDUAL SCORING
(19-54-9, 47 pts., 4th Southeast Division)

PLAYERS

PLAYER	GP	G	A	PTS	PIM	+/-	PP	SH	GW	GT	S
Darcy Tucker	82	21	22	43	176	-34	8	2	3	0	178
Chris Gratton (TOT)	78	8	26	34	143	-28	1	0	1	1	181
(TB)	52	7	19	26	102	-20	1	0	1	1	127
(PHI)	26	1	7	8	41	-8	0	0	0	0	54
Stephane Richer	64	12	21	33	22	-10	3	2	1	0	139
Vincent Lecavalier*	82	13	15	28	23	-19	2	0	2	1	125
Petr Svoboda (TOT)	59	5	18	23	81	1	1	1	1	0	83
(TB)	34	1	16	17	53	-4	0	0	0	0	46
(PHI)	25	4	2	4	28	5	1	0	1	0	37
Pavel Kubina*	68	9	12	21	80	-33	3	1	1	1	119
Colin Forbes (TOT)	80	12	8	20	61	-5	0	1	4	0	117
(TB)	14	3	1	4	10	-5	0	1	0	0	25
(PHI)	66	9	7	16	51	0	0	0	4	0	92
Rob Zamuner	58	8	11	19	24	-15	1	1	2	0	89
Cory Cross	67	2	16	18	92	-25	0	0	0	0	96
Alexandre Daigle (TOT)	63	9	8	17	4	-13	4	0	1	2	82
(TB)	32	6	6	12	2	-12	3	0	0	2	56
(PHI)	31	3	2	5	2	-1	1	0	1	0	26
Jassen Cullimore	78	5	12	17	81	-22	1	1	1	0	73
Michael Nylander (TOT)	33	4	10	14	8	-9	1	0	0	0	33
(TB)	24	2	7	9	6	-10	0	0	0	0	26
(CGY)	9	2	3	5	2	1	1	0	0	0	7
Mike Sillinger (TOT)	79	8	5	13	36	-29	0	2	0	0	92
(TB)	54	8	20	18	-20	0	2	0	0	0	69
(PHI)	25	0	3	3	8	-9	0	0	0	0	23
Sergey Gusev* (TOT)	6	1	7	8	16	-3	0	0	1	0	46
(TB)	14	0	3	3	10	-8	0	0	0	0	16
(DAL)	22	1	4	6	1	22	0	0	1	0	30
David Wilkie	46	1	7	8	69	-19	0	0	0	0	35
Robert Petrovicky	28	3	4	7	6	-8	0	0	0	0	32
Mike McBain	37	0	6	6	14	-11	0	0	0	0	22
Kjell Samuelsson	46	1	4	5	38	-6	0	0	0	0	22
Steve Kelly	34	1	4	4	27	-15	1	0	1	0	15
Corey Schwab	40	0	4	4	0	0	0	0	0	0	0
Michal Sykora	10	1	2	3	0	-7	0	0	1	0	24
Drew Bannister	21	1	2	3	24	-4	0	0	0	0	29
Jason Bonsignore	23	0	3	3	8	-4	0	0	0	0	12
Paul Mara*	1	1	1	2	0	-3	1	0	0	0	1
Andrei Skopintsev	19	1	1	2	10	1	0	0	0	0	17
Karel Betik*	3	0	2	2	2	-3	0	0	0	0	2
Corey Spring	8	0	1	1	2	0	0	0	0	0	6
Paul Ysebaert	10	0	1	1	2	-5	0	0	0	0	10
Daren Puppa	13	0	1	1	0	0	0	0	0	0	0
Zac Bierk*	1	0	0	0	0	0	0	0	0	0	0
Xavier Deslisle*	2	0	0	0	0	0	0	0	0	0	1
John Cullen	4	0	0	0	2	-2	0	0	0	0	3
Derek Wilkinson*	5	0	0	0	0	0	0	0	0	0	0
Mario Larocque*	4	0	0	0	16	-4	0	0	0	0	0
Kevin Hodson (TOT)	9	0	0	0	0	0	0	0	0	0	0
(TB)	5	0	0	0	0	0	0	0	0	0	0
(DET)	4	0	0	0	0	0	0	0	0	0	0

TRADED PLAYERS

PLAYER	GP	G	A	PTS	+/-	PIM	PP	SH	GW	GT	S
Wendel Clark (TB)	65	28	14	42	35	-25	11	0	2	1	171
Benoit Hogue (TB)	62	11	14	25	10	-12	2	0	3	0	101
Craig Janney (TB)	38	4	18	10	22	-13	2	0	1	0	36
Alexander Selivanov (TB)	43	6	13	19	18	-8	1	0	0	0	120
Mikael Renberg (TB)	20	4	8	12	4	-2	2	0	0	0	42
Sandy McCarthy (TB)	67	5	7	12	135	-22	1	0	0	0	89
Daymond Langkow (TB)	22	4	6	10	15	0	1	0	1	0	40
Mikael Andersson (TB)	40	2	3	5	4	-8	0	0	0	0	40
Brent Peterson (TB)	20	2	1	3	0	-2	0	0	0	0	16
Karl Dykhuis (TB)	33	2	1	3	8	-21	0	0	0	0	27
Enrico Ciccone (TB)	16	1	1	2	24	-1	0	0	0	0	9
Andrei Nazarov (TB)	26	2	0	2	43	-5	0	0	0	0	18
Sammi Helenius* (TB)	4	1	0	1	15	-3	0	1	0	0	3

GOALTENDERS

GOALTENDER	GP	MIN	AVG	W	L	T	EN	SO	GA	SVS	SV%
Zac Bierk*	1	59	2.03	0	1	0	0	0	2	21	.905
Kevin Hodson (TOT)	9	413	2.91	2	3	1	0	0	20	197	.898
(TB)	5	238	2.77	2	1	1	0	0	11	118	.907
(DET)	4	175	3.09	0	2	0	0	0	9	79	.886
Daren Puppa	13	691	2.87	5	6	1	1	2	33	350	.906
Derek Wilkinson*	5	253	3.08	1	3	1	0	0	13	128	.898
Corey Schwab	40	2146	3.52	8	25	3	2	0	126	1153	.891

TRADED GOALTENDERS

GOALTENDER	GP	MIN	AVG	W	L	T	EN	SO	GA	SVS	SV%
Bill Ranford (TB)	32	1568	3.90	3	18	3	2	1	102	858	.881

1998-1999 GAME-BY-GAME RESULTS

#	OPPONENT	RESULT	RECORD	SCORERS	GOALTENDER(S)	PP	PK	SF-SA	ATTEND.
1	10/9 @ FLA	L, 1-5	0-1-0	Cullimore	Ranford	0-6	3-3	29-36	19,200
2	10/10 @ CAR	T, 4-4*	0-1-1	Clark, Clark (p), Cullimore, Janney (gt)	Puppa	1-5	6-9	25-34	8,195
3	10/14 vs. NYI	L, 0-2	0-2-1	-----	Puppa	0-4	5-5	22-23	11,753

	OPPONENT	RESULT	RECORD	SCORERS	GOALTENDER(S)	PP	PK	SF-SA	ATTEND.
4	10/16 vs. PHI	L, 2-5	0-3-1	Clark, Richer	Puppa	0-5	3-5	26-36	13,065
5	10/18 vs. WSH	L, 1-4	0-4-1	Andersson	Ranford	0-6	4-4	32-32	7,715
6	10/21 vs. PIT	W, 5-0	1-4-1	Tucker (p-gw), Tucker, Selivanov, Zamuner, Clark (p)	Puppa	2-4	5-5	18-28	9,073
7	10/23 vs. LA	W, 3-2	2-4-1	Tucker (s), Renberg, Kubina (gw)	Ranford	0-6	4-4	38-39	8,708
8	10/25 vs. VAN	W, 3-2	3-4-1	Lecavalier, Clark, Cullimore (p-gw)	Puppa	1-4	5-5	26-17	8,315
9	10/28 @ ANA	L, 3-5	3-5-1	Renberg (p), Cross, Clark (p)	Puppa (4-21), Ranford (0-9)	2-9	4-5	45-31	13,915
10	10/30 @ LA	W, 3-0	4-5-1	Langkow (gw), Tucker (e), Cross (e)	Puppa	0-4	4-4	28-27	10,968
11	10/31 @ SJ	L, 1-6	4-6-1	Lecavalier	Ranford	1-8	4-5	21-31	16,371
12	11/4 @ WSH	W, 5-2	5-6-1	Clark, Nazarov, Kelly (gw), Clark (p), Langkow (e)	Puppa	1-4	3-4	18-36	12,914
13	11/6 vs. CHI	T, 2-2*	5-6-2	Lecavalier (p), Samuelsson	Ranford	1-5	2-4	24-37	11,974
14	11/8 vs. NJ	W, 3-1	6-6-2	Clark, Sykora (gw), Tucker (e)	Puppa	0-2	2-3	27-35	11,514
15	11/10 vs. NYR	L, 2-10	6-7-2	Langkow (p), Ciccone	Ranford	1-3	4-6	28-30	11,604
16	11/13 @ COL	L, 1-8	6-8-2	Tucker (s)	Puppa (4-22), Ranford (4-23)	0-3	3-7	18-45	16,061
17	11/14 @ PHX	L, 1-4	6-9-2	Tucker	Puppa	0-4	6-6	21-39	16,210
18	11/19 vs. PIT	L, 1-5	6-10-2	Janney	Ranford (5-26), Puppa (0-9)	0-2	4-4	23-35	10,456
19	11/21 @ PIT	L, 2-5	6-11-2	Selivanov, Langkow	Puppa	0-1	5-7	21-22	15,118
20	11/24 vs. BOS	L, 1-4	6-12-2	Peterson	Ranford	0-4	3-4	16-33	9,924
21	11/27 vs. FLA	L, 1-2	6-13-2	Richer (p)	Ranford	1-6	3-3	24-28	11,473
22	11/29 vs. BUF	L, 3-6	6-14-2	Peterson, Tucker (p), Clark	Schwab (2-14), Ranford (4-19)	1-3	3-3	33-33	9,351
23	12/3 @ CGY	L, 1-4	6-15-2	Clark (p)	Schwab	1-4	4-5	30-24	15,203
24	12/4 @ EDM	W, 2-1	7-15-2	Renberg (p), Clark (gw)	Schwab	1-2	5-5	23-35	15,303
25	12/6 @ CHI	L, 5-7	7-16-2	McCarthy, Nazarov, Renberg, Tucker, Clark	Schwab	0-3	2-3	36-30	14,144
26	12/8 vs. OTT	L, 2-4	7-17-2	Hogue (p), Lecavalier	Schwab	1-4	8-8	19-44	10,587
27	12/11 vs. CGY	L, 1-2	7-18-2	Selivanov	Bierk	0-3	0-1	25-21	11,614
28	12/12 @ NYI	W, 2-1*	8-18-2	Dykhuis, Hogue (gw)	Schwab	0-3	3-3	26-35	10,888
29	12/15 @ PIT	L, 2-3*	8-19-2	Janney (p), Clark	Schwab	1-2	3-3	20-32	11,755
30	12/18 vs. EDM	L, 1-4	8-20-2	Dykhuis	Schwab	0-2	6-6	23-38	10,289
31	12/20 @ PHI	T, 2-2*	8-20-3	McCarthy, Clark (gt)	Ranford	0-2	4-5	30-32	19,522
32	12/21 @ BOS	L, 2-3	8-21-3	Janney (p), Lecavalier	Ranford	1-4	5-6	26-34	14,288
33	12/23 @ BUF	L, 0-2	8-22-3	-----	Ranford	0-7	4-5	38-22	17,149
34	12/26 vs. FLA	L, 1-3	8-23-3	Selivanov	Ranford	0-5	2-3	24-35	17,983
35	12/29 vs. NYI	W, 3-0	9-23-3	Lecavalier (gw), McCarthy (p), Selivanov (p)	Ranford	2-4	4-4	17-35	12,349
36	12/30 @ CAR	L, 3-4	9-24-3	Clark (p), Clark (p), Clark	Ranford	2-4	8-9	27-38	7,898
37	1/4 @ TOR	L, 4-5*	9-25-3	Tucker, Lecavalier, Selivanov, Andersson	Ranford	0-2	4-4	29-37	15,726
38	1/7 @ MTL	L, 1-4	9-26-3	Bannister	Ranford	0-4	4-6	20-33	20,532
39	1/8 @ OTT	L, 1-5	9-27-3	Sillinger	Schwab	0-2	5-7	20-35	16,174
40	1/10 @ NYR	L, 2-5	9-28-3	Richer (s), Kubina (p)	Ranford	1-8	4-6	24-27	18,200
41	1/12 vs. TOR	L, 3-4	9-29-3	Clark, McCarthy, Hogue (p)	Ranford	1-4	3-5	24-29	10,224
42	1/15 @ NJ	L, 1-3	9-30-3	Tucker (p)	Schwab	1-3	2-5	20-33	16,037
43	1/16 @ BOS	T, 2-2*	9-30-4	Kubina, Gratton (gt)	Ranford	0-6	4-4	39-28	17,565
44	1/19 vs. BUF	W, 2-1	10-30-4	Wilkie, Zamuner (gw)	Schwab	0-6	3-3	32-15	10,136
45	1/21 @ NSH	W, 3-2	11-30-4	Sillinger (s), Zamuner, Tucker (p-gw)	Ranford	1-4	5-5	26-36	15,252
46	1/26 vs. MTL	L, 1-2	11-31-4	Hogue	Schwab	0-2	3-3	29-29	9,108
47	1/29 vs. DAL	L, 1-4	11-32-4	Clark (p)	Ranford (0-6), Schwab (4-26)	1-5	5-5	32-32	11,928
48	1/30 @ PHI	L, 2-6	11-33-4	Sillinger, Helenius (s)	Schwab	0-4	5-7	21-44	19,653
49	2/2 vs. TOR	L, 0-3	11-34-4	-----	Schwab	0-3	3-5	23-29	9,097
50	2/3 @ WSH	L, 1-10	11-35-4	Sillinger	Schwab (5-26), Ranford (5-20)	0-3	4-6	22-46	11,201
51	2/5 vs. ANA	L, 3-5	11-36-4	Skopintsev, Lecavalier, Kubina (p)	Ranford	1-4	2-4	31-33	10,872
52	2/10 vs. STL	L, 4-5	11-37-4	Gratton, Hogue, Tucker, Tucker (p)	Schwab	1-3	2-2	22-38	9,347
53	2/13 vs. SJ	L, 1-3	11-38-4	Cullimore	Ranford	0-5	5-6	31-36	11,961
54	2/15 @ NYI	T, 3-3*	11-38-5	Tucker, Nylander, Lecavalier (gt)	Schwab	0-1	5-5	23-31	10,163
55	2/17 @ NJ	L, 1-7	11-39-5	Hogue	Schwab (3-16), Ranford (4-21)	0-2	3-4	25-37	12,232
56	2/19 vs. PHX	W, 4-2	12-39-5	Clark (p), Gratton, Hogue (gw), Hogue (e)	Wilkinson	1-2	5-5	25-38	11,057
57	2/20 vs. CAR	L, 2-3	12-40-5	Daigle (p), Kubina	Schwab	1-5	6-6	30-30	10,464
58	2/22 vs. NJ	L, 2-3	12-41-5	Lecavalier, Lecavalier	Wilkinson	0-2	3-4	28-28	8,802
59	2/26 vs. PHI	W, 4-1	13-41-5	Richer, Richer (gw), Kubina (p), McCarthy	Schwab	1-5	4-5	20-37	17,273
60	3/2 vs. WSH	L, 2-8	13-42-5	Daigle (p), Daigle	Wilkinson (3-10), Schwab (5-16)	1-5	3-4	26-26	8,035
61	3/4 vs. COL	W, 2-1	14-42-5	Hogue (p), Hogue (gw)	Schwab	0-5	2-3	18-16	10,481
62	3/6 @ MTL	W, 6-1	15-42-5	Kubina (s), Clark (gw), Clark, Richer, Clark (p), Svoboda	Schwab	1-2	5-5	26-30	21,273
63	3/8 @ OTT	L, 3-9	15-43-5	Hogue, Sillinger, Zamuner	Schwab (7-31), Ranford (2-7)	0-1	3-6	19-38	17,838
64	3/9 @ TOR	L, 1-6	15-44-5	Petrovicky	Ranford (4-18), Schwab (2-23)	0-2	2-2	40-41	18,800
65	3/11 @ BUF	W, 5-2	16-44-5	Petrovicky, Clark, Tucker (p-gw), Richer, Sillinger	Schwab	1-4	6-6	21-37	18,595
66	3/13 @ PIT	L, 0-1	16-45-5	-----	Schwab (1-32), Ranford (0-1)	0-4	6-6	24-33	19,250
67	3/17 vs. FLA	L, 0-2	16-46-5	-----	Schwab	0-4	6-6	16-18	12,703
68	3/19 vs. DET	L, 3-5	16-47-5	Clark (p), Clark, Clark	Schwab	1-3	3-4	39-34	20,184
69	3/22 vs. NYR	W, 6-3	17-47-5	Sillinger, Forbes, Nylander, Gratton (p-gw), Forbes (s), Petrovicky	Schwab	1-3	3-4	27-30	13,558
70	3/24 vs. NSH	L, 0-3	17-48-5	-----	Schwab	0-4	3-3	27-24	11,985
71	3/26 @ DET	L, 1-6	17-49-5	Daigle	Schwab (4-20), Hodson (2-20)	0-2	3-4	24-40	19,983
72	3/28 @ CAR	T, 3-3*	17-49-6	Richer, Gratton, Daigle (p-gt)	Hodson	1-2	3-3	34-33	10,010
73	3/31 @ DAL	L, 4-6	17-50-6	Richer, Tucker, Tucker, Richer (s)	Schwab	0-2	2-2	27-39	16,928
74	4/1 @ STL	L, 0-3	17-51-6	-----	Hodson	0-4	2-2	27-24	16,862
75	4/3 vs. WSH	W, 4-3	18-51-6	Tucker (p), Cullimore (s), Richer (p), Zamuner (gw)	Hodson	2-3	3-4	25-34	13,766
76	4/5 vs. OTT	T, 4-4*	18-51-7	Lecavalier, Tucker (p), Zamuner (s), Daigle (gt)	Schwab	1-4	4-6	24-39	11,326
77	4/8 vs. BOS	W, 3-0	19-51-7	Lecavalier (gw), Forbes, Gratton (e)	Hodson (0-7), Schwab (0-20)	0-4	9-9	21-27	13,358
78	4/10 @ BOS	L, 2-3	19-52-7	Gratton, Kubina	Schwab	0-4	6-8	21-33	17,075
79	4/12 @ NYR	L, 1-2	19-53-7	Sillinger (s)	Wilkinson	0-3	4-5	22-28	18,200
80	4/13 vs. MTL	T, 2-2*	19-53-8	Tucker, Kubina (gt)	Wilkinson	0-5	5-5	25-27	14,024
81	4/16 vs. CAR	T, 2-2*	19-53-9	Richer (p), Zamuner	Schwab	1-3	3-4	32-26	15,277
82	4/17 @ FLA	L, 2-6	19-54-9	Mara (p), Zamuner (p)	Wilkinson (3-26), Schwab (3-9)	2-5	2-2	29-35	19,079

PLAYERS

PLAYER	GP	G	A	PTS	PIM	+/-	PP	SH	GW	GT	S
Paul Ysebaert	82	13	27	40	32	-43	2	1	0	1	145
Mikael Renberg	68	16	22	38	34	-37	6	3	0	1	175
Alex Selivanov	70	16	19	35	85	-38	4	0	3	1	206
Stephane Richer (TOT)	40	14	15	29	41	-6	5	0	2	0	95
(TB)	26	9	11	20	36	-7	3	0	2	0	71
(MTL)	14	5	4	9	5	1	2	0	0	0	24
Rob Zamuner	77	14	12	26	41	-31	0	3	4	1	126
Daymond Langkow	68	8	14	22	62	-9	2	0	1	0	156
Darcy Tucker (TOT)	74	7	13	20	146	-14	1	1	0	0	63
(TB)	35	6	8	14	89	-8	1	1	0	0	44
(MTL)	39	1	5	6	57	-6	0	0	0	0	19
Sandy McCarthy (TOT)	66	8	10	18	241	-19	1	0	1	0	94
(TB)	14	0	5	5	71	-1	0	0	0	0	26
(CGY)	52	8	5	13	170	-18	1	0	1	0	68
Mikael Andersson	72	6	11	17	29	-4	0	1	1	0	105
Karl Dykhuis	78	5	9	14	110	-8	0	1	0	0	91
Jason Bonsignore*	35	2	8	10	22	-11	0	0	0	0	29
Cory Cross	74	3	6	9	77	-24	0	1	0	0	72
Jody Hull (TOT)	49	4	4	8	8	3	0	1	2	0	51
(TB)	28	2	4	6	4	2	0	0	2	0	28
(FLA)	21	2	0	2	4	1	0	1	0	0	23
Yves Racine	60	0	8	8	41	-23	0	0	0	0	76
Brian Bradley	14	2	5	7	6	-9	2	0	0	0	24
David Wilkie (TOT)	34	2	5	7	21	-22	0	0	1	0	48
(TB)	29	1	5	6	17	-21	0	0	0	0	46
(MTL)	5	1	0	1	4	-1	0	0	1	0	2
Vladimir Vujtek	30	2	4	6	16	-2	0	0	1	0	44
Brent Peterson*	19	5	0	5	2	-2	0	0	0	0	15
Steve Kelly* (TOT)	43	2	3	5	23	-13	1	0	0	0	22
(TB)	24	2	1	3	15	-9	1	0	0	0	17
(EDM)	19	0	2	2	8	-4	0	0	0	0	5
Andrei Nazarov (TOT)	54	2	2	4	170	-13	0	0	0	0	50
(TB)	14	1	1	2	58	-9	0	0	0	0	19
(SJ)	40	1	1	2	112	-4	0	0	0	0	31
Enrico Ciccone (TOT)	39	0	4	4	175	-2	0	0	0	0	22
(TB)	12	0	0	0	45	-3	0	0	0	0	7
(CAR)	14	0	3	3	83	3	0	0	0	0	8
(VAN)	13	0	1	1	47	-2	0	0	0	0	7
Pavel Kubina*	10	1	2	3	22	-1	0	0	0	0	8
Jassen Cullimore (TOT)	28	1	2	3	26	-4	1	0	0	0	18
(TB)	25	1	2	3	22	-4	1	0	0	0	17
(MTL)	3	0	0	0	4	0	0	0	0	0	1
Louie DeBrusk	54	1	2	3	166	-2	0	0	0	0	14
Paul Brousseau	11	0	2	2	27	0	0	0	0	0	6
David Shaw	14	0	2	2	12	-2	0	0	0	0	12
Corey Spring	8	1	0	1	10	-1	0	0	0	0	12
Mike McBain*	27	0	1	1	8	-10	0	0	0	0	17
Mark Fitzpatrick	46	0	1	1	16	0	0	0	0	0	0
Troy Mallette	3	0	0	0	7	0	0	0	0	0	0
Derek Wilkinson*	8	0	0	0	0	0	0	0	0	0	0
Alan Egeland	8	0	0	0	9	0	0	0	0	0	4
Zac Bierk*	13	0	0	0	0	0	0	0	0	0	0
Corey Schwab	16	0	0	0	2	0	0	0	0	0	0
Daren Puppa	26	0	0	0	6	0	0	0	0	0	0

TRADED PLAYERS

PLAYER	GP	G	A	PTS	+/-	PIM	PP	SH	GW	GT	S
Dino Ciccarelli (TB)	34	11	6	17	42	-14	3	0	2	1	104
Roman Hamrlík (TB)	37	3	12	15	22	-18	1	0	0	0	86
Jamie Huscroft (TB)	44	0	3	3	122	-4	0	0	0	0	21
Bryan Marchment (TB)	22	2	4	6	43	-3	0	0	0	0	20
Jeff Norton (TB)	32	4	6	10	26	-25	4	0	0	1	41
Patrick Poulin (TB)	44	2	7	9	19	-3	0	0	0	0	49
Jeff Toms (TB)	13	1	2	3	7	-6	0	0	0	0	14
Igor Ulanov (TB)	45	2	7	9	85	-5	1	0	0	0	32
Mick Vukota (TB)	42	1	0	1	116	0	0	0	0	0	15
Jason Wiemer (TB)	67	8	9	17	132	-9	2	0	0	0	106

GOALTENDERS

GOALTENDER	GP	MIN	AVG	W	L	T	EN	SO	GA	SVS	SV%
Daren Puppa	26	1456	2.72	5	14	6	6	0	66	660	.900
Corey Schwab	16	821	2.92	2	9	1	2	1	40	370	.892
Mark Fitzpatrick	34	1938	3.16	7	24	1	5	1	102	975	.895
Derek Wilkinson*	8	311	3.28	2	4	1	1	0	17	148	.885
Zac Bierk*	13	433	4.16	1	4	1	0	0	30	210	.857

1997-1998 GAME-BY-GAME RESULTS

#	OPPONENT	RESULT	RECORD	SCORERS	GOALTENDER(S)	PP	PK	SF-SA	ATTEND.
1	10/1 vs. CAR	W, 4-2	1-0-0	Ciccarelli, Renberg (p), Ciccarelli (p-gw), Renberg	Puppa	2-10	8-9	27-29	17,808
2	10/3 vs. NJ	L, 3-4	1-1-0	Zamuner (s), Wiemer, Wiemer	Puppa	0-5	3-4	21-27	15,007
3	10/5 vs. BUF	T, 1-1*	1-1-1	Selivanov	Puppa	0-3	4-4	31-30	12,198
4	10/9 @ CHI	W, 4-1	2-1-1	Bradley (p), Langkow (gw), Ulanov, Zamuner (e)	Puppa	1-6	4-4	25-25	18,035
5	10/10 @ DET	L, 0-3	2-2-1	-----	Schwab	0-3	2-3	29-36	19,983
6	10/15 @ FLA	L, 1-2	2-3-1	Dykhuis	Puppa	0-3	6-7	26-27	14,703
7	10/17 vs. PIT	L, 1-4	2-4-1	Norton (p)	Puppa	1-5	4-6	22-22	16,224
8	10/18 @ NJ	L, 0-5	2-5-1	-----	Schwab	0-4	3-5	27-29	17,103
9	10/21 @ PHI	L, 1-7	2-6-1	Ciccarelli	Puppa (3-6), Schwab (4-23)	0-5	5-8	18-29	19,346
10	10/23 @ BOS	T, 2-2*	2-6-2	Vujtek, Zamuner	Schwab	0-5	5-5	27-26	12,470
11	10/24 @ NYR	L, 3-4	2-7-2	Selivanov, Poulin, Wiemer	Schwab	0-4	5-5	27-31	18,200
12	10/26 vs. LA	L, 1-3	2-8-2	Ysebaert	Puppa	0-5	3-4	31-23	13,044
13	10/29 vs. OTT	L, 2-5	2-9-2	Ysebaert (s), Ysebaert	Puppa	0-7	3-5	25-31	10,776
14	11/5 @ ANA	L, 2-5	2-10-2	Renberg, Norton (p)	Puppa	1-3	5-5	34-20	17,067
15	11/6 @ LA	L, 2-5	2-11-2	Renberg, Bradley (p)	Schwab	1-4	4-5	20-20	10,761
16	11/8 @ SJ	L, 1-3	2-12-2	Wiemer (p)	Puppa	1-7	6-6	37-25	17,191
17	11/11 @ PHX	L, 2-5	2-13-2	Hamrlík, Langkow (p)	Puppa	1-6	4-4	23-28	14,524
18	11/14 vs. NYI	L, 1-4	2-14-2	Selivanov (p)	Schwab	1-4	1-3	34-18	17,284
19	11/16 @ PHI	L, 2-3	2-15-2	Selivanov, Selivanov (p)	Puppa	1-6	3-3	21-27	19,433
20	11/17 @ MTL	L, 1-4	2-16-2	Toms	Schwab	0-4	2-3	26-27	20,049
21	11/19 vs. NYR	W, 6-3	3-16-2	Wiemer (p), Renberg, Poulin, Zamuner (gw), Zamuner, Zamuner (e)	Puppa	1-6	4-7	31-24	15,135
22	11/22 vs. CGY	W, 4-3	4-16-2	Selivanov (p), Dykhuis (s), Zamuner, Zamuner (gw)	Puppa	1-4	3-3	21-23	15,176
23	11/26 vs. COL	T, 3-3*	4-16-3	Norton (p), DeBrusk, Selivanov (gt)	Puppa	1-6	4-6	30-38	15,520
24	11/28 @ CAR	L, 0-2	4-17-3	-----	Schwab	0-4	3-3	27-17	8,107
25	11/29 vs. PHI	T, 3-3*	4-17-4	Vukota, Hamrlík (p), Zamuner (gt)	Puppa	1-2	1-6	26-35	16,246
26	12/3 vs. PHX	W, 2-1	5-17-4	Ysebaert, Ciccarelli (gw)	Puppa	0-1	3-3	19-27	16,196
27	12/5 @ BUF	L, 0-4	5-18-4	-----	Puppa (4-14), Schwab (0-4)	0-2	5-5	38-18	12,293
28	12/6 @ NJ	L, 2-4	5-19-4	Hamrlík, Dykhuis	Schwab	0-2	3-4	22-40	17,138
29	12/10 @ DAL	L, 0-3	5-20-4	-----	Puppa	0-3	4-5	12-27	16,108
30	12/13 @ OTT	W, 3-1	6-20-4	Ulanov (p), Zamuner (gw),	Schwab	1-3	4-4	22-23	14,290
31	12/14 @ PHI	L, 0-3	6-21-4	-----	Puppa	0-4	1-6	20-31	19,412
32	12/16 @ PIT	T, 1-1*	6-21-5	Zamuner (s)	Puppa	0-1	1-2	36-20	15,415
33	12/17 vs. BOS	W, 2-0	7-21-5	Vujtek (gw), Ciccarelli (e)	Schwab	0-4	4-4	16-31	13,154
34	12/20 vs. NYR	T, 2-2*	7-21-6	Langkow, Selivanov	Puppa	0-4	3-4	30-39	15,288
35	12/22 vs. STL	T, 2-2*	7-21-7	Ciccarelli, Ciccarelli (gt)	Schwab (1-7), Puppa (1-15)	0-2	2-2	30-20	13,831
36	12/23 @ NYR	L, 1-4	7-22-7	Langkow	Puppa	0-4	3-4	30-33	18,200
37	12/27 vs. BOS	L, 1-3	7-23-7	Zamuner	Puppa (0-6), Schwab (3-16)	0-1	4-5	25-22	17,190
38	12/29 vs. SJ	W, 2-1	8-23-7	Andersson, Ciccarelli (p-gw)	Wilkinson	1-4	6-6	20-30	12,826
39	12/31 vs. NYR	W, 2-0	9-23-7	Zamuner (gw), Dykhuis	Schwab (0-14), Wilkinson (0-9)	0-4	4-4	24-23	13,343
40	1/2 vs. FLA	T, 2-2*	9-23-8	Selivanov, Norton (p-gt)	Wilkinson	1-3	4-5	28-27	12,642
41	1/3 vs. ANA	L, 1-4	9-24-8	Ysebaert	Wilkinson (2-12), Bierk (2-25)	0-4	4-4	25-37	14,221
42	1/7 vs. TOR	L, 2-5	9-25-8	Ciccarelli (p), Ciccarelli Bierk (2-11)	Wilkinson (3-16),	1-5	2-5	36-27	11,310
43	1/9 @ NJ	L, 1-4	9-26-8	Ciccarelli	Bierk (4-20), Wilkinson (0-7)	0-5	3-4	18-27	19,040
44	1/11 vs. PHI	L, 2-5	9-27-8	Andersson (s), Kelly (p)	Wilkinson	1-7	5-7	37-34	13,355
45	1/12 vs. MTL	L, 3-6	9-28-8	Ysebaert, Langkow, Renberg	Wilkinson (5-14), Bierk (1-17)	1-6	5-6	25-31	10,205
46	1/14 vs. NYI	L, 1-7	9-29-8	Renberg	Bierk	0-5	2-3	22-34	10,906
47	1/21 vs. WSH	L, 2-3*	9-30-8	Selivanov, Wiemer	Fitzpatrick	0-4	4-4	26-30	12,175
48	1/23 @ BUF	L, 1-4	9-31-8	Marchment	Fitzpatrick	0-3	5-5	36-36	14,012
49	1/24 @ TOR	L, 2-5	9-32-8	Langkow, Andersson	Fitzpatrick	1-3	2-4	17-32	15,726
50	1/26 @ OTT	L, 1-2	9-33-8	Richer	Fitzpatrick	0-2	2-3	27-32	13,804
51	1/28 vs. CAR	L, 2-3	9-34-8	Marchment, Kelly	Fitzpatrick	0-1	3-3	30-35	10,815
52	1/31 @ FLA	L, 0-2	9-35-8	-----	Fitzpatrick	0-6	4-4	27-33	14,703
53	2/2 vs. BUF	L, 3-7	9-36-8	Zamuner, Cross (s), Peterson	Fitzpatrick (6-22), Bierk (1-10)	0-6	4-4	38-32	10,137
54	2/4 @ CAR	T, 3-3*	9-36-9	Peterson, Renberg (s), Tucker	Fitzpatrick	0-3	5-6	24-44	8,304
55	2/5 vs. DET	L, 4-5 9-37-9	10-37-9	Cross, Ysebaert, Bosignore, Renberg	Fitzpatrick	0-4	1-4	28-31	16,257
56	2/7 @ WSH	W, 4-3	10-37-9	Tucker, Ysebaert, Wiemer, Richer (gw)	Fitzpatrick	0-4	4-5	22-34	19,740
57	2/25 @ WSH	W, 4-3	11-37-9	Selivanov, Tucker, Ysebaert (s), Selivanov (gw)	Fitzpatrick	1-6	8-9	18-33	12,137
58	2/26 vs. NJ	L, 1-4	11-38-9	Langkow	Fitzpatrick	0-5	5-7	22-34	12,163
59	2/28 vs. WSH	W, 5-2	12-38-9	Wilkie, Ysebaert, Hull (gw), Cross, Ysebaert (e)	Fitzpatrick	0-5	8-9	22-37	12,238
60	3/3 @ CGY	L, 1-2	12-39-9	Tucker	Fitzpatrick	0-6	1-6	26-23	15,831
61	3/4 @ EDM	L, 2-4	12-40-9	Richer (p), Richer (p)	Fitzpatrick	2-4	5-7	28-24	14,640
62	3/7 @ VAN	L, 2-5	12-41-9	Tucker, Ysebaert (p)	Fitzpatrick	1-4	5-5	30-25	15,370
63	3/9 @ COL	W, 2-1	13-41-9	Richer (p), Richer (gw)	Fitzpatrick	1-5	7-7	21-19	16,061
64	3/11 vs. EDM	L, 0-2	13-42-9	-----	Fitzpatrick	0-4	6-7	20-32	15,319
65	3/14 vs. CHI	W, 1-0	14-42-9	Selivanov (gw)	Fitzpatrick	0-3	8-8	21-37	14,834
66	3/16 @ BOS	L, 3-4*	14-43-9	Renberg (p), Selivanov, Spring	Fitzpatrick	1-3	4-5	22-27	13,705
67	3/18 vs. VAN	W, 4-2	15-43-9	Richer, Tuceker (p), Hull (gw), Richer	Fitzpatrick	1-3	3-3	23-35	13,842
68	3/21 vs. FLA	W, 5-1	16-43-9	Cullimore (p), Selivanov (p-gw), Renberg (p), Renberg (p), Renberg (s)	Fitzpatrick	4-9	8-9	30-36	13,870
69	3/25 vs. MTL	L, 1-2*	16-44-9	Richer	Fitzpatrick	0-1	5-5	21-35	15,003
70	3/26 @ STL	L, 2-3	16-45-9	Andersson, Renberg	Fitzpatrick	0-4	5-6	19-23	20,502
71	3/28 @ MTL	L, 2-8	16-46-9	Selivanov, Ysebaert	Fitzpatrick (6-23), Bierk (2-6)	0-6	5-6	18-29	21,273
72	3/30 @ NYR	W, 3-1	17-46-9	Bonsignore, Andersson (gw), Andersson	Bierk	0-6	6-6	20-24	18,200
73	4/1 @ NYI	L, 0-4	17-47-9	-----	Bierk	0-5	5-6	25-28	9,382
74	4/2 @ WSH	L, 1-4	17-48-9	Nazarov	Fitzpatrick	0-2	2-2	25-28	10,224
75	4/4 vs. PIT	L, 1-4	17-49-9	Peterson	Fitzpatrick (4-21), Bierk (0-6)	0-7	4-7	21-27	14,908
76	4/6 vs. NYI	L, 0-3	17-50-9	-----	Fitzpatrick	0-3	4-4	26-25	14,617
77	4/8 vs. PHI	L, 1-6	17-51-9	Dykhuis	Fitzpatrick	0-3	6-9	16-37	14,280
78	4/11 vs. DAL	L, 1-5	17-52-9	Peterson	Fitzpatrick (4-22), Bierk (1-5)	0-4	1-3	25-27	12,538
79	4/13 vs. OTT	L, 2-3	17-53-9	Peterson, Kubina	Fitzpatrick	0-4	4-5	29-24	12,387
80	4/15 @ PIT	L, 1-5	17-54-9	Renberg	Fitzpatrick	0-3	1-1	18-30	13,901
81	4/16 @ NYI	L, 0-4	17-55-9	-----	Bierk (4-17), Fitzpatrick (0-7)	0-2	2-3	25-24	12,625
82	4/18 vs. FLA	T, 2-2*	17-55-10	Langkow, Renberg (s-gt)	Fitzpatrick (1-14), Bierk (1-7)	1-6	4-5	35-21	14,281

1996-1997 INDIVIDUAL SCORING
(32-40-10, 74 pts., 6th Atlantic Division)

PLAYERS												
PLAYER	GP	G	A	PTS	PIM	+/-	PP	SH	GW	GT	S	
Chris Gratton	82	30	32	62	201	-28	9	0	4	0	230	
Dino Ciccarelli	77	35	25	60	116	-11	12	0	6	0	229	
John Cullen	70	18	37	55	95	-14	5	0	2	1	116	
Rob Zamuner	82	17	33	50	56	3	0	4	3	0	216	
Roman Hamrlík	79	12	28	40	57	-29	6	0	0	1	238	
Shawn Burr	74	14	21	35	106	5	1	0	3	0	128	
Alex Selivanov	69	15	18	33	61	-3	3	0	4	0	187	
Daymond Langkow*	79	15	13	28	35	1	3	1	1	1	170	
Patrick Poulin	73	12	14	26	56	-16	2	3	1	0	124	
Bill Houlder	79	4	21	25	30	16	0	0	2	0	116	
Brian Bradley	35	7	17	24	16	2	1	2	1	0	93	
Mikael Andersson	70	5	14	19	8	1	0	3	1	0	102	
Jeff Norton (TOT)	75	2	16	18	58	-7	0	0	0	0	81	
(TB)	13	0	5	5	16	0	0	0	0	0	13	
(EDM)	62	2	11	13	42	-7	0	0	0	0	68	
Paul Ysebaert	39	5	12	17	4	1	2	0	0	0	91	
Jason Wiemer	63	9	5	14	134	-13	2	0	0	0	103	
David Shaw	57	1	10	11	72	1	0	0	0	0	59	
Jeff Toms*	34	2	8	10	10	2	0	0	1	0	53	
Cory Cross	72	4	5	9	95	6	0	0	2	0	75	
Igor Ulanov	59	1	7	8	108	2	0	0	0	1	56	
Rudy Poeschek	60	0	6	6	120	-3	0	0	0	0	30	
Jamie Huscroft (TOT)	52	0	5	5	151	-2	0	0	0	0	40	
(TB)	13	0	1	1	34	-4	0	0	0	0	7	
(CGY)	39	0	4	4	117	2	0	0	0	0	33	
Brantt Myhrres*	47	3	1	4	136	1	0	0	1	0	13	
Brent Peterson*	17	2	0	2	4	-4	0	0	0	0	11	
Corey Schwab*	31	0	1	1	10	0	0	0	0	0	0	
Rick Tabaracci (TOT)	62	0	1	1	12	0	0	0	0	0	0	
(TB)	55	0	1	1	12	0	0	0	0	0	0	
(CGY)	7	0	0	0	0	0	0	0	0	0	0	
Allan Egeland	4	0	0	0	5	-3	0	0	0	0	1	
Derek Wilkinson*	5	0	0	0	0	0	0	0	0	0	0	
Daren Puppa	6	0	0	0	2	0	0	0	0	0	0	
Paul Brousseau*	6	0	0	0	0	-4	0	0	0	0	3	
Jay Wells	21	0	0	0	13	-3	0	0	0	0	16	

TRADED PLAYERS												
PLAYER	GP	G	A	PTS	+/-	PIM	PP	SH	GW	GT	S	
Drew Bannister (TB)	64	4	13	17	44	-21	1	0	0	0	57	
Brian Bellows (TB)	7	1	2	3	0	-4	0	0	0	0	17	
Aaron Gavey (TB)	16	1	2	3	12	-1	0	0	0	0	8	
Craig Wolanin (TB)	15	0	0	0	8	-9	0	0	0	0	12	

GOALTENDERS												
GOALTENDER	GP	MIN	AVG	W	L	T	EN	SO	GA	SVS	SV%	
Daren Puppa	6	325	2.58	1	1	2	1	0	14	150	.907	
Rick Tabaracci (TOT)	62	3373	2.70	22	29	6	5	5	152	1570	.903	
(TB)	55	3012	2.75	20	25	6	5	4	138	1415	.902	
(CGY)	7	361	2.33	2	4	0	0	1	14	155	.910	
Corey Schwab*	31	1462	3.04	11	12	1	2	2	74	719	.897	
Derek Wilkinson*	5	169	4.26	0	2	1	1	0	12	72	.830	

1996-1997 GAME-BY-GAME RESULTS												
#	OPPONENT	RESULT	RECORD	SCORERS	GOALTENDER(S)	PP	PK	SF-SA	ATTEND.			
1	10/5 @ PIT	W, 4-3*	1-0-0	Zamuner, Ciccarelli, Cullen, Burr (gw)	Puppa	0-5	1-1	43-24	17,204			
2	10/11 @ WSH	L, 2-6	1-1-0	Gavey, Bradley	Schwab (5-30), Wilkinson (1-1)	0-7	5-7	23-31	11,796			
3	10/12 @ TOR	W, 7-4	2-1-0	Burr, Selivanov, Gratton, Gratton, Bradley (gw), Cullen, Gratton (e)	Schwab	0-4	3-3	38-33	15,726			
4	10/15 @ BUF	W, 4-0	3-1-0	Ciccarelli (p-gw), Ciccarelli, Bannister, Wiemer	Schwab	1-5	6-6	30-22	13,371			
5	10/20 vs. NYR	W, 5-2	4-1-0	Bradley, Ciccarelli, Selivanov (gw), Hamrlík (p), Gratton (e)	Schwab	1-4	3-4	34-26	20,543+			
6	10/22 @ NYI	W, 6-3	5-1-0	Selivanov, Poulin, Cullen, Ciccarelli (p-gw), Bradley (p) Bradley (s-e)	Schwab	2-3	2-3	29-16	7,081			
7	10/24 vs. OTT	L, 2-5	5-2-0	Burr, Cullen	Schwab	0-5	6-6	34-28	16,286			
8	10/26 vs. NJ	L, 1-4	5-3-0	Burr	Schwab	0-1	3-3	31-30	16,297			
9	10/29 vs. CHI	T, 2-2*	5-3-1	Ciccarelli (p), Ciccarelli	Schwab	1-5	5-5	35-40	15,200			
10	10/31 vs. PHI	L, 3-4	5-4-1	Bradley, Ciccarelli, Bellows	Schwab	0-4	5-5	28-23	14,007			

	OPPONENT	RESULT	RECORD	SCORERS	GOALTENDER(S)	PP	PK	SF-SA	ATTEND.
11	11/2 @ NJ	L, 1-2	5-5-1	Andersson	Schwab	0-4	5-7	28-26	14,491
12	11/4 @ NYR	W, 5-3	6-5-1	Wiemer (p), Ciccarelli (p), Hamrlík Selivanov (gw), Ciccarelli (e)	Schwab	2-6	5-6	38-44	18,200
13	11/6 vs. WSH	L, 1-2	6-6-1	Bannister	Schwab	0-4	3-3	17-26	14,609
14	11/8 vs. PIT	T, 5-5*	6-6-2	Poulin, Ciccarelli (p), Ciccarelli, Ciccarelli (p), Cullen (p-gt)	Schwab (4-13), Wilkinson (1-20)	3-9	2-5	42-33	19,675
15	11/10 @ DET	L, 2-4	6-7-2	Peterson, Poulin (s)	Wilkinson	0-5	1-4	33-23	19,983
16	11/14 @ STL	L, 3-5	6-8-2	Peterson, Gratton (p),	Schwab (4-27), Wilkinson (1-1)	1-5	2-3	25-28	14,615
17	11/16 @ NJ	L, 3-6	6-9-2	Selivanov, Gratton (p), Zamuner	Wilkinson	1-2	1-2	28-28	18,024
18	11/19 vs. LA	W, 3-0	7-9-2	Langkow (gw), Cullen, Zamuner (s)	Schwab	0-6	5-5	34-31	16,456
19	11/23 vs. PHI	L, 1-2	7-10-2	Ciccarelli	Schwab	0-3	6-7	21-34	19,886+
20	11/25 @ MTL	L, 2-4	7-11-2	Gratton, Zamuner	Tabaracci	0-6	4-5	41-30	20,685
21	11/27 vs. BUF	L, 0-3	7-12-2	-----	Tabaracci	0-5	3-3	32-20	16,360
22	11/29 vs. DAL	L, 1-2	7-13-2	Burr	Tabaracci	0-5	1-2	30-22	17,061
23	11/30 vs. HFD	L, 3-6	7-14-2	Myhrres, Burr (p), Zamuner	Schwab	1-6	3-6	28-30	16,375
24	12/4 @ ANA	L, 1-3	7-15-2	Hamrlík	Tabaracci	0-3	3-3	24-38	15,838
25	12/5 @ LA	W, 2-1	8-15-2	Poulin, Selivanov (p-gw)	Tabaracci	1-3	5-6	32-29	11,610
26	12/7 @ SJ	W, 4-3	9-15-2	Selivanov, Poulin (s), Zamuner, Cross (gw)	Tabaracci	1-5	1-1	28-23	17,442
27	12/12 vs. EDM	T, 2-2*	9-15-3	Zamuner, Hamrlík (p-gt)	Tabaracci	1-6	0-2	44-34	13,925
28	12/14 vs. NYI	W, 4-1	10-15-3	Gratton (p), Burr (gw), Selivanov, Gratton	Tabaracci	3-6	3-3	36-18	16,230
29	12/16 @ MTL	W, 4-2	11-15-3	Cullen, Gratton, Andersson (gw), Gratton (e)	Tabaracci	0-3	4-4	41-24	20,240
30	12/18 @ BUF	L, 3-5	11-16-3	Hamrlík, Ciccarelli, Bannister	Tabaracci	0-3	2-2	32-25	13,549
31	12/19 @ BOS	L, 0-3	11-17-3	-----	Tabaracci	0-4	5-5	34-25	14,636
32	12/21 @ HFD	L, 5-6*	11-18-3	Ciccarelli (p), Bradley, Cullen, Poulin (p), Langkow	Schwab (3-13), Tabaracci (3-22)	2-5	5-7	32-35	12,082
33	12/23 vs. WSH	L, 1-3	11-19-3	Langkow	Tabaracci	0-2	4-5	24-34	17,536
34	12/26 vs. FLA	T, 3-3*	11-19-4	Poulin (p), Langkow, Langkow (s)	Tabaracci	1-4	3-4	34-38	20,150+
35	12/28 vs. MTL	T, 4-4*	11-19-5	Ciccarelli (p), Selivanov, Toms, Cullen (p)	Tabaracci	2-3	4-6	34-33	18,779
36	12/31 vs. NYR	W, 4-2	12-19-5	Gratton (p), Selivanov, Cullen (p-gw), Hamrlík (e)	Tabaracci	2-3	3-4	33-27	19,807+
37	1/3 vs. ANA	W, 3-2	13-19-5	Ciccarelli (p), Langkow, Gratton (gw)	Tabaracci	1-2	3-3	38-26	17,769
38	1/4 @ PIT	L, 3-7	13-20-5	Gratton, Langkow, Bannister (p)	Tabaracci (2-4), Schwab (5-20)	1-4	3-5	31-24	17,270
39	1/6 @ OTT	W, 4-3	14-20-5	Selivanov, Langkow, Burr, Houlder (gw)	Tabaracci	0-3	4-5	26-25	11,329
40	1/8 @ NYR	W, 4-3	15-20-5	Gratton (p), Zamuner, Burr, Poulin (gw)	Tabaracci	1-3	1-2	31-35	18,200
41	1/9 @ PHI	W, 3-1	16-20-5	Poulin, Ciccarelli (gw), Poulin (e)	Schwab	0-4	6-6	31-31	19,106
42	1/11 vs. NYI	T, 4-4*	16-20-6	Zamuner, Andersson, Cullen, Ulanov (gt)	Tabaracci	0-2	1-5	36-26	19,783+
43	1/13 @ CHI	W, 2-0	17-20-6	Cullen (gw), Zamuner	Tabaracci	0-3	0-5	26-27	17,820
44	1/15 @ COL	L, 2-4	17-21-6	Ysebaert, Langkow (p)	Tabaracci	1-5	4-6	29-33	16,061
45	1/21 vs. COL	W, 3-2*	18-21-6	Selivanov, Gratton, Houlder (gw)	Tabaracci	0-5	2-2	42-17	18,608
46	1/25 @ FLA	L, 2-3	18-22-6	Burr, Houlder	Tabaracci (3-12), Schwab (0-6)	0-3	2-2	30-18	14,703
47	1/27 @ OTT	L, 3-5	18-23-6	Burr, Burr, Hamrlík	Tabaracci	1-4	7-8	27-31	13,283
48	1/30 vs. MTL	L, 1-4	18-24-6	Cullen	Schwab	0-5	4-4	31-36	17,328
49	2/1 vs. BOS	L, 0-3	18-25-6	-----	Tabaracci	0-5	3-3	25-27	17,517
50	2/4 @ PHX	W, 2-0	19-25-6	Gratton (gw), Wiemer	Tabaracci	0-2	4-4	19-21	14,403
51	2/5 @ DAL	L, 0-4	19-26-6	-----	Tabaracci	0-0	0-1	28-31	15,568
52	2/8 vs. BUF	L, 1-3	19-27-6	Hamrlík	Tabaracci	1-5	3-4	32-25	18,382
53	2/12 @ FLA	L, 2-5	19-28-6	Cross, Ciccarelli	Tabaracci	0-4	5-7	22-34	14,703
54	2/14 @ WSH	L, 4-5*	19-29-6	Ciccarelli, Cullen, Houlder, Ysebaert (p)	Puppa (4-18), Tabaracci (1-6)	1-4	3-5	25-24	18,130
55	2/15 vs. WSH	W, 4-1	20-29-6	Ciccarelli, Cross (gw), Poulin, Wiemer (p)	Tabaracci	1-5	10-10	24-39	17,656
56	2/17 vs. DET	T, 3-3*	20-29-7	Shaw, Zamuner, Langkow (gt)	Tabaracci	0-4	4-5	29-35	19,579
57	2/20 vs. PHI	W, 5-2	21-29-7	Langkow (p), Gratton, Ciccarelli (gw), Hamrlík, Wiemer (e)	Tabaracci	1-6	6-7	40-30	18,401
58	2/22 vs. NJ	W, 3-1	22-29-7	Selivanov (p), Gratton (gw), Ciccarelli (e)	Tabaracci	1-3	3-3	25-26	15,002
59	2/23 vs. SJ	W, 4-3	23-29-7	Wiemer, Hamrlík, Wiemer, Myhrres (gw)	Tabaracci (2-11), Schwab (1-15)	0-4	5-5	33-26	15,590
60	2/25 vs. STL	W, 3-2	24-29-7	Andersson, Langkow, Ciccarelli (p-gw)	Tabaracci	1-3	3-3	29-35	16,439
61	2/27 @ BOS	L, 2-6	24-30-7	Langkow, Gratton	Tabaracci (3-13), Schwab (3-17)	0-5	3-4	33-30	14,589
62	3/1 vs. FLA	W, 2-0	25-30-7	Gratton (p-gw), Ciccarelli	Tabaracci	1-7	5-5	30-24	19,517
63	3/4 @ NYI	W, 6-3	26-30-7	Ciccarelli, Gratton, Cullen (p), Zamuner (gw), Ciccarelli, Gratton (e)	Tabaracci	1-4	4-4	28-31	10,253
64	3/6 vs. PHX	L, 0-5	26-31-7	-----	Tabaracci (4-22), Schwab (1-12)	0-3	3-5	30-34	15,335
65	3/8 vs. BOS	L, 4-6	26-32-7	Ysebaert, Ciccarelli (p), Hamrlík (p), Langkow (p)	Tabaracci	3-8	5-5	34-27	16,138
66	3/9 vs. CGY	W, 2-1*	27-32-7	Hamrlík (p), Zamuner (gw)	Schwab	1-5	5-5	34-45	15,636
67	3/13 vs. NYI	L, 0-3	27-33-7	-----	Schwab (3-13), Tabaracci (0-19)	0-5	4-5	34-32	17,414
68	3/15 vs. VAN	L, 2-5	27-34-7	Ciccarelli, Wiemer	Tabaracci	0-6	6-6	29-48	16,747
69	3/16 vs. TOR	L, 1-3	27-35-7	Myhrres	Tabaracci	0-4	4-2	30-25	15,843
70	3/19 @ EDM	L, 1-3	27-36-7	Zamuner (s)	Tabaracci	0-4	4-5	34-25	16,089
71	3/21 @ CGY	W, 4-3*	28-36-7	Gratton (p), Selivanov, Burr, Toms (gw)	Tabaracci (3-17), Schwab (0-8)	1-5	2-3	32-25	17,278
72	3/22 @ VAN	L, 2-3	28-37-7	Gratton, Cullen	Schwab (2-6), Tabaracci (1-16)	0-2	1-4	32-22	16,740
73	3/25 vs. OTT	W, 5-0	29-37-7	Selivanov (gw), Ysebaert, Poulin (s), Cullen, Ciccarelli (p)	Tabaracci	1-4	7-7	24-28	17,873
74	3/27 vs. HFD	L, 2-5	29-38-7	Cullen (p), Andersson (s)	Tabaracci	1-6	5-6	42-29	19,984+
75	3/29 @ FLA	T, 1-1*	29-38-8	Zamuner (s)	Puppa	0-2	3-3	20-36	14,703
76	4/1 @ PHI	T, 0-1*	29-38-9	Gratton	Puppa	0-5	1-6	23-33	19,681
77	4/4 @ NJ	L, 0-3	29-39-9	-----	Puppa	0-2	1-2	26-26	19,040
78	4/5 @ NYI	W, 3-2	30-39-9	Gratton (p), Ciccarelli, Burr (gw)	Tabaracci	1-4	5-5	19-18	16,297
79	4/8 vs. NJ	T, 2-2*	30-39-10	Wiemer, Cross	Tabaracci	0-5	6-6	39-36	17,768
80	4/10 vs. PIT	W, 4-3	31-39-10	Ysebaert (p), Gratton (p), Zamuner, Ciccarelli (gw) Schwab (0-17)	Puppa (3-21), Tabaracci	2-3	2-3	40-38	20,667+
81	4/11 @ NYR	W, 4-2	32-39-10	Ciccarelli, Langkow, Zamuner (s-gw), Gratton (e)	Tabaracci	0-2	2-3	33-27	18,200
82	4/13 @ HFD	L, 1-2	32-40-10	Ciccarelli	Tabaracci	0-2	3-3	39-23	14,660

1995-1996 STATS

PLAYERS

PLAYER	GP	G	A	PTS	PIM	+/-	PP	SH	GW	GT	S
Brian Bradley	75	23	56	79	77	-11	9	0	5	0	189
Roman Hamrik	82	16	49	65	103	-24	12	0	2	3	281
Alex Selivanov	79	31	21	52	93	3	13	0	5	2	215
Petr Klima	67	22	30	52	68	-25	8	0	3	2	164
John Cullen	76	16	34	50	65	1	8	0	3	0	152
Brian Bellows	79	23	26	49	39	-14	13	0	4	0	190
Chris Gratton	82	17	21	38	105	-13	7	0	3	0	183
Rob Zamuner	72	15	20	35	62	11	0	3	4	0	152
Paul Ysebaert	55	16	15	31	16	-19	4	1	1	0	135
Shawn Burr	81	13	15	28	119	4	1	0	2	0	122
Bill Houlder	61	5	23	28	22	1	3	0	0	1	90
Mikael Andersson	64	8	11	19	2	0	0	0	1	0	104
Jason Wiemer	66	9	9	18	81	-9	4	0	1	0	89
Patrick Poulin (TOT)	46	7	9	16	16	7	1	0	0	1	51
(TB)	8	0	1	1	0	0	0	0	0	0	11
(CHI)	38	7	8	15	16	7	1	0	0	1	40
Cory Cross	75	2	14	16	66	4	0	0	0	0	57
Aaron Gavey*	73	8	4	12	56	-6	1	1	2	0	65
Michel Petit (TOT)	54	4	8	12	135	-11	0	0	1	0	68
(TB)	45	4	7	11	108	-10	0	0	1	0	56
(LA)	9	0	1	1	27	-1	0	0	0	0	12
Igor Ulanov (TOT)	64	3	9	12	116	11	0	0	1	0	37
(TB)	11	2	1	3	24	-1	0	0	1	0	13
(CHI)	53	1	8	9	92	12	0	0	0	0	24
David Shaw	66	1	11	12	64	5	0	0	0	0	90
John Tucker	63	3	7	10	18	-8	0	1	0	0	53
Rudy Poeschek	57	1	3	4	88	-2	0	0	0	0	36
Adrien Plavsic	7	1	2	3	6	5	0	0	0	0	4
Daymond Langkow*	4	0	1	5	0	-1	0	0	0	0	4
Drew Bannister*	13	0	1	1	4	-1	0	0	0	0	10
Daren Puppa	57	0	1	1	4	0	0	0	0	0	0
Jeff Toms*	1	0	0	0	0	0	0	0	0	0	1
Derek Wilkinson*	4	0	0	0	2	0	0	0	0	0	0
Allan Egeland*	5	0	0	0	2	0	0	0	0	0	1
J.C. Bergeron	12	0	0	0	0	0	0	0	0	0	0
Chris LiPuma	21	0	0	0	13	-7	0	0	0	0	8
Jeff Reese	26	0	0	0	0	0	0	0	0	0	0

TRADED PLAYERS

PLAYER	GP	G	A	PTS	+/-	PIM	PP	SH	GW	GT	S
Eric Charron (TB)	14	0	0	0	18	-6	0	0	0	0	11
Enrico Ciccone (TB)	55	2	3	5	258	-4	0	0	0	0	48
Steven Finn (TB)	16	0	0	0	24	-6	0	0	0	0	12
Bob Halkidis (TB)	3	0	0	0	7	-1	0	0	0	0	0

GOALTENDERS

GOALTENDER	GP	MIN	AVG	W	L	T	EN	SO	GA	SVS	SV%
Daren Puppa	57	3189	2.46	29	16	9	2	5	131	1605	.918
Jeff Reese (TOT)	26	1269	3.22	9	10	1	2	1	68	634	.893
(TB)	19	994	3.26	7	7	1	2	0	54	464	.884
(HFD)	7	275	3.05	2	3	0	0	1	14	170	.918
J.C. Bergeron	12	595	4.24	2	6	2	2	0	42	250	.832
Derek Wilkinson*	4	200	4.50	0	3	0	0	0	15	105	.857

1995-1996 GAME-BY-GAME RESULTS

#	OPPONENT	RESULT	RECORD	SCORERS	GOALTENDER(S)	PP	PK	SF-SA	ATTEND.
1	10/7 vs. CGY	T, 3-3*	0-0-1	Klima (p), Gratton (p), Selivanov (p)	Puppa	3-8	5-6	32-24	22,735
2	10/12 vs. MTL	W, 3-1	1-0-1	Klima (p), Klima (gw), Cullen	Puppa	1-9	9-10	30-35	15,139
3	10/14 @ WSH	L, 0-2	1-1-1	-----	Bergeron	0-7	5-5	21-27	9,223
4	10/15 vs. OTT	L, 4-7	1-2-1	Burr, Selivanov, Klima (p), Cullen (p)	Puppa	2-6	4-7	34-32	13,488
5	10/17 @ WPG	L, 2-5	1-3-1	Ysebaert, Gratton	Bergeron (4-20), Puppa (1-1)	0-4	2-3	36-21	6,770
6	10/19 @ CHI	W, 4-1	2-3-1	Selivanov, Gratton (p-gw), Ysebaert, Gratton	Puppa	1-6	6-7	24-25	16,197
7	10/21 @ DAL	T, 3-3*	2-3-2	Gavey (s), Gratton (p), Houlder (gt)	Puppa	1-4	8-9	38-30	16,789
8	10/26 vs. NYR	T, 4-4*	2-3-3	Bellows (p), Selivanov, Bellows (p), Selivanov (p)	Puppa	3-7	7-7	32-46	19,417

	OPPONENT	RESULT	RECORD	SCORERS	GOALTENDER(S)	PP	PK	SF-SA	ATTEND.
9	10/28 vs. WSH	L, 2-4	2-4-3	Burr, Cross	Puppa	0-8	8-9	26-30	19,606
10	10/31 @ PHI	T, 2-2*	2-4-4	Bradley, Klima (p-gt)	Puppa	1-5	2-9	29-43	16,936
11	11/1 @ PIT	L, 0-10	2-5-4	-----	Bergeron (17-27), Puppa (0-0)	0-6	2-7	27-27	15,084
12	11/3 vs. NYI	W, 5-3	3-5-4	Burr, Ysebaert (p), Klima (p), Bellows (gw), Klima (e)	Puppa	2-2	4-6	23-25	9,073
13	11/5 @ FLA	L, 1-4	3-6-4	Selivanov	Puppa	0-4	4-4	26-33	11,252
14	11/8 @ NYR	L, 4-5	3-7-4	Bellows (p), Hamrik (p), Selivanov (p), Zamuner	Wilkinson	3-8	5-6	27-34	18,200
15	11/10 vs. EDM	L, 3-4*	3-8-4	Bradley (p), Ysebaert (p), Bellows (p)	Wilkinson	3-6	6-6	34-37	20,361
16	11/12 vs. BUF	L, 4-6	3-9-4	Burr, Klima, Bellows, Selivanov (p)	Wilkinson	1-4	5-6	34-34	16,656
17	11/14 vs. BOS	W, 5-3	4-9-4	Gratton, Ysebaert, Selivanov, Burr (gw), Selivanov	Puppa	0-3	3-3	35-29	17,685
18	11/16 vs. TOR	L, 4-5*	4-10-4	Bradley, Bellows (p), Ysebaert, Gratton (p)	Puppa	2-7	7-7	37-34	15,042
19	11/18 vs. VAN	W, 5-4*	5-10-4	Hamrik (p), Bradley (p), Ysebaert (p), Selivanov (p), Klima (gw)	Puppa	4-8	3-4	31-47	15,528
20	11/22 vs. NJ	W, 3-1	6-10-4	Bradley, Klima (gw), Gratton (p)	Puppa	1-4	8-9	26-29	16,243
21	11/24 @ WSH	W, 2-1	7-10-4	Burr, Ysebaert (gw)	Puppa	0-2	4-4	27-15	15,117
22	11/25 @ NYI	W, 2-1	8-10-4	Tucker (s), Bellows (p-gw)	Puppa	1-4	6-6	38-30	11,871
23	11/27 vs. LA	W, 2-0	9-10-4	Selivanov (gw), Selivanov	Puppa	0-2	4-4	40-45	16,415
24	11/29 vs. HFD	T, 2-2*	9-10-5	Houlder, Hamrik (p-gt)	Puppa (2-12), Bergeron (0-22)	1-7	4-5	35-34	15,203
25	12/1 @ NJ	L, 1-5	9-11-5	Selivanov	Bergeron	0-4	4-5	25-27	14,289
26	12/3 vs. PIT	L, 4-5	9-12-5	Hamrik (p), Ysebaert, Selivanov, Zamuner	Bergeron	1-8	3-4	36-22	16,466
27	12/6 vs. ANA	W, 2-1	10-12-5	Hamrik (p), Selivanov (p-gw)	Bergeron	2-6	7-7	43-18	17,260
28	12/8 vs. BOS	W, 3-1	11-12-5	Klima (p), Gavey (p-gw), Ysebaert	Reese	2-5	4-4	33-25	16,285
29	12/11 @ BUF	W, 6-1	12-12-5	Burr (p), Zamuner (s-gw), Ysebaert (p), Gratton	Reese	3-7	0-9	37-22	5,442
30	12/13 @ HFD	W, 3-2	13-12-5	Bradley, Klima, Petit (gw)	Reese	0-4	7-7	30-22	7,547
31	12/14 @ PHI	L, 0-4	13-13-5	-----	Reese	0-5	6-7	18-31	17,163
32	12/16 vs. FLA	L, 2-7	13-14-5	Ysebaert (s), Ysebaert	Reese	0-3	5-8	27-37	16,241
33	12/19 vs. WPG	W, 6-3	14-14-5	Bradley (p), Cross, Gavey, Gratton (p-gw), Gavey, Cullen	Reese	2-9	5-7	43-23	16,581
34	12/21 vs. NJ	T, 2-2*	14-14-6	Ysebaert, Hamrik (gt)	Reese	0-4	5-6	36-25	18,878
35	12/23 @ BOS	L, 5-7	14-15-6	Wiemer, Selivanov (p), Zamuner, Klima, Hamrik (p)	Reese (5-22), Bergeron (1-12)	2-5	4-6	24-35	17,565
36	12/28 vs. MTL	W, 3-1	15-15-6	Cullen, Bellows (p-gw), Zamuner (e)	Reese (0-3), Bergeron (1-24)	1-4	5-5	26-27	26,415+
37	12/31 @ OTT	W, 3-0	16-15-6	Bradley (p-gw), Hamrik, Zamuner (e)	Puppa	1-5	0-6	26-18	8,522
38	1/2 @ CGY	L, 0-10	16-16-6	-----	Puppa (4-12), Bergeron (6-16)	0-6	2-5	32-28	16,893
39	1/3 @ EDM	W, 5-0	17-16-6	Cullen (p-gw), Klima, Klima, Petit, Zamuner	Puppa	1-3	5-5	39-28	9,914
40	1/6 @ VAN	L, 2-9	17-17-6	Klima, Klima (p) Bergeron (5-17)	Puppa (4-18),	1-4	4-5	26-35	17,522
41	1/8 @ MTL	T, 3-3*	17-17-7	Selivanov, Bellows (p), Selivanov (gt)	Bergeron	1-3	3-4	28-19	16,332
42	1/13 vs. OTT	W, 4-1	18-17-7	Klima, Selivanov (p-gw), Bradley, Zamuner (s)	Puppa	1-4	1-5	41-24	21,829
43	1/15 @ NYI	L, 2-3	18-18-7	Selivanov (p), Bellows (p)	Puppa	2-7	4-5	28-40	11,428
44	1/17 vs. SJ	W, 6-4	19-18-7	Selivanov (p), Gavey, Andersson, Andersson, Bradley (gw), Gavey	Puppa	1-3	4-5	31-34	18,546
45	1/22 @ MTL	W, 4-1	20-18-7	Petit, Bradley (p-gw), Petit, Andersson	Puppa	1-4	7-7	26-39	16,365
46	1/25 @ BOS	L, 3-4	20-19-7	Cullen, Shaw, Hamrik (p)	Puppa	1-2	1-2	32-31	17,382
47	1/27 @ STL	L, 1-2	20-20-7	Gratton	Puppa	0-5	5-5	24-35	18,862
48	1/31 vs. PIT	W, 4-1	21-20-7	Bradley, Cullen (gw), Cullen (p), Gratton	Puppa	1-5	4-5	37-24	24,345
49	2/3 vs. FLA	L, 3-5	21-21-7	Houlder (p), Zamuner (s), Cullen	Reese	1-5	3-6	29-24	20,828
50	2/4 @ BUF	W, 5-2	22-21-7	Wiemer (p), Cullen (p), Gratton (gw), Burr, Zamuner	Puppa	2-6	5-6	33-28 1	4,244
51	2/7 @ COL	T, 4-4*	22-21-8	Selivanov, Cullen (p), Andersson, Klima	Puppa	1-4	4-5	22-38	16,061
52	2/10 vs. DET	L, 2-3*	22-22-8	Wiemer (p), Andersson	Puppa	1-5	2-4	30-22	22,636
53	2/11 vs. NYR	L, 2-6	22-23-8	Klima, Bellows	Reese	0-5	507	30-27	22,708
54	2/13 vs. STL	L, 2-3	22-24-8	Wiemer (p), Bradley (p)	Puppa	2-4	3-3	20-39	14,656
55	2/15 vs. COL	W, 4-2	23-24-8	Klima, Bellows, Selivanov (gw), Gratton (p)	Reese	1-4	5-5	39-24	15,137
56	2/17 vs. PHI	W, 5-2	24-24-8	Bradley, Hamrik (p), Zamuner (gw), Burr, Bradley	Reese	1-5	5-5	29-26	21,007
57	2/19 vs. DAL	W, 4-2	25-24-8	Hamrik (p), Andersson, Zamuner (gw), Bradley (e)	Puppa	1-4	6-6	37-31	16,968
58	2/21 @ TOR	W, 3-2*	26-24-8	Houlder (p), Zamuner, Bellows (gw)	Puppa	1-5	4-4	47-31	15,746
59	2/23 @ NYI	W, 3-2*	27-24-8	Cullen (p), Cullen, Zamuner (gw)	Puppa	1-10	5-5	43-21	11,776
60	2/24 @ DET	L, 0-2	27-25-8	-----	Reese	0-2	4-5	25-29	19,983
61	2/28 @ LA	W, 5-1	28-25-8	Burr, Bradley (gw), Gratton, Plavsic, Ciccone	Puppa	0-1	4-4	35-32	11,405
62	3/1 @ SJ	W, 7-3	29-25-8	Bellows, Bellows (p), Wiemer (p), Wiemer (gw), Wiemer, Bellows, Tucker	Puppa	2-3	2-3	34-23	17,190
63	3/3 @ ANA	T, 2-2*	29-25-9	Houlder (p), Bradley (p)	Puppa	2-5	1-5	23-23	17,174
64	3/5 vs. CHI	W, 2-0	30-25-9	Hamrik (gw), Hamrik (p)	Puppa	1-7	4-4	30-20	19,008
65	3/7 vs. NYR	W, 5-2	31-25-9	Bellows, Bellows (p), Tucker	Reese (2-19), Wilkinson (0-7)	2-5	3-5	33-26	18,090
66	3/10 vs. WSH	W, 1-0	32-25-9	Cullen (gw)	Puppa	0-3	2-2	18-28	21,323
67	3/13 @ PHI	T, 1-1*	32-25-10	Burr	Puppa	0-6	7-8	24-43	17,380
68	3/15 @ NJ	L, 0-5	32-26-10	-----	Puppa (4-21), Reese (1-17)	0-2	0-2	32-38	18,328
69	3/17 @ OTT	L, 0-5	32-27-10	-----	Puppa (3-11), Reese (2-15)	0-6	7-9	30-26	15,102
70	3/18 @ HFD	L, 3-6	32-28-10	Bradley (p), Cullen, Wiemer	Reese	1-3	4-5	39-42	11,440
71	3/21 vs. WSH	T, 3-3*	32-28-11	Ysebaert, Selivanov, Selivanov (gt)	Puppa	0-5	4-4	22-34	17,737
72	3/23 vs. FLA	W, 4-2	33-28-11	Klima (p), Selivanov (p), Bradley (gw), Poeschek (e)	Puppa	2-4	2-3	34-22	21,035
73	3/26 vs. NJ	L, 4-6	33-29-11	Wiemer, Burr, Bradley (p), Bradley	Puppa	1-4	0-1	38-34	18,200
74	3/30 @ FLA	W, 2-1	34-29-11	Zamuner, Ulanov (gw)	Puppa	0-2	4-4	31-27	14,703
75	3/31 @ WSH	T, 1-1*	34-29-12	Hamrik (gt)	Puppa	0-3	4-4	24-24	18,130
76	4/3 vs. HFD	W, 4-2	35-29-12	Ulanov, Gavey, Andersson (gw), Hamrik (p)	Puppa	1-4	2-3	40-36	22,576
77	4/5 vs. BUF	L, 3-4	35-30-12	Bellows (p), Gratton, Andersson	Puppa	1-4	4-5	43-22	22,523
78	4/6 @ PIT	L, 1-2	35-31-12	Bellows	Puppa	0-4	3-3	40-28	17,321
79	4/8 vs. NYI	W, 4-3	36-31-12	Gratton, Selivanov, Bellows, Gavey (gw)	Puppa	0-5	3-3	29-26	20,825
80	4/10 @ FLA	W, 2-1	37-31-12	Bradley (p), Hamrik (gw)	Puppa	2-6	7-8	22-26	14,703
81	4/12 @ NYR	W, 3-2	38-31-12	Ysebaert, Selivanov (p), Selivanov (gw)	Puppa	1-4	0-3	29-24	18,200
82	4/14 vs. PHI	L, 1-3	38-32-12	Selivanov (p)	Reese	1-4	3-3	29-34	23,699

PLAYERS												
PLAYER	GP	G	A	PTS	PIM	+/-	PP	SH	GW	GT	S	
Brian Bradley	46	13	27	40	42	-6	3	0	2	0	111	
Paul Ysebaert (TOT)	44	12	16	28	18	3	0	0	1	0	93	
(TB)	29	8	11	19	12	-1	0	0	0	0	70	
(CHI)	15	4	5	9	6	4	0	0	1	0	23	
Chris Gratton	46	7	20	27	89	-2	2	0	0	0	91	
Petr Klima	47	13	13	26	26	-13	4	0	3	0	75	
John Tucker	46	12	13	25	14	-10	2	0	1	0	81	
Roman Hamrlík	48	12	11	23	86	-18	7	1	2	0	134	
Alexander Semak (TOT)	41	7	11	18	25	-7	0	0	1	0	71	
(TB)	22	5	5	10	12	-3	0	0	1	0	39	
(NJ)	19	2	6	8	13	-4	0	0	0	0	32	
Alex Selivanov*	43	10	6	16	14	-2	4	0	3	0	94	
Rob Zamuner	43	9	6	15	24	-3	0	3	1	0	74	
Marc Bureau	48	2	12	14	30	-8	0	1	0	1	72	
Mikael Andersson	36	4	7	11	4	-3	0	0	0	0	36	
Enrico Ciccone	41	2	4	6	225	3	0	0	0	0	43	
Marc Bergevin	44	2	4	6	51	-6	0	1	0	0	32	
Cory Cross*	43	1	5	6	41	-6	0	0	1	0	35	
Bob Halkidis (TOT)	31	1	4	5	46	-10	0	0	0	0	25	
(TB)	27	1	3	4	40	-12	0	0	0	0	25	
(DET)	4	0	1	1	6	2	0	0	0	0	0	
Jason Wiemer*	36	1	4	5	44	-2	0	0	0	0	10	
Eric Charron*	45	1	4	5	26	1	0	0	0	0	33	
Adrien Plavsic (TOT)	18	2	2	4	8	8	0	0	0	0	35	
(TB)	15	2	1	3	4	5	0	0	0	0	24	
(VAN)	3	0	1	1	4	3	0	0	0	0	11	
Brantt Myhres*	15	2	0	2	81	-2	0	0	1	0	4	
Rudy Poeschek	25	1	1	2	92	0	0	0	0	0	14	
Ben Hankinson* (TOT)	26	0	2	2	13	-5	0	0	0	0	26	
(TB)	18	0	2	2	6	1	0	0	0	0	18	
(NJ)	8	0	0	0	7	-6	0	0	0	0	8	
Brent Gretzky*	3	0	1	1	0	-2	0	0	0	0	1	
Daren Puppa	36	0	1	1	2	0	0	0	0	0	0	
Gerard Gallant	1	0	0	0	0	0	0	0	0	0	1	
Chris LiPuma	1	0	0	0	0	2	0	0	0	0	1	
J.C. Bergeron	17	0	0	0	2	0	0	0	0	0	0	

TRADED PLAYERS												
PLAYER	GP	G	A	PTS	+/-	PIM	PP	SH	GW	GT	S	
Shawn Chambers (TB)	24	2	12	14	6	0	1	0	0	0	44	
Danton Cole (TB)	26	3	3	6	6	-1	1	0	0	0	56	
Jim Cummins (TB)	10	1	0	1	41	-3	0	0	1	0	3	
Denis Savard (TB)	31	6	11	17	10	-6	1	0	1	0	56	
Rich Sutter (TB)	4	0	0	0	0	0	0	0	0	0	3	

GOALTENDERS												
GOALTENDER	GP	MIN	AVG	W	L	T	EN	SO	GA	SVS	SV%	
Daren Puppa	36	2013	2.68	14	19	2	4	1	90	946	.905	
J.C. Bergeron	17	883	3.33	3	9	1	1	1	49	374	.869	

1994-1995 GAME-BY-GAME RESULTS												
#	OPPONENT	RESULT	RECORD	SCORERS	GOALTENDER(S)	PP	PK	SF-SA	ATTEND.			
1	1/20 vs. PIT	L, 3-5	0-1-0	Selivanov, Poeschek, Bergevin (s)	Puppa	0-0	0-0	33-30	26,387+			
2	1/22 vs. BUF	L, 2-5	0-2-0	Klima, Cole (p)	Bergeron	1-5	4-5	27-19	22,952			
3	1/25 vs. FLA	W, 3-2	1-2-0	Tucker, Bradley (p), Hamrlík (s-gw)	Puppa	1-5	2-4	29-28	20,277			
4	1/26 @ FLA	L, 2-4	1-3-0	Klima, Cole	Puppa	0-2	2-3	35-22	13,147			
5	1/28 @ NYI	W, 4-1	2-3-0	Tucker, Bradley (gw), Klima, Klima	Puppa	1-4	6-6	22-24	11,808			
6	1/31 vs. MTL	W, 4-1	3-3-0	Zamuner, Hamrlík (gw), Gratton, Tucker (e)	Puppa	0-3	4-5	30-20	15,411			
7	2/2 @ NYR	T, 3-3*	3-3-1	Klima, Hamrlík, Bureau (s-gt)	Puppa	0-5	3-3	28-29	18,200			
8	2/4 @ PIT	L, 3-6	3-4-1	Tucker, Hamrlík (p), Chambers	Bergeron	1-3	2-3	40-25	15,716			
9	2/5 @ BUF	L, 1-2	3-5-1	Klima	Puppa	0-5	4-4	16-32	13,133			
10	2/7 vs. NYI	W, 5-2	4-5-1	Gratton, Zamuner (s), Selivanov (gw), Bergevin, Hamrlík	Puppa	0-5	6-7	16-32	16,036			
11	2/10 vs. HFD	W, 4-3	5-5-1	Bradley, Andersson, Selivanov, Klima (p-gw)	Puppa	1-2	4-4	18-36	16,639			
12	2/11 vs. NYR	L, 2-3	5-6-1	Klima, Andersson	Puppa	0-5	4-4	25-15	26,095+			
13	2/14 vs. PHI	L, 2-5	5-7-1	Ciccone, Klima	Puppa	0-3	2-3	37-29	16,699			
14	2/17 vs. OTT	L, 1-2	5-8-1	Cole	Puppa	0-6	3-3	40-25	16,131			
15	2/18 vs. BOS	W, 3-1	6-8-1	Hamrlík (p), Cummins (gw), Zamuner (e)	Puppa	1-4	3-4	19-25	24,875			
16	2/20 vs. NYR	L, 1-3	6-9-1	Tucker	Puppa	0-2	2-2	15-18	24,224			
17	2/23 @ NYI	W, 4-1	7-9-1	Zamuner, Klima (p-gw), Savard, Savard (e)	Puppa	1-3	3-4	21-28	10,773			
18	2/24 @ PIT	W, 4-2	8-9-1	Bradley, Savard, Savard (gw), Bradley (p-e)	Bergeron	1-3	4-6	27-24	16,701			
19	2/26 @ WSH	T, 1-1*	8-9-2	Ciccone	Puppa	0-0	3-3	17-23	12,391			
20	3/1 @ QUE	L, 2-8	8-10-2	Tucker, Chambers (p)	Puppa (6-23), Bergeron (2-5)	1-6	1-3	29-28	13,131			
21	3/2 @ OTT	W, 3-2*	9-10-2	Halkidis, Bradley, Bradley (gw)	Puppa	0-1	5-5	31-34	9,114			
22	3/4 @ HFD	L, 2-3*	9-11-2	Tucker, Tucker	Puppa	0-2	3-3	25-29	9,151			
23	3/7 vs. PHI	L, 3-4	9-12-2	Klima (p), Myhres, Ysebaert	Puppa	1-3	5-5	26-37	21,827			
24	3/10 vs. NJ	L, 2-3	9-13-2	Tucker, Hamrlík	Puppa	0-6	7-8	27-28	23,649			
25	3/12 @ WSH	L, 1-3	9-14-2	Klima (p)	Bergeron	1-4	3-4	23-32	11,493			
26	3/13 vs. WSH	L, 0-3	9-15-2	-----	Puppa	0-4	6-7	16-32	17,094			
27	3/18 @ NJ	W, 2-1	10-15-2	Selivanov (p), Tucker (gw)	Puppa	1-3	5-5	32-22	17,690			
28	3/19 @ BUF	W, 6-1	11-15-2	Gratton (p), Selivanov (p-gw), Savard (p), Selivanov (p), Hamrlík (p), Bradley	Puppa	5-7	5-6	39-25	15,508			
29	3/24 vs. BOS	L, 3-4*	11-16-2	Bureau, Selivanov, Savard	Puppa	0-3	0-1	26-30	24,464			
30	3/27 vs. MTL	W, 3-2*	12-16-2	Hamrlík (p), Bradley, Hamrlík (p), Gratton (p)	Puppa	1-5	3-4	31-31	15,959			
31	3/29 vs. WSH	L, 2-4	12-17-2		Puppa (3-16), Bergeron (1-13)	2-6	3-5	26-29	14,926			
32	3/31 vs. HFD	W, 2-0	13-17-2	Selivanov (gw), Andersson	Puppa	0-1	4-4	26-25	17,961			
33	4/2 vs. FLA	L, 1-4	13-18-2	Ysebaert	Puppa	0-1	3-3	27-27	21,557			
34	4/4 @ NJ	T, 1-1*	13-18-3	Semak	Bergeron	0-1	2-2	26-26	13,735			
35	4/6 @ PHI	L, 4-5	13-19-3	Zamuner, Semak, Andersson, Hamrlík (p)	Bergeron	1-2	2-3	22-30	17,245			
36	4/8 @ BOS	L, 1-5	13-20-3	Semak	Puppa (2-8), Bergeron (3-19)	0-4	3-4	18-27	14,448			
37	4/9 @ HFD	W, 3-0	14-20-3	Semak (gw), Ysebaert, Gratton (e)	Bergeron	0-2	4-4	24-23	10,725			
38	4/11 vs. NYI	W, 5-2	15-20-3	Zamuner, Tucker, Zamuner (s-gw), Plavsic, Ysebaert	Bergeron	1-4	5-5	34-31	18,922			
39	4/14 @ PHI	L, 2-3	15-21-3	Ysebaert, Bradley	Bergeron	0-3	3-4	20-24	17,380			
40	4/16 @ FLA	L, 1-4	15-22-3	Zamuner (s)	Bergeron	0-6	4-5	25-23	13,232			
41	4/18 vs. NJ	W, 3-2	16-22-3	Zamuner, Hamrlík (p), Cross (gw)	Puppa	1-3	3-3	22-35	18,202			
42	4/20 vs. QUE	W, 5-2	17-22-3	Selivanov, Tucker, Myhres (gw), Wiemer, Ysebaert (e)	Puppa	0-4	5-6	30-30	17,705			
43	4/22 @ MTL	L, 1-3	17-23-3	Ysebaert	Puppa	0-4	2-4	32-32	17,251			
44	4/24 vs. BUF	L, 1-3	17-24-3	Selivanov (p)	Puppa	1-6	5-6	24-29	18,738			
45	4/26 @ NYR	L, 4-6	17-25-3	Plavsic, Bradley, Gratton, Bradley (p)	Puppa (4-34), Bergeron (1-13)	1-4	1-3	41-48	18,200			
46	4/27 @ OTT	L, 1-6	17-26-3	Gratton	Puppa (3-8), Bergeron (3-14)	0-5	5-5	29-22	9,291			
47	4/29 @ QUE	L, 1-4	17-27-3	Charron	Bergeron	0-4	3-4	29-21	15,399			
48	5/3 vs. OTT	L, 3-4	17-28-3	Bradley, Semak, Ysebaert	Bergeron	0-3	4-4	24-29	21,689			

* Overtime
** Shootout
+ (p) Sellout
(s) Short-handed Goal
(x) Short-handed Goal
(y) Overtime Game-Winner
(EV-PS) Successful Penalty Shot

PLAYERS

PLAYER	GP	G	A	PTS	PIM	+/-	PP	SH	GW	GT	S
Brian Bradley	78	24	40	64	56	-8	6	0	2	0	180
Petr Klima	75	28	27	55	76	-15	10	0	2	0	167
Denis Savard	74	18	28	46	106	-1	2	1	2	0	181
Danton Cole	81	20	23	43	32	7	8	1	4	0	149
Chris Gratton*	84	13	29	42	123	-25	5	1	2	1	161
John Tucker	66	17	23	40	28	9	2	0	6	1	126
Shawn Chambers	66	11	23	34	23	-6	6	1	1	0	142
Chris Joseph (TOT)	76	11	20	31	136	-21	8	0	0	0	179
(TB)	66	10	19	29	108	-13	7	0	0	0	154
(EDM)	10	1	1	2	28	-8	1	0	0	0	25
Pat Elynuik (TOT)	67	13	15	28	64	-21	4	1	1	0	111
(TB)	63	12	14	26	64	-18	3	1	1	0	103
(WSH)	4	1	1	2	0	-3	1	0	0	0	8
Mikael Andersson	76	13	12	25	23	8	1	1	2	1	136
Roman Hamrlík	64	3	18	21	135	-14	0	0	0	0	158
Adam Creighton	53	10	10	20	37	-7	2	0	1	0	77
Marc Bergevin	83	1	15	16	87	-5	0	0	1	0	76
Marc Bureau	75	8	7	15	30	-9	0	1	1	0	110
Gerard Gallant	51	4	9	13	74	-6	1	0	2	0	45
Rob Zamuner	59	6	6	12	42	-9	0	0	1	0	109
Rudy Poeschek	71	3	6	9	118	3	0	0	1	1	46
Bill McDougall	22	3	3	6	8	-4	1	0	0	1	26
Chris LiPuma*	27	0	4	4	77	1	0	0	0	0	20
Jason Ruff*	6	1	2	3	2	2	0	0	0	0	14
Brent Gretzky*	10	1	2	3	2	0	0	0	0	0	14
Jim Cummins* (TOT)	26	1	2	3	84	-1	0	0	0	0	20
(TB)	4	0	0	0	13	-1	0	0	0	0	3
(PHI)	22	1	2	3	71	0	0	0	0	0	17
Enrico Ciccone (TOT)	57	1	2	3	226	-4	0	0	0	0	33
(TB)	11	0	1	1	52	-2	0	0	0	0	10
(WSH)	46	1	1	2	174	-2	0	0	0	0	23
Daren Puppa	63	0	1	1	2	0	0	0	0	0	0
Jason Lafreniere	1	0	0	0	0	-1	0	0	0	0	2
J.C. Bergeron	3	0	0	0	0	0	0	0	0	0	0
Eric Charron*	4	0	0	0	2	0	0	0	0	0	1
Cory Cross*	5	0	0	0	6	-3	0	0	0	0	5
Normand Rochefort	6	0	0	0	10	-1	0	0	0	0	4
Wendell Young	9	0	0	0	4	0	0	0	0	0	0

TRADED PLAYERS

PLAYER	GP	G	A	PTS	+/-	PIM	PP	SH	GW	GT	S
Bob Beers (TB)	16	1	5	6	12	-11	1	0	0	0	35
Tim Bergland (TB)	51	6	5	11	6	-14	0	0	0	0	61
Rob DiMaio (TB)	39	8	7	15	40	-5	2	0	1	0	51
Donald Dufresne (TB)	51	2	6	8	48	-2	0	0	0	0	49
Pat Jablonski (TB)	15	0	0	0	0	0	0	0	0	0	0
Joe Reekie (TB)	73	1	11	12	127	8	0	0	0	0	88

GOALTENDERS

GOALTENDER	GP	MIN	AVG	W	L	T	EN	SO	GA	SVS	SV%
Wendell Young	9	480	2.50	2	3	1	1	1	20	211	.905
Daren Puppa	63	3653	2.71	22	33	6	4	4	165	1637	.899
J.C. Bergeron	3	134	3.13	1	1	1	0	0	7	69	.899

1993-1994 GAME-BY-GAME RESULTS

#	OPPONENT	RESULT	RECORD	SCORERS	GOALTENDER(S)	PP	PK	SF-SA	ATTEND.
1	10/6 @ NJ	L, 1-2	0-1-0	Klima (p)	Puppa	1-3	1-1	18-43	12,946
2	10/7 @ NYR	L, 4-5	0-2-0	McDougall, Savard, McDougall, Beers (p)	Jablonski	1-4	0-1	19-38	16,596
3	10/9 vs. FLA	L, 0-2	0-3-0	-----	Puppa	0-8	5-6	35-22	27,227+
4	10/14 vs. PIT	W, 3-2	1-3-0	Cole, Bradley (p), Tucker (gw)	Puppa	1-7	1-1	40-28	10,132
5	10/16 vs. OTT	W, 4-1	2-3-0	Savard (p), Tucker (gw),	Puppa	1-6	6-7	36-27	18,238
6	10/17 @ FLA	T, 3-3*	2-3-1	Bradley (p), Dufresne, McDougall (p-gt)	Puppa	2-5	4-6	29-29	13,059
7	10/20 vs. LA	L, 3-4	2-4-1	Tucker, Gratton (p), Cole	Puppa	1-8	1-3	28-22	21,536
8	10/22 vs. NYR	W, 4-1	3-4-1	Andersson, Cole (gw), Bradley (p), Gratton (s)	Puppa	1-5	5-6	29-34	18,667

	OPPONENT	RESULT	RECORD	SCORERS	GOALTENDER(S)	PP	PK	SF-SA	ATTEND.
9	10/23 vs. TOR	L, 0-2	3-5-1	-----	Puppa	0-4	4-4	25-26	22,880
10	10/27 vs. WPG	L, 3-4	3-6-1	Andersson, Savard, Elynuik (p)	Puppa	1-4	2-3	30-23	16,006
11	10/29 vs. NYI	L, 2-4	3-7-1	Tucker	Puppa	0-6	5-6	34-25	12,976
12	10/30 @ FLA	L, 1-2*	3-8-1	Bergland, Elynuik	Puppa	0-6	2-3	28-19	22,332
13	11/2 @ QUE	L, 2-8	3-9-1	Gratton (p), Gretzky	Jablonski	1-5	1-1	43-21	13,635
14	11/3 @ MTL	L, 0-1	3-10-1	-----	Puppa	0-4	3-3	37-21	16,500
15	11/6 @ BOS	T, 1-1*	3-10-2	Poeschek (gt)	Puppa	0-1	2-2	28-42	13,972
16	11/8 @ NYR	L, 3-6	3-11-2	Klima, Dufresne, Bradley	Puppa	0-5	3-4	31-38	16,618
17	11/11 vs. WSH	L, 1-4	3-12-2	Klima	Puppa	0-5	1-2	34-23	19,370
18	11/13 vs. QUE	W, 4-3	4-12-2	Tucker, Andersson, Joseph, Savard (gw)	Puppa	0-3	3-3	29-31	19,691
19	11/17 @ DAL	L, 3-4	4-13-2	Cole (s), Joseph, Bradley	Puppa	0-3	2-4	20-32	14,976
20	11/19 vs. NYR	L, 3-5	4-14-2	Zamuner, Andersson, Bureau	Puppa	0-5	2-3	31-38	19,993
21	11/20 vs. CHI	W, 4-3	5-14-2	Klima, Klima, Bradley, Tucker (gw)	Jablonski	0-4	3-4	37-24	22,086
22	11/24 vs. HFD	W, 4-1	6-14-2	Bradley, Bradley (gw), Poeschek, Elynuik	Puppa	0-2	5-5	30-29	19,374
23	11/26 @ PHI	L, 0-3	6-15-2	-----	Puppa	0-6	3-3	27-22	17,380
24	11/27 vs. PHI	L, 3-4*	6-16-2	Bradley, Klima, Cole (p)	Puppa	1-4	2-3	33-36	21,896
25	12/1 vs. BUF	L, 0-3	6-17-2	-----	Puppa	0-2	2-2	33-26	18,386
26	12/4 @ LA	W, 5-4	7-17-2	Klima (p), Klima, Andersson (p), Bureau, Cole (p-gw)	Jablonski	3-7	1-6	23-34	15,091
27	12/5 @ ANA	W, 4-2	8-17-2	Cole (p), Klima, Bureau (p-gw), Bradley (e)	Puppa	1-5	7-7	23-41	16,480
28	12/7 @ SJ	W, 3-1	9-17-2	Savard, Creighton (gw), Bradley (p)	Puppa	1-4	6-6	24-20	14,868
29	12/11 vs. PIT	L, 3-6	9-18-2	Bradley, Creighton, Bureau	Puppa	0-6	1-4	34-29	23,907
30	12/14 vs. MTL	T, 1-1*	9-18-3	Andersson (gt)	Jablonski	0-4	4-4	34-20	9,433
31	12/15 vs. OTT	W, 4-3	10-18-3	Elynuik, Klima, Chambers, Klima (gw)	Jablonski	1-6	5-6	24-17	16,155
32	12/18 vs. BOS	L, 3-5	10-19-3	Elynuik (p), Savard, Gratton (p)	Puppa	2-4	2-3	11-36	23,336
33	12/19 @ BUF	T, 3-3*	10-19-4	Gallant, Klima, Chambers	Puppa	0-4	3-4	29-27	13,721
34	12/21 @ PIT	L, 3-8	10-20-4	Bergland, Zamuner, DiMaio	Puppa (3-21), Jablonski (5-18)	0-5	3-4	34-39	15,601
35	12/23 @ STL	L, 4-7	10-21-4	Bergland, Elynuik (s), Bradley, Chambers (s)	Puppa	0-4	4-6	38-30	17,697
36	12/26 vs. FLA	L, 1-3	10-22-4	DiMaio (p)	Jablonski	1-7	2-2	37-20	10,964
37	12/28 @ QUE	W, 4-1	11-22-4	Cole, DiMaio (p-gw), Klima, Cole (e)	Puppa	1-4	2-3	20-16	14,646
38	12/30 @ OTT	W, 3-0	12-22-4	Zamuner (gw), Savard, Joseph (p)	Puppa	1-3	4-4	37-11	10,504
39	1/1 @ WSH	T, 5-5*	12-22-5	Klima (p), Bradley (p), Andersson, Hamrlík, Klima	Jablonski	2-3	2-3	28-39	14,914
40	1/2 vs. ANA	L, 1-4	12-23-5	Joseph (p)	Puppa	1-5	6-6	32-19	10,871
41	1/4 @ TOR	W, 1-0	13-23-5	Elynuik (gw)	Puppa	0-5	6-6	24-28	17,526
42	1/8 vs. PHI	W, 4-2	14-23-5	Bergland, Bradley, Andersson (gw), Joseph (p)	Puppa	1-5	2-3	20-30	26,023+
43	1/10 @ NYR	W, 5-2	15-23-5	Creighton, Reekie, Bergevin (gw), Creighton (p), Klima (p)	Puppa	2-2	1-4	33-29	17,993
44	1/12 @ DET	W, 4-2	16-23-5	Chambers, Joseph (p), Tucker (gw), Savard (e)	Puppa	1-3	3-5	25-17	19,618
45	1/13 @ CHI	L, 0-1	16-24-5	-----	Puppa	0-5	4-5	20-29	17,336
46	1/16 @ WPG	W, 3-2*	17-24-5	Creighton, Andersson, Andersson (gw)	Puppa	0-2	3-3	25-28	11,858
47	1/17 vs. DET	L, 3-6	17-25-5	Zamuner, Klima (p), Hamrlík	Jablonski	1-5	4-6	19-27	8,764
48	1/19 vs. NYI	W, 4-3*	18-25-5	Klima, Cole (p), Bradley (p), Gratton (gw)	Puppa	2-4	3-3	33-28	22,351
49	1/24 vs. BUF	W, 4-0	19-25-5	Cole (gw), Chambers (p),	Puppa	1-3	3-3	32-23	10,261
50	1/26 vs. FLA	T, 1-1*	19-25-6	Tucker (p-gt)	Puppa	1-5	4-4	41-23	20,101
51	1/29 vs. SJ	L, 1-2	19-26-6	Klima	Puppa	0-5	1-2	37-21	26,652+
52	2/2 vs. DET	L, 1-3	19-27-6	Tucker	Puppa	0-3	2-2	34-30	21,260
53	2/5 @ WSH	L, 3-6	19-28-6	Chambers (p), Cole, Bureau	Puppa	1-7	1-2	22-32	15,811
54	2/7 @ TOR	W, 2-1	20-28-6	Bergland, Poeschek (gw)	Jablonski	0-3	5-5	29-25	15,728
55	2/10 @ OTT	W, 6-2	21-28-6	Klima (p), Gratton, Cole (gw), Andersson (s), Gratton, Bradley	Jablonski	1-3	4-4	36-18	10,295
56	2/12 vs. VAN	L, 2-3	21-29-6	Klima (p), Joseph	Puppa	1-6	1-2	20-22	22,924
57	2/13 vs. NJ	T, 3-3*	21-29-7	Chambers (p), Chambers, Creighton	Jablonski	1-7	4-5	37-39	16,283
58	2/15 @ NYI	L, 1-2	21-30-7	Bradley	Puppa	0-4	4-4	22-24	10,156
59	2/17 vs. MTL	W, 4-3	22-30-7	Andersson, Bureau (s), Cole, Chambers (p-gw)	Puppa	1-7	6-6	30-25	21,968
60	2/19 @ NJ	L, 4-5	22-31-7	Joseph (p), Klima, Creighton, Gratton	Jablonski	1-8	3-4	36-31	19,040
61	2/20 vs. BOS	T, 2-2*	22-31-8	Bureau, Gratton (gt)	Puppa	0-5	2-2	24-23	24,153
62	2/24 @ CGY	W, 4-0	23-31-8	Savard (p-gw), Bradley, DiMaio, Gratton	Puppa	1-5	6-6	25-18	18,816
63	2/26 @ VAN	L, 1-3	23-32-8	DiMaio	Young	0-6	3-3	29-29	15,869
64	2/27 @ EDM	L, 2-3	23-33-8	Gallant, DiMaio	Puppa	0-4	2-2	35-26	11,719
65	3/1 @ WSH	W, 4-3	24-33-8	Savard, Cole, Gratton (p), Gallant (gw)	Puppa	1-2	2-3	26-40	10,271
66	3/3 vs. NJ	L, 4-5*	24-34-8	Elynuik (p), Savard, Tucker, DiMaio	Puppa	1-2	0-1	31-38	16,442
67	3/5 vs. HFD	W, 4-2	25-34-8	DiMaio, Savard, Gallant (p-gw), Cole (p)	Puppa	2-8	5-6	39-23	21,178
68	3/6 vs. PHI	L, 1-3	25-35-8	Bradley	Puppa	0-5	1-1	37-21	21,849
69	3/9 @ HFD	L, 1-4	25-36-8	Bureau	Puppa (2-10), Young (2-11)	0-5	3-4	26-21	7,757
70	3/13 @ PHI	T, 5-5*	25-36-9	Cole (p), Creighton (p), Bergland, Puppa, Bradley, Bradley	Puppa	2-7	5-6	37-21	17,269
71	3/15 vs. CGY	L, 3-7	25-37-9	Savard, Creighton, Chambers (p)	Puppa (4-9), Young (3-28)	1-5	4-5	28-37	17,498
72	3/16 vs. EDM	T, 4-4*	25-37-10	Elynuik, Savard, Zamuner, Elynuik	Young	0-5	4-5	45-33	18,274
73	3/20 vs. WSH	L, 0-3	25-38-10	-----	Puppa	0-7	3-5	32-23	8,809
74	3/22 @ NYI	L, 4-5*	25-39-10	Klima, Savard, Gratton (p), Klima (p)	Puppa	2-6	4-7	33-32	12,293
75	3/24 @ NJ	L, 1-2	25-40-10	Joseph (p)	Young	1-3	2-2	23-26	15,017
76	3/27 vs. DAL	L, 2-2*	25-40-11	Elynuik, Chambers	Bergeron	0-3	4-4	25-32	20,659
77	3/30 @ BUF	W, 3-2*	26-40-11	Klima (p), Savard (s), Bradley (gw)	Puppa	1-4	5-6	24-26	12,222
78	4/1 vs. STL	W, 4-3	27-40-11	Andersson, Joseph (p), Cole (p), Gratton (gw)	Bergeron	2-6	2-3	33-29	23,257
79	4/4 @ PIT	L, 1-2	27-41-11	Elynuik	Bergeron (2-8), Young (0-14)	0-6	6-6	26-26	16,866
80	4/6 @ MTL	W, 3-1	28-41-11	Ruff, Tucker (gw), Creighton	Young	0-2	1-1	30-24	17,412
81	4/9 @ BOS	W, 3-0	29-41-11	Tucker (gw), Bradley, Hamrlík	Young	0-4	7-7	33-32	14,448
82	4/10 @ HFD	L, 4-6	29-42-11	Tucker, Savard, Savard, Tucker (p)	Young	1-2	4-7	44-25	10,141
83	4/13 vs. NYI	L, 0-2	29-43-11	-----	Puppa	0-5	3-3	30-17	22,388
84	4/14 vs. QUE	W, 5-2	30-43-11	Klima (p), Tucker,	Puppa	2-5	6-6	39-23	21,094

1992-1993 STATS

PLAYERS

PLAYER	GP	G	A	PTS	PIM	+/-	PP	SH	GW	GT	S
Brian Bradley	80	42	44	86	92	-24	16	0	6	1	205
John Tucker	78	17	39	56	69	-12	5	1	1	0	179
Chris Kontos	66	27	24	51	12	-7	12	1	3	0	136
Rob Zamuner*	84	15	28	43	74	-25	1	0	0	2	183
Adam Creighton	83	19	20	39	110	-19	7	1	0	0	168
Shawn Chambers	55	10	29	39	36	-21	5	0	1	0	152
Bob Beers	64	12	24	36	70	-25	7	0	0	0	138
Marc Bureau	63	10	21	31	111	-12	1	2	1	0	132
Mikael Andersson	77	16	11	27	14	-14	3	2	4	0	169
Danton Cole	67	12	15	27	23	-2	0	1	1	0	100
Rob DiMaio	54	9	15	24	62	0	2	0	0	0	75
Roman Hamrlík*	67	6	15	21	71	-21	1	0	1	0	113
Steve Maltais	63	7	13	20	35	-20	4	0	1	0	96
Marc Bergevin	78	2	12	14	66	-16	0	0	0	0	69
Joe Reekie	42	2	11	13	69	2	0	0	0	0	53
Steve Kasper (TOT)	68	4	7	11	20	-17	0	1	0	0	32
(TB)	47	3	4	7	18	-13	0	0	0	0	23
(PHI)	21	1	3	4	2	-4	0	1	0	0	9
Ken Hodge	25	2	7	9	2	-6	0	0	1	0	32
Randy Gilhen (TOT)	44	3	4	7	14	-14	0	1	1	0	45
(TB)	11	0	2	2	6	-6	0	0	0	0	11
(NJR)	33	3	2	5	8	-8	0	1	1	0	34
Jason Lafreniere	11	3	3	6	4	-6	1	0	0	0	17
Tim Bergland	27	3	3	6	11	-5	0	0	0	0	44
Chris LiPuma*	15	0	5	5	34	1	0	0	0	0	17
Matt Hervey	17	0	4	4	38	-6	0	0	0	0	18
Jason Ruff* (TOT)	8	2	1	3	8	-1	1	0	1	0	8
(TB)	1	0	0	0	0	0	0	0	0	0	1
(STL)	7	2	1	3	8	-1	1	0	1	0	7
Stan Drulia*	24	2	1	3	10	1	0	0	1	0	22
Michel Mongeau	4	1	1	2	2	-2	0	0	0	0	2
Dave Capuano	6	1	1	2	2	-4	1	0	0	0	10
Jock Callander	8	1	1	2	2	-5	0	0	0	0	12
Keith Osborne*	11	1	1	2	8	-1	0	0	1	0	11
Shawn Rivers*	4	0	2	2	2	-2	0	0	0	0	3
Wendell Young	31	0	2	2	2	0	0	0	0	0	0
Pat Jablonski	43	0	2	2	7	0	0	0	0	0	0
Shayne Stevenson*	8	0	1	1	7	-5	0	0	0	0	4
J.C. Bergeron*	21	0	1	1	2	0	0	0	0	0	0
Dave Littman*	1	0	0	0	0	0	0	0	0	0	0
Alain Cote	2	0	0	0	0	-1	0	0	0	0	1
Herb Raglan	2	0	0	0	2	0	0	0	0	0	0
Martin Simard	7	0	0	0	0	11	-1	0	0	0	1

TRADED PLAYERS

PLAYER	GP	G	A	PTS	+/-	PIM	PP	SH	GW	GT	S
Doug Crossman (TB)	40	8	21	29	18	-4	2	0	1	-	54
Mike Hartman (TB)	58	4	4	8	154	-7	0	0	0	-	74
Basil McRae (TB)	14	2	3	5	71	-3	1	0	0	-	23
Michel Mongeau (TB)	30	1	1	2	2	-2	0	0	0	-	2
Rob Ramage (TB)	66	5	12	17	138	-21	5	0	0	-	115
Stephane J.G. Richer (TB)	3	0	0	0	0	-3	0	0	0	-	2
Anatoli Semenov (TB)	13	2	3	5	4	-5	0	0	0	-	14
Martin Simard (TB)	7	0	0	0	11	-1	0	0	0	-	1
Peter Taglianetti (TB)	61	1	8	9	150	8	0	0	0	-	60

GOALTENDERS

GOALTENDER	GP	MIN	AVG	W	L	T	EN	SO	GA	SVS	SV%
J.C. Bergeron*	21	1163	3.66	8	10	1	3	0	71	574	.876
Wendell Young	31	1591	3.66	7	19	2	2	0	97	758	.872
Pat Jablonski	43	2268	3.97	8	24	4	2	1	150	1194	.874
Dave Littman*	1	45	9.33	0	1	0	0	0	7	21	.667

1992-1993 GAME-BY-GAME RESULTS

#	OPPONENT	RESULT	RECORD	SCORERS	GOALTENDER(S)	PP	PK	SF-SA	ATTEND.
1	10/7 vs. CHI	W, 7-3	1-0-0	Kontos (p), Kontos (p), Bergevin, Semenov, Hodge (gw), Kontos, Kontos (p)	Young	3-11	8-8	24-26	10,425+
2	10/10 @ MIN	L, 1-2	1-1-0	Crossman	Young	0-4	4-4	20-35	14,322
3	10/11 @ CHI	T, 4-4*	1-1-1	Andersson, Kontos, Kontos, Bradley (gt)	Jablonski	0-5	7-10	31-44	18,472
4	10/13 @ STL	W, 2-1	2-1-1	Dimairo, Bradley (e-gw)	Jablonski	0-1	3-3	21-36	13,786
5	10/15 @ TOR	L, 3-5	2-2-1	Taglianetti, Cole, Andersson (s)	Young	0-4	7-7	26-22	15,144
6	10/16 @ BUF	L, 4-5*	2-3-1	Zamuner, Kontos, Turker (s), Creighton	Young	0-4	2-4	31-33	13,107
7	10/20 vs. EDM	W, 6-1	3-3-1	Hamrlík, Cole (gw), Ramage (p), Ramage (p), Semenov, Bradley	Young	2-5	3-4	35-19	9,114
8	10/22 vs. TOR	L, 2-5	3-4-1	Bradley, Ramage (p)	Jablonski	1-5	4-5	29-30	9,344

	OPPONENT	RESULT	RECORD	SCORERS	GOALTENDER(S)	PP	PK	SF-SA	ATTEND.
9	10/24 vs. QUE	W, 3-2	4-4-1	Tucker, Kontos, Drulia (gw)	Young	0-8	5-6	26-22	9,528
10	10/27 @ QUE	L, 3-4	4-5-1	Dimairo, Hamrlík (p), Bradley (p)	Young	2-4	4-7	19-30	14,635
11	10/28 @ MTL	L, 3-4	4-6-1	Bradley, Ramage (p), Kontos	Jablonski	1-3	2-4	22-27	16,436
12	10/30 vs. SJ	L, 1-2	4-7-1	Kontos	Young	0-8	5-5	25-39	8,706
13	11/1 vs. PIT	L, 4-5	4-8-1	Kontos (p), Zamuner, Beers, Ramage (p)	Young	2-4	3-5	28-30	10,425+
14	11/3 vs. STL	W, 6-4	5-8-1	Creighton (p), Cole, DiMaio, Bergevin, Kontos (p-gw), Kontos	Jablonski	2-3	1-1	42-30	8,452
15	11/6 @ WSH	T, 2-2*	5-8-2	Kontos (p), Bradley (p)	Jablonski	2-8	4-6	25-33	15,829
16	11/7 @ NYI	W, 6-5*	6-8-2	Beers (p), Beers (p), Bradley (p), Crossman, Crossman (p), Crossman (gw)	Jablonski	4-5	3-6	24-32	12,136
17	11/9 @ NYR	W, 5-1	7-8-2	Kontos, Hamrlík (gw), Kontos (s), Zamuner, Andersson	Jablonski	0-1	4-5	30-33	18,200
18	11/11 vs. DET	W, 6-4	8-8-2	Bradley (p), Kontos (p), Zamuner (p), Beers, Kontos (gw), Creighton (e)	Jablonski	3-7	4-5	24-34	10,425+
19	11/13 vs. OTT	W, 1-0	9-8-2	Bradley (p-gw)	Jablonski	1-7	5-5	22-38	10,425+
20	11/14 vs. CGY	L, 3-5	9-9-2	Creighton, Bradley, Creighton (p)	Jablonski	1-6	2-2	27-32	10,425+
21	11/17 vs. WPG	L, 5-6	9-10-2	Zamuner, Kontos, Tucker (p), Bradley, Hodge	Young	1-6	2-5	40-33	8,062
22	11/19 vs. MIN	L, 1-4	9-11-2	Bradley	Jablonski	0-6	1-2	39-35	9,278
23	11/21 @ STL	L, 2-4	9-12-2	Creighton, Bradley (p)	Jablonski	1-6	2-4	25-42	17,604
24	11/23 @ DET	L, 5-10	9-13-2	Tucker, Bradley, Cole, Crossman (p), Drulia	Young	1-5	4-8	24-40	19,504
25	11/24 @ TOR	W, 3-2	10-13-2	Maltais, Bradley (p), Maltais (gw)	Jablonski	1-4	4-6	18-18	15,641
26	11/27 @ CGY	L, 2-3*	10-14-2	DiMaio, Mongeau,	Young	0-5	9-9	35-31	20,214
27	11/28 @ EDM	L, 3-4*	10-15-2	Callander, Kontos (p), Reekie	Young	1-8	4-5	32-24	14,210
28	12/5 vs. DET	L, 7-9	10-16-2	Bureau (s), Chambers (p), Beers, Bradley (p), Bradley, Bradley (p), Andersson	Jablonski	3-6	3-4	36-29	10,425+
29	12/7 vs. NYI	L, 1-6	10-17-2	Chambers	Jablonski	0-6	6-6	27-26	9,649
30	12/9 vs. NYR	L, 5-6	10-18-2	Bureau, Bradley (p), Maltais (p), Kasper, Bradley (p)	Young (4-14), Jablonski (2-20)	3-5	3-3	36-34	12,842+
31	12/11 vs. NYR	L, 4-5	10-19-2	Kontos (p), Creighton (s), Bureau, Creighton (p)	Bergeron	2-7	2-5	41-31	10,425+
32	12/12 vs. EDM	W, 3-1	11-19-2	Beers (p), Bradley (p-gw), Bradley (e)	Bergeron	2-8	5-5	23-25	10,425+
33	12/15 @ LA	W, 3-2	12-19-2	Crossman, Kontos, Andersson (gw)	Bergeron	0-5	5-6	35-27	15,753
34	12/16 @ SJ	W, 5-4*	13-19-2	Bureau (p), Tucker, Bradley, Reekie, Tucker (gw)	Bergeron	1-5	1-3	45-30	11,089
35	12/18 vs. NJ	L, 0-2	13-20-2	-----	Bergeron	0-6	6-6	29-20	10,082
36	12/20 vs. PHI	W, 4-1	14-20-2	Bradley, Bradley (gw), Crossman, Bureau	Bergeron	0-2	0-3	31-19	10,425+
37	12/22 @ BOS	L, 3-5	14-21-2	Bradley, Bureau, Bradley	Young	0-5	6-7	22-34	14,448
38	12/23 @ HFD	L, 1-3	14-22-2	Chambers (p)	Jablonski	1-4	4-6	20-22	10,740
39	12/31 @ CHI	L, 0-5	14-23-2	-----	Jablonski	0-8	6-8	22-33	17,532
40	1/2 @ EDM	L, 1-2	14-24-2	Bradley	Bergeron	0-6	5-6	30-32	14,361
41	1/4 @ VAN	L, 0-7	14-25-2	-----	Jablonski	0-7	4-4	27-40	15,578
42	1/6 @ LA	W, 6-3	15-25-2	Bradley, McRae, Maltais (p), Bradley (p-gw), Hartman, Beers (p)	Bergeron	3-5	3-5	20-36	16,005
43	1/9 @ MIN	L, 4-6	15-26-2	McRae (p), Maltais (p), Chambers, Kasper	Bergeron	2-4	5-5	18-30	13,512
44	1/11 @ TOR	L, 2-4	15-27-2	Bureau (s), Bradley	Jablonski	0-5	5-9	27-27	15,632
45	1/13 @ DET	L, 3-5	15-28-2	Tucker, Hartman, Tucker (p)	Bergeron	1-3	1-2	29-33	19,518
46	1/16 vs. STL	L, 3-5	15-29-2	Kontos (p), Hartman, Crossman	Jablonski	1-7	3-4	42-23	10,425+
47	1/17 vs. WSH	L, 3-5	15-30-2	Tucker, Cole (s), DiMaio	Bergeron	0-5	4-4	31-33	10,425+
48	1/19 vs. MIN	L, 2-4	15-31-2	Tucker, Kontos (p)	Bergeron	1-6	5-5	34-30	10,033
49	1/21 vs. TOR	L, 1-6	15-32-2	Chambers (p)	Bergeron	1-11	7-10	44-35	9,822
50	1/23 vs. SJ	W, 5-1	16-32-2	Creighton, Bureau (gw), Bureau, Beers (e), Kasper (e)	Jablonski	0-9	8-9	36-38	10,130
51	1/24 vs. MIN	T, 2-2*	16-32-3	Hartman, Zamuner (gt)	Jablonski	0-4	2-6	30-36	9,086
52	1/28 vs. STL	L, 2-4	16-33-3	Tucker, Chambers (p)	Jablonski	1-3	4-5	41-32	10,092
53	1/30 @ MIN	W, 4-3	17-33-3	DiMaio, Tucker, Zamuner, Kontos (p-gw)	Young	1-3	0-4	20-21	14,637
54	2/1 @ SJ	W, 5-4	18-33-3	Zamuner, DiMaio, DiMaio (p), Kontos, Andersson (s-gw)	Bergeron	1-2	3-5	26-24	10,890
55	2/3 @ VAN	L, 2-4	18-34-3	Hamrlík, Bradley	Jablonski	0-4	4-6	25-28	14,171
56	2/9 vs. TOR	W, 3-1	19-34-3	Bergland, Bradley (p-gw), Zamuner (e)	Young	1-4	1-2	33-36	10,425+
57	2/11 vs. MIN	L, 0-1	19-35-3	-----	Young	0-6	3-4	34-24	8,748
58	2/14 vs. BOS	T, 3-3*	19-35-4	Tucker (p), Andersson, Kontos (gt)	Young	1-4	3-3	31-32	10,425+
59	2/17 @ DET	L, 1-3	19-36-4	Bradley	Young	0-2	2-3	30-25	19,713
60	2/19 @ TOR	L, 1-4	19-37-4	Tucker (p)	Young	1-5	5-6	28-24	15,720
61	2/20 vs. QUE	L, 2-5	19-38-4	Bradley, Zamuner	Jablonski	0-4	4-5	28-25	9,584
62	2/22 vs. LA	L, 2-5	19-39-4	Tucker, Beers	Young	0-6	1-2	45-28	10,425+
63	2/25 vs. CHI	L, 1-5	19-40-4	Creighton	Young	0-4	0-1	39-38	10,425+
64	2/27 @ PIT	T, 3-3*	19-40-5	Andersson, Bradley, Zamuner (gt)	Jablonski	0-4	1-2	27-23	16,154
65	3/3 vs. MTL	W, 3-1	20-40-5	Zamuner, Chambers (gw), Zamuner (e)	Young	0-3	2-2	34-33	10,425+
66	3/6 vs. CGY	W, 7-4	21-40-5	Bradley (p), Tucker (p), Creighton, Bureau (gw), Osborne, Beers (p), Cole	Young	3-6	2-4	34-30	10,146
67	3/9 vs. WPG	L, 2-4	21-41-5	Creighton, Cole	Young	0-5	2-2	28-23	10,425+
68	3/12 @ TOR	L, 2-8	21-42-5	Zamuner, Maltais (p)	Jablonski	1-2	0-1	26-27	15,720
69	3/14 @ WPG	L, 1-3	21-43-5	Cole	Jablonski	0-3	3-4	39-21	13,521
70	3/16 vs. HFD	L, 3-4*	21-44-5	Andersson, Zamuner, Bradley	Young	0-5	4-5	45-23	10,425+
71	3/18 vs. TOR	L, 2-4	21-45-5	Creighton (p), Chambers	Jablonski	1-6	2-5	33-28	10,425+
72	3/20 vs. BUF	L, 1-3	21-46-5	Capuano (p)	Young	1-2	3-6	28-28	10,425+
73	3/21 @ CHI	L, 2-3	21-47-5	Beers (p), Creighton (p)	Jablonski	2-4	5-7	20-30	17,514
74	3/23 @ NJ	L, 3-9	21-48-5	Lafreniere, Cole, Lafreniere (p)	Littman (7-21), Jablonski (2-10)	1-3	1-1	25-31	12,363
75	3/25 @ OTT	W, 3-2*	22-48-5	Andersson, Creighton, Andersson (gw)	Bergeron	0-3	4-4	24-30	10,500
76	3/27 vs. DET	L, 3-8	22-49-5	DiMaio (p), Bergland, Cole	Bergeron	1-2	0-2	34-41	10,425+
77	4/1 vs. VAN	L, 3-5	22-50-5	Tucker, Creighton (p), Creighton	Jablonski	1-6	5-5	35-33	10,425+
78	4/3 @ PHI	L, 2-6	22-51-5	Beers (p), Andersson (p)	Jablonski (3-10), Bergeron (3-19)	2-7	1-5	34-29	17,308
79	4/6 vs. STL	T, 2-2*	22-51-6	Lafreniere, Hamrlík	Bergeron	0-3	2-2	42-32	10,425+
80	4/8 vs. DET	L, 1-9	22-52-6	Bradley	Bergeron	0-5	1-2	26-43	10,088
81	4/10 vs. CHI	L, 2-4	22-53-6	Bradley (p), Chambers (p)	Jablonski	2-9	5-7	29-35	10,425+
82	4/11 @ CHI	T, 3-3*	22-53-7	Cole, Cole, Bradley	Jablonski	0-2	3-5	27-36	17,401
83	4/13 @ WPG	W, 5-3	23-53-7	Andersson, Andersson, Creighton (p), Andersson (p-gw), Hamrlík	Bergeron	3-5	3-4	31-33	11,878
84	4/15 @ STL	L, 5-6	23-54-7	Maltais, Bergland, Creighton, Chambers, Cole	Jablonski	0-4	3-3	31-26	17,818

ALL-TIME LIGHTNING

DATE	OPPONENT	RESULTS	SITE
2022 (1-4-0)			
September 27	Carolina	L, 1-5	PNC Arena
September 29	Nashville	L, 0-2	Bridgestone Arena
September 30	Nashville	L, 1-7	Bridgestone Arena
October 6	Florida	L, 2-3	FLA Live Arena
October 8	Florida	W, 5-2	Amalie Arena
2021 (3-4-0)			
September 28	Carolina	L, 1-3	PNC Arena
September 30	Nashville	L, 2-6	Amalie Arena
October 1	Carolina	W, 8-5	Amalie Arena
October 2	Nashville	L, 1-6	Bridgestone Arena
October 5	Florida	L, 2-3	Amway Center
October 7	Florida	W, 6-2	Amalie Arena
October 9	Florida	W, 4-2	FLA Live Arena
2020			
Did Not Play			
2019 (2-3-2)			
September 17	Carolina	L, 0-3	Amalie Arena
September 18	Carolina	L, 0-2	PNC Arena
September 20	Nashville	W, 3-1	Amalie Arena
September 21	Nashville	L, 4-5 (OT)	Bridgestone Arena
September 24	Florida	L, 3-6	BB&T Center
September 26	Florida	W, 4-2	BB&T Center
September 28	Florida	L, 0-1 (S/O)	Amalie Arena
2018 (4-3-0)			
September 18	Carolina	L, 1-4	Amalie Arena
September 19	Carolina	L, 1-6	PNC Arena
September 21	Nashville	W, 5-1	Bridgestone Arena
September 22	Nashville	W, 5-2	Amalie Arena
September 25	Florida	L, 2-3	Amalie Arena
September 27	Florida	W, 6-2	Amway Center
September 29	Florida	W, 3-2	BB&T Center
2017 (3-4-0)			
September 19	Carolina	L, 1-2	Amalie Arena
September 20	Carolina	W, 4-3	PNC Arena
September 22	Nashville	W, 3-1	Amalie Arena
September 24	Florida	L, 2-4	BB&T Center
September 26	Florida	W, 2-4	BB&T Center
September 28	Florida	L, 2-5	BB&T Center
September 30	Nashville	W, 3-2 (OT)	Bridgestone Arena
2016 (3-2-0)			
September 27	Carolina	L, 2-3	Amalie Arena
September 29	Florida	W, 2-0	Amalie Arena
September 30	Carolina	W, 2-1 (OT)	PNC Arena
October 1	Nashville	L, 3-4	Bridgestone Arena
October 6	Florida	PPD	BB&T Center
October 8	Nashville	W, 5-3	Amalie Arena
2015 (3-3-1)			
September 22	Nashville	L, 2-3 (OT)	Amalie Arena
September 23	Nashville	L, 2-5	Bridgestone Arena
September 25	Florida	W, 4-1	Amalie Arena
September 26	Dallas	L, 3-6	American Airlines Center
September 29	Pittsburgh	L, 2-4	Cambria County War Memorial Arena
October 1	Dallas	W, 3-2	Amalie Arena
October 3	Florida	W, 3-2	BB&T Center
2014 (5-1-0)			
September 23	Nashville	W, 4-2	Amalie Arena
September 25	Nashville	L, 0-1	Bridgestone Arena
September 26	Dallas	W, 6-3	Amalie Arena
September 30	Dallas	W, 5-1	American Airlines Center
October 2	Florida	W, 3-0	BB&T Center
October 6	Florida	W, 4-1	Amalie Arena
2013 (5-2-0)			
September 18	St. Louis	W, 4-3 (SO)	Amway Center (Orlando, FL)
September 19	Nashville	W, 5-1	Tampa Bay Times Forum
September 20	St. Louis	W, 4-3	Scottrade Center
September 21	Florida	W, 5-4 (SO)	Tampa Bay Times Forum
September 24	Nashville	L, 1-2	Bridgestone Arena
September 26	Florida	W, 3-2 (OT)	Germain Arena (Estero, FL)
September 28	Florida	L, 3-5	BB&T Center
2012			
Did Not Play			
2011 (3-3-0)			
September 20	St. Louis	L, 1-3	Scottrade Center
September 21	St. Louis	L, 3-4	Amway Center (Orlando, FL)
September 23	Florida	W, 5-2	St. Pete Times Forum
September 24	Florida	W, 5-3	BankAtlantic Center
September 29	Montreal	W, 4-0	Bell Centre
October 1	Montreal	L, 1-5	Colisee Pepsi (Quebec City, PQ)
2010 (4-1-1)			
September 21	Dallas	W, 4-2	American Airlines Center
September 22	Chicago	W, 4-2	MTS Centre (Winnipeg, MB)
September 23	Edmonton	L, 2-5	Rexall Place
September 25	Calgary	L, 4-5 (SO)	Pengrowth Saddledome
October 1	Florida	W, 2-1 (OT)	BankAtlantic Center
October 4	Florida	W, 4-1	St. Pete Times Forum
2009 (4-1-2)			
September 16	Dallas	L, 3-4 (SO)	Amway Center (Orlando, FL)
September 18	Atlanta	W, 2-1 (OT)	St. Pete Times Forum
September 21	Ottawa	L, 1-3	Brand Centre (Regina, SK)
September 22	Phoenix	W, 2-1	Everett Events Center (Everett, WA)
September 23	Phoenix	L, 3-4 (SO)	Budweiser Events Ctr. (Loveland, CO)
September 24	Edmonton	W, 4-3 (OT)	MTS Centre (Winnipeg, MB)
September 27	Atlanta	W, 5-1	Phillips Arena
2008 (5-1-0)			
September 20	Pittsburgh	W, 5-4 (SO)	Mellon Arena
September 22	Pittsburgh	L, 2-3	St. Pete Times Forum
September 23	NY Rangers	W, 3-2	St. Pete Times Forum
September 25	NY Rangers	W, 4-2	Madison Square Garden
September 28	Eisbaren Berlin	W, 4-1	O2 World Arena (Berlin, Germany)
September 30	HC Slovan	W, 3-2 (SO)	Samsung Arena (Bratislava, Slovakia)
2007 (2-2-1)			
September 19	Dallas	W, 4-3 (OT)	St. Pete Times Forum
September 22	Washington	L, 1-2	St. Pete Times Forum
September 24	Detroit	W, 4-3	St. Pete Times Forum
September 27	Detroit	L, 2-3 (SO)	Joe Louis Arena
September 29	Dallas	L, 1-5	American Airlines Center
2006 (2-1-3)			
September 20	Washington	W, 3-2 (OT)	Verizon Center
September 22	Detroit	L, 4-5 (OT)	Joe Louis Arena
September 24	Dallas	W, 7-4	St. Pete Times Forum
September 26	Montreal	L, 3-4 (OT)	Bell Centre
September 28	Detroit	L, 1-4	St. Pete Times Forum
September 30	Dallas	L, 3-4 (OT)	American Airlines Center

ALL-TIME PRESEASON RESULTS

DATE	OPPONENT	RESULTS	SITE
2005 (2-4-1)			
September 19	Detroit	W, 5-3	Joe Louis Arena
September 20	Montreal	L, 1-6	Bell Centre
September 22	Carolina	L, 2-5	RBC Center
September 24	Florida	W, 5-0	St. Pete Times Forum
September 25	Buffalo	L, 2-3 (SO)	St. Pete Times Forum
September 30	Carolina	L, 2-5	St. Pete Times Forum
October 2	Florida	L, 0-4	BankAtlantic Center
2004			
Did Not Play			
2003 (4-3-1)			
September 18	Atlanta	L, 2-1	Omni Coliseum (Atlanta, GA)
September 19	Atlanta	W, 4-1	St. Pete Times Forum
September 21	Carolina	W, 3-0	St. Pete Times Forum
September 25	Carolina	W, 4-2	RBC Center
September 28	Florida	W, 3-2	St. Pete Times Forum
September 30	Buffalo	T, 2-2	Memorial Auditorium Complex (Kitchener, ON)
October 2	Ottawa	L, 4-3	Corel Centre
October 4	Florida	L, 3-2	Office Depot Center
2002 (5-3-1)			
September 20	Atlanta	W, 8-1	Omni Coliseum (Atlanta, GA)
September 21	Columbus	L, 2-1	St. Pete Times Forum
September 24	Carolina	T, 3-3	TECO Arena (Estero, FL)
September 25	St. Pete Times Forum	L, 3-0	St. Pete Times Forum
September 27	Florida	W, 5-2	Office Depot Center
September 28	Florida	W, 5-2	St. Pete Times Forum
October 1	Atlanta	W, 6-0	St. Pete Times Forum
October 4	Ottawa	L, 5-1	Corel Centre
October 5	Toronto	W, 3-2 (OT)	Air Canada Centre
2001 (2-1-2)			
September 18	Ottawa	T, 4-4	Halifax Metro Centre (Halifax, NS)
September 19	Columbus	W, 2-0	Onondaga County War Memorial (Syracuse, NY)
September 22	Washington	W, 4-3 (OT)	Compaq Center (Houston, TX)
September 28	L, 2-3		Ice Palace Arena
September 29	Florida	T, 3-3	National Car Rental Center
2000 (1-3-1)			
September 16	Carolina	L, 4-5	TECO Arena (Estero, FL)
September 17	Carolina	W, 2-1	Ice Palace Arena
September 19	Washington	T, 4-4	Ice Palace Arena
September 21	Florida	L, 1-2	Ice Palace Arena
September 26	Florida	L, 2-3	TECO Arena (Estero, FL)
1999 (5-4-0)			
September 11	Carolina	L, 3-1	TECO Arena (Estero, FL)
September 12	Carolina	W, 2-1	Ice Palace Arena
September 14	NY Islanders	L, 2-6	Ice Palace Arena
September 17	Chicago	L, 3-6	United Center
September 18	Buffalo	W, 5-2	Gund Arena (Cleveland, OH)
September 19	Buffalo	L, 1-3	Louis J. Tullio Arena (Erie, PA)
September 21	Florida	W, 4-2	National Car Rental Center
September 22	NY Islanders	W, 4-2	Nassau Veterans Memorial Coliseum
September 24	Florida	W, 3-2	Ice Palace Arena
1998 (5-3-0)			
VEU Feldkirch	W, 4-1	Vorarlberghalle (Feldkirch, Austria)	
September 18	Buffalo	W, 3-2	OlympiaWorld Innsbruck (Innsbruck, Austria)
September 20	Dallas	L, 1-5	Lakeland Center (Lakeland, FL)
September 23	NY Islanders	W, 4-3	Cumberland County Crown Coliseum (Fayetteville, NC)
September 29	Carolina	W, 5-3	Ice Palace Arena
October 2	Florida	L, 2-3	Veterans Memorial Coliseum (Jacksonville, FL)
October 3	Florida	W, 5-4	Ice Palace Arena
October 5	Dallas	L, 2-7	Reunion Arena
1997 (2-4-1)			
September 16	Dallas	T, 5-5	Lakeland Center (Lakeland, FL)
September 17	Washington	L, 1-2	Lakeland Center (Lakeland, FL)
September 20	Washington	L, 3-8	MCI Center
September 23	Florida	L, 2-3	Miami Arena
September 24	Reunias	L, 2-4	Reunion Arena
September 25	Florida	W, 7-2	Ice Palace Arena
September 28	Detroit	W, 3-1	Joe Louis Arena
1996 (2-1-2)			
September 16	Hartford	T, 2-2	Hartford Civic Center
September 19	Orlando	W, 3-1	Orlando Arena (Orlando, FL)
September 20	Florida	L, 2-5	Lakeland Center (Lakeland, FL)
September 28	Ottawa	W, 2-1	Corel Centre
September 29	Detroit	T, 3-3	Joe Louis Arena
1995 (3-3-2)			
September 15	Atlanta (IHL)	L, 3-7	Lakeland Center (Lakeland, FL)
September 16	Atlanta (IHL)	W, 8-1	Omni Coliseum (Atlanta, GA)
September 19	NY Islanders	T, 2-2	Windsor Arena (Windsor, ON)
September 22	NY Islanders	L, 4-5	Nassau Veterans Memorial Coliseum
September 23	NY Islanders	W, 5-3	Lakeland Center (Lakeland, FL)
September 28	Florida	W, 5-2	Veterans Memorial Coliseum (Jacksonville, FL)
September 30	Hartford	T, 4-4	ThunderDome
October 4	Florida	L, 2-3	ThunderDome
1994 (5-2-1)			
September 13	St. Louis	L, 1-7	Lakeland Center (Lakeland, FL)
September 16	Atlanta (IHL)	W, 5-3	Lakeland Center (Lakeland, FL)
September 17	Atlanta (IHL)	W, 4-1	Omni Coliseum (Atlanta, GA)
September 19	Washington	L, 1-2 (OT)	Tallahassee-Leon County Civic Center
1993 (4-3-2)			
September 16	St. Louis	T, 4-4	Peoria Civic Center (Peoria, IL)
September 23	Buffalo	W, 7-3	North Charleston Coliseum (Charleston, SC)
September 27	Florida	W, 2-0	Miami Arena
September 28	Florida	W, 3-1	ThunderDome
1992 (4-3-2)			
September 16	Florida	W, 4-3	Lakeland Civic Center (Lakeland, FL)
September 17	St. Louis	T, 2-2	Lakeland Civic Center (Lakeland, FL)
September 18	Florida	L, 1-5	Veterans Memorial Coliseum (Jacksonville, FL)
September 19	Florida	W, 4-2	Miami Arena
September 21	St. Louis	W, 5-3	Peoria Civic Center (Peoria, IL)
September 24	Florida	W, 3-0	Orlando Arena (Orlando, FL)
September 29	Dallas	T, 5-5	Orlando Arena (Orlando, FL)
October 1	Boston	L, 2-4	ThunderDome
October 2	Boston	L, 2-3 (OT)	Omni Coliseum (Atlanta, GA)
1991 (5-2-2)			
September 18	Minnesota	T, 4-4	Expo Hall
September 19	Minnesota	W, 6-2	Lakeland Civic Center (Lakeland, FL)
September 22	St. Louis	W, 6-3	St. Louis Arena
September 23	St. Louis	L, 4-6	Expo Hall
September 25	Ottawa	T, 3-3	Lakeland Civic Center (Lakeland, FL)
September 27	Ottawa	W, 4-3	Ottawa Civic Centre
September 29	Philadelphia	W, 5-3	Orlando Arena (Orlando, FL)
October 2	Boston	L, 2-3	Expo Hall
October 3	Boston	W, 5-2	Omni Coliseum (Atlanta, GA)

PERSONNEL HISTORY

OWNERS	
Jeff Vinik, Tampa Bay Sports and Entertainment	2010 - Present
OK Hockey	2008-09 - 2009-10
Palace Sports & Entertainment, Inc.	
Art Williams	1999-00 - 2007-08
Kokusai Green, Ltd.	1998-99
	1992-93 - 1997-98
CHIEF EXECUTIVE OFFICER	
Steve Griggs	2015-16 - Present
Tom Leiweke	2010-11 - 2014-15
Tom Wilson	1999-00 - 2007-08
Billy McGehee	1998-99
Steve Oto	1995-96 - 1997-98
PRESIDENTS	
Steve Griggs	2013-14 - 2014-15
Len Barrie	2008-09 - 2009-10
Ron Campbell	1999-00 - 2007-08
Billy McGehee	1998-99
Chuck Hasegawa (interim)	1997-98
Steve Oto	1995-96 - 1997-98
Yoshio Nakamura	1992-93 - 1994-95
GENERAL MANAGERS	
Julien BriseBois	2018-19 - Present
Steve Yzerman	2010-11 - 2017-18
Brian Lawton	2008-09 - 2009-10
Jay Feaster	2001-02 - 2007-08
Rick Dudley	1999-00 - 2001-02
Jacques Demers	1998-99
Phil Esposito	1992-93 - 1998-99
HEAD COACHES	
Jon Cooper	2012-13 - Present
Guy Boucher	2010-11 - 2012-13
Rick Tocchet	2009-10
Rick Tocchet (interim)	2008-09
Barry Melrose	2008-09 (16 games)
John Tortorella	2000-01 - 2007-08
Steve Ludzik	1999-00 - 2000-01
Jacques Demers	1997-98 - 1998-99
Rick Paterson (interim)	1997-98
Terry Crisp	1992-93 - 1997-98
ASSISTANT COACHES	
Jeff Blashill	2022-23 -- Present
Rob Zetter	2020-21 -- Present
Jeff Halpern	2017-18 -- Present
Derek Lalonde	2017-18 -- 2021-22
Todd Richards	2015-16 -- 2019-20
Brad Lauer	2014-15 -- 2017-18
Rick Bonwess	2013-14 - 2017-18
George Gwozdecky	2013-14 - 2014-15
Steve Thomas	2012-13 - 2015-16
Dan Lacroix	2010-11 - 2012-13
Martin Raymond	2010-11 - 2012-13
Wayne Flemming	2010-11 - 2011-12
Jim Johnson	2009-10 (17 games)
Rick Wilson	2009-10
Cap Raeder	2008-09 - 2009-10
Wes Walz	2008-09 - 2009-10
Mike Sullivan	2008-09
Rick Tocchet	2008-09
Mike Sullivan	2007-08
Jeff Reese	2000-01 - 2007-08
Craig Ramsay	2000-01 - 2006-07
John Tortorella	2000-01
John Torchetti	1999-00 - 2000-01
Brad Shaw	1999-00
John Cullen	1998-99 - 1999-00
Paulin Bordeleau	1998-99
Rick Paterson	1997-98 - 1998-99
Dave MacQueen	1996-97 - 1997-98
Chris Reichart	1995-96 - 1997-98
Danny Gare	1993-94
Wayne Cashman	1992-93 - 1995-96
CAPTAINS	
Steven Stamkos	2013-14-Present
Martin St. Louis	2013-14
Vincent Lecavalier	2008-09 - 2012-13
Tim Taylor	2006-07 - 2007-08
Dave Andreychuk	2002-03 - 2005-06
Vincent Lecavalier	1999-00 - 2000-01
Chris Gratton	1999-00
Bill Houlder	1999-00
Rob Zamuner	1998-99
Mikael Renberg	1997-98
Paul Ysebaert	1995-96 - 1997-98
None	1992-93 - 1994-95

ROOKIE OF THE MONTH					
Yanni Gourde	February 2018	Nikita Kucherov	1st Team	2009-10	
Ondrej Palat	March 2014	Andrei Vasilevskiy	1st Team	Vincent Lecavalier	2nd Team
Brad Richards	January 2014	2018-19		2006-07	
Vincent Lecavalier	October 2000	Victor Hedman	2nd Team	2006-07	2nd Team
Daymond Langkow	February 1999	2018-19		Dan Boyle	
	February 1997	Nikita Kucherov	1st Team	2006-07	
		2017-18		Martin St. Louis	1st Team
		Victor Hedman	1st Team	2003-04	
		2017-18			
		Nikita Kucherov	2nd Team		
		2016-17			
		Victor Hedman	2nd Team		
		2016-17			
		Ben Bishop	2nd Team		
		2015-16			
		Martin St. Louis	2nd Team		
		2012-13			
		Steven Stamkos	2nd Team		
		2011-12			
		Steven Stamkos	2nd Team		
		2010-11			
		Martin St. Louis	2nd Team		
		2010-11			
		Martin St. Louis	2nd Team		

*Three-Star system introduced for 2006-07 season

NHL POSTSEASON ALL-STAR TEAM SELECTIONS					
Victor Hedman	2nd Team				
2021-22					
Andrei Vasilevskiy	1st Team				
2020-21					
Victor Hedman	2nd Team				
2020-21					
Victor Hedman	2nd Team				
2019-20					
Nikita Kucherov	2nd Team				
2019-20					

ALL-TIME SWEATER NUMBERS

1		6		10		15	
Wendell Young	1992-93 - 1994-95	Alain Cote	1992-93	Adam Creighton	1992-93 - 1993-94	Keith Osborne	1992-93
Jeff Reese	1995-96	Donald Dufresne	1993-94	Paul Brousseau	1996-97 - 1997-98	Pat Elynuik	1993-94
Cac Bierk	1997-98 - 1999-00	Adrien Plavsic	1994-95 - 1995-96	Sandy McCarthy	1997-98 - 1998-99	Paul Ysebaert	1994-95 - 1998-99
Evgeny Konstantinov		Craig Wolanin	1996-97	Mike Johnson	1999-00 - 2000-01	Jaroslav Svejkskovsky	1999-00
		Jeff Norton	1996-97 - 1997-98	John Emmons	2000-01	Nikita Alexeev	2001-02 - 2002-03,
Sean Burke	2000-01 - 2002-03	David Wilkie	1997-98 - 1998-99	Jussi Jokinen	2007-08		2006-07
Brian Elliott	2021-22 - 2022-23	Karel Betik	1998-99	Gary Roberts	2008-09	Brian Lee	2011-12 - 2012-13
		Bryan Muir	1999-00 - 2000-01	Sean Bergenheim	2010-11	Mike Angelidis	2014-15
2		Adrian Aucoin	2000-01	Mike Angelidis	2012-13	Michael Bournival	2016-17
Stephane J.G. Richer	1992-93	Sascha Goc	2001-02	Brenden Morrow	2014-15		
Bob Beers	1992-93 - 1993-94	Andrew Hutchinson	2008-09	Mike Angelidis	2015-16		
Enrico Ciccone	1993-94	Josef Melichar	2008-09	J.T. Miller	2017-18 - 2018-19	Chris Kontos	1992-93
Bill Houlder	1995-96 - 1996-97,	Kurtis Foster	2009-10	Corey Perry	2021-22 - 2022-23	Jason Lafreniere	1993-94
	1999-00	Ryan Malone	2010-11			Ben Hankinson	1994-95
Mike McBain	1997-98 - 1998-99	Sami Salo	2012-13 - 2013-14	11		Troy Mallette	1997-98
Paul Mara	1999-00 - 2000-01	Anton Stralman	2014-15 - 2018-19	Steve Kasper	1992-93	Darcy Tucker	1997-98 - 1999-00
Stan Neckar	2000-01 - 2002-03,			Bill McDougall	1993-94	Juha Ylonen	2001-02
	2003-04	7		Shawn Burr	1995-96 - 1996-97,	Alexander Svitov	2002-03 - 2003-04
Timo Helbling	2005-06	Rob Zamuner	1992-93 - 1998-99		1999-00	Jim Campbell	2005-06
Dan Jancevski	2007-08	Ben Clymer	1999-00 - 2003-04	Steve Kelly	1997-98 - 1998-99	Jason Ward	2006-07 - 2008-09
Alexandre Picard	2007-08	Luke Richardson	2006-07	Mike Johnson	1999-00	Drew Miller	2009-10
Lukas Krajicek	2008-09 - 2009-10	Michel Ouellet	2007-08	Sergey Gusev	2000-01	Mark Parrish	2009-10
Erik Brewer	2010-11 - 2014-15	Noah Welch	2008-09	Kristian Kudroc	2001-02	Teddy Purcell	2009-10 - 2013-14
Luke Schenn	2019-20 - 2020-21	Brett Clark	2010-11 - 2011-12	Chris Dingman	2001-02 - 2005-06	Taylor Raddysh	2021-22
		Radko Gudas	2013-14 - 2014-15	Jeff Halpern	2007-08 - 2009-10	Riley Nash	2021-22
3		Mathieu Joseph	2018-19 - 2021-22	Tom Pyatt	2011-12 - 2013-14		
Doug Crossman	1992-93	Haydn Fleury	2022-23	Brian Boyle	2014-15 - 2016-17		
Shawn Rivers	1992-93					17	
Eric Charron	1993-94 - 1995-96	8		12		Basil McRae	1992-93
Pavel Kubina	1997-98 - 1998-99	Ken Hodge	1992-93	Jock Callander	1992-93	Jason Lafreniere	1992-93
Sami Helenius	1998-99	Herb Raglan	1992-93	Jim Cummins	1993-94	Brent Peterson	1996-97 - 1997-98
Sergey Gusev	1998-99 - 1999-00	Jason Ruff	1993-94	John Cullen	1995-96 - 1998-99	Wendel Clark	1998-99
Grant Ledyard	2000-01 - 2001-02	Jamie Huscroft	1996-97 - 1997-98	Simon Gagne	2010-11	Steve Guolla	1999-00
Marc Bergevin	2002-03	Vincent Lecavalier	1998-99	Ryan Malone	2008-09 - 2009-10,	Brian Holzinger	1999-00
Doug Janik	2006-07 - 2007-08	Michael Nylander	1999-00		2011-12 - 2013-14	Ryan Johnson	1999-00 - 2000-01
Ty Wishart	2008-09	Todd Warriner	1999-00 - 2000-01	Alex Barre-Boulet	2021-22	Ryan Tobler	2001-02
Keith Aulie	2011-12 - 2013-14	Martin Cibak	2003-04, 2005-06			Ruslan Fedotenko	2002-03 - 2006-07
Fredrik Claesson	2020-21 - 2021-22	Mark Recchi	2008-09	13		Jan Hlavac	2007-08
		Matt Walker	2009-10	Martin Simard	1992-93	Radim Vrbata	2008-09
4		Randy Jones	2010-11	Pavel Kubina	1998-99 - 2005-06,	Todd Fedoruk	2009-10
Cory Cross	1993-94 - 1998-99	Mark Barberio	2012-13 - 2014-15	Alex Tanguay	2010-11 - 2011-12	Alex Killorn	2012-13 - 2022-23
Vincent Lecavalier	1999-00 - 2012-13			Cedric Paquette	2014-15 - 2019-20		
		9		Boris Katchouk	2021-22	18	
5		Anatoli Semenov	1992-93			Rob DiMaio	1992-93 - 1993-94,
Rob Ramage	1992-93	Shayne Stevenson	1992-93				2005-06 - 2006-07
Normand Rochefort	1993-94	Dave Capuano	1992-93			Denis Savard	1994-95
Drew Bannister	1995-96	Denis Savard	1993-94	14		Daymond Langkow	1995-96 - 1998-99
Igor Ulanov	1995-96 - 1997-98	Jason Wiemer	1994-95	John Tucker	1992-93 - 1995-96	Marek Posmyk	1999-00 - 2000-01
Bruce Gardiner	1999-00	Jeff Toms	1995-96 - 1997-98	Karl Dykhuis	1997-98 - 1998-99	Ryan Tobler	2001-02
Jassen Cullimore	1997-98 - 1998-99	Michael Nylander	1998-99	Robert Petrovicky	1998-99 - 1999-00	Alexander Kharitonov	2000-01
	2000-01 - 2003-04	Jeff Shevalier	1999-00	Glen Metropolit	2001-02	Jimmie Olvestad	2002-03
Darryl Sydor	2005-06	Brian Holzinger	1999-00 - 2001-02	Shane Willis	2001-02	Adam Hall	2008-09, 2012-13
Matt Carle	2008-09	Eric Perrin	2003-04, 2006-07	Norm Milley	2005-06	Ondrej Palat	2013-14 - 2021-22
Mattias Ohlund	2009-10 - 2012-13	Steve Downie	2008-09 - 2011-12	Andrej Meszaros	2008-09 - 2009-10		
Jason Garrison	2014-15 - 2016-17	Tyler Johnson	2013-14 - 2020-21	Brett Connolly	2011-12 - 2014-15		
Dan Girardi	2017-18 - 2018-19			Chris Kunitz	2017-18		
Andreas Borgman	2020-21			Pat Maroon	2019-20 - 2022-23		
Philippe Myers	2022-23						

Brian Bradley	1992-93 - 1997-98	24	Danton Cole	1992-93 - 1994-95	30	J.C. Bergeron	1992-93 - 1995-96	38	Darren Rumble	2002-03 - 2003-04
Steve Martins	1999-00		Jason Wiemer	1995-96 - 1997-98		Mark Fitzpatrick	1997-98		Jay Leach	2007-08
Brad Richards	2000-01 - 2007-08		Reid Simpson	1999-00		Bill Ranford	1998-99		Paul Szczechura	2008-09 - 2009-10
Stephane Veilleux	2009-10		Kyle Freadrich	2000-01		Andrei Zyuzin	1999-00 - 2001-02		Tanner Richard	2016-17
Dominic Moore	2010-11 - 2011-12		Shane Willis	2001-02 - 2003-04		Kevin Hodson	2002-03		Remi Elie	2021-22
JT Brown	2011-12		Andreas Karlsson	2006-07 - 2007-08		Marc Denis	2006-07 - 2007-08		Brandon Hagel	2021-22
B.J. Crombeen	2012-13 - 2013-14		Matt Pettinger	2008-09		Mike McKenna	2008-09			
Cory Conacher	2016-17		Johan Harju	2010-11		Antero Niittymaki	2009-10	39		
Barclay Goodrow	2019-20 - 2020-21		Trevor Smith	2011-12		Dan Ellis	2010-11		Enrico Ciccone	1993-94 - 1995-96,
			Dmitry Korobov	2013-14		Dwayne Roloson	2011-12			1997-98 - 1998-99
20			Ryan Callahan	2013-14		Cedrick Desjardins	2010-11, 2013-14		Dan Cloutier	1999-00 - 2000-01
Michel Mongeau	1992-93		Zach Bogosian	2019-20, 2021-22		Ben Bishop	2012-13 - 2016-17		Doug O'Brien	2005-06
Jason Ruff	1992-93								Mike Lundin	2007-08 - 2010-11
Randy Gilhen	1992-93	25	Marc Bergevin	1992-93 - 1994-95	31	David Littman	1992-93		Anders Lindback	2012-13 - 2013-14
Rudy Poeschek	1993-94 - 1996-97		Allan Egeland	1996-97 - 1997-98		Rick Tabaracci	1996-97	40		
Mikael Renberg	1997-98 - 1998-99		Dan Kesa	1999-00		Kevin Hodson	1998-99		Shayne Stevenson	1992-93
Chris Gratton	1998-99		Dwayne Hay	1999-00		Rich Parent	1999-00		Chris LiPuma	1992-93
Corey Spring	1998-99		Dave Andreychuk	2001-02 - 2005-06		Wade Flaherty	2000-01		Johan Holmqvist	2006-07 - 2007-08
Stan Drulia	1999-00 - 2000-01		Matt Carle	2012-13 - 2015-16		Dieter Kochan	2001-02		Dustin Tokarski	2009-10 - 2011-12
Vaclav Prospal	2001-02 - 2002-03,					Karri Ramo	2006-07 - 2008-09		Gabriel Dumont	2017-18
	2005-06 - 2008-09	26				Dwayne Roloson	2010-11			
Tim Wallace	2011-12		Matt Hervey	1992-93		Cedrick Desjardins	2013-14	41		
Evgeni Nabokov	2014-15		Chris LiPuma	1993-94 - 1995-96		Peter Budaj	2016-17 - 2017-18		Maxim Galanov	2000-01
Matt Taormina	2015-16		Jay Wells	1996-97					Jimmie Olvestad	2001-02
Blake Coleman	2019-20 - 2020-21		Jason Bonsignore	1997-98	32				Mike Smith	2007-08 - 2010-11
Riley Nash	2021-22		Mike Sillinger	1998-99 - 1999-00		Peter Taglianetti	1992-93		Pierre-Edouard Bellemare	
Nick Paul	2021-22		Martin St. Louis	2000-01 - 2013-14		Corey Schwab	1996-97 - 1998-99			2021-22 - 2022-23
						Craig Miller	2000-01			
21						Matt Smaby	2007-08 - 2010-11	42		
Tim Bergland	1992-93 - 1993-94	27	Stan Drulia	1992-93		Mathieu Garon	2011-12 - 2012-13		Matt Eliech	1999-00
Bob Halkidis	1994-95 - 1995-96		Jim Cummins	1994-95					Sheldon Keefe	2001-02
Mick Vukota	1997-98		Brantt Myhres	1994-95	33				Junior Lessard	2007-08
Jody Hull	1997-98		Alexander Semak	1994-95		Brantt Myhres	1994-95		Dana Tyrell	2010-11 - 2012-13
Craig Janney	1998-99		David Shaw	1995-96 - 1997-98		Yves Racine	1997-98		Jonathan Marchessault	2014-15
Alexandre Daigle	1998-99		Brent Peterson	1998-99		Benoit Hogue	1998-99			
Andreas Johansson	1999-00		Colin Forbes	1998-99 - 1999-00		Fredrik Modin	1999-00 - 2005-06	43		
Cory Sarich	1999-00 - 2006-07		Jassen Cullimore	1999-00		David Koci	2008-09		Xavier Delisle	1998-99
Mathieu Darche	2007-08		Steve Martins	2000-01		Greg McKeeg	2016-17		Kyle Freadrich	1999-00
Cory Murphy	2008-09		Sheldon Keefe	2000-01		Cameron Gaunce	2018-19		Thomas Ziegler	2000-01
David Hale	2009-10		Tim Taylor	2001-02 - 2007-08		Christopher Gibson	2020-21		Mathieu Biron	2001-02
Mattias Ritola	2010-11 - 2011-12		Brandon Bochenski			Maxime Lagace	2021-22		James Wright	2009-10 - 2010-11
Brandon Segal	2011-12			2008-09 - 2009-10					Evan Oberg	2011-12
Mike Kostka	2013-14				34				Darren Raddysch	2021-22
Brayden Point	2016-17		Bruno Gervais	2011-12		Mikael Andersson	1992-93 - 1998-99			
			Jonathan Drouin	2014-15 - 2016-17		Gordie Dwyer	1999-00 - 2001-02	44		
			Ryan McDonagh	2017-18 - 2021-22		Ryan Craig	2005-06 - 2009-10		Roman Hamrlik	1992-93 - 1997-98
22		28	Marc Bureau	1992-93 - 1994-95		Marc-Antoine Pouliot	2010-11		Stephane J.J. Richer	1997-98 - 1999-00
Shawn Chambers	1992-93 - 1994-95		Steven Finn	1995-96		JT Wyman	2011-12 - 2012-13		Craig Millar	2000-01
Aaron Gavey	1995-96		Patrick Poulin	1995-96 - 1997-98	35				Nolan Pratt	2001-02 - 2006-07
Dino Ciccarelli	1996-97 - 1997-98		Corey Spring	1997-98		Pat Jablonski	1992-93 - 1993-94		Steve Eminger	2008-09
Paul Mara	1998-99 - 1999-00		Kjell Samuelsson	1998-99		Derek Wilkinson	1995-96 - 1998-99		Martins Karsums	2008-09
Chris McAlpine	1999-00		Reid Simpson	1999-00		Kevin Hodson	1999-00		Nate Thompson	2009-10 - 2013-14
Wayne Primeau	1999-00 - 2000-01		Nils Ekman	1999-00 - 2000-01		Dieter Kochan	1999-00 - 2000-01		Tye McGinn	2015-16
Dan Boyle	2001-02 - 2007-08		Sheldon Keefe	2001-02 - 2002-03		Nikolai Khabibulin	2000-01 - 2003-04		Jan Rutta	2018-19 - 2021-22
Marek Malik	2008-09		Zenon Konopka	2008-09 - 2009-10		Riku Helenius	2008-09 - 2009-10			
Ryan Shannon	2011-12		Mathieu Roy	2010-11, 2012-13		Dwayne Roloson	2010-11			
J.P. Cote	2013-14		Cody Kunkyk	2013-14		Sebastien Caron	2011-12	45		
Erik Condra	2015-16		Luke Witkowski	2016-17, 2019-20		Curtis McElhinney	2019-20 - 2020-21		Cole Koepke	2022-23
Kevin Shattenkirk	2019-20		Ian Cole	2022-23						
Rudolfs Balcers	2022-23									
23										
Mike Hartman	1992-93				36			46		
Chris Joseph	1993-94	29	Joe Reekie	1992-93 - 1993-94		Louie DeBrusk	1997-98		Andrei Skopintsev	1998-99 - 1999-00
Rich Sutter	1994-95		Alex Selivanov	1994-95 - 1998-99		Alexander Kharitonov	2000-01		Sheldon Keefe	2000-01
Ben Hankinson	1994-95		Viacheslav Butsayev	1999-00		Matthew Barnaby	2000-01 - 2001-02		Martin Cibak	2001-02
Brian Bellows	1995-96 - 1996-97		Pavel Torgaev	1999-00		Andre Roy	2001-02 - 2003-04,		Darren Reid	2005-06
Bryan Marchment	1997-98		Dan Boyle	2001-02			2006-07 - 2007-08		Kyle Wanjig	2007-08
Michal Svikora	1998-99					Jussi Jokinen	2008-09		Mike Blunden	2014-15 - 2015-16
Petr Svoboda	1998-99 - 2000-01		Dmitry Afanassenkov						Gemel Smith	2019-20 - 2020-21
Janne Laukkanen	2002-03			2001-02 - 2006-07	37			47		
Jamie Heward	2008-09		Craig MacDonald	2007-08		Steve Maltais	1992-93		Brent Peterson	1998-99
Mike Commodore	2011-12		Janne Niskala	2008-09		Dmitry Afanassenkov	2000-01		John Graham	2002-03 - 2005-06
J.T. Brown	2013-14 - 2017-18		Brendan Mikkelson	2011-12 - 2012-13		Brad Lukowich	2002-03 - 2003-04,		Marc-Andre Bergeron	
Carter Verhaeghe	2019-20		Slater Koekoek	2014-15 - 2018-19			2007-08			2010-11 - 2012-13
Michael Eyssimont	2022-23		Andrej Sustr	2021-22		Olaf Kolzig	2008-09		Joel Vermin	2015-16
						Mark Parrish	2009-10			
						Kristers Gudlevskis	2013-14	48		
						Yanni Gourde	2017-18 - 2020-21		Michael Vernace	2010-11
									Nick Perbix	2022-23

49	Brent Gretzky 1993-94 - 1994-95 David Wilkie 1998-99 Kaspars Astashenko 1999-00 Blair Jones 2006-07 - 2007-08, 2009-10 - 2011-12 JT Brown 2011-12	56 Ian Herbers 1999-00 Kyle Wanvig 2006-07 Vladimir Mihalik 2008-09 - 2009-10 Nikita Kucherov 2013-14 Ben Thomas 2020-21 57 Kristian Kudroc 2000-01 58 Scott Jackson 2009-10 David Savard 2020-21 59 Mike Angelidis 2011-12 Jake Dotchin 2016-17 - 2017-18 60 Alex Barre-Boulet 2020-21 Hugo Alnefelt 2021-22 61 Alex Selivanov 1998-99 Cory Stillman 2003-04 Karl Stewart 2006-07 - 2007-08 Gabriel Dumont 2016-17 62 Andrei Nazarov 1997-98 - 1998-99 Kaspars Astashenko 2000-01 Andrej Sustr 2013-14 - 2017-18 Danick Martel 2018-19 63 Tyler Johnson 2012-13 Matthew Peca 2016-17 - 2017-18 64 Jason Bonsignore 1997-98 - 1998-99 65 Vladislav Namestnikov 2013-14 Yanni Gourde 2015-16 67 Benoit Pouliot 2012-13 Mitchell Stephens 2019-20 - 2020-21	70 Louis Domingue 2017-18 - 2018-19 71 Mario Larocque 1998-99 Filip Kuba 2006-07 - 2007-08 Geoff Kinrade 2008-09 Richard Panik 2012-13 - 2013-14 Anthony Cirelli 2017-18 73 Matt Elich 2000-01 Adam Erne 2016-17 - 2018-19 74 Brantt Myhres 1996-97 Nick Tarnasky 2005-06 - 2007-08 Ondrej Palat 2012-13 Sean Day 2021-22 75 Radko Gudas 2012-13 76 Evgeny Artyukhin 2005-06, 2008-09 Pierre-Cedric Labrie 2011-12 - 2013-14 77 Chris Gratton 1993-94 - 1996-97, 1998-99 - 1999-00, 2007-08 - 2008-09 2009-10 Victor Hedman 2013-14 - 2017-18 78 Byron Froese 2016-17 79 Vladimir Vujtek 1997-98 Ross Colton 2020-21 - 2022-23 80 Kevin Weekes 2000-01 - 2001-02 Edward Pasquale 2018-19 81 Jonathan Marchessault 2015-16 Erik Cernak 2018-19	82 Gabriel Fortier 2021-22 84 Tanner Jeannot 2022-23 85 Petr Klima 1993-94 - 1995-96 Daniel Walcott 2020-21 86 Nikita Kucherov 2013-14 88 Andrei Vasilevskiy 2014-15 89 Cory Conacher 2012-13 Nikita Nesterov 2014-15 - 2016-17 Cory Conacher 2017-18 - 2019-20 90 Vladislav Namestnikov 2014-15 - 2017-18, 2022-23 91 Steven Stamkos 2008-09 92 Aaron Gavey 1996-97 Joel Vermin 2016-17 Alexander Volkov 2019-20 - 2020-21 93 Daren Puppa 1993-94 - 1999-00 95 Michel Petit 1995-96 97 Matt Gilroy 2011-12 98 Mikhail Sergachev 2017-18
-----------	--	---	---	---

49	Brent Gretzky 1993-94 - 1994-95 David Wilkie 1998-99 Kaspars Astashenko 1999-00 Blair Jones 2006-07 - 2007-08, 2009-10 - 2011-12 JT Brown 2011-12	56 Ian Herbers 1999-00 Kyle Wanvig 2006-07 Vladimir Mihalik 2008-09 - 2009-10 Nikita Kucherov 2013-14 Ben Thomas 2020-21 57 Kristian Kudroc 2000-01 58 Scott Jackson 2009-10 David Savard 2020-21 59 Mike Angelidis 2011-12 Jake Dotchin 2016-17 - 2017-18 60 Alex Barre-Boulet 2020-21 Hugo Alnefelt 2021-22 61 Alex Selivanov 1998-99 Cory Stillman 2003-04 Karl Stewart 2006-07 - 2007-08 Gabriel Dumont 2016-17 62 Andrei Nazarov 1997-98 - 1998-99 Kaspars Astashenko 2000-01 Andrej Sustr 2013-14 - 2017-18 Danick Martel 2018-19 63 Tyler Johnson 2012-13 Matthew Peca 2016-17 - 2017-18 64 Jason Bonsignore 1997-98 - 1998-99 65 Vladislav Namestnikov 2013-14 Yanni Gourde 2015-16 67 Benoit Pouliot 2012-13 Mitchell Stephens 2019-20 - 2020-21	70 Louis Domingue 2017-18 - 2018-19 71 Mario Larocque 1998-99 Filip Kuba 2006-07 - 2007-08 Geoff Kinrade 2008-09 Richard Panik 2012-13 - 2013-14 Anthony Cirelli 2017-18 73 Matt Elich 2000-01 Adam Erne 2016-17 - 2018-19 74 Brantt Myhres 1996-97 Nick Tarnasky 2005-06 - 2007-08 Ondrej Palat 2012-13 Sean Day 2021-22 75 Radko Gudas 2012-13 76 Evgeny Artyukhin 2005-06, 2008-09 Pierre-Cedric Labrie 2011-12 - 2013-14 77 Chris Gratton 1993-94 - 1996-97, 1998-99 - 1999-00, 2007-08 - 2008-09 2009-10 Victor Hedman 2013-14 - 2017-18 78 Byron Froese 2016-17 79 Vladimir Vujtek 1997-98 Ross Colton 2020-21 - 2022-23 80 Kevin Weekes 2000-01 - 2001-02 Edward Pasquale 2018-19 81 Jonathan Marchessault 2015-16 Erik Cernak 2018-19	82 Gabriel Fortier 2021-22 84 Tanner Jeannot 2022-23 85 Petr Klima 1993-94 - 1995-96 Daniel Walcott 2020-21 86 Nikita Kucherov 2013-14 88 Andrei Vasilevskiy 2014-15 89 Cory Conacher 2012-13 Nikita Nesterov 2014-15 - 2016-17 Cory Conacher 2017-18 - 2019-20 90 Vladislav Namestnikov 2014-15 - 2017-18, 2022-23 91 Steven Stamkos 2008-09 92 Aaron Gavey 1996-97 Joel Vermin 2016-17 Alexander Volkov 2019-20 - 2020-21 93 Daren Puppa 1993-94 - 1999-00 95 Michel Petit 1995-96 97 Matt Gilroy 2011-12 98 Mikhail Sergachev 2017-18
-----------	--	---	---	---

49	Brent Gretzky 1993-94 - 1994-95 David Wilkie 1998-99 Kaspars Astashenko 1999-00 Blair Jones 2006-07 - 2007-08, 2009-10 - 2011-12 JT Brown 2011-12	56 Ian Herbers 1999-00 Kyle Wanvig 2006-07 Vladimir Mihalik 2008-09 - 2009-10 Nikita Kucherov 2013-14 Ben Thomas 2020-21 57 Kristian Kudroc 2000-01 58 Scott Jackson 2009-10 David Savard 2020-21 59 Mike Angelidis 2011-12 Jake Dotchin 2016-17 - 2017-18 60 Alex Barre-Boulet 2020-21 Hugo Alnefelt 2021-22 61 Alex Selivanov 1998-99 Cory Stillman 2003-04 Karl Stewart 2006-07 - 2007-08 Gabriel Dumont 2016-17 62 Andrei Nazarov 1997-98 - 1998-99 Kaspars Astashenko 2000-01 Andrej Sustr 2013-14 - 2017-18 Danick Martel 2018-19 63 Tyler Johnson 2012-13 Matthew Peca 2016-17 - 2017-18 64 Jason Bonsignore 1997-98 - 1998-99 65 Vladislav Namestnikov 2013-14 Yanni Gourde 2015-16 67 Benoit Pouliot 2012-13 Mitchell Stephens 2019-20 - 2020-21	70 Louis Domingue 2017-18 - 2018-19 71 Mario Larocque 1998-99 Filip Kuba 2006-07 - 2007-08 Geoff Kinrade 2008-09 Richard Panik 2012-13 - 2013-14 Anthony Cirelli 2017-18 73 Matt Elich 2000-01 Adam Erne 2016-17 - 2018-19 74 Brantt Myhres 1996-97 Nick Tarnasky 2005-06 - 2007-08 Ondrej Palat 2012-13 Sean Day 2021-22 75 Radko Gudas 2012-13 76 Evgeny Artyukhin 2005-06, 2008-09 Pierre-Cedric Labrie 2011-12 - 2013-14 77 Chris Gratton 1993-94 - 1996-97, 1998-99 - 1999-00, 2007-08 - 2008-09 2009-10 Victor Hedman 2013-14 - 2017-18 78 Byron Froese 2016-17 79 Vladimir Vujtek 1997-98 Ross Colton 2020-21 - 2022-23 80 Kevin Weekes 2000-01 - 2001-02 Edward Pasquale 2018-19 81 Jonathan Marchessault 2015-16 Erik Cernak 2018-19	82 Gabriel Fortier 2021-22 84 Tanner Jeannot 2022-23 85 Petr Klima 1993-94 - 1995-96 Daniel Walcott 2020-21 86 Nikita Kucherov 2013-14 88 Andrei Vasilevskiy 2014-15 89 Cory Conacher 2012-13 Nikita Nesterov 2014-15 - 2016-17 Cory Conacher 2017-18 - 2019-20 90 Vladislav Namestnikov 2014-15 - 2017-18, 2022-23 91 Steven Stamkos 2008-09 92 Aaron Gavey 1996-97 Joel Vermin 2016-17 Alexander Volkov 2019-20 - 2020-21 93 Daren Puppa 1993-94 - 1999-00 95 Michel Petit 1995-96 97 Matt Gilroy 2011-12 98 Mikhail Sergachev 2017-18
-----------	--	---	---	---

ALL-TIME DRAFT SELECTIONS

RD/NO.	PLAYER	POS	CLUB	RD/NO.	PLAYER	POS	CLUB
2023				2013			
2/37	Ethan Gauthier	RW	Sherbrooke (QMJHL)	1/3	Jonathan Drouin	LW	Halifax (QMJHL)
4/115	Jayson Shaugabay	RW	Warroad (USHS)	2/33	Adam Erne	LW	Quebec (QMJHL)
6/179	Warren Clark	D	Steinbach (MJHL)	5/124	Kristers Gudlevskis	G	Riga Jr. (MHL)
7/193	Jack Harvey	C	Chicago (USHL)	6/154	Henri Ikonen	LW	Kingston (OHL)
7/211	Ethan Hay	C	Flint (OHL)	7/184	Saku Salminen	C	Jokerit Jr. (Finland)
				7/186	Joel Vermin	RW	Bern (Swiss-A)
2022				2012			
1/31	Isaac Howard	F	USNTDP (U-18)	1/10	Slater Koekkoek	D	Peterborough (OHL)
3/86	Lucas Edmonds	F	Kingston (OHL)	1/19	Andrei Vasilevskiy	G	Ufa Jr. (MHL)
5/160	Nick Malik	G	Kookoo (Liiga)	2/40	Dylan Blujus	D	Brampton (OHL)
6/192	Connor Kurth	F	Dubuque (USHL)	2/53	Brian Hart	RW	Phillips-Exeter (N.H.)
7/223	Dyllan Gill	D	Rouyn-Noranda (QMJHL)	3/71	Tanner Richard	C	Guelph (OHL)
7/224	Klavs Veinbergs	F	Zemgale (Latvia)	4/101	Cedric Paquette	C	Blainville (QMJHL)
				6/161	Jake Dotchin	D	Owen Sound (OHL)
2021				7/202	Nikita Gusev	LW	CSKA Jr. (MHL)
3/96	Roman Schmidt	D	USNTDP (U-18)	2011			
4/126	Dylan Duke	C	USNTDP (U-18)	1/27	Vladislav Namestnikov	C	London (OHL)
5/160	Cameron MacDonald	C/LW	Saint John (QMJHL)	2/58	Nikita Kucherov	LW	CSKA 2 (Russia Jr.)
6/192	Alex Gagne	D	Muskegon (USHL)	5/148	Nikita Nesterov	D	Chelyabinsk 2 (Russia Jr.)
7/196	Daniil Pylenkov	D	Vityaz Podolsk (KHL)	6/178	Adam Wilcox	G	Green Bay (USHL)
7/211	Robert Flinton	LW	St. Paul's School (USHS)	7/201	Matthew Peca	C	Pembroke (CHL)
7/224	Niko Huuhtanen	RW	Tappara U20 (Finland)	7/208	Ondrej Palat	LW	Drummondville (QMJHL)
2020				2010			
2/57	Jack Finley	C	Spokane (WHL)	1/6	Brett Connolly	RW	Prince George (WHL)
2/62	Gage Goncalves	C	Everett (WHL)	3/63	Brock Beukeboom	D	Sault Ste. Marie (OHL)
3/85	Maxim Groshev	LW	Nizhnekamsk (KHL)	3/66	Radko Gudas	D	Everett (WHL)
3/93	Jack Thomsen	D	Sudbury (OHL)	3/72	Adam Janosik	D	Gatineau (QMJHL)
4/116	Eamon Powell	D	USNTDP (U-17)	4/96	Geoffrey Schemitsch	D	Owen Sound (AHL)
5/147	Jaydon Dureau	LW	Portland (WHL)	4/118	James Mullin	C/RW	Shat. St. Mary's (USHS)
6/157	Nick Capone	C	Tri-City (USHL)	6/156	Brendan O'Donnell	C	Winnipeg South (MJHL)
6/186	Amir Miftakhov	G	Kazan (KHL)	7/186	Teigan Zahn	D	Saskatoon (WHL)
7/217	Declan McDonnell	RW	Kitchener (OHL)	2009			
2019				1/2	Victor Hedman	D	Modo (Sweden)
1/27	Nolan Foote	LW	Kelowna (WHL)	1/29	Carter Ashton	RW	Lethbridge (WHL)
3/71	Hugo Alnefelt	G	HV 71 (Sweden Jr.)	2/52	Richard Panik	RW	Trinec (Czech)
3/89	Maxim Cajkovic	RW	Saint John (QMJHL)	4/93	Alex Hutchings	LW	Barrie (OHL)
4/120	Max Crozier	D	Sioux Falls (USHL)	5/148	Michael Zador	G	Oshawa (OHL)
6/182	Quinn Schmiemann	D	Kamloops (WHL)	6/162	Jaroslav Janus	G	Erie (OHL)
7/198	Mikhail Shalagin	LW	Spartak-2 (MHL)	7/183	Kirill Gotovets	D	Shattuck St. Mary's (USHS)
7/213	McKade Webster	LW	Green Bay (USHL)	2008			
2018				1/1	Steven Stamkos	C	Sarnia (OHL)
2/59	Gabriel Fortier	LW	Baie-Comeau (QMJHL)	4/117	James Wright	C	Vancouver (WHL)
3/90	Dmitry Semykin	D	SKA-1946 St. Petersburg (MHL)	5/122	Dustin Tokarski	G	Spokane (WHL)
4/121	Alexander Green	D	Lincoln (USHL)	5/147	Kyle DeCoste	RW	Brampton (OHL)
5/152	Magnus Chrona	LW	Nacha HK (Sweden Jr.)	6/152	Mark Barberio	D	Moncton (QMJHL)
6/183	Cole Koepke	G	Sioux City (USHL)	6/160	Luke Witkowski	D	Ohio (USHL)
7/206	Radin Salda	D	Saint John (QMJHL)	7/182	Matias Sointu	RW	Ives Jr. (Finland)
7/214	Ty Taylor	G	Vernon (BCHL)	7/203	David Carle	D	Shattuck-St. Mary's (USHS)
2017				2007			
1/14	Callan Foote	D	Kelowna (WHL)	2/47	Dana Tyrell	C/RW	Prince George (WHL)
2/48	Alexander Volkov	RW	SKA St. Petersburg 2 (Russia Jr.)	3/75	Luca Cunti	C	Dubendorf (Swiss-3)
3/76	Alexey Lipanov	C	Balashikha (Russia Jr. 2)	3/77	Alexander Killorn	C	Deerfield (High-MA)
6/169	Nicklaus Perbix	D	Elk River (USHS)	4/107	Mitch Fadden	C	Lethbridge (WHL)
6/180	Cole Guttman	C	Dubuque (USHL)	5/150	Matt Marshall	C/RW	Nobles (High-MA)
7/200	Samuel Walker	C	Edina (USHS)	6/167	Johan Harju	LW	Lulea (Sweden)
2016				7/183	Torrie Jung	G	Kelowna (WHL)
1/27	Brett Howden	C	Moose Jaw (WHL)	7/197	Michael Ward	D	Lewiston (QMJHL)
2/37	Libor Hajek	D	Saskatoon (WHL)	7/210	Justin Courttnall	LW	Burnaby (BCHL)
2/44	Boris Katchouk	LW	Sault Ste. Marie (OHL)	2006			
2/58	Taylor Raddysh	RW	Erie (OHL)	1/15	Riku Helenius	G	Lives (Finland)
3/88	Connor Ingram	G	Kamloops (WHL)	3/78	Kevin Quick	D	Salisbury H.S. (Conn.)
4/118	Ross Colton	C	Cedar Rapids (USHL)	6/168	Dane Crowley	D	Swift Current (WHL)
5/148	Christopher Paquette	C	Niagara (OHL)	7/198	Denis Kazionov	LW	Tver (Russia)
6/178	Oleg Sosunov	D	Loko-Yunior Yaroslav (Russia Jr.2)	2005			
7/206	Otto Somppi	C	Halifax (QMJHL)	1/30	Vladimir Mihalik	D	Presov (Slovakia)
7/208	Ryan Lohin	C	Waterloo (USHL)	3/73	Radek Smolenak	LW	Kingston (OHL)
2015				3/89	Chris Lawrence	C	Sault Ste. Marie (OHL)
2/33	Mitchell Stephens	C	Saginaw (OHL)	4/92	Marek Bartanus	RW	Kosice (Slovakia Jr.)
2/44	Matthew Spencer	D	Peterborough (OHL)	4/102	Blair Jones	C	Moose Jaw (WHL)
3/64	Dennis Yan	LW	Shawinigan (QMJHL)	5/133	Stanislav Lacek	RW	Chicoutimi (QMJHL)
3/72	Anthony Cirelli	C	Oshawa (OHL)	6/163	Marek Kvapil	RW	Saginaw (OHL)
4/118	Jonne Tammela	RW	Kalpa (Finland)	6/165	Kevin Beech	G	Sudbury (OHL)
4/120	Mathieu Joseph	RW	Saint John (QMJHL)	7/225	John Wessbecker	D	Blake H.S. (Minn.)
5/150	Ryan Zuhlsdorf	D	Sioux City (USHL)	2004			
6/153	Kristian Oldham	G	Omaha (USHL)	1/30	Andy Rogers	D	Calgary (WHL)
6/180	Bokondji Imama	LW	Saint John (QMJHL)	2/65	Mark Tobin	LW	Rimouski (QMJHL)
2014				4/102	Mike Lundin	D	U. of Maine (HE)
1/19	Anthony DeA ngelo	D	Sarnia (OHL)				
2/35	Dominik Masin	D	Slavia Jr. (CZRep-Jr.)				
2/57	Johnathan MacLeod	D	USA U-18 (USHL)				
3/79	Brayden Point	C	Moose Jaw (WHL)				
4/119	Ben Thomas	D	Calgary (WHL)				
6/170	Cristiano DiGiacinto	LW	Windsor (OHL)				
7/185	Cameron Darcy	C	Cape Breton (QMJHL)				

RD/NO.	PLAYER	POS	CLUB	RD/NO.	PLAYER	POS	CLUB
5/158	Brandon Elliott	D	Mississauga (OHL)	6/153	Andrei Skopintsev	D	TPS Turku (Finland)
5/163	Dustin Collins	C/LW	Northern Michigan (CCHA)	7/158	Justin Jack	RW	Kelowna (WHL)
6/188	Jan Zapletal	G	Vsetin (Czech Jr.)	7/170	Eero Somervuori	RW	Jokerit Helsinki (Finland)
6/191	Kari Ramo	D	Pelicans (Finnish Jr.)	7/185	Samuel St. Pierre	RW	Victoriaville (QMJHL)
8/245	Justin Keller	LW	Kelowna (WHL)	8/198	Shawn Skolney	D	Seattle (WHL)
				9/224	Paul Comrie	C	University of Denver (WCHA)
2003				1996			
2/34	Mike Egner	D	Calgary (WHL)	1/16	Mario Larocque	D	Hull (QMJHL)
2/41	Matt Smaby	D	Shattuck-St. Mary's (USHS)	3/69	Curtis Tipler	RW	Regina (WHL)
3/96	Jonathan Boutin	G	Halifax (QMJHL)	5/125	Jason Robinson	D	Niagara Falls (OHL)
6/192	Doug O'Brien	D	Hull (QMJHL)	6/152	Nikolai Ignatov	D	CSKA Moscow (CIS-2)
7/224	Gerald Coleman	G	London (OHL)	6/157	Xavier Delisle	C	Granby (QMJHL)
7/227	Jay Rosehill	D	Olds (AJHL)	7/179	Pavel Kubina	D	HC Vitkovice (Czech)
8/255	Raimonds Danilics	RW	Stalkers (Latvia Jr.)				
8/256	Brady Greco	D	Chicago (USHL)	1995			
9/273	Albert Vishnyakov	LW	Kazan (Russia)	1/5	Daymond Langkow	C	Tri-City (WHL)
9/286	Zbynek Hrdel	C	Rimouski (QMJHL)	2/30	Mike McBain	D	Red Deer (WHL)
9/287	Nick Tarnasky	C	Lethbridge (WHL)	3/56	Shane Willis	RW	Prince Albert (WHL)
				5/108	Konsta Golokhvastov	RW	Dynamo Moscow (CIS)
2002				6/134	Eduard Pershin	C	Dynamo Moscow (CIS)
2/60	Adam Henrich	LW	Brampton (OHL)	7/160	Cory Murphy	D	Sault Ste. Marie (OHL)
4/100	Dmitri Kazionov	C	Lada Togliatti (Russia)	8/186	Joe Cardarelli	LW	Spokane (WHL)
5/135	Joseph Pearce	G	New Hampshire (EJHL)	9/212	Zac Bierk	G	Peterborough (OHL)
5/162	Gerard Dicaire	D	Kootenay (WHL)				
6/170	P.J. Alterton	D	Cedar Rapids (USHL)	1994			
6/174	Kari Akkanen	C	Iives Tampere (Finland Jr)	1/8	Jason Wiemer	C	Portland (WHL)
6/183	Paul Ranger	D	Oshawa (OHL)	2/34	Colin Cloutier	C	Brandon (WHL)
7/213	Fredrik Norrena	G	TPS (Finland)	3/55	Vadim Epanchintsev	C	Spartak Moscow (CIS)
8/233	Vasily Koshechkin	G	Lada Togliatti (Russia-1)	4/86	Dmitri Klevakin	LW	Spartak Moscow (CIS)
8/255	Ryan Craig	C	Brandon (WHL)	6/137	Daniel Juden	C	Governor Dummer (USHS)
8/256	Darren Reid	RW	Medicine Hat (WHL)	6/138	Bryce Salvador	D	Lethbridge (WHL)
9/286	Alexei Glukhov	LW	Khimik Voskresensk (Russia-2)	7/164	Chris Maillet	D	Red Deer (WHL)
9/287	John Toffey	C	Ohio State (CCHA)	8/190	Alexei Baranov	D	Dynamo Moscow (CIS-2)
				9/216	Yuri Smirnov	C	Spartak Moscow (CIS)
2001				10/242	Shawn Gervais	C	Seattle (WHL)
1/3	Alexander Svitov	C	Omsk (Russia)	11/268	Brian White	D	Arlington Catholic (USHS)
2/47	Alexander Polushin	RW	Tver (Russia)				
2/61	Andreas Holmqvist	D	Hammarby (Sweden)	1993			
3/94	Evgeny Artyukhin	RW	Podolsk (Russia-2)	1/3	Chris Gratton	C	Kingston (OHL)
4/123	Aaron Lobb	RW	London (OHL)	2/29	Tyler Moss	G	Kingston (OHL)
5/138	Paul Lynch	D	Valley Jr. (EJHL)	3/55	Allan Egeland	C	Tacoma (WHL)
6/188	Arthur Femenella	D	Sioux City (USHL)	4/81	Marian Kacir	RW	Owen Sound (OHL)
7/219	Dennis Packard	LW	Harvard (ECAC)	5/107	Ryan Brown	D	Swift Current (WHL)
7/222	Jeremy Van Hoof	D	Ottawa (OHL)	6/133	Kiley Hill	LW	Sault Ste. Marie (OHL)
8/252	J.F. Soucy	C	Montreal (QMJHL)	7/159	Mathieu Raby	D	Victoriaville (QMJHL)
8/259	Dimitri Bezrukov	LW	Neftekhimik (Russia)	8/185	Ryan Nauss	LW	Peterborough (OHL)
9/261	Vitali Smolianinov	C	Neftekhimik (Russia)	9/211	Alexandre Laporte	D	Victoriaville (QMJHL)
9/281	Ilya Solarev	LW	Molot Perm (Russia)	10/237	Brett Duncan	D	Seattle (WHL)
9/289	Henrik Bergfors	D	Sodertalje (Sweden Jr.)	11/263	Mark Szoke	LW	Lethbridge (WHL)
2000				1992			
1/8	Nikita Alexeev	RW	Erie (OHL)	1/1	Roman Hamrik	D	AC ZPS Zlin (Czech)
2/34	Ruslan Zainulin	RW	Ak Bars Kazan (Russia)	2/26	Drew Bannister	D	Sault Ste. Marie (OHL)
3/81	Alexander Kharitonov	RW	Dynamo Moscow (Russia)	3/49	Brent Gretzky	C	Belleville (OHL)
4/126	Johan Hagglund	C	Modo Jr. (Sweden Jr.)	4/74	Aaron Gavey	C	Sault Ste. Marie (OHL)
5/161	Pavel Sedov	RW	Khimik Voskresensk (Russia-2)	5/97	Brantt Myhres	RW	Lethbridge (WHL)
6/191	Aaron Gionet	D	Kamloops (WHL)	6/122	Martin Tanguay	C	Verdun (QMJHL)
7/222	Marek Priechodsky	D	Bratislava (Slovakia)	7/145	Derek Wilkinson	G	Detroit (OHL)
7/226	Brian Eklund	G	Brown University (ECAC)	8/170	Dennis Maxwell	LW	Niagara Falls (OHL)
8/233	Alexander Polukueyev	G	SKA St. Petersburg (Russia-2)	9/193	Andrew Kemper	D	Seattle (WHL)
9/263	Thomas Ziegler	C	HC Ambri-Piotta (Swiss)	10/218	Marc Tardif	LW	Shawinigan (QMJHL)
				11/241	Tom MacDonald	C	Sault Ste. Marie (OHL)
1999							
2/47	Sheldon Keefe	RW	Barrie (OHL)				
3/67	Evgeny Konstantinov	G	Ak Bars Kazan (Russia-2)				
3/75	Brett Scheffellaier	D	Medicine Hat (WHL)				
3/88	Jimmie Olvestad	LW	Djurgardens IF Stockholm (Sweden)				
5/127	Kaspars Astashenko	D	Cincinnati (IHL)				
5/148	Michal Lanicek	G	Slavia Praha Jr. (Czech Jr.)				
6/182	Fedor Fedorov	LW	Port Huron (UHL)				
7/187	Ivan Rachunek	LW	ZPS Zlin Jr. (Czech Jr.)				
8/216	Erkki Rajamaki	LW	HIFK Helsinki (Finland)				
9/244	Mikko Kuparinen	D	Grand Rapids (IHL)				
1998							
1/1	Vincent Lecavalier	C	Rimouski (QMJHL)				
3/64	Brad Richards	C	Rimouski (QMJHL)				
3/72	Dmitry Afanasev	LW	Torpedo Yaroslavl (Russia-2)				
4/92	Eric Beaudoin	LW	Guelph (OHL)				
5/121	Curtis Rich	D	Calgary (WHL)				
6/146	Sergei Kuznetsov	C	Torpedo Yaroslavl (Russia-2)				
7/174	Brett Allan	LW	Swift Current (WHL)				
7/194	Oak Hewer	C	Sault Ste. Marie (OHL)				
8/221	Daniel Hulak	D	Swift Current (WHL)				
9/229	Chris Lyness	D	Rouyn-Noranda (QMJHL)				
9/252	Martin Cibak	C	HK 32 Liptovsky Mikulas (Slovakia)				
1997							
1/7	Paul Mara	D	Sudbury (OHL)				
2/33	Kyle Kos	D	Red Deer (WHL)				
3/61	Matt Elich	RW	Windsor (OHL)				
5/108	Mark Thompson	D	Regina (WHL)				
5/109	Jan Sulc	C	HC Chemopetrol Litvinov Jr. (Czech Jr.)				
5/112	Karel Betik	D	Kelowna (WHL)				

ALL-TIME PLAYER ACQUISITIONS & TRADES

Jun. 18, 1992	Acquired the following players in the 1992 NHL Expansion Draft: RW Tim Bergland from Washington D Jeff Bloemberg from NY Rangers C Brian Bradley from Toronto G Frederic Chabot from Montreal D Shawn Chambers from Washington D Doug Crossman from Quebec RW Rob DiMaio from NY Islanders LW Mike Hartman from Winnipeg RW Tim Hunter from Calgary LW Steve Maltais from Quebec D Bob McGill from Detroit LW Basil McRae from Minnesota C Michel Mongeau from St. Louis RW Keith Osborne from Toronto D Rob Ramage from Minnesota D Joe Reekie from NY Islanders C Anatoli SemeNov from Edmonton LW Shayne Stevenson from Boston D Peter Taglianetti from Pittsburgh LW Dan Vincelette from Chicago G Wendell Young from Pittsburgh.	Nov. 3, 1992	Acquired LW Dave Capuano and a 1994 fourth-round draft pick (traded to New Jersey) from Vancouver in exchange for C Anatoli SemeNov.
		Dec. 8, 1992	Acquired C Steve Kasper from Philadelphia in exchange for LW Dan Vincelette
		Jan. 28, 1993	Acquired LW Jason Ruff, a 1994 fourth-round draft pick (RW Dmitri Klevakin), a 1995 fifth-round draft pick (LW Konstantin Golokhvastov), and a 1996 sixth-round draft pick (D Nikolai Ignatov) from St. Louis in exchange for LW Basil McRae, D Doug Crossman, and a 1996 fourth-round draft pick
		Feb. 12, 1993	Acquired RW Herb Raglan from Quebec in exchange for C Michel Mongeau, RW Martin SiMard, and RW Steve Tuttle
		Mar. 20, 1993	Acquired D Eric Charron, D Alain Cote, and future considerations (D Donald Dufresne) from Montreal in exchange for D Rob Ramage
		Mar. 22, 1993	Acquired C Randy Gilhen from NY Rangers in exchange for LW Mike Hartman; Acquired a 1993 third-round draft pick (compensated to Florida) from Pittsburgh in exchange for D Peter Taglianetti
		June 2, 1993	Signed D Eric Dubois
		June 8, 1993	Acquired D Dennis Vial from Detroit in exchange for LW Steve Maltais
		June 16, 1993	Acquired RW Petr Klima from Edmonton in exchange for a 1994 third-round draft pick
		June 19, 1993	Acquired D Peter Ahola from San Jose in exchange for LW Dave Capuano
Jun. 19, 1992	Acquired RW Danton Cole from Winnipeg in exchange for future considerations; Acquired G Pat Jablonski, RW Darin Kimble, D Rob Robinson, and RW Steve Tuttle from St. Louis in exchange for a 1994 fourth-round draft pick, a 1995 fifth-round draft pick, and a 1996 sixth-round draft pick; Traded RW Tim Hunter to Quebec in exchange for future considerations (RW Martin SiMard); Signed D Scott Boston.	June 25, 1993	Selected G Glenn Healy from Anaheim and G Daren Puppa from Florida in Phase II of the 1993 NHL Expansion Draft; Acquired a 1993 third-round draft pick (C Allan Egeland) from NY Rangers in exchange for G Glenn Healy
		July 21, 1993	Signed LW Gerard Gallant
		July 29, 1993	Signed C Denis Savard
		Aug. 10, 1993	Signed D Rudy Poeschek
		Aug. 13, 1993	Signed C Bill McDougall
July 9, 1992	Signed free agent D Marc Bergevin.	Sept. 27, 1993	Signed D Normand Rochefort
July 10, 1992	Signed free agent LW Christian Campeau. Signed free agent LW Jean Blouin.	Oct. 5, 1993	Traded D Peter Ahola to Calgary in exchange for cash considerations
July 13, 1992	Signed free agent LW Rob Zamuner. Signed free agent D Jeff Buchanan.	Oct. 22, 1993	Acquired RW Pat Elynuik from Washington in exchange for a 1995 fifth-round draft pick
July 21, 1992	Signed free agent LW Chris Kontos.	Nov. 11, 1993	Acquired D Chris JoSeph from Edmonton in exchange for D Bob Beers
July 29, 1992	Signed free agent C Jock Callander. Signed free agent C Jason Lafreniere. Signed free agent G Mike Greenlay. Signed free agent D Stephane J.G. Richer.	Feb. 21, 1994	Traded G Pat Jablonski to Toronto in exchange for cash considerations
Aug. 5, 1992	Signed free agent RW John Tucker.	Mar. 18, 1994	Acquired RW Jim Cummins and a 1995 fourth-round draft pick (traded to Philadelphia) from Philadelphia in exchange for RW Rob DiMaio
Aug. 18, 1992	Signed free agent C Mark Green.	Mar. 19, 1994	Acquired a 1994 sixth-round draft pick (RW Daniel Juden) from Los Angeles in exchange for D Donald Dufresne
Aug. 21, 1992	Signed free agent D Jim Benning.		
Aug. 27, 1992	Signed free agent G David Littman.		
Sept. 1, 1992	Signed free agent RW Stan Drulia. Signed free agent D Rick Lanz.	Mar. 21, 1994	Acquired D Enrico Ciccone, a 1994 third-round draft pick (traded to Anaheim), and a 1995 fifth-round draft pick (LW Konstantin Golokhvastov) from Washington in exchange for D Joe Reekie
Sept. 4, 1992	Acquired C Ken Hodge and D Matt Hervey from Boston for RW Darin Kimble and future considerations.	May 31, 1994	Acquired LW Jeff Toms from New Jersey in exchange for a 1994 fourth-round draft pick
Sept. 14, 1992	Acquired RW Martin SiMard from Quebec to complete Jun. 19, 1992 trade which sent RW Tim Hunter to Quebec for future considerations.	June 29, 1994	Acquired a 1994 third-round draft pick (C Vadim Epanchintsev) from Anaheim in exchange for a 1994 third-round draft pick and a 1995 fourth-round draft pick
Sept. 25, 1992	Traded D Jeff Bloemberg to Edmonton for future considerations.		
Oct. 4, 1992	Acquired C Adam Creighton from the NY Islanders in the NHL Waiver Draft.	Sept. 6, 1994	Acquired RW Alex SelivaNov from Philadelphia in exchange for a 1995 fourth-round draft pick
Oct. 16, 1992	Acquired C Marc Bureau off waivers from Minnesota.	Oct. 6, 1994	Acquired D Tom Tilley from St. Louis in exchange for C Adam Creighton
Oct. 28, 1992	Acquired D Bob Beers from Boston for D Stephane J.G. Richer.	Feb. 10, 1995	Claimed D Bob Halkidis off waivers from Detroit
		Feb. 16, 1995	Traded G Wendell Young to Pittsburgh in exchange for future considerations

Feb. 22, 1995	Acquired LW Paul Ysebaert and RW Rich Sutter from Chicago in exchange for RW Jim Cummins, D Jeff Buchanan, and D Tom Tilley	Aug. 20, 1997	Acquired RW Mikael Renberg and D Karl Dykhuis from Philadelphia in exchange for a 1998 first-round draft pick, a 1999 first-round draft pick, a 2000 first-round draft pick, and a 2001 first-round draft pick	Jan. 29, 1999	Acquired C Alexandre Daigle from Edmonton in exchange for RW Alex SelivaNov; Acquired D Sami Helenius from Calgary in exchange for future considerations	Jan. 13, 2000	Acquired D Chris McAlpine and G Rich Parent from St. Louis in exchange for RW Stephane J.J. Richer
Mar. 13, 1995	Traded RW Rich Sutter to Toronto in exchange for cash considerations					Jan. 17, 2000	Acquired RW Jaroslav Svejkskovsky from Washington in exchange for a 2000 seventh-round draft pick and a 2001 third-round draft pick
Mar. 14, 1995	Acquired C Alexander Semak and RW Ben Hankinson from New Jersey in exchange for D Shawn Chambers and RW Danton Cole	Aug. 26, 1997	Signed D Victor Ignatjev	Feb. 14, 1999	Signed C Robert Petrovicky		
		Sept. 23, 1997	Signed LW Louie DeBrusk	Mar. 18, 1999	Traded LW Brent Peterson to Pittsburgh in exchange for cash considerations	Feb. 9, 2000	Acquired RW Mike Johnson, D Marek Posmyk, a 2000 fifth-round draft pick (RW Pavel Sedov), a 2000 sixth-round draft pick (D Aaron Gionet), and a 2001 fifth-round draft pick (traded to Los Angeles) from Toronto in exchange for RW Darcy Tucker, a 2000 fourth-round draft pick, and a 2001 fifth-round draft pick
Mar. 23, 1995	Acquired D Adrien Plavsic from Vancouver in exchange for a 1997 fifth-round draft pick	Sept. 28, 1997	Claimed RW Mick Vukota from NY Islanders in the 1997 NHL Waiver Draft	Mar. 20, 1999	Acquired LW Colin Forbes and a 1999 fifth-round draft pick (G Michal Lanicek) from Philadelphia in exchange for RW Sandy McCarthy and RW Mikael Andersson		
Apr. 6, 1995	Acquired a 1996 sixth-round draft pick (C Xavier Delisle) from Chicago in exchange for C Denis Savard	Oct. 2, 1997	Signed LW Troy Mallette	Mar. 21, 1999	Acquired D Sergey Gusev from Dallas in exchange for C Benoit Hogue and a 2001 sixth-round draft pick	Mar. 8, 2000	Traded LW Jeff Shevalier to Ottawa in exchange for future considerations
June 30, 1995	Acquired LW Brian Bellows from Montreal in exchange for C Marc Bureau	Dec. 30, 1997	Acquired D Bryan Marchment, C Steve Kelly, and C Jason Bonsignore from Edmonton in exchange for D Roman Hamrlik and the rights to C Paul Comrie	Mar. 23, 1999	Acquired G Kevin Hodson and a 1999 second-round draft pick (RW Sheldon Keefe) from Detroit in exchange for LW Wendel Clark and a 1999 sixth-round draft pick; Acquired a conditional 1999 draft pick from Detroit in exchange for G Bill Ranford; Traded D Sami Helenius to Colorado in exchange for future considerations	Mar. 9, 2000	Acquired a 2000-seventh round draft pick (traded to NY Islanders) from NY Islanders in exchange for D Ian Herbers
July 24, 1995	Signed RW Corey Spring	Jan. 15, 1998	Acquired RW Stephane J.J. Richer, RW Darcy Tucker, and D David Wilkie from Montreal in exchange for LW Patrick Poulin, D Igor Ulanov, and RW Mick Vukota; Acquired RW Jody Hull and G Mark Fitzpatrick from Florida in exchange for RW Dino Ciccarelli and D Jeff Norton			Mar. 10, 2000	Acquired C Wayne Primeau, C Brian Holzinger, D Cory Sarich, and a 2000 third-round draft pick (LW Alexander Kharitonov) from Buffalo in exchange for C Chris Gratton and a 2001 second-round draft pick
July 26, 1995	Signed D Bill Houlder			June 26, 1999	Acquired a 1999 first-round draft pick (traded to NY Rangers) and two 1999 third-round draft picks (D Brett Scheffellaier, LW Jimmie Olvestad) from Vancouver in exchange for a 1999 first-round draft pick; Acquired G Dan Cloutier, RW Niklas Sundstrom, a 2000 first-round draft pick (RW Nikita Alexeev), and a 2000 third-round draft pick (traded to San Jose) from NY Rangers in exchange for a 1999 first-round draft pick	Mar. 11, 2000	Acquired D Mikko Kuparinen from Atlanta in exchange for D Chris McAlpine
Aug. 17, 1995	Acquired LW Shawn Burr and a 1996 third-round draft pick (traded to Boston) from Detroit in exchange for D Marc Bergevin and RW Ben Hankinson; Acquired D David Shaw from Boston in exchange for a 1996 third-round draft pick	Jan. 22, 1998	Claimed D Jassen Cullimore off waivers from Montreal			Mar. 14, 2000	Acquired C Ryan Johnson and LW Dwayne Hay from Florida in exchange for C Mike Sillinger
		Mar. 14, 1998	Acquired D Enrico Ciccone from Vancouver in exchange for D Jamie Huscroft			Mar. 27, 2000	Signed G Dieter Kochan
Sept. 11, 1995	Signed C John Cullen	Mar. 24, 1998	Acquired RW Sandy McCarthy, a 1998 third-round draft pick (C Brad Richards), and a 1998 fifth-round draft pick (D Curtis Rich) from Calgary in exchange for LW Jason Wiemer; Acquired LW Andrei Nazarov and a 1998 first-round draft pick (C Vincent Lecavalier) from San Jose in exchange for D Bryan Marchment, D David Shaw, and a 1998 first-round draft pick			Mar. 30, 2000	Signed D Kenton Smith
Sept. 14, 1995	Acquired a 1997 fifth-round draft pick (D Karel Betik) from NY Islanders in exchange for C Alexander Semak			June 30, 1999	Acquired LW Andreas Johansson and the rights to sign general manager Rick Dudley from Ottawa in exchange for LW Rob Zamuner and a 2002 second-round draft pick	Apr. 13, 2000	Signed D Mike Jones
Oct. 5, 1995	Acquired D Steven Finn from Colorado in exchange for a 1997 fourth-round draft pick			July 5, 1999	Signed LW Jeff Shevalier	May 31, 2000	Signed C Brad Richards to a three-year entry-level contract
Nov. 13, 1995	Acquired D Michel Petit from Los Angeles in exchange for D Steven Finn	June 11, 1998	Acquired C Craig Janney from Phoenix in exchange for LW Louie DeBrusk and a 1998 fifth-round draft pick	July 16, 1999	Signed LW Kyle Freadrich and RW Dale Rominski	June 1, 2000	Acquired a 2000 seventh-round draft pick (D Marek Priehodsky) from Florida in exchange for the rights to LW Eric Beaudoin
Nov. 16, 1995	Acquired a 1997 seventh-round draft pick (RW Eero Somervuori) from Washington in exchange for D Eric Charron	June 18, 1998	Acquired G Bill Ranford from Washington in exchange for a 1998 third-round draft pick and a 1999 second-round draft pick	July 22, 1999	Signed D Phil von Stefenelli	June 2, 2000	Acquired a 2000 seventh-round draft pick (traded to Philadelphia) from Montreal in exchange for G Kevin Hodson
Dec. 1, 1995	Acquired G Jeff Reese from Hartford in exchange for a 1996 ninth-round draft pick	June 27, 1998	Acquired a 1998 seventh-round draft pick (C Oak Hower), a 1998 eighth-round draft pick (D Daniel Hulak), and a 1998 ninth-round draft pick (C Martin Cibak) from Colorado in exchange for a 1999 sixth-round pick	Aug. 4, 1999	Acquired D Andrei Zyuzin, D Bill Houlder, LW Shawn Burr, and C Steve Guolla from San Jose in exchange for RW Niklas Sundstrom and a 2000 third-round draft pick	June 4, 2000	Acquired a 2000 seventh-round draft pick (traded to Buffalo) from Ottawa in exchange for G Rich Parent
Mar. 20, 1996	Acquired LW Patrick Poulin, D Igor Ulanov, and a 1996 second-round draft pick (traded to New Jersey) from Chicago in exchange for D Enrico Ciccone and 1996 a second-round draft pick			Aug. 5, 1999	Acquired G Jeff Reese and a 2000 ninth-round draft pick (traded to Philadelphia) from Toronto in exchange for a 2000 ninth-round draft pick	June 24, 2000	Acquired G Kevin Weekes, D Kristian Kudroc, and a 2001 second-round draft pick (traded to Phoenix) from NY Islanders in exchange for a 2000 first-round draft pick, a 2000 fourth-round draft pick, and a 2000 seventh-round draft pick
May 1, 1996	Signed LW David Matsos	July 16, 1998	Signed LW Wendel Clark	Sept. 6, 1999	Signed RW Dan Kesa		
June 22, 1996	Acquired G Corey Schwab from New Jersey in exchange for G Jeff Reese, a 1996 second-round draft pick, and a 1996 eighth-round draft pick	July 17, 1998	Acquired D Michal Sykora from Chicago in exchange for G Mark Fitzpatrick and a 1999 fourth-round draft pick	Sept. 27, 1999	Claimed C Viacheslav Butsayev from Ottawa in the 1999 NHL Waiver Draft	June 25, 2000	Acquired a 2000 fourth-round draft pick (C Johan Hagglund) from Philadelphia in exchange for a 2000 sixth-round draft pick, a 2000 seventh-round draft pick, and a 2000 ninth-round draft pick; Acquired a 2001 seventh-round draft pick (traded to Ottawa) and a 2001 ninth-round draft pick (LW Ilya Solarev) from Buffalo in exchange for a 2000 seventh-round draft pick; Acquired a 2000 ninth-round draft pick (C Thomas Ziegler) from New Jersey in exchange for a 2001 eighth-round draft pick
July 29, 1996	Acquired D Craig Wolanin from Colorado in exchange for a 1998 second-round draft pick	July 29, 1998	Signed C Benoit Hogue	Sept. 29, 1999	Signed RW Stan Drulia and D Ian Herbers		
Aug. 3, 1996	Signed D Jay Wells	July 30, 1998	Signed C Jesse Belanger	Oct. 1, 1999	Acquired LW Fredrik Modin from Toronto in exchange for D Cory Cross and a 2001 seventh-round draft pick		
Aug. 22, 1996	Acquired a 1997 fifth-round draft pick (C Jan Sulc) from Los Angeles in exchange for RW Petr Klima	Oct. 5, 1998	Claimed LW Brent Gilchrist from Detroit in 1998 NHL Waiver Draft; Acquired a 1999 sixth-round draft pick (traded to Detroit) from Detroit in exchange for LW Brent Gilchrist	Oct. 2, 1999	Signed D Ben Clymer		
Aug. 27, 1996	Acquired RW Dino Ciccarelli from Detroit in exchange for a 1998 fourth-round draft pick	Oct. 7, 1998	Signed C Vincent Lecavalier to a three-year entry-level contract	Oct. 3, 1999	Traded RW Alexandre Daigle to NY Rangers in exchange for future considerations		
Sept. 10, 1996	Signed RW Paul Brousseau	Oct. 13, 1998	Signed D Kjell Samuelsson	Oct. 7, 1999	Acquired a 2000 seventh-round draft pick (G Brian Eklund) from New Jersey in exchange for C Steve Kelly	July 31, 2000	Signed RW Martin St. Louis to a two-year contract
Nov. 18, 1996	Acquired a 1997 sixth-round draft pick (D Andrei Skopintsev) from Anaheim in exchange for LW Brian Bellows	Dec. 10, 1998	Acquired D Drew Bannister from Anaheim in exchange for a 2000 fifth-round draft pick	Oct. 29, 1999	Traded D Mikko Kuparinen to Atlanta in exchange for future considerations; Claimed C Steve Martins off waivers from Ottawa	Sept. 29, 2000	Claimed RW Jason Podollan from Los Angeles in the 2000 NHL Waiver Draft
Nov. 19, 1996	Acquired G Rick Tabaracci from Calgary in exchange for C Aaron Gavey	Dec. 12, 1998	Acquired C Chris Gratton and C Mike Sillinger from Philadelphia in exchange for RW Mikael Renberg and C Daymond Langkow	Nov. 11, 1999	Acquired C Bruce Gardiner from Ottawa in exchange for LW Colin Forbes	Oct. 25, 2000	Claimed D Craig Millar off waivers from Nashville
Jan. 31, 1997	Acquired a 1998 third-round draft pick (traded to Edmonton) from Toronto in exchange for D Craig Wolanin	Dec. 28, 1998	Traded D Enrico Ciccone to Washington in exchange for future considerations; Acquired D Petr Svoboda from Philadelphia in exchange for D Karl Dykhuis	Nov. 12, 1999	Acquired D Bryan Muir and LW Reid Simpson from Chicago in exchange for C Michael Nylander	Nov. 3, 2000	Claimed D Maxim GalaNov off waivers from Florida
Mar. 18, 1997	Acquired D Jeff Norton from Edmonton in exchange for D Drew Bannister and a 1997 sixth-round draft pick; Acquired D Jamie Huscroft from Calgary in exchange for G Tyler Moss			Nov. 20, 1999	Acquired the rights to RW Nils Ekman and a 2000 fourth-round draft pick (traded to NY Islanders) from Calgary in exchange for LW Andreas Johansson	Jan. 4, 2001	Acquired a 2001 conditional draft pick from NY Islanders in exchange for C Steve Martins
June 21, 1997	Acquired a 1997 fifth-round draft pick (D Mark Thompson) from San Jose in exchange for LW Shawn Burr; Acquired a 1998 fourth-round draft pick (LW Eric Beaudoin) from Calgary in exchange for G Rick Tabaracci	Jan. 18, 1999	Acquired a 1999 sixth-round draft pick (LW Fedor Fedorov) from NY Islanders in exchange for C Craig Janney	Nov. 26, 1999	Acquired LW Gordie Dwyer from Montreal in exchange for D Mike McBain; Claimed LW Pavel Torgaev off waivers from Calgary	Jan. 21, 2001	Acquired a 2001 eighth-round draft pick (LW Dimitri Bezrukov) from Colorado in exchange for D Bryan Muir
July 16, 1997	Acquired LW Vladimir Vujtek and a 1998 third-round draft pick (LW Dmitry Afanasev) from Edmonton in exchange for RW Brantt Myhres and a 1998 third-round draft pick; Signed D Yves Racine	Jan. 19, 1999	Acquired C Michael Nylander from Calgary in exchange for LW Andrei Nazarov	Nov. 29, 1999	Acquired LW Todd Warriner from Toronto in exchange for a 2000 third-round draft pick	Feb. 1, 2001	Acquired RW Matthew Barnaby from Pittsburgh in exchange for C Wayne Primeau; Signed D Grant Ledyard
						Feb. 7, 2001	Acquired D Adrian Aucoin and a 2001 second-round draft pick (C Alexander Polushin) from Vancouver in exchange for G Dan Cloutier

Feb. 16, 2001	Acquired G Wade Flaherty from NY Islanders in exchange for a 2001 conditional draft pick	June 21, 2002	Acquired RW Ruslan Fedotenko and two 2002 second-round draft picks (traded to Dallas and San Jose) from Philadelphia in exchange for a 2002 first-round draft pick	Chris Lawrence) from Philadelphia in exchange for a 2006 second-round draft pick; Acquired a 2005 third-round draft pick (LW Radek Smolenak) from San Jose in exchange for a 2005 fifth-round draft pick and a 2006 fourth-round draft pick; Acquired a 2005 sixth-round draft pick (G Kevin Beech) from Dallas in exchange for a 2006 fifth-round draft pick	July 4, 2007	Acquired D Bryce Lampman from NY Rangers in exchange for LW Mitch Fritz	
Feb. 20, 2001	Acquired LW Konstantin Kalmikov from Toronto in exchange for D Maxim GalaNov				July 6, 2007	Signed D Dan Jancevski to a one-year contract.	
Mar. 5, 2001	Acquired G Nikolai Khabibulin and D Stan Neckar from Phoenix in exchange for RW Mike Johnson, D Paul Mara, RW Ruslan Zainullin, and a 2001 second-round draft pick	June 22, 2002	Acquired D Brad Lukowich and a 2003 seventh-round draft pick (LW Jay Rosehill) from Dallas in exchange for a 2002 second-round draft pick; Acquired a 2002 second-round draft pick (LW Adam Henrich) and a 2002 fifth-round draft pick (D Gerard Dicaire) from San Jose in exchange for a 2002 second-round draft pick	Aug. 5, 2005	Signed LW Mitch Fritz to a one year contract; Signed D Brady Greco to a two-year contract	July 12, 2007	Signed D Mike Lundin to a two-year entry-level contract
Mar. 13, 2001	Acquired C John Emmons from Ottawa in exchange for D Craig Millar; Acquired a 2001 seventh-round draft pick (D Jeremy Van Hoof) from Dallas in exchange for D Grant Ledyard	June 23, 2002	Acquired a 2002 sixth-round draft pick (C Karri Akkanen), two 2002 eighth-round draft picks (C Ryan Craig, RW Darren Reid), and a 2002 ninth-round draft pick (LW Alexei Glukhov) from Carolina in exchange for a 2003 fourth-round draft pick; Acquired a 2002 seventh-round draft pick (G Fredrik Norrena) from Ottawa in exchange for D Josef Boumedienne	Aug. 9, 2005	Signed G Sean Burke and RW Rob DiMaio to two-year contracts	Nov. 19, 2007	Acquired D Mario Scalzo from Dallas in exchange for D Bryce Lampman
June 18, 2001	Acquired C Juha Ylonen from Phoenix in exchange for LW Todd Warriner			Aug. 18, 2005	Signed RW Jim Campbell, RW Norm Milley, and C Jason Jaspers to one-year contracts	Jan. 15, 2008	Acquired RW Junior Lessard from Dallas in exchange for D Dan Jancevski
June 22, 2001	Acquired D Mathieu Biron and a 2002 second-round draft pick (traded to Washington) from NY Islanders in exchange for D Adrian Aucoin and LW Alexander KharitovNov			Aug. 23, 2005	Signed C John Toffey and RW Marek Kvapil to three-year entry-level contracts	Feb. 25, 2008	Acquired D Alexandre Picard and a 2009 second-round draft pick (RW Richard Panik) from Philadelphia in exchange for C Vaclav Prospal
June 23, 2001	Acquired a 2001 second-round draft pick (D Andreas Holmqvist) from Washington in exchange for a 2002 second-round draft pick; Acquired a 2001 third-round draft pick (RW Evgeny Artukhin) from Ottawa in exchange for a 2001 fourth-round draft pick and a 2001 seventh-round draft pick	Sept. 11, 2002	Signed D Darren Rumble to a one-year contract	Aug. 26, 2005	Signed G Morgan and D Jay Rosehill to multi-year contracts	Feb. 26, 2008	Acquired G Mike Smith, C Jeff Halpern, LW Jussi Jokinen, and a 2009 fourth-round draft pick (traded to Minnesota) from Dallas in exchange for C Brad Richards and G Johan Holmqvist; Acquired RW Brandon Segal and a 2008 seventh-round draft pick (D David Carle) from Anaheim in exchange for D Jay Leach; Acquired a 2008 seventh-round draft pick (traded to Philidelphia) from Nashville in exchange for LW Jan Hlavac
		Oct. 10, 2002	Acquired LW Boyd Kane from NY Rangers in exchange for LW Gordie Dwyer	Sep. 7, 2005	Signed D Todd Rohloff to a one-year contract	Apr. 24, 2008	Signed C Paul Szczechura to a two-year contract
		Jan. 13, 2003	Acquired G John Grahame from Boston in exchange for a 2004 fourth-round draft pick	Sept. 9, 2005	Traded C Craig Darby to Vancouver in exchange for future considerations	June 2, 2008	Signed D Kevin Quick to a three-year entry-level contract
June 24, 2001	Acquired D Nolan Pratt from Colorado in exchange for a 2001 sixth-round draft pick; Acquired a 2001 fourth-round draft pick (RW Aaron Lobb), a 2001 fifth-round draft pick (D Paul Lynch), and a 2001 seventh-round draft pick (LW Dennis Packard) from Philadelphia in exchange for a 2002 third-round draft pick; Acquired two 2001 sixth-round draft picks (D Art Femenella, traded to Colorado) from Los Angeles in exchange for a 2001 fifth-round draft pick; Acquired a 2001 eighth-round draft pick (LW Jean-Francois Soucy), and a 2002 ninth-round draft pick (C John Toffey) from Philadelphia in exchange for a 2002 seventh-round draft pick; Acquired a 2001 ninth-round draft pick (D Henrik Bergfors) from Colorado in exchange for a 2002 ninth-round draft pick	Jan. 23, 2003	Signed D Corey Foster	Feb. 8, 2006	Acquired LW Zdenek Blatny from Boston in exchange for G Brian Eklund		
		Mar. 11, 2003	Claimed D Janne Laukkanen off waivers from NY Rangers; Acquired D Marc Bergevin from Pittsburgh in exchange for C Brian Holzinger	June 1, 2006	Signed G Johan Holmqvist, C Andreas Karlsson, and D Andy Delmore to one-year contracts	June 18, 2008	Acquired the rights to C Vaclav Prospal from Philadelphia in exchange for a 2008 seventh-round draft pick
		May 12, 2003	Acquired a 2003 ninth-round draft pick (LW Albert Vishnyakov) from Pittsburgh in exchange for D Marc Bergevin	June 30, 2006	Acquired G Marc Denis from Columbus in exchange for LW Fredrik Modin and G Fredrik Norrena	June 21, 2008	Acquired a 2008 fourth-round draft pick (C James Wright), a 2008 fifth-round draft pick (RW Kyle Decoste), and a 2009 third-round draft pick (traded to Philadelphia) from San Jose in exchange for a 2008 third-round draft pick
		June 19, 2003	Signed C Eric Perrin	July 2, 2006	Acquired a 2008 fourth-round draft pick (traded to Ottawa) from Dallas in exchange for D Darryl Sydor; Signed D Filip Kuba to a three-year contract		
		June 21, 2003	Acquired LW Cory Stillman from St. Louis in exchange for a 2003 second-round draft pick	July 6, 2006	Signed D Doug Janik to a one-year contract	June 28, 2008	Acquired the rights to LW Ryan Malone and LW Gary Roberts from Pittsburgh in exchange for a 2009 third-round draft pick
		June 22, 2003	Acquired a 2003 eighth-round draft pick (RW Raimonds Danilics) and a 2003 ninth-round draft pick (RW Zbynek Hrdel) from Philadelphia in exchange for a 2004 seventh-round draft pick and a 2004 ninth-round draft pick	July 11, 2006	Signed D Luke Richardson to a one-year contract		
				July 15, 2006	Signed C Eric Healey to a one-year, two-way contract	June 29, 2008	Acquired the rights to RW Brian Rolston from Minnesota in exchange for a 2009 fourth-round draft pick
		July 23, 2003	Signed D Pascal Trepanier	Nov. 9, 2006	Acquired C Daniel Corso from Philadelphia in exchange for RW Darren Reid		
June 30, 2001	Acquired C Tim Taylor from NY Rangers in exchange for RW Nils Ekman and LW Kyle Freadrich	Oct. 24, 2003	Claimed RW Sheldon Keefe off waivers from NY Rangers	Dec. 2, 2006	Claimed RW Andre Roy off re-entry waivers from Pittsburgh	June 30, 2008	Acquired D Janne Niskala from Philadelphia in exchange for a 2009 sixth-round draft pick
July 10, 2001	Acquired C Vaclav Prospal from Florida in exchange for C Ryan Johnson and a 2003 sixth-round draft pick	Oct. 27, 2003	Acquired a 2004 eighth-round draft pick (LW Justin Keller) from St. Louis in exchange for LW Erkki Rajamaki	Jan. 20, 2007	Acquired G Ryan Munce from Los Angeles in exchange for a 2008 fourth-round draft pick	July 1, 2008	Signed G Olaf Kolzig to a one-year contract; Signed RW Adam Hall and RW Radim Vrbata to three-year contracts
July 12, 2001	Signed G Michal Lanicek, G Alexander Polukevay, and D Marek Priechodsky to three-year contracts	Jan. 27, 2004	Acquired D Darryl Sydor and a 2004 fourth-round draft pick (D Mike Lundin) from Columbus in exchange for C Alexander Svitov and a 2004 third-round draft pick	Jan. 31, 2007	Acquired RW Kyle Wanvig and RW Stephen Baby from Atlanta in exchange for D Andy Delmore and C Andre Deveaux	July 3, 2008	Signed LW David Koci, C Wyatt Smith, and D Scott Jackson to one-year, two-way contracts
July 13, 2001	Signed LW Dave Andreychuk and D Grant Ledyard			Feb. 24, 2007	Acquired D Shane O'Brien and a 2007 third-round draft pick (C Luca Cunti) from Anaheim in exchange for G Gerald Coleman and a 2007 first-round draft pick	July 4, 2008	Acquired D Matt Carle, D Ty Wishart, a 2009 first-round draft pick (traded to Ottawa), and a 2010 fourth-round draft pick (C James Mullin) from San Jose in exchange for D Dan Boyle and D Brad Lukowich
Aug. 21, 2001	Signed LW Ryan Tobler	Feb. 25, 2004	Acquired D Timo Helbling from Nashville in exchange for a 2004 eighth-round draft pick	Feb. 27, 2007	Acquired D Joe Rullier from Anaheim in exchange for D Doug O'Brien; Acquired RW Jason Ward from Los Angeles in exchange for a 2007 fifth-round draft pick; Acquired LW Karl Stewart and a 2008 sixth-round draft pick (D Luke Witkowski) from Chicago in exchange for RW Nikita Alexeev	July 8, 2008	Signed RW Mark Recchi to a one-year contract; Signed RW Brandon Bochenski to a two-year contract
Sept. 28, 2001	Claimed C Glen Metropolit from Washington in the 2001 NHL Waiver Draft	Mar. 9, 2004	Acquired D Stan Neckar from Nashvllve in exchange for a 2004 sixth-round draft pick				
Oct. 19, 2001	Signed RW Gaetan Royer	June 1, 2004	Signed RW Darren Reid, LW Adam Henrich, and D Paul Ranger	Jan. 31, 2007	Acquired G Ryan Munce from Los Angeles in exchange for a 2008 fourth-round draft pick	July 9, 2008	Signed D Andrew Hutchinson to a two-year contract
Nov. 9, 2001	Acquired D Josef Boumedienne, D Sascha Goc, and the rights to RW Anton But from New Jersey in exchange for D Andrei Zyuzin	June 27, 2004	Acquired a 2004 fifth-round draft pick (D Brandon Elliott) and two 2004 sixth-round draft picks (D Jan Zapletal, G Karri Ramo) from Philadelphia in exchange for a 2005 third-round draft pick	Apr. 6, 2007	Signed D Vladimir Mihalik to a three-year entry-level contract	July 10, 2008	Signed C Zenon Konopka to a two-year contract
Dec. 12, 2001	Acquired LW Zdeno Ciger from NY Rangers in exchange for RW Matthew Barnaby			June 1, 2007	Signed G Riku Helenius and C Chris Lawrence to three-year entry-level contracts	July 29, 2008	Signed C Steven Stamkos to a three-year entry-level contract
Dec. 28, 2001	Acquired D Harlan Pratt from Carolina in exchange for D Kaspars Astashenko	July 19, 2004	Signed C Craig Darby	June 13, 2007	Acquired C Chris Gratton from Florida in exchange for a 2008 second-round draft pick	Aug. 29, 2008	Acquired D Andrej Meszaros from Ottawa in exchange for D Filip Kuba, D Alexandre Picard, and a 2009 first-round draft pick
Jan. 7, 2002	Acquired D Dan Boyle from Florida in exchange for a 2003 fifth-round draft pick	July 28, 2004	Signed C Jarrod Skalde and LW Steve McLaren	June 14, 2007	Signed LW Jan Hlavac to a one-year contract	Sept. 29, 2008	Acquired a 2009 sixth-round draft pick (G Jaroslav Janus) from Nashville in exchange for C Nick Tarnasky
Mar. 5, 2002	Acquired LW Chris Dingman and RW Shane Willis from Carolina in exchange for G Kevin Weekes	July 30, 2004	Signed D Terry Virtue, D Mike Egener, C Nick Tarnasky, and LW Dennis Packard	June 23, 2007	Acquired a 2007 fifth-round draft pick (C Matt Marshall) and two 2007 seventh-round draft picks (G Torrie Jung, LW Justin Courttnall) from Ottawa in exchange for a 2008 fourth-round draft pick; Signed C Johan Harju to a two-year entry-level contract	Oct. 1, 2008	Signed D Jamie Heward to a one-year contract
Mar. 15, 2002	Acquired RW Andre Roy and a 2002 sixth-round draft pick (D Paul Ranger) from Ottawa in exchange for C Juha Ylonen	Aug. 16, 2004	Acquired C Vaclav Prospal from Anaheim in exchange for a 2005 second-round draft pick			Oct. 6, 2008	Acquired D Lukas Krajicek and LW Juraj Simek from Vancouver in exchange for D Shane O'Brien and RW Michel Ouellet
		Sep. 15, 2004	Signed C Andre Deveaux to a three-year entry-level contract	July 1, 2007	Signed RW Michel Ouellet to a two-year contract	Oct. 21, 2008	Claimed LW Matt Pettinger off waivers from Vancouver
May 29, 2002	Signed G Kevin Hodson	July 27, 2005	Signed G Gerald Coleman to a three-year entry-level contract	July 2, 2007	Signed C Craig MacDonald and LW Mathieu Darche to one-year contracts	Oct. 23, 2008	Signed D Marek Malik to a one-year contract
June 17, 2002	Signed C Alexander Svitov to a three-year entry-level contract	July 28, 2005	Signed G Jonathan Boutin and RW Zbynek Hrdel to three-year entry-level contracts	July 3, 2007	Signed D Brad Lukowich to a three-year contract; Signed D Jay Leach and D David Schneider to one-year, two-way contracts	Nov. 7, 2008	Acquired D Steve Eminger, RW Steve Downie, and a 2009 fourth-round draft pick (LW Alex Hutchings) from Philadelphia in exchange for D Matt Carle and a 2009 third-round draft pick
		July 30, 2005	Acquired a 2005 third-round draft pick (C Blair Jones) and a 2005 fourth-round draft pick (RW				

Nov. 20, 2008	Claimed LW David Koci off waivers from St. Louis	Aug. 9, 2010	Signed D Radko Gudas to a three-year entry-level contract	Feb. 21, 2012	Acquired D Kyle Quincey from Colorado in exchange for RW Steve Downie; Acquired a 2012 first-round draft pick (G Andrei Vasilevskiy) and D Sebastien Piche from Detroit in exchange for D Kyle Quincey; Acquired RW Brandon Segal from Chicago in exchange for RW Matt Fornataro	Aug. 2, 2013	Signed G Kristers Gudlevskis to a three-year contract
Nov. 30, 2008	Acquired RW Lauri Tukonen from Dallas in exchange for D Andrew Hutchinson	Aug. 11, 2010	Signed LW Juraj Simek to a one-year, two-way contract			Sept. 17, 2013	Signed RW Joel Vermin to a three-year entry-level contract
Jan. 19, 2009	Claimed D Cory Murphy off waivers from Florida					Dec. 18, 2013	Signed D Jean-Philippe Cote to a two-year contract
Feb. 3, 2009	Signed G Mike McKenna to a one-year contract	Aug. 16, 2010	Acquired G Cedrick Desjardins from Montreal in exchange for G Karri Ramo	Feb. 23, 2012	Claimed RW Tim Wallace off waivers from NY Islanders	Feb. 23, 2014	Claimed D Mike Kostka off waivers from Chicago
Feb. 7, 2009	Acquired LW Wade Brookbank, D Josef Melichar, and a 2009 fourth-round draft pick (traded to Toronto) from Carolina in exchange for LW Jussi Jokinen	Aug. 17, 2010	Signed LW Sean Bergenheim to a one-year contract	Feb. 27, 2012	Acquired D Mike Commodore from Detroit in exchange for a 2013 conditional seventh-round draft pick; Acquired D Keith Aulie from Toronto in exchange for RW Carter Ashton; Acquired D Brian Lee from Ottawa in exchange for D Matt Gilroy	Mar. 5, 2014	Acquired RW Ryan Callahan, a 2014 first-round draft pick (traded to NY Islanders), a 2015 first-round draft pick (traded to NY Islanders), and a 2015 seventh-round draft pick (traded to NY Rangers) from NY Rangers in exchange for RW Martin St. Louis and a 2015 second-round draft pick
Mar. 4, 2009	Acquired D Matt Lashoff and RW Martins Karsums from Boston in exchange for RW Mark Recchi and a 2010 second-round draft pick; Acquired D Richard Petiot from Toronto in exchange for G Olaf Kolzig, D Jamie Heward, D Andy Rogers, and a 2009 fourth-round draft pick; Acquired D Noah Welch and a 2009 third-round pick (traded to Detroit) from Florida in exchange for D Steve Eminger	Aug. 25, 2010	Signed D Randy Jones to a one-year contract				
		Aug. 27, 2010	Acquired RW Alex Berry and LW Stefano Giliati from Toronto in exchange for D Matt Lashoff	Mar. 1, 2012	Signed C Cory Conacher to a two-year, two-way contract	Mar. 10, 2014	Signed LW Yanni Gourde to a two-year, two-way contract
		Sept. 10, 2010	Signed LW Alex Hutchings to a three-year entry-level contract	Mar. 3, 2012	Signed LW Danick Gauthier to a three-year contract	Mar. 20, 2014	Signed RW Cody Kunyk to a one-year contract
		Sept. 15, 2010	Signed D Charles Landry to a three-year entry-level contract	Mar. 13, 2012	Signed C Vladislav Namestnikov to a three-year entry-level contract	Apr. 1, 2014	Signed LW Adam Erne to a three-year entry-level contract
Apr. 9, 2009	Signed Geoff Kinrade to an amateur tryout contract	Oct. 5, 2010	Claimed C Mattias Ritola off waivers from Detroit	Mar. 19, 2012	Signed C Alex Killorn to a two-year, two-way contract; Signed G Sebastien Caron to a one-year, one-way contract	Apr. 6, 2014	Signed LW Henri Ikonen to a three-year entry level contract
June 26, 2009	Acquired a 2009 first-round draft pick (RW Carter Ashton) from Detroit in exchange for a 2009 second-round draft pick and a 2009 third-round draft pick	Dec. 9, 2010	Acquired C Levi Nelson from Boston in exchange for LW Juraj Simek	Mar. 28, 2012	Signed RW J.T. Brown to a two-year entry-level contract	Apr. 19, 2014	Signed D Jake Dotchin to a three-year entry-level contract
June 27, 2009	Acquired a 2009 fifth-round draft pick (G Michael Zador) from Nashville in exchange for a 2010 fifth-round draft pick	Jan. 1, 2011	Acquired G Dwayne Roloson from NY Islanders in exchange for D Ty Wishart	June 14, 2012	Signed G Riku Helenius to a two-year contract	May 6, 2014	Signed G Andrei Vasilevskiy to a three-year entry-level contract
		Jan. 4, 2011	Signed D Marc-Andre Bergeron a one-year, two-way contract	June 15, 2012	Acquired G Anders Lindback, C Kyle Wilson, and a 2012 seventh-round draft pick (LW Nikita Gusev) from Nashville in exchange for G Sebastien Caron, two 2012 second-round draft picks, and a 2013 third-round draft pick	May 21, 2014	Signed D Dylan Blujus to a three-year entry-level contract
July 1, 2009	Signed D Mattias Ohlund to a seven-year contract; Signed D Matt Walker to a four-year contract	Feb. 18, 2011	Acquired D Eric Brewer from St. Louis in exchange for D Brock Beukeboom and a 2011 third-round draft pick			June 27, 2014	Acquired D Jason Garrison, the rights to LW Jeff Costello, and a 2015 seventh-round draft pick (traded to Minnesota) from Vancouver in exchange for a 2014 second-round draft pick
July 7, 2009	Signed LW Stephane Veilleux to a one-year contract	Feb. 24, 2011	Acquired G Curtis McElhinney from Anaheim in exchange for G Dan Ellis	June 23, 2012	Acquired LW Benoit Pouliot from Boston in exchange for RW Michel Ouellet and a 2012 fifth-round draft pick	June 29, 2014	Acquired C Sam Gagner from Edmonton in exchange for RW Teddy Purcell; Acquired a 2015 sixth-round draft pick (G Kristian Oldham) from Arizona in exchange for C Sam Gagner and RW B.J. Crombeen; Acquired a 2015 fourth-round draft pick (RW Jonne Tammela) and 2015 seventh-round draft pick (traded to Edmonton) in exchange for C Nate Thompson
July 8, 2009	Signed D Kurtis Foster to a one-year contract	Mar. 7, 2011	Signed C Tyler Johnson to a three-year entry-level contract	July 1, 2012	Signed D Sami Salo to a two-year contract; Signed D Artem Sergeev to a three-year entry-level contract		
July 9, 2009	Signed D Victor Hedman to a three-year entry-level contract	Mar. 22, 2011	Signed G Pat Nagle to a two-year entry-level contract	July 4, 2012	Signed D Matt Carle to a six-year contract	July 1, 2014	Signed D Anton Stralman to a five-year contract; Signed C Brian Boyle to a three-year contract; Signed G Evgeni Nabokov to a one-year contract; Signed RW Mike Blunden to a one-year, two-way contract.
July 10, 2009	Signed G Antero Niittymaki to a one-year contract	May 12, 2011	Signed RW Richard Panik to a three-year entry-level contract	July 6, 2012	Signed D Matt Taormina to a one-year, two-way contract	July 8, 2014	Signed D Matt Corrente to a one-year, two-way contract
July 21, 2009	Acquired LW Todd Fedoruk and D David Hale from Phoenix in exchange for RW Radim Vrbata	June 25, 2011	Acquired D Bruno Gervais from NY Islanders in exchange for future considerations; Acquired a 2011 seventh-round draft pick (C Matthew Peca) from Phoenix in exchange for C Marc-Antoine Pouliot	Sept. 10, 2012	Signed RW Nikita Kucherov to a three-year entry-level contract	July 10, 2014	Signed RW Jerome Samson to a one-year contract
Aug. 13, 2009	Acquired LW Drew Miller and a 2010 third-round draft pick (D Adam Janosik) from Anaheim in exchange for RW Evgeny Artyukhin	July 1, 2011	Signed RW Brett Connolly to a three-year entry-level contract; Signed RW Michel Ouellet and RW J.T. Wyman to one-year, two-way contracts; Signed G Mathieu Garon to a two-year contract	Jan. 21, 2013	Acquired LW J.F. Jacques from Florida in exchange for future considerations	July 11, 2014	Signed LW Brenden Morrow to a one-year contract
Sept. 1, 2009	Signed LW Alex Tanguay to a one-year contract	July 2, 2011	Signed D Matt Gilroy to a one-year contract; Signed D Richard Petiot to a one-year, two-way contract	Feb. 14, 2013	Acquired G Cedrick Desjardins from Montreal in exchange for G Dustin Tokarski	July 11, 2014	Signed LW Philippe Paradis to a one-year contract
Sept. 30, 2009	Signed LW Mitch Fritz to a one-year contract	July 5, 2011	Signed C Trevor Smith to a one-year, two-way contract	Mar. 11, 2013	Acquired RW Dan Sexton from Anaheim in exchange for C Kyle Wilson	Nov. 28, 2014	Acquired a 2015 third-round draft pick (LW Dennis Yan) from Anaheim in exchange for D Eric Brewer
Oct. 9, 2009	Claimed LW Radek Smolenak off waivers from Chicago	July 6, 2011	Signed C Tom Pyatt to a one-year, two-way contract	Mar. 21, 2013	Signed D Andrej Sustr to a two-year entry-level contract	Dec. 2, 2014	Signed D Anthony DeAngelo to a three-year entry-level contract
Jan. 21, 2010	Claimed C Nate Thompson off waivers from NY Islanders	July 7, 2011	Signed LW Alexandre Picard to a one-year, two-way contract; Signed RW Ryan Shannon to a one-year contract	Apr. 2, 2013	Acquired RW Adam Hall and a 2013 seventh-round draft pick (RW Joel Vermin) from Carolina in exchange for D Marc-Andre Bergeron	Feb. 6, 2015	Acquired RW Carter Ashton and LW David Broll from Toronto in exchange for a conditional 2016 seventh-round draft pick
Feb. 9, 2010	Signed RW Mark Parrish to a one-year, two-way contract	Sept. 23, 2011	Signed D Daniel Milan to a three-year, two-way contract	Apr. 3, 2013	Acquired G Ben Bishop from Ottawa in exchange for C Cory Conacher and a 2013 fourth-round draft pick	Feb. 9, 2015	Traded G Evgeni Nabokov to San Jose in exchange for future considerations
Mar. 3, 2010	Acquired RW Teddy Purcell and a 2010 third-round draft pick (D Brock Beukeboom) from Los Angeles in exchange for C Jeff Halpern	Oct. 10, 2011	Signed LW Ondrej Palat to a three-year entry-level contract	Apr. 23, 2013	Signed D Mathieu Roy to a one-year contract	Feb. 23, 2015	Signed G Allen York to a two-way contract for the remainder of the 2014-15 season
July 1, 2010	Signed G Dan Ellis to a two-year contract; Acquired a 2012 second-round draft pick (traded to Nashville) from Philadelphia in exchange for D Andrej Meszaros	Dec. 2, 2011	Acquired D Evan Oberg and D Mike Kostka from Florida in exchange for C James Wright and D Mike Vernace	May 2, 2013	Signed C Cedric Paquette to a three-year entry-level contract	Mar. 2, 2015	Acquired a 2015 second-round draft pick (D Matthew Spencer) and a 2016 second-round draft pick from Boston in exchange for RW Brett Connolly; Acquired D Braydon Coburn from Philadelphia in exchange for D Radko Gudas, a 2015 first-round draft pick, and a 2015 third-round draft pick
July 2, 2010	Signed D Pavel Kubina to a two-year contract; Signed RW Niklas Persson to a one-year, two-way contract	Dec. 12, 2011	Signed RW Antti Miettinen to a two-year, one-way contract	July 2, 2013	Acquired D Drew Olson from Columbus in exchange for future considerations		
July 5, 2010	Signed D Brett Clark to a two-year contract	Dec. 29, 2011	Signed LW Pierre-Cedric Labrie to a two-year, two-way contract	July 5, 2013	Signed C Valtteri Filppula to five-year contract; Signed LW Jonathan Drouin to a three-year entry-level contract; Signed RW Geoff Walker to a one-year, two-way contract	Mar. 26, 2015	Signed C Brayden Point to a three-year entry-level contract
July 19, 2010	Acquired LW Simon Gagne from Philadelphia in exchange for D Matt Walker and a 2011 fourth-round draft pick	Jan. 6, 2012	Acquired D Brendan Mikkelson from Calgary in exchange for C Blair Jones				
July 23, 2010	Signed C Marc-Antoine Pouliot to a one-year, two-way contract	Feb. 16, 2012	Acquired a 2012 second-round draft pick (traded to Nashville) from San Jose in exchange for C Dominic Moore and a 2012 seventh-round draft pick				
July 25, 2010	Signed LW Chris Durno to a one-year contract	Feb. 18, 2012	Acquired LW Jon Kalinski, a 2012 second-round draft pick (RW Brian Hart), and a 2013 fourth-round draft pick (traded to Ottawa) from Philadelphia in exchange for D Pavel Kubina				
July 29, 2010	Signed D Mathieu Roy and D Mike Vernace to one-year, two-way contracts						
July 30, 2010	Signed C Dominic Moore to a two-year contract						
Aug. 3, 2010	Signed C Mike Angelidis a one-year, two-way contract						

Apr. 1, 2015	Signed G Adam Wilcox and C Matthew Peca to two-year, two-way contracts	Mar. 1, 2017	Acquired D Mark Streit from Philadelphia in exchange for F Valtteri Filppula, a 2017 fourth-round draft pick and a 2017 seventh-round draft pick; Acquired a 2018 fourth-round draft pick from Pittsburgh in exchange for D Mark Streit	July 5, 2018	Re-signed F Cedric Paquette to a one-year contract	July 17, 2020	Signed D Sean Day to a one-year, two-way contract
Apr. 9, 2015	Signed RW Cameron Darcy to a three-year entry level contract			July 10, 2018	Re-signed F Nikita Kucherov to an eight-year contract	Sept. 9, 2020	Signed D Alexander Green to a two-year, entry-level contract
June 1, 2015	Acquired D Daniel Walcott from NY Rangers in exchange for a 2015 seventh-round draft pick	Apr. 4, 2017	Signed G Connor Ingram to a three-year, entry-level contract	July 11, 2018	Re-signed F Adam Erne to a one-year contract	Oct. 7, 2020	Acquired a 2020 fourth-round draft pick and a 2020 fifth-round pick from Philadelphia in exchange for a 2020 fourth-round draft pick
June 26, 2015	Acquired a 2015 second-round draft pick (C Mitchell Stephens) and 2015 third-round draft pick (C Anthony Cirelli) from NY Islanders in exchange for a 2015 first-round draft pick	May 15, 2017	Signed F Taylor Raddysh to a three-year, entry-level contract	Sept. 22, 2018	Claimed F Danick Martel off waivers from the Philadelphia Flyers	Oct. 7, 2020	Acquired a 2020 second-round draft pick from Montreal in exchange for a 2020 fourth-round draft pick and a 2021 second-round draft pick
June 27, 2015	Acquired a 2016 seventh-round draft pick from Edmonton in exchange for a 2015 seventh-round draft pick	May 31, 2017	Acquired a 2018 conditional seventh-round draft pick from Los Angeles in exchange for the rights to F Bokondji Imama	Nov. 2, 2018	Re-signed F Yanni Gourde to a six-year contract	Oct. 9, 2020	Signed G Chris Gibson to a one-year, two-way contract
June 28, 2015	Signed RW Brian Hart to a three-year entry-level contract	June 15, 2017	Acquired D Mikhail Sergachev and a conditional 2018 second-round draft pick from Montreal in exchange for F Jonathan Drouin and a conditional 2018 sixth-round draft pick	Dec. 19, 2018	Signed C Gabriel Fortier to a three-year, entry-level contract	Oct. 9, 2020	Signed D Andreas Borgman to a one-year, two-way contract
July 1, 2015	Signed RW Erik Condra to a three-year contract; Signed D Matt Taormina to a one-year, two-way contract	June 21, 2017	In exchange for Vegas selecting D Jason Garrison at 2017 Expansion Draft, the Golden Knights acquire Tampa Bay's 2017 second-round pick, Pittsburgh's 2018 fourth-round pick and negotiating rights with Lightning unsigned forward prospect Nikita Gusev	Jan. 11, 2019	Acquired D Jan Rutta and a 2019 seventh-round pick from the Chicago Blackhawks in exchange for D Slater Koekkoek and a 2019 fifth-round draft pick	Dec. 12, 2020	Signed F Jack Finley to a three-year, entry-level contract
July 5, 2015	Signed LW Jeff Tambellini to a one-year, two-way contract			Mar. 1, 2019	Signed F Jimmy Huntington to a three-year, entry-level contract	Dec. 13, 2020	Signed F Gage Goncalves to a three-year, entry-level contract
July 21, 2015	Signed LW Tye McGinn to a one-year, two-way contract	June 22, 2017	Signed G Peter Budaj to a two-year contract	May 3, 2019	Signed D Jan Rutta to a one-year contract	Dec. 27, 2020	Acquired F Marian Gaborik and G Anders Nilsson from Ottawa in exchange for D Braydon Coburn, C Cedric Paquette and a 2022 second-round draft pick
Oct. 14, 2015	Signed D Dominik Masin to a three-year, entry-level contract	June 26, 2017	Re-signed D Andrej Sustr to a one-year contract and F Yanni Gourde to a two-year contract	June 14, 2019	Acquired a 2021 seventh-round draft pick from Nashville in exchange for G Connor Ingram	Jan. 7, 2021	Signed C Boo Nieves to a one-year, two-way contract
Nov. 12, 2015	Acquired future considerations from Calgary Flames in exchange for G Kevin Poulin	June 28, 2017	Re-signed F Cory Conacher and F Gabriel Dumont to two-year contracts	June 18, 2019	Re-signed D Braydon Coburn to a two-year contract	Mar. 24, 2021	Acquired C Antoine Morand and a 2023 seventh-round draft pick from Anaheim in exchange for F Alexander Volkov
Feb. 26, 2016	Signed D Braydon Coburn to a three-year contract extension	June 29, 2017	Signed F Alex Volkov to a three-year, entry-level contract	June 19, 2019	Re-signed D Daniel Walcott to a one-year, two-way contract	Mar. 26, 2021	Signed F Odeen Turto to a one-year, entry-level contract
Mar. 22, 2016	Signed D Ben Thomas to a three-year contract	July 1, 2017	Acquired F Carter Verhaeghe from the N.Y. Islanders in exchange for G Kristers Gudlevskis; Signed D Dan Girardi to a two-year contract and F Chris Kunitz to a one-year contract; Signed F Alex Gallant, G Michael Leighton, D Jamie McBain and D Mat Bodie to one-year, two-way contracts	June 22, 2019	Acquired a conditional 2020 first-round draft pick, a 2019 third-round pick and G Marek Mazanec from Vancouver in exchange for F J.T. Miller	Apr. 5, 2021	Acquired D David Savard and D Brian Lashoff in a three-way trade with Columbus and Detroit in exchange for a 2021 first-round draft pick, a 2021 fourth-round draft pick and a 2022 third-round draft pick
Apr. 4, 2016	Signed F Mitchell Stephens to a three-year, entry-level contract	July 4, 2017	Re-signed D Slater Koekkoek to a one-year contract	July 1, 2019	Signed F Nolan Foote to a three-year, entry-level contract	Apr. 8, 2021	Signed F Cole Koepke to a two-year, two-way contract
Apr. 13, 2016	Signed D Matt Spencer to a three-year, entry-level contract	July 5, 2017	Re-signed D Jake Dotchin to a two-year contract	July 1, 2019	Signed D Luke Schenn to a one-year contract	Apr. 12, 2021	Acquired D Fredrik Claesson from San Jose in exchange for the rights to G Magnus Chorna
May 21, 2016	Re-signed F Joel Vermin and F Tanner Richard to one-year contracts	July 10, 2017	Re-signed F Tyler Johnson to a seven-year contract	July 1, 2019	Signed D Luke Witkowski to a two-year, two-way contract	Apr. 27, 2021	Signed G Amir Miftakhov to a three-year, entry-level contract
June 25, 2016	Re-signed D Luke Witkowski to a one-year, two-way contract	July 14, 2017	Re-signed F Ondrej Palat to a five-year contract	July 1, 2019	Signed G Scott Wedgewood to a one-year, two-way contract	May 18, 2021	Signed F Maxim Cajkovic to a three-year, entry-level contract
June 25, 2016	Acquired a 2016 second-round draft pick from Arizona in exchange for D Anthony DeAngelo	July 18, 2017	Re-signed F Michael Bournival to a one-year, two-way contract	July 1, 2019	Signed G Spencer Martin to a one-year, two-way contract	July 17, 2021	Acquired a 2022 seventh-round draft pick from the New York Rangers in exchange for F Barclay Goodrow
June 29, 2016	Re-signed F Steven Stamkos to an eight-year contract	Nov. 14, 2017	Acquired G Louis Domingue from Arizona in exchange for G Michael Leighton and F Tye McGinn	July 8, 2019	Signed F Chris Mueller to a one-year, two-way contract	July 24, 2021	Acquired a 2021 fourth-round draft pick from Montreal in exchange for a 2022 fourth-round draft pick
July 1, 2016	Signed D Victor Hedman to an eight-year contract extension and G Andrei Vasilevskiy to a three-year contract extension; Signed F Pierre-Luc Letourneau-Leblond, F Jeremy Morin, F Gabriel Dumont and F Michael Bournival to one-year contracts; Signed F Dennis Yan to a three-year, entry-level contract	Nov. 24, 2017	Claimed F Chris DiDomenico off waivers from Ottawa	July 30, 2019	Signed F Gemel Smith to a one-year, two-way contract	July 25, 2021	Acquired a 2022 sixth-round draft pick from Detroit in exchange for C Mitchell Stephens
July 2, 2016	Re-signed G Kristers Gudlevskis to a one-year contract	Jan. 31, 2018	Acquired G Edward Pasquale from Edmonton in exchange for future considerations	Aug. 5, 2019	Signed D Kevin Shattenkirk to a one-year contract	July 27, 2021	Acquired D Brent Seabrook from Chicago in exchange for F Tyler Johnson and a 2023 second-round draft pick
July 13, 2016	Signed F Cory Conacher to a one-year, one-way contract	Feb. 21, 2018	Claimed F Gabriel Dumont off waivers from Ottawa	Aug. 14, 2019	Acquired a 2020 fourth-round draft pick from Detroit in exchange for F Adam Erne	July 28, 2021	Signed F Gabriel Dumont to a one-year, two-way contract
July 17, 2016	Re-signed F Alex Killorn to a seven-year contract	Feb. 26, 2018	Acquired D Ryan McDonagh and F J.T. Miller from the N.Y. Rangers in exchange for F Vladislav Namestnikov, F Brett Howden, D Libor Hajek a 2018 first-round draft pick and a conditional 2019 second-round draft pick	Aug. 24, 2019	Signed F Pat Maroon to a one-year contract	July 28, 2021	Signed F Charles Hudon to a one-year, two-way contract
July 27, 2016	Re-signed F Vladislav Namestnikov to a two-year contract	Apr. 1, 2018	Signed D Cal Foote to a three-year, entry-level contract	Nov. 1, 2019	Acquired a 2021 conditional seventh-round draft pick from New Jersey in exchange for G Louis Domingue	July 28, 2021	Signed D Darren Raddysh to a one-year, two-way contract
Oct. 11, 2016	Re-signed F Nikita Kucherov to a three-year contract	June 7, 2018	Re-signed D Daniel Walcott to a one-year, two-way contract	Nov. 24, 2019	Acquired D Devante Stephens from Buffalo in exchange for D Matt Spencer	July 28, 2021	Signed D Andrej Sustr to a one-year, two-way contract
Dec. 24, 2016	Signed F Mathieu JoSepp to a three-year, entry-level contract	June 13, 2018	Acquired C Andy Andreoff from Los Angeles in exchange for G Peter Budaj	Dec. 30, 2019	Acquired D Patrick Sieloff from Anaheim in exchange for F Chris Mueller	July 28, 2021	Signed G Maxime Lagace to a one-year, two-way contract
Dec. 28, 2016	Signed F Brett Howden to a three-year, entry-level contract	June 19, 2018	Signed G Edward Pasquale to a one-year, two-way contract	Feb. 16, 2020	Acquired F Blake Coleman from New Jersey in exchange for F Nolan Foote and a 2020 first-round draft pick	July 28, 2021	Signed G Brian Elliott to a one-year contract
Jan. 27, 2017	Acquired D Jonathan Racine and a 2017 sixth-round draft pick from Montreal in exchange for D Nikita Nesterov	June 22, 2018	Signed G Louis Domingue to a two-year contract	Feb. 20, 2020	Acquired F Anthony Greco from Florida in exchange for F Danick Martel	July 28, 2021	Signed D Zach Bogosian to a three-year contract
Feb. 25, 2017	Acquired F Stefan Fournier from Arizona in exchange for F Jeremy Morin	June 26, 2018	Signed F J.T. Miller to a five-year contract	Feb. 23, 2020	Signed D Zach Bogosian to a one-year contract	July 28, 2021	Signed F Pierre-Edouard BelleMare to a two-year contract
Feb. 26, 2017	Acquired G Peter Budaj, D Erik Cernak, a 2017 seventh-round draft pick and a 2017 conditional draft pick from Los Angeles in exchange for G Ben Bishop and a 2017 fifth-round draft pick	July 2, 2018	Signed D Ryan McDonagh to a seven-year contract	Feb. 24, 2020	Acquired F Barclay Goodrow and a 2020 third-round draft pick from San Jose in exchange for F Anthony Greco and a 2020 first-round draft pick	July 29, 2021	Signed F Remi Elie to a one-year, two-way contract
Feb. 27, 2017	Acquired F Byron Rroese and a conditional 2017 second-round draft pick from Toronto in exchange for F Brian Boyle		Re-signed D Slater Koekkoek to a one-year contract			July 31, 2021	Signed F Corey Perry to a two-year contract
							Acquired future considerations from Vancouver in exchange for G Spencer Martin

Oct. 22, 2021	Claimed F Alex-Barre Boulet off waivers from the Seattle Kraken
Dec. 7, 2021	Claimed F Riley Nash off waivers from the Winnipeg Jets
Dec. 10, 2021	Signed D Roman Schmidt to a three-year, entry-level contract
Feb. 1, 2022	Acquired F Anthony Richard from the Nashville Predators in exchange for F Jimmy Huntington
Feb. 1, 2022	Acquired F Tye Felhaber from the Dallas Stars in exchange for F Alexei LipaNov
Feb. 19, 2022	Claimed F Gemel Smith off waivers from the Detroit Red Wings
Mar. 1, 2022	Signed F Bennett MacArthur to a three-year, entry-level contract
Mar. 16, 2022	Signed D Declan Carlie to a two-year, entry-level contract
Mar. 18, 2022	Acquired F Brandon Hagel, a 2022 fourth-round draft pick and a 2024 fourth-round draft pick from the Chicago Blackhawks in exchange for F Taylor Raddysh, F Boris Katchouk, a 2023 first-round draft pick and a 2024 first-round draft pick
Mar. 20, 2022	Acquired F Nicholas Paul from the Ottawa Senators in exchange for F Mathieu JoSeph and a 2024 fourth-round draft pick
Mar. 20, 2022	Signed F Ilya Usau to a three-year, entry-level contract
Mar. 21, 2022	Acquired G Alexei Melnichuk from the Seattle Kraken in exchange for F Antoine Morand
Mar. 21, 2022	Acquired F Riley Nash from the Arizona Coyotes in exchange for future considerations
Mar. 31, 2022	Signed D Nick Perbix to a one-year, entry-level contract
May 21, 2022	Signed F Jaydon Dureau to a three-year, entry-level contract
July 3, 2022	Acquired D Philippe Myers and F Grant Mismash from the Nashville Predators in exchange for D Ryan McDonagh
July 13, 2022	Signed D Ian Cole to a one-year contract
July 13, 2022	Signed F Vladislav Namestnikov to a one-year contract
July 13, 2022	Signed F Felix Robert to a two-year, entry-level contract
July 13, 2022	Signed D Haydn Fleury to a two-year contract
July 21, 2022	Signed F Lucas Edmonds to a three-year, entry-level contract
July 25, 2022	Signed D Trevor Carrick to a one-year, two-way contract

Oct. 9, 2022	Signed F P.C. Labrie to a one-year, two-way contract
Nov. 12, 2022	Claimed F Rudolfs Balcers off waivers from the Florida Panthers
Feb. 26, 2023	Acquired F Tanner Jeannot from the Nashville Predators in exchange for D Cal Foote, a 2025 first-round draft pick, a 2024 second-round draft pick and third-, fourth- and fifth-round draft picks in 2023
Mar. 1, 2023	Acquired F Michael Eyssimont from the San Jose Sharks in exchange for F Vladislav Namestnikov
Mar. 21, 2023	Signed D Max Crozier to a two-year, entry-level contract
May 1, 2023	Signed F Maxim Groshev to a three-year, entry-level contract
May 10, 2023	Signed G Matt Tomkins to a two-year, two-way contract
June 5, 2023	Signed F Walteri Merela to a one-year, two-way contract
June 5, 2023	Signed D Emil Martinens Lilleberg to a two-year, two-way contract
June 28, 2023	Acquired a 2023 second-round draft pick from the Colorado Avalanche In exchange for F Ross Colton
June 29, 2023	Acquired a 2024 seventh-round draft pick from the Chicago Blackhawks In exchange for F Corey Perry
June 29, 2023	Acquired a 2023 fourth-round draft pick from the Nashville Predators In exchange for a 2024 fourth-round draft pick
July 1, 2023	Signed F Conor Sheary to a three-year contract
July 1, 2023	Signed F Josh Archibald to a two-year contract
July 1, 2023	Signed F Luke Glendening to a two-year contract
July 1, 2023	Signed G Jonas Johansson to a two-year contract
July 1, 2023	Signed F Mitchell Chaffee to a one-year, two-way contract
July 2, 2023	Signed D Calvin de Haan to a one-year contract
July 2, 2023	Acquired a 2024 seventh-round draft pick from the Minnesota Wild In exchange for F Pat Maroon and F Maxim Cajkovic

ALL-TIME SKATER REGISTER

DMITRY AFANASENKOV					LEFT WING #37, 29					KEITH AULIE					DEFENSE					#3 SEAN BERGENHEIM					LEFT WING					#10														
YEAR	GP	G	A	TP	PIM	YEAR	GP	G	A	TP	PIM	YEAR	GP	G	A	TP	PIM	YEAR	GP	G	A	TP	PIM	YEAR	GP	G	A	TP	PIM															
2000-01	9	1	1	2	4	2011-12	19	0	1	1	13	2010-11	80	14	15	29	56	2010-11	80	14	15	29	56	2010-11	80	14	15	29	56															
2001-02	5	0	0	0	0	2012-13	45	2	5	7	60	PLAYOFFS	GP	G	A	TP	PIM	2010-11	80	14	15	29	56	2010-11	80	14	15	29	56															
2003-04	71	6	10	16	12	2013-14	15	0	1	1	9	2010-11	16	9	2	11	8	2010-11	16	9	2	11	8	2010-11	16	9	2	11	8															
2005-06	68	9	6	15	16	TOTALS	79	2	7	9	82	Signed as a free agent on August 17, 2010; Became a free agent on July 1, 2011																																
2006-07	33	3	3	6	8	PLAYOFFS	GP	G	A	TP	PIM																																	
TOTALS	186	19	20	39	40	2013-14	1	0	0	0	0																																	
PLAYOFFS	GP	G	A	TP	PIM	Acquired from Toronto for RW Carter Ashton on 6 February 27, 2012; Became a free agent on July 2, 2014															MARC-ANDRE BERGERON					DEFENSE					#47													
2003-04	23	1	2	3	2																YEAR	GP	G	A	TP	PIM																		
2005-06	5	0	1	1	2																2010-11	23	2	6	8	6																		
TOTALS	28	1	3	4	8																2011-12	43	4	20	24	20																		
Selected in the third round, 72nd overall, at the 1998 NHL Entry Draft; Claimed off waivers by Philadelphia on December 30, 2006																														2012-13					12	1	4	5	4					
Selected in the first round, eighth overall, at the 2000 NHL Entry Draft; Traded to Chicago for LW Karl Stewart and a 2008 sixth-round draft pick (D Luke Witkowski) on February 27, 2007																														TOTALS					78	7	30	37	32					
Selected in the first round, eighth overall, at the 2000 NHL Entry Draft; Traded to Chicago for LW Karl Stewart and a 2008 sixth-round draft pick (D Luke Witkowski) on February 27, 2007																														PLAYOFFS					GP	G	A	TP	PIM					
Selected in the first round, eighth overall, at the 2000 NHL Entry Draft; Traded to Chicago for LW Karl Stewart and a 2008 sixth-round draft pick (D Luke Witkowski) on February 27, 2007																														2010-11					14	2	1	3	9					
Selected in the first round, eighth overall, at the 2000 NHL Entry Draft; Traded to Chicago for LW Karl Stewart and a 2008 sixth-round draft pick (D Luke Witkowski) on February 27, 2007																														2010-11					14	2	1	3	9					
Selected in the first round, eighth overall, at the 2000 NHL Entry Draft; Traded to Chicago for LW Karl Stewart and a 2008 sixth-round draft pick (D Luke Witkowski) on February 27, 2007																														2010-11					14	2	1	3	9					
Selected in the first round, eighth overall, at the 2000 NHL Entry Draft; Traded to Chicago for LW Karl Stewart and a 2008 sixth-round draft pick (D Luke Witkowski) on February 27, 2007																														2010-11					14	2	1	3	9					
Selected in the first round, eighth overall, at the 2000 NHL Entry Draft; Traded to Chicago for LW Karl Stewart and a 2008 sixth-round draft pick (D Luke Witkowski) on February 27, 2007																														2010-11					14	2	1	3	9					
Selected in the first round, eighth overall, at the 2000 NHL Entry Draft; Traded to Chicago for LW Karl Stewart and a 2008 sixth-round draft pick (D Luke Witkowski) on February 27, 2007																														2010-11					14	2	1	3	9					
Selected in the first round, eighth overall, at the 2000 NHL Entry Draft; Traded to Chicago for LW Karl Stewart and a 2008 sixth-round draft pick (D Luke Witkowski) on February 27, 2007																														2010-11					14	2	1	3	9					
Selected in the first round, eighth overall, at the 2000 NHL Entry Draft; Traded to Chicago for LW Karl Stewart and a 2008 sixth-round draft pick (D Luke Witkowski) on February 27, 2007																														2010-11					14	2	1	3	9					
Selected in the first round, eighth overall, at the 2000 NHL Entry Draft; Traded to Chicago for LW Karl Stewart and a 2008 sixth-round draft pick (D Luke Witkowski) on February 27, 2007																														2010-11					14	2	1	3	9					
Selected in the first round, eighth overall, at the 2000 NHL Entry Draft; Traded to Chicago for LW Karl Stewart and a 2008 sixth-round draft pick (D Luke Witkowski) on February 27, 2007																														2010-11					14	2	1	3	9					
Selected in the first round, eighth overall, at the 2000 NHL Entry Draft; Traded to Chicago for LW Karl Stewart and a 2008 sixth-round draft pick (D Luke Witkowski) on February 27, 2007																														2010-11					14	2	1	3	9					
Selected in the first round, eighth overall, at the 2000 NHL Entry Draft; Traded to Chicago for LW Karl Stewart and a 2008 sixth-round draft pick (D Luke Witkowski) on February 27, 2007																														2010-11					14	2	1	3	9					
Selected in the first round, eighth overall, at the 2000 NHL Entry Draft; Traded to Chicago for LW Karl Stewart and a 2008 sixth-round draft pick (D Luke Witkowski) on February 27, 2007																														2010-11					14	2	1	3	9					
Selected in the first round, eighth overall, at the 2000 NHL Entry Draft; Traded to Chicago for LW Karl Stewart and a 2008 sixth-round draft pick (D Luke Witkowski) on February 27, 2007																														2010-11					14	2	1	3	9					
Selected in the first round, eighth overall, at the 2000 NHL Entry Draft; Traded to Chicago for LW Karl Stewart and a 2008 sixth-round draft pick (D Luke Witkowski) on February 27, 2007																														2010-11					14	2	1	3	9					
Selected in the first round, eighth overall, at the 2000 NHL Entry Draft; Traded to Chicago for LW Karl Stewart and a 2008 sixth-round draft pick (D Luke Witkowski) on February 27, 2007																														2010-11					14	2	1	3	9					
Selected in the first round, eighth overall, at the 2000 NHL Entry Draft; Traded to Chicago for LW Karl Stewart and a 2008 sixth-round draft pick (D Luke Witkowski) on February 27, 2007																														2010-11					14	2	1	3	9					
Selected in the first round, eighth overall, at the 2000 NHL Entry Draft; Traded to Chicago for LW Karl Stewart and a 2008 sixth-round draft pick (D Luke Witkowski) on February 27, 2007																														2010-11					14	2	1	3	9					
Selected in the first round, eighth overall, at the 2000 NHL Entry Draft; Traded to Chicago for LW Karl Stewart and a 2008 sixth-round draft pick (D Luke Witkowski) on February 27, 2007																														2010-11					14	2	1	3	9					
Selected in the first round, eighth overall, at the 2000 NHL Entry Draft; Traded to Chicago for LW Karl Stewart and a 2008 sixth-round draft pick (D Luke Witkowski) on February 27, 2007																														2010-11					14	2	1	3	9					
Selected in the first round, eighth overall, at the 2000 NHL Entry Draft; Traded to Chicago for LW Karl Stewart and a 2008 sixth-round draft pick (D Luke Witkowski) on February 27, 2007																														2010-11					14	2	1	3	9					
Selected in the first round, eighth overall, at the 2000 NHL Entry Draft; Traded to Chicago for LW Karl Stewart and a 2008 sixth-round draft pick (D Luke Witkowski) on February 27, 2007																														2010-11					14	2	1	3	9					
Selected in the first round, eighth overall, at the 2000 NHL Entry Draft; Traded to Chicago for LW Karl Stewart and a 2008 sixth-round draft pick (D Luke Witkowski) on February 27, 2007																														2010-11					14	2	1	3	9					
Selected in the first round, eighth overall, at the 2000 NHL Entry Draft; Traded to Chicago for LW Karl Stewart and a 2008 sixth-round draft pick (D Luke Witkowski) on February 27, 2007																														2010-11					14	2	1	3	9					
Selected in the first round, eighth overall, at the 2000 NHL Entry Draft; Traded to Chicago for LW Karl Stewart and a 2008 sixth-round draft pick (D Luke Witkowski) on February 27, 2007																														2010-11					14	2	1	3	9					
Selected in the first round, eighth overall, at the 2000 NHL Entry Draft; Traded to Chicago for LW Karl Stewart and a 2008 sixth-round draft pick (D Luke Witkowski) on February 27, 2007																														2010-11					14	2	1	3	9					
Selected in the first round, eighth overall, at the 2000 NHL Entry Draft; Traded to Chicago for LW Karl Stewart and a 2008 sixth-round draft pick (D Luke Witkowski) on February 27, 2007																														2010-11					14	2	1	3	9					
Selected in the first round, eighth overall, at the 2000 NHL Entry Draft; Traded to Chicago for LW Karl Stewart and a 2008 sixth-round draft pick (D Luke Witkowski) on February 27, 2007																														2010-11					14	2	1	3	9					
Selected in the first round, eighth overall, at the 2000 NHL Entry Draft; Traded to Chicago for LW Karl Stewart and a 2008 sixth-round draft pick (D Luke Witkowski) on February 27, 2007																														2010-11					14	2	1	3	9					
Selected in the first round, eighth overall, at the 2000 NHL Entry Draft; Traded to Chicago for LW Karl Stewart and a 2008 sixth-round draft pick (D Luke Witkowski) on February 27, 2007																														2010-11					14	2	1	3	9					
Selected in the first round, eighth overall, at the 2000 NHL Entry Draft; Traded to Chicago for LW Karl Stewart and a 2008 sixth-round draft pick (D Luke Witkowski) on February 27, 2007																														2010-11					14	2	1	3	9					
Selected in the first round, eighth overall, at the 2000 NHL Entry Draft; Traded to Chicago for LW Karl Stewart and a 2008 sixth-round draft pick (D Luke Witkowski) on February 27, 2007																														2010-11					14	2	1	3	9					
Selected in the first round, eighth overall, at the 2000 NHL Entry Draft; Traded to Chicago for LW Karl Stewart and a 2008 sixth-round draft pick (D Luke Witkowski) on February 27, 2007																														2010-11					14	2	1	3	9					
Selected in the first round, eighth overall, at the 2000 NHL Entry Draft; Traded to Chicago for LW Karl Stewart and a 2008 sixth-round draft pick (D Luke Witkowski) on February 27, 2007																														2010-11					14	2	1	3	9					
Selected in the first round, eighth overall, at the 2000 NHL Entry Draft; Traded to Chicago for LW Karl Stewart and a 2008 sixth-round draft pick (D Luke Witkowski) on February 27, 2007																														2010-11					14	2	1	3	9					
Selected in the first round, eighth overall, at the 2000 NHL Entry Draft; Traded to Chicago for LW Karl Stewart and a 2008 sixth-round draft pick (D Luke Witkowski) on February 27, 2007																														2010-11					14	2	1	3	9					
Selected in the first round, eighth overall, at the 2000 NHL Entry Draft; Traded to Chicago for LW Karl Stewart and a 2008 sixth-round draft pick (D Luke Witkowski) on February 27, 2007																														2010-11					14	2	1	3	9					
Selected in the first round, eighth overall, at the 2000 NHL Entry Draft; Traded to Chicago for LW Karl Stewart and a 2008 sixth-round draft pick (D Luke Witkowski) on February 27, 2007																														2010-11					14	2	1	3	9					
Selected in the first round, eighth overall, at the 2000 NHL Entry Draft; Traded to Chicago for LW Karl Stewart and a 2008 sixth-round draft pick (D Luke Witkowski) on February 27, 2007																														2010-11					14	2	1	3	9					
Selected in the first round, eighth overall, at the 2000 NHL Entry Draft; Traded to Chicago for LW Karl Stewart and a 2008 sixth-round draft pick (D Luke Witkowski) on February 27, 2007																														2010-11					14	2	1	3	9					
Selected in the first round, eighth overall, at the 2000 NHL Entry Draft; Traded to Chicago for LW Karl Stewart and a 2008 sixth-round draft pick (D Luke Witkowski) on February 27, 2007																														2010-11					14	2	1	3	9					
Selected in the first round, eighth overall, at the 2000 NHL Entry Draft; Traded to Chicago for LW Karl Stewart and a 2008 sixth-round draft pick (D Luke Witkowski) on February 27, 2007																														2010-11					14	2	1	3	9					
Selected in the first round, eighth overall, at the 2000 NHL Entry Draft; Traded to Chicago for LW Karl Stewart and a 2008 sixth-round draft pick (D Luke Witkowski) on February 27, 2007																														2010-11					14	2	1	3	9					
Selected in the first round, eighth overall, at the 2000 NHL Entry Draft; Traded to Chicago for LW Karl Stewart and a 2008 sixth-round draft pick (D Luke Witkowski) on February 27, 2007																														2010-11					14	2	1	3	9					
Selected in the first round, eighth overall, at the 2000 NHL Entry Draft; Traded to Chicago for LW Karl Stewart and a 2008 sixth-round draft pick (D Luke Witkowski) on February 27, 2007																														2010-11					14	2	1	3	9					
Selected in the first round, eighth overall, at the 2000 NHL Entry Draft; Traded to Chicago for LW Karl Stewart and a 2008 sixth-round draft pick (D Luke Witkowski) on February 27, 2007																														2010-11					14	2	1	3	9					
Selected in the first round, eighth overall, at the 2000 NHL Entry Draft; Traded to Chicago for LW Karl Stewart and a 2008 sixth-round draft pick (D Luke Witkowski) on February 27, 2007																														2010-11					14	2	1	3	9					
Selected in the first round, eighth overall, at the 2000 NHL Entry Draft; Traded to Chicago for LW Karl Stewart and a 2008 sixth-round draft pick (D Luke Witkowski) on February 27, 2007																														2010-11					14	2	1	3	9					
Selected in the first round, eighth overall, at the 2000 NHL Entry Draft; Traded to Chicago for LW Karl Stewart and a 2008 sixth-round draft pick (D Luke Witkowski) on February 27, 2007																														2010-11					14	2	1	3	9					
Selected in the first round, eighth overall, at the 2000 NHL Entry Draft; Traded to Chicago for LW Karl Stewart and a 2008 sixth-round draft pick (D Luke Witkowski) on February 27, 2007																														2010-11					14	2	1	3	9					
Selected in the first round, eighth overall, at the 2000 NHL Entry Draft; Traded to Chicago for LW Karl Stewart and a 2008 sixth-round draft pick (D Luke Witkowski) on February 27, 2007																														2010-11					14	2	1	3	9					
Selected in the first round, eighth overall, at the 2000 NHL Entry Draft; Traded to Chicago for LW Karl Stewart and a 2008 sixth-round draft pick (D Luke Witkowski) on February 27, 2007																														2010-11					14	2	1	3	9					
Selected in the first round, eighth overall, at the 2000 NHL Entry Draft; Traded to Chicago for LW Karl Stewart and a 2008 sixth-round draft pick (D Luke Witkowski) on February 27, 2007																														2010-11					14	2	1	3	9					
Selected in the first round, eighth overall, at the 2000 NHL Entry Draft; Traded to Chicago for LW Karl Stewart and a 2008 sixth-round draft pick (D Luke Witkowski) on February 27, 2007																														2010-11					14	2	1	3	9					
Selected in the first round, eighth overall, at the 2000 NHL Entry Draft; Traded to Chicago for LW Karl Stewart and a 2008 sixth-round draft pick (D Luke Witkowski) on February 27, 2007																														2010-11					14	2	1	3	9					
Selected in the first round, eighth overall, at the 2000 NHL Entry Draft; Traded to Chicago for LW Karl Stewart and a 2008 sixth-round draft pick (D Luke Witkowski) on February 27, 2007																														2010-11					14	2	1	3	9					
Selected in the first round, eighth overall, at the 2000 NHL Entry Draft; Traded to Chicago for LW Karl Stewart and a 2008 sixth-round draft pick (D Luke Witkowski) on February 27, 2007																														2010-11					14	2	1	3	9					
Selected in the first round, eighth overall, at the 2000 NHL Entry Draft; Traded to Chicago for LW Karl Stewart and a 2008 sixth-round draft pick (D Luke Witkowski) on February 27, 2007																														2010-11					14	2	1	3	9					
Selected in the first round, eighth overall, at the 2000 NHL Entry Draft; Traded to Chicago for LW Karl Stewart and a 2008 sixth-round draft pick (D Luke Witkowski) on February 27, 2007																														2010-11					14	2	1	3	9					
Selected in the first round, eighth overall, at the 2000 NHL Entry Draft; Traded to Chicago for LW Karl Stewart and a 2008 sixth-round draft pick (D Luke Witkowski) on February 27, 2007																														2010-11					14	2	1	3	9					
Selected in the first round, eighth overall, at the 2000 NHL Entry Draft; Traded to Chicago for LW Karl Stewart and a 2008 sixth-round draft pick (D Luke Witkowski) on February 27, 2007																														2010-11					14	2	1	3	9					
Selected in the first round, eighth overall, at the 2000 NHL Entry Draft; Traded to Chicago for LW Karl Stewart and a 2008 sixth-round draft pick (D Luke Witkowski) on February 27, 2007																														2010-11					14	2	1	3	9					
Selected in the first round, eighth overall, at the 2000 NHL Entry Draft; Traded to Chicago for LW Karl Stewart and a 2008 sixth-round draft pick (D Luke Witkowski) on February 27, 2007																														2010-11					14	2	1	3	9					
Selected in the first round, eighth overall, at the 2000 NHL Entry Draft; Traded to Chicago for LW Karl Stewart and a 2008 sixth-round draft pick (D Luke Witkowski) on February 27, 2007																														2010-11					14	2	1	3	9					
Selected in the first round, eighth overall, at the 2000 NHL Entry Draft; Traded to Chicago for LW Karl Stewart and a 2008 sixth-round draft pick (D Luke Witkowski) on February 27, 2007																														2010-11					14	2	1	3	9					
Selected in the first round, eighth overall, at the 2000 NHL Entry Draft; Traded to Chicago for LW Karl Stewart and a 2008 sixth-round draft pick (D Luke Witkowski) on February 27, 2007																														2010-11					14	2	1	3	9					
Selected in the first round, eighth overall, at the 2000 NHL Entry Draft; Traded to Chicago for LW Karl Stewart and a 2008 sixth-round draft pick (D Luke Witkowski) on February 27, 2007																														2010-11					14	2	1	3	9					
Selected in the first round, eighth overall, at the 2000 NHL Entry Draft; Traded to Chicago for LW Karl Stewart and a 2008 sixth-round draft pick (D Luke Witkowski) on February 27, 2007																														2010-11					14	2	1	3	9					
Selected in the first round, eighth overall, at the 2000 NHL Entry Draft; Traded to Chicago for LW Karl Stewart and a 2008 sixth-round draft pick (D Luke Witkowski) on February 27, 2007																														2010-11					14	2	1	3	9					
Selected in the first round, eighth overall, at the 2000 NHL Entry Draft; Traded to Chicago for LW Karl Stewart and a 2008 sixth-round draft pick (D Luke Witkowski) on February 27, 2007																														2010-11					14	2	1	3	9					
Selected in the first round, eighth overall, at the 2000 NHL Entry Draft; Traded to Chicago for LW Karl Stewart and a 2008 sixth-round draft pick (D Luke Witkowski) on February 27, 2007																														2010-11					14	2	1	3	9					
Selected in the first round, eighth overall, at the 2000 NHL Entry Draft; Traded to Chicago for LW Karl Stewart and a 2008 sixth-round draft pick (D Luke Witkowski) on February 27, 2007																														2010-11					14	2	1	3	9					
Selected in the first round, eighth overall, at the 2000 NHL Entry Draft; Traded to Chicago for LW Karl Stewart and a 2008 sixth-round draft pick (D Luke Witkowski) on February 27, 2007																														2010-11					14	2	1	3	9					
Selected in the first round, eighth overall, at the 2000 NHL Entry Draft; Traded to Chicago for LW Karl Stewart and a 2008 sixth-round draft pick (D Luke Witkowski) on February 27, 2007																														2010-11					14	2	1	3	9					
Selected in the first round, eighth overall, at the 2000 NHL Entry Draft; Traded to Chicago for LW Karl Stewart and a 2008 sixth-round draft pick (D Luke Witkowski) on February 27, 2007																														2010-11					14	2	1	3	9					
Selected in the first round, eighth overall, at the 2000 NHL Entry Draft; Traded to Chicago for LW Karl Stewart and a 2008 sixth-round draft pick (D Luke Witkowski) on February 27, 2007																														2010-11					14	2	1	3	9					
Selected in the first round, eighth overall, at the 2000 NHL Entry Draft; Traded to Chicago for LW Karl Stewart and a 2008 sixth-round draft pick (D Luke Witkowski) on February 27, 2007																														2010-11					14	2	1	3	9					
Selected in the first round, eighth overall, at the 2000 NHL Entry Draft; Traded to Chicago for LW Karl Stewart and a 2008 sixth-round draft pick (D Luke Witkowski) on February 27, 2007																														2010-11					14	2	1	3	9					
Selected in the first round, eighth overall, at the 2000 NHL Entry Draft; Traded to Chicago for LW Karl Stewart and a 2008 sixth-round draft pick (D Luke Witkowski) on February 27, 2007																														2010-11					14	2	1	3	9					
Selected in the first round, eighth overall, at the 2000 NHL Entry Draft; Traded to Chicago for LW Karl Stewart and a 2008 sixth-round draft pick (D Luke Witkowski) on February 27, 2007																														2010-11					14	2	1	3	9					
Selected in the first round, eighth overall, at the 2000 NHL Entry Draft; Traded to Chicago for LW Karl Stewart and a 2008 sixth-round draft pick (D Luke Witkowski) on February 27, 2007																														2010-11					14	2	1	3	9					
Selected in the first round, eighth overall, at the 2000 NHL Entry Draft; Traded to Chicago for LW Karl Stewart and a 2008 sixth-round draft pick (D Luke Witkowski) on February 27, 2007																														2010-11					14	2	1	3	9					
Selected in the first round, eighth overall, at the 2000 NHL Entry Draft; Traded to Chicago for LW Karl Stewart and a 2008 sixth-round draft pick (D Luke Witkowski) on February 27, 2007																														2010-11					14	2	1	3	9					
Selected in the first round, eighth overall, at the 2000 NHL Entry Draft; Traded to Chicago for LW Karl Stewart and a 2008 sixth-round draft pick (D Luke Witkowski) on February 27, 2007																														2010-11					14	2	1	3	9					
Selected in the first round, eighth overall, at the 2000 NHL Entry Draft; Traded to Chicago for LW Karl Stewart and a 2008 sixth-round draft pick (D Luke Witkowski) on February 27, 2007																														2010-11					14	2	1	3</						

JASON BONSIGNORE					CENTER	#26, 64	PAUL BROUSSEAU					RIGHT WING	#10				
YEAR	GP	G	A	TP	PIM	YEAR	GP	G	A	TP	PIM						
1997-98	35	2	8	10		2	1996-97	6	0	0	0	0					
1998-99	23	0	3	3		8	1997-98	11	0	2	2	2					
TOTALS	58	2	11	13	10	TOTALS	17	0	2	2	2						
Acquired from Edmonton, with D Bryan Marchment and C Steve Kelly, for D Roman Hamrik and the rights to C Paul Cormie on December 30, 1997; Became a free agent on June 30, 1999						Signed as a free agent on September 10, 1996; Selected by Nashville in the 1998 NHL Expansion Draft											
ANDREAS BORGMAN					DEFENSE	#5	J.T. BROWN					RIGHT WING	#49, 19, 23				
YEAR	GP	G	A	TP	PIM	YEAR	GP	G	A	TP	PIM						
2020-21	7	0	2	2		2011-12	5	0	1	1	1						
Signed as a free agent on October 9, 2020; Became a free agent on July 28, 2021						2013-14	63	4	15	19	0						
						2014-15	52	3	6	9	30						
						2015-16	78	8	14	22	5						
						2016-17	64	3	3	6	7						
						2017-18	24	1	3	4	1						
						TOTALS	286	19	42	61	18						
JOSEF BOUMEDIENNE					DEFENSE	#55	MARC BUREAU					CENTER	#28				
YEAR	GP	G	A	TP	PIM	YEAR	GP	G	A	TP	PIM						
2001-02	3	0	0	0		2012-12	5	0	1	1	0						
Acquired from New Jersey, with D Sascha Goc and the rights to LW Antun But, for D Andrei Zyzuin on November 9, 2001; Traded to Ottawa for a 2002 seventh-round draft pick (G Fredrik Norrena) on June 23, 2002						2013-14	75	8	7	15	30						
						2014-15	24	1	1	2	0						
						2015-16	9	0	2	2	2						
						TOTALS	37	1	5	6	3						
						Signed as a free agent on March 28, 2012; Claimed off waivers by Anaheim on January 14, 2015											
MICHAEL BOURNIVAL					LEFT WING	#15	SHAWN BURR					LEFT WING	#11				
YEAR	GP	G	A	TP	PIM	YEAR	GP	G	A	TP	PIM						
2016-17	19	2	1	3		2	1992-93	63	10	21	31	111					
2017-18	5	0	0	0		2	1993-94	75	8	7	15	30					
TOTALS	24	2	1	3	2	TOTALS	186	20	12	40	171						
Signed as a free agent on July 1, 2016; Retired June 16, 2019						Claimed off waivers from Minnesota on October 16, 1992; Traded to Montreal for LW Brian Bellows on June 30, 1995											
BRIAN BOYLE					CENTER	#11	VIACHESLAV BUTSAYEV					CENTER	#29				
YEAR	GP	G	A	TP	PIM	YEAR	GP	G	A	TP	PIM						
2014-15	82	15	9	24		2015-16	63	10	21	31	111						
2015-16	76	13	7	20		2016-17	81	13	15	28	119						
2016-17	54	13	9	22		2017-18	74	14	21	35	106						
TOTALS	212	41	25	66	48	TOTALS	199	40	2	2	0						
PLAYOFFS					G	A	TP	PIM	PLAYOFFS					G	A	TP	PIM
2014-15	25	1	1	2		2015-16	25	1	1	2		2018-19	4	0	2	2	8
2015-16	7	0	0	5		2016-17	6	0	2	2		2019-20	25	0	4	10	12
TOTALS	42	6	1	7	30	TOTALS	159	27	38	65	225	TOTALS	296	18	57	16	53
Signed as a free agent on July 1, 2014; Traded to Toronto for F Byron Froese and a conditional 2017 second-round draft pick (F Alexander Volkov) on Feb. 27, 2017						Acquired from Detroit, with a 1996 third-round draft pick (traded to Boston), for D Marc Bergevin and RW Ben Hankinson on August 17, 1995; Traded to San Jose for a 1997 fifth-round draft pick (D Mark Thompson) on June 21, 1997; Acquired from San Jose, with D Andrei Zyzuin, D Bill Houlder, and C Steve Guolla, for RW Niklas Sundstrom and a 2000 third-round draft pick on August 4, 1999; Contract bought out on July 1, 2000											
DAN BOYLE					DEFENSE	#29, 22	RYAN CRAIG					CENTER	#34				
YEAR	GP	G	A	TP	PIM	YEAR	GP	G	A	TP	PIM						
2001-02	41	5	15	20		2006-07	6	0	0	0	12						
2002-03	77	13	40	53		2007-08	38	4	21	25	28						
2003-04	78	9	30	39		2008-09	54	2	4	6	60						
2005-06	79	15	38	53		2009-10	3	0	0	0	5						
2006-07	82	20	43	63		2010-11	7										
2007-08	37	4	21	25		2011-12	11	0	7	7	16						
TOTALS	394	66	187	253	288	TOTALS	187	263	187	263	288						
PLAYOFFS					G	A	TP	PIM	PLAYOFFS					G	A	TP	PIM
2002-03	11	0	7	7		2003-04	23	2	8	10		2006-07	6	0	0	0	12
2003-04	23	2	8	10		2004-05	1	3	4			2007-08	6	0	0	0	12
2005-06	5	1	3	4		2006-07	6	0	1	1		2008-09	54	2	4	6	60
2006-07	6	0	1	1		2007-08	38	4	21	25		2009-10	3	0	0	0	5
TOTALS	45	3	19	22	30	TOTALS	159	27	38	65	225	TOTALS	296	18	57	16	53
Acquired from Florida for a 2003 fifth-round draft pick on January 7, 2002; Traded to San Jose, with D Brad Lukowich, for D Matt Carle, D Ty Wishart, a 2009 first-round draft pick (traded to Ottawa), and a 2010 fourth-round draft pick (C James Mullin) on July 4, 2008						Acquired from Detroit, with a 1996 third-round draft pick (traded to Boston), for D Marc Bergevin and RW Ben Hankinson on August 17, 1995; Traded to San Jose for a 1997 fifth-round draft pick (D Mark Thompson) on June 21, 1997; Acquired from San Jose, with D Andrei Zyzuin, D Bill Houlder, and C Steve Guolla, for RW Niklas Sundstrom and a 2000 third-round draft pick on August 4, 1999; Contract bought out on July 1, 2000											
BRIAN BRADLEY					CENTER	#19	RYAN CRAIG					CENTER	#34				
YEAR	GP	G	A	TP	PIM	YEAR	GP	G	A	TP	PIM						
1992-93	80	42	44	86		2006-07	6	0	0	0	12						
1993-94	78	24	40	64		2007-08	38	4	21	25	28						
1994-95	46	13	27	40		2008-09	54	2	4	6	60						
1995-96	75	23	56	79		2009-10	3	0	0	0	5						
1996-97	35	7	17	24		2010-11	7										
1997-98	14	2	5	7		2011-12	11	0	7	7	16						
TOTALS	328	111	189	300	289	TOTALS	187	263	187	263	288						
PLAYOFFS					G	A	TP	PIM	PLAYOFFS					G	A	TP	PIM
1995-96	5	0	3	3		2014-15	25	2	6	8		2006-07	6	0	0	0	12
Selected from Toronto in the 1992 NHL Expansion Draft; Became a free agent on June 30, 1999						Acquired from Detroit, with a 1996 third-round draft pick (traded to Boston), for D Marc Bergevin and RW Ben Hankinson on August 17, 1995; Traded to San Jose for a 1997 fifth-round draft pick (D Mark Thompson) on June 21, 1997; Acquired from San Jose, with D Andrei Zyzuin, D Bill Houlder, and C Steve Guolla, for RW Niklas Sundstrom and a 2000 third-round draft pick on August 4, 1999; Contract bought out on July 1, 2000											
ERIC BREWER					DEFENSE	#2	JOCK CALLANDER					CENTER	#12				
YEAR	GP	G	A	TP	PIM	YEAR	GP	G	A	TP	PIM						
2010-11	22	1	1	2		1992-93	8	1	1	2							
2011-12	82	1	20	21		1993-94	78	24	40	64							
2012-13	48	4	8	12		2014-15	25	2	6	8							
2013-14	77	4	13	17		2015-16	16	2	2	4							
2014-15	17	0	4	4		2016-17	81	13	15	28							
TOTALS	246	10	46	56	178	TOTALS	307	54	78	132	161						
PLAYOFFS					G	A	TP	PIM	PLAYOFFS					G	A	TP	PIM
2010-11	18	1	6	7		2011-12	48										

JASSEN CULLIMORE	DEFENSE	#27, 5	STEVE DOWNIE	RIGHT WING	#9
YEAR	GP	G	A	TP	PIM
1997-98	25	1	2	3	22
1998-99	78	5	12	17	81
1999-00	46	1	1	2	10
2000-01	74	1	6	7	80
2001-02	78	4	9	13	58
2002-03	28	1	3	4	31
2003-04	79	2	5	7	58
TOTALS	408	15	38	53	396
PLAYOFFS	GP	G	A	TP	PIM
2002-03	11	1	1	2	4
2003-04	11	0	2	2	6
TOTALS	22	1	3	4	10

Claimed off waivers from Montreal on January 22, 1998; Became a free agent on July 1, 2004

JIM CUMMINS			RIGHT WING		#12
27					
YEAR	GP	G	A	TP	PIM
1993-94	4	0	0	0	1
1994-95	10	1	0	1	4
TOTALS	14	1	0	1	5

Acquired from Philadelphia, with a 1995 fourth-round draft pick (traded to Philadelphia), for RW Rob DiMaio on March 18, 1994; Traded to Chicago, with D Tim Tilley and D Jeff Buchanan, for LW Paul Ysebaert and RW Rich Sutter on February 22, 1995

ALEXANDRE DAIGLE			RIGHT WING		#21
YEAR	GP	G	A	TP	PIM
1998-99	32	6	6	12	2
Acquired from Edmonton for LW Alexander Selivanov on January 29, 1999; Traded to NY Rangers for future considerations on October 3, 1999					

MATHIEU DARCHÉ			LEFT WING		#21
YEAR	GP	G	A	TP	PIM
2007-08	73	7	15	22	20
Signed as a free agent on July 2, 2007; Became a free agent on July 1, 2008					

SEAN DAY			DEFENSE		#7
YEAR	GP	G	A	TP	PIM
2021-22	2	0	0	0	
Signed as a free agent on July 17, 2020					

LOUIE DEBRUSK			LEFT WING		#36
YEAR	GP	G	A	TP	PIM
1997-98	54	1	2	3	166
Signed as a free agent on September 23, 1997; Traded to Phoenix, with a 1998 fifth-round draft pick, for C Craig Janney on June 11, 1998					

XAVIER DELISLE			CENTER		#4
YEAR	GP	G	A	TP	PIM
1998-99	2	0	0	0	
Selected in the sixth round, 157th overall, at the 1996 NHL Entry Draft; Became a free agent on July 1, 2000					

ROB DIMAIO			RIGHT WING		#18
YEAR	GP	G	A	TP	PIM
1992-93	54	9	15	24	62
1993-94	39	8	7	15	40
2005-06	61	4	13	17	30
TOTALS	154	21	35	56	132
PLAYOFFS	GP	G	A	TP	PIM
2005-06	2	0	0	0	0

Selected from NY Islanders in the 1992 NHL Expansion Draft; Traded to Philadelphia for RW Jim Cummins and a 1995 fourth-round draft pick (traded to Philadelphia) on March 18, 1994; Signed as a free agent on August 9, 2005; Became a free agent on July 1, 2007

CHRIS DINGMAN			LEFT WING		#
YEAR	GP	G	A	TP	PIM
2001-02	14	0	4	4	103
2002-03	51	2	1	3	74
2003-04	74	1	5	6	140
2005-06	34	0	1	1	22
TOTALS	173	3	11	14	350
PLAYOFFS	GP	G	A	TP	PIM
2002-03	11	1	0	1	4
2003-04	23	1	1	2	63
2005-06	3	0	0	0	19
TOTALS	37	2	1	3	86

Acquired from Carolina, with RW Shane Willis, for G Kevin Weekes on March 5, 2002; Became a free agent on July 1, 2006

JAKE DOTCHIN			DEFENSE		#5
YEAR	GP	G	A	TP	PIM
2016-17	35	0	11	11	3
2017-18	48	3	8	11	3
TOTALS	83	3	19	22	7
Selected in the sixth round, 161st overall, at the 2012 NHL Entry Draft; Contract terminated September 15, 2018					

JONATHAN DROUIN			LEFT WING		#27
YEAR	GP	G	A	TP	PIM
2014-15	70	4	28	32	34
2015-16	21	4	6	10	4
2016-17	73	21	32	53	13
TOTALS	164	29	66	95	54
PLAYOFFS	GP	G	A	TP	PIM
2014-15	6	0	0	0	2
2015-16	17	5	9	14	14
TOTALS	23	5	9	14	16

Selected in the first round, third overall, at the 2013 NHL Entry Draft; Traded to Montreal, with a 2018 conditional sixth-round draft pick, for D Mikhail Sergachev and a conditional 2018 second-round draft pick

STAN DRULIA		RIGHT WING			#20, 27
YEAR	GP	G	A	TP	PIM
1992-93	24	2	1	3	10
1999-00	68	11	22	33	24
2000-01	34	2	4	6	18
TOTALS	126	15	27	42	52
Signed as a free agent on September 1, 1992; Contract bought out on July 1, 1994; Signed as a free agent on September 29, 1999; Became a free agent on July 1 2001					

DONALD DUFRESNE			DEFENSE		#
YEAR	GP	G	A	TP	PIM
1993-94	51	2	6	8	48
Acquired from Montreal on June 20, 1993 to complete March 20, 1993 trade in which D Rob Ramage was traded to Montreal in for D Eric Charron, D Alain Cote, and future considerations; Traded to Los Angeles for a 1994 sixth-round draft pick (RW Daniel Juden) on March 19, 1994					

GABRIEL DUMONT			CENTER		#61, 40
YEAR	GP	G	A	TP	PIM
2016-17	39	2	2	4	29
2017-18	7	0	0	0	4
TOTALS	46	2	2	4	33
Signed as a free agent on July 1, 2016; Claimed off waivers by Ottawa on November 22, 2017; Claimed off waivers from Ottawa on February 21, 2018; Became a free agent July 1, 2019					

GORDIE DWYER			LEFT WING		#34
YEAR	GP	G	A	TP	PIM
1999-00	24	0	1	1	135
2000-01	28	0	1	1	96
2001-02	26	0	2	2	60
TOTALS	78	0	4	4	291
Acquired from Montreal for D Mike McBain on November 26, 1999; Traded to NY Rangers for LW Boyd Kane on October 10, 2002					

KARL DYKHUIS		DEFENSE			#14
YEAR	GP	G	A	TP	PIM
1997-98	78	5	9	14	110
1998-99	33	2	1	3	18
TOTALS	111	7	10	17	128
Acquired from Philadelphia, with RW Mikael Renberg, for a 1998 first-round draft pick, a 1999 first-round draft pick, a 2000 first-round draft pick and a 2001 first-round draft pick on August 20, 1997; Traded to Philadelphia for D Petr Svoboda on December, 28, 1998					

ALLAN EGELAND			CENTER		#25
YEAR	GP	G	A	TP	PIM
1995-96	5	0	0	0	2
1996-97	4	0	0	0	63
1997-98	8	0	0	0	19
TOTALS	17	0	0	0	86
Selected in the third round, 55th overall, at the 1993 NHL Entry Draft; Became a free agent on July 1, 1998					

NILS EKMAN			RIGHT WING		#28
YEAR	GP	G	A	TP	PIM
1999-00	28	2	2	4	36
2000-01	43	9	11	20	44
TOTALS	71	11	13	24	79
Acquired from Calgary, with a 2000 fourth-round draft pick (traded to NY Islanders), for LW Andreas Johansson on November 20, 1999; Traded to NY Rangers, with LW Kyle Freadrich, for C Tim Taylor on June 30, 2001					

PAT ELYNUIK			RIGHT WING		#15
YEAR	GP	G	A	TP	PIM
1993-94	63	12	14	26	64
Acquired from Washington for a 1995 fifth-round draft pick on October 22, 1993; Became a free agent on July 1, 1994					

STEVE EMINGER			DEFENSE		#44
YEAR	GP	G	A	TP	PIM
2008-09	50	4	19	23	36

Acquired from Philadelphia, with RW Steve Downie and a 2009 fourth-round draft pick (LW Alex Hutchings), for D Matt Carle and a 2009 third-round draft pick on November 7, 2008; Traded to Florida for D Noah Welch and a 2009 third-round draft pick (traded to Detroit) on March 4, 2009

ADAM ERNE			LEFT WING		#73
YEAR	GP	G	A	TP	PIM
2016-17	26	3	0	3	11
2017-18	23	3	1	4	11
2018-19	65	7	13	20	40
TOTALS	114	13	14	27	62
PLAYOFFS	GP	G	A	TP	PIM
2018-19	3	0	0	0	2

Selected in the second round, 33rd overall, at the 2013 NHL Entry Draft; Traded to Detroit for a 2020 fourth-round draft pick on August 14, 2019					
MICHAEL EYSSIMONT			CENTER		#23
YEAR	GP	G	A	TP	PIM
2022-23	15	1	1	2	22
PLAYOFFS	GP	G	A	TP	PIM
2022-23	3	1	1	2	0
Acquired from San Jose in exchange for F Vladislav Namestnikov on March 1, 2023					

TODD FEDORUK			LEFT WING		#17
YEAR	GP	G	A	TP	PIM
2009-10	50	3	3	6	54
Acquired from Phoenix, with D David Hale, for RW Radim Vrbata on July 21, 2009; Contract bought out on June 30, 2010					

RUSLAN FEDOTENKO			RIGHT WING			#17
YEAR	GP	G	A	TP	PIM	
2002-03	76	19	13	32	44	
2003-04	77	17	22	39	30	
2005-06	80	26	15	41	44	
2006-07	80	12	20	32	52	
TOTALS	313	74	70	144	170	
PLAYOFFS	GP	G	A	TP	PIM	
2002-03	11	0	1	1	2	
2003-04	22	12	2	14	14	
2005-06	5	0	0	0	20	
2006-07	4	0	0	0	4	
TOTALS	42	12	3	15	40	

Acquired from Philadelphia, with two 2002 second-round draft picks (traded to Dallas and San Jose), from Philadelphia for a 2002 first-round draft pick on June 21, 2002; Became a free agent on July 1, 2007

Acquired from Philadelphia, with two 2002 second-round draft picks (traded to Dallas and San Jose), from Philadelphia for a 2002 first-round draft pick on June 21, 2002; Became a free agent on July 1, 2007

VALTTERI FILPPULA			CENTER		#51
YEAR	GP	G	A	TP	PIM
2013-14	75	25	33	58	20
2014-15	82	12	36	48	24
2015-16	76	8	23	31	46
2016-17	59	7	27	34	24
TOTALS	292	52	119	171	114
PLAYOFFS	GP	G	A	TP	PIM

76 Signed as a free agent on July 5, 2013; Traded to Philadelphia, with a 2017 fourth-round draft pick and a 2017 seventh-round draft pick, for D Mark Streit on March 1, 2017

STEVEN FINN			DEFENSE		#28
YEAR	GP	G	A	TP	PIM
1995-96	16	0	0	0	24
Acquired from Colorado for a 1997 fourth-round draft pick on October 5, 1995; Traded to Los Angeles for D Michel Petit on November 13, 1995					

HAYDN FLEURY			DEFENSE		#7
YEAR	GP	G	A	TP	PIM
2022-23	29	0	1	1	14
PLAYOFFS	GP	G	A	TP	PIM
2022-23	1	0	0	0	0
Signed as a free agent on July 13, 2022					

CAL FOOTE			DEFENSE			#52
YEAR	GP	G	A	TP	PIM	
2020-21	35	1	2	3	29	
2021-22	56	2	7	9	29	
2022-23	26	1	2	3	28	
TOTALS	117	4	11	15	86	
PLAYOFFS	GP	G	A	TP	PIM	
2021-22	13	0	2	2	6	
Selected in the first round, 14th overall, at the 2017 NHL Entry Draft; Traded to Nashville along with a 2025 first-round pick, a 2024 second-round pick and third-, fourth- and fifth-round picks in the 2023 NHL Draft for F Tanner Jeannot on February 26, 2023						

COLIN FORBES			LEFT WING			#27
YEAR	GP	G	A	TP	PIM	
1998-99	14	3	1	4	10	
1999-00	8	0	0	0	18	
TOTALS	22	3	1	4	28	
Acquired from Philadelphia, with a 1999 fifth-round draft pick (G Michal Lanicke), for RW Mikael Andersson and RW Sandy McCarthy on March 20, 1999; Traded to Ottawa for C Bruce Gardiner on November 11, 1999						

GABRIEL FORTIER			LEFT WING		#82
YEAR	GP	G	A	TP	PIM
2021-22	10	1	0	1	4
2022-23	1	0	0	0	0
TOTALS	11	1	0	1	4

Selected in the second round, 59th overall, at the 2018 NHL Entry Draft

1999-00	14	3	3	6	21	Acquired from Toronto, with D Marek Posmyk,
2000-01	70	11	25	36	64	a 2000 fifth-round draft pick (RW Pavel Sedov),
2001-02	23	1	2	3	4	a 2000 sixth-round draft pick (D Aaron Gionet),
TOTALS	107	15	60	45	89	and a 2001 fifth-round draft pick (traded to Los Angeles) for RW Darby Tucker, a 2000 fourth-round draft pick, and a 2001 fifth-round draft pick on February 9, 2000; Traded to Phoenix, with D Paul Martin, RW Ryan Zaitsev and a 2001 second-round draft pick, for G Nikolai Khabibulin and D Stan Neckar on March 5, 2001

YEAR	GP	G	A	TP	PIM	GEOFF KINRADE	DEFENSE	#1			
2006-07	53	3	6	9	12	YEAR	GP	G	A	TP	PIM
2007-08	58	2	2	4	10	2008-09	1	0	0	0	0
TOTALS	111	5	8	13	22	Signed to an amateur tryout contract on April 9, 2009; Became a free agent on July 1, 2009					
PLAYOFFS	GP	G	A	TP	PIM						
2006-07	6	0	0	0	0						
Signed as a free agent on July 1, 2006; Became a free agent on July 1, 2008											

PAVEL KUBINA				DEFENSE				#3, 13 DAYMOND LANGKOW				CENTER					
YEAR	GP	G	A	TP	PIM	YEAR	GP	G	A	TP	PIM	YEAR	GP	G	A	TP	PIM
1997-98	10	1	2	3	22	1995-96	4	0	1	1	0	1997-98	15	0	5	5	34
1998-99	68	9	12	21	80	1996-97	79	15	13	28	35	1998-99	27	0	4	4	77
1999-00	69	8	18	26	93	1997-98	68	8	14	22	62	1999-00	1	0	0	0	0
2000-01	70	11	19	30	103	1998-99	22	4	6	10	15	2000-01	21	0	0	0	13
2001-02	82	11	23	34	106	TOTALS	173	27	34	61	112	2001-02	21	0	0	0	13
2002-03	75	3	19	22	78	Selected in the first round, fifth overall, at the 1995 NHL Entry Draft; Traded to Philadelphia, with RW											
2003-04	81	17	18	35	85	Mikael Renberg, for C Chris Gratton and C Mike											
2005-06	76	5	33	38	96	Sillinger on December 12, 1998											
2010-11	79	4	19	23	59												
2011-12	52	3	8	11	59												
TOTALS	662	72	171	243	784	MARIO LAROQUE				DEFENSE				#71			
PLAYOFFS	GP	G	A	TP	PIM	YEAR	GP	G	A	TP	PIM	YEAR	GP	G	A	TP	PIM
2002-03	11	0	0	0	12	1998-99	5	0	0	0	0	1998-99	5	0	0	0	0
2003-04	22	0	4	4	50	Selected in the first round, 16th overall, at the 1996 NHL Entry Draft; Became a free agent on											
2005-06	5	1	2	2	10	July 1, 2001											
2010-11	8	2	1	3	10												
TOTALS	46	3	6	9	98												

Selected in the seventh round, 179th overall, at the 1996 NHL Entry Draft; Became a free agent on July 1, 2006; Signed as a free agent on July 2, 2010; Traded to Philadelphia for LW Jon Kalinski, a 2012 second-round draft pick (RW Brian Hart), and a 2013 fourth-round draft pick (traded to Ottawa) on February 18, 2012

NIKITA KUCHEROV					RIGHT WING					#56, 86					LW Stefano Giliati and RW Alex Berry on August 27, 2010																							
YEAR	GP	G	A	TP	PIM	YEAR	GP	G	A	TP	PIM	YEAR	GP	G	A	TP	PIM																					
2013-14	52	9	9	18	14	2013-14	52	9	9	18	14	2013-14	52	9	9	18	14																					
2014-15	82	29	36	65	37	2014-15	82	29	36	65	37	2014-15	82	29	36	65	37																					
2015-16	77	30	36	66	30	2015-16	77	30	36	66	30	2015-16	77	30	36	66	30																					
2016-17	74	40	45	85	38	2016-17	74	40	45	85	38	2016-17	74	40	45	85	38																					
2017-18	80	39	61	100	42	2017-18	80	39	61	100	42	2017-18	80	39	61	100	42																					
2018-19	82	41	87	128	62	2018-19	82	41	87	128	62	2018-19	82	41	87	128	62																					
2019-20	68	33	52	85	38	2019-20	68	33	52	85	38	2019-20	68	33	52	85	38																					
2021-22	47	25	44	69	22	2021-22	47	25	44	69	22	2021-22	47	25	44	69	22																					
2022-23	82	30	83	113	36	2022-23	82	30	83	113	36	2022-23	82	30	83	113	36																					
TOTALS																	644	276	453	729	319	2022-23																
PLAYOFFS																	GP	G	A	TP	PIM	YEAR																
2013-14																	2	1	0	1	2	2013-14																
2014-15																	26	10	12	22	14	2014-15																
2015-16																	17	11	8	19	8	2015-16																
2016-17																	17	7	10	17	10	2016-17																
2018-19																	3	0	2	2	2	2018-19																
2019-20																	25	7	27	34	22	2019-20																
2020-21																	23	8	24	32	14	2020-21																
2021-22																	23	8	19	27	14	2021-22																
2022-23																	6	1	5	6	11	2022-23																
TOTALS																	142	53	107	160	112	TOTALS																
PLAYOFFS																	GP	G	A	TP	PIM	YEAR																
2013-14																	2	1	0	1	2	2013-14																
2014-15																	26	10	12	22	14	2014-15																
2015-16																	17	11	8	19	8	2015-16																
2016-17																	17	7	10	17	10	2016-17																
2018-19																	3	0	2	2	2	2018-19																
2019-20																	25	7	27	34	22	2019-20																
2020-21																	23	8	24	32	14	2020-21																
2021-22																	23	8	19	27	14	2021-22																
2022-23																	6	1	5	6	11	2022-23																
TOTALS																	142	53	107	160	112	TOTALS																
PLAYOFFS																	GP	G	A	TP	PIM	YEAR																
2013-14																	2	1	0	1	2	2013-14																
2014-15																	26	10	12	22	14	2014-15																
2015-16																	17	11	8	19	8	2015-16																
2016-17																	17	7	10	17	10	2016-17																
2018-19																	3	0	2	2	2	2018-19																
2019-20																	25	7	27	34	22	2019-20																
2020-21																	23	8	24	32	14	2020-21																
2021-22																	23	8	19	27	14	2021-22																
2022-23																	6	1	5	6	11	2022-23																
TOTALS																	142	53	107	160	112	TOTALS																
PLAYOFFS																	GP	G	A	TP	PIM	YEAR																
2013-14																	2	1	0	1	2	2013-14																
2014-15																	26	10	12	22	14	2014-15																
2015-16																	17	11	8	19	8	2015-16																
2016-17																	17	7	10	17	10	2016-17																
2018-19																	3	0	2	2	2	2018-19																
2019-20																	25	7	27	34	22	2019-20																
2020-21																	23	8	24	32	14	2020-21																
2021-22																	23	8	19	27	14	2021-22																
2022-23																	6	1	5	6	11	2022-23																
TOTALS																	142	53	107	160	112	TOTALS																
PLAYOFFS																	GP	G	A	TP	PIM	YEAR																
2013-14																	2	1	0	1	2	2013-14																
2014-15																	26	10	12	22	14	2014-15																
2015-16																	17	11	8	19	8	2015-16																
2016-17																	17	7	10	17	10	2016-17																
2018-19																	3	0	2	2	2	2018-19																
2019-20																	25	7	27	34	22	2019-20																
2020-21																	23	8	24	32	14	2020-21																
2021-22																	23	8	19	27	14	2021-22																
2022-23																	6	1	5	6	11	2022-23																
TOTALS																	142	53	107	160	112	TOTALS																
PLAYOFFS																	GP	G	A	TP	PIM	YEAR																
2013-14																	2	1	0	1	2	2013-14																
2014-15																	26	10	12	22	14	2014-15																
2015-16																	17	11	8	19	8	2015-16																
2016-17																	17	7	10	17	10	2016-17																
2018-19																	3	0	2	2	2	2018-19																
2019-20																	25	7	27	34	22	2019-20																
2020-21																	23	8	24	32	14	2020-21																
2021-22																	23	8	19	27	14	2021-22																
2022-23																	6	1	5	6	11	2022-23																
TOTALS																	142	53	107	160	112	TOTALS																
PLAYOFFS																	GP	G	A	TP	PIM	YEAR																
2013-14																	2	1	0	1	2	2013-14																
2014-15																	26	10	12	22	14	2014-15																
2015-16																	17	11	8	19	8	2015-16																
2016-17																	17	7	10	17	10	2016-17																
2018-19																	3	0	2	2	2	2018-19																
2019-20																	25	7	27	34	22	2019-20																
2020-21																	23	8	24	32	14	2020-21																
2021-22																	23	8	19	27	14	2021-22																
2022-23																	6	1	5	6	11	2022-23																
TOTALS																	142	53	107	160	112	TOTALS																
PLAYOFFS																	GP	G	A	TP	PIM	YEAR																
2013-14																	2	1	0	1	2	2013-14																
2014-15																	26	10	12	22	14	2014-15																
2015-16																	17	11	8	19	8	2015-16																
2016-17																	17	7	10	17	10	2016-17																
2018-19																	3	0	2	2	2	2018-19																
2019-20																	25	7	27	34	22	2019-20																
2020-21																	23	8	24	32	14	2020-21																
2021-22																	23	8	19	27	14	2021-22																
2022-23																	6	1	5	6	11	2022-23																
TOTALS																	142	53	107	160	112	TOTALS																
PLAYOFFS																	GP	G	A	TP	PIM	YEAR																
2013-14																	2	1	0	1	2	2013-14																
2014-15																	26	10	12	22	14	2014-15																
2015-16																	17	11	8	19	8	2015-16																
2016-17																	17	7	10	17	10	2016-17																
2018-19																	3	0	2	2	2	2018-19																
2019-20																	25	7	27	34	22	2019-20																
2020-21																	23	8	24	32	14	2020-21																
2021-22																	23	8	19	27	14	2021-22																
2022-23																	6	1	5	6	11	2022-23																
TOTALS																	142	53	107	160	112	TOTALS																
PLAYOFFS																	GP	G	A	TP	PIM	YEAR																
2013-14																	2	1	0	1	2	2013-14																
2014-15																	26	10	12	22	14	2014-15																
2015-16																	17	11	8	19	8	2015-16																
2016-17																	17	7	10	17	10	2016-17																
2018-19																	3	0	2	2	2	2018-19																
2019-20																	25	7	27	34	22	2019-20																
2020-21																	23	8	24	32	14	2020-21																
2021-22																	23	8	19	27	14	2021-22																
2022-23																	6	1	5	6	11	2022-23																
TOTALS																	142	53	107	160	112	TOTALS																
PLAYOFFS																	GP	G	A	TP	PIM	YEAR																
2013-14																	2	1	0	1	2	2013-14																
2014-15																	26	10	12	22	14	2014-15																
2015-16																	17	11	8	19	8	2015-16																
2016-17																	17	7	10	17	10	2016-17																
2018-19																	3	0	2	2	2	2018-19																
2019-20																	25	7	27	34	22	2019-20																
2020-21																	23	8	24	32	14	2020-21																
2021-22																	23	8	19	27	14	2021-22																
2022-23																	6	1	5	6	11	2022-23																
TOTALS																	142	53	107	160	112	TOTALS																
PLAYOFFS																	GP	G	A	TP	PIM	YEAR																
2013-14																	2	1	0	1	2	2013-14																
2014-15																	26	10	12	22	14	2014-15																
2015-16																	17	11	8	19	8	2015-16																
2016-17																	17	7	10	17	10	2016-17																
2018-19																	3	0	2	2	2	2018-19																
2019-20																	25	7	27	34	22	2019-20																
2020-21																	23	8	24	32	14	2020-21																
2021-22																	23	8	19	27	14	2021-22																
2022-23																	6	1	5	6	11	2022-23																
TOTALS																	142	53	107	160	112	TOTALS																
PLAYOFFS																	GP	G	A	TP	PIM	YEAR																
2013-14																	2	1	0	1	2	2013-14																
2014-15																	26	10	12	22	14	2014-15																
2015-16																	17	11	8	19	8	2015-16																
2016-17																	17	7	10	17	10	2016-17																
2018-19																	3	0	2	2	2	2018-19																
2019-20																	25	7	27	34	22	2019-20																
2020-21																	23	8	24	32	14	2020-21																
2021-22																	23	8	19	27	14	2021-22																
2022-23																	6	1	5	6	11	2022-23																
TOTALS																	142	53	107	160	112	TOTALS																
PLAYOFFS																	GP	G	A	TP	PIM	YEAR																
2013-14																	2	1	0	1	2	2013-14																
2014-15																	26	10	12	22	14	2014-15																
2015-16																	17	11	8	19	8	2015-16																
2016-17																	17	7	10	17	10	2016-17																
2018-19																	3	0	2	2	2	2018-19																
2019-20																	25	7	27	34	22	2019-20																
2020-21																	23	8	24	32	14	2020-21																
2021-22																	23	8	19	27	14	2021-22																
2022-23																	6	1	5	6	11	2022-23																
TOTALS																	142	53	107	160	112	TOTALS																
PLAYOFFS																	GP	G	A	TP	PIM	YEAR																
2013-14																	2	1	0	1	2	2013-14																
2014-15																	26	10	12	22	14	2014-15																
2015-16																	17	11	8	19	8	2015-16																
2016-17																	17	7	10	17	10	2016-17																
2018-19																	3	0	2	2	2	2018-19																
2019-20																	25	7	27	34	22	2019-20																
2020-21																	23																					

VLADISLAV NAMESTNIKOV

#65, 90											YEAR	GP	G	A	TP	PIM
2013-14	4	0	0	0	0	1998-99	33	4	10	14						
2014-15	43	9	7	16	13	TOTALS	44	5	12	17	12					
2015-16	80	14	21	35	45	Acquired from Calgary for LW Andrei Nazarov on January 19, 1999; Traded to Chicago for D Bryan Muir and LW Reid Simpson on November 12, 1999										
2016-17	74	10	18	28	31											
2017-18	62	20	24	44	35											
2022-23	57	6	9	15	19											
TOTALS	320	59	79	138	147	DOUG O'BRIEN	DEFENSE	#39								
PLAYOFFS	GP	G	A	TP	PIM	YEAR	GP	G	A	TP	PIM					
2014-15	12	0	1	1	4	2005-06	5	0	0	0	2					
2015-16	17	1	2	3	0	Selected in the sixth round, 192nd overall, at the 2003 NHL Entry Draft; Traded to Anaheim for D Joe Rullier on February 27, 2007										
TOTALS	29	1	3	4	4											

Selected in the first round, 27th overall, at the 2011 NHL Entry Draft; Traded to N.Y. Rangers, with C Brent Howard, D Libor Hajek, a 2018 first-round draft pick and a conditional 2019 second-round draft pick, for D Ryan McDonagh and LW J.T. Miller on February 26, 2018; Signed as a free agent to a one-year contract on July 13, 2022; Traded to San Jose in exchange for F Vladislav Namestnikov on March 1, 2023

RILEY NASH

YEAR	GP	G	A	TP	#16	YEAR	GP	G	A	TP	#16	YEAR	GP	G	A	TP	#16
2021-22	10	0	0	0	PIM	2021-22	10	0	0	0	PIM	2021-22	10	0	0	0	PIM
PLAYOFFS	GP	G	A	TP	PIM	2021-22	10	0	0	0	PIM	2021-22	10	0	0	0	PIM
2021-22	8	0	0	0	2	Claimed off waivers from Winnipeg on December 7, 2021; Claimed off waivers by Arizona on January 6, 2022; Acquired from Arizona for future considerations on March 21, 2022; Became a free agent on July 13, 2022											

ANDREI NAZAROV

YEAR	GP	G	A	TP	#62	YEAR	GP	G	A	TP	#62	YEAR	GP	G	A	TP	#62
1997-98	14	1	1	2	58	2001-02	77	1	7	8	24	2002-03	70	1	4	5	43
1998-99	26	2	0	2	48	TOTALS	163	2	13	15	75	2002-03	70	1	4	5	43
TOTALS	40	3	1	4	101	PLAYOFFS	GP	G	A	TP	PIM	2002-03	70	1	4	5	43
Acquired from San Jose, with a 1998 first-round draft pick (C Vincent Lecavalier), for D Bryan Marchment, D David Shaw, and a 1998 first-round draft pick on March 24, 1998; Traded to Calgary for C Michael Nylander on January 19, 1999																	

STAN NECKAR

YEAR	GP	G	A	TP	#2	YEAR	GP	G	A	TP	#2	YEAR	GP	G	A	TP	#2
2000-01	16	0	2	2	8	2001-02	77	1	7	8	24	2002-03	70	1	4	5	43
2001-02	77	1	7	8	24	TOTALS	163	2	13	15	75	2002-03	70	1	4	5	43
2002-03	70	1	4	5	43	PLAYOFFS	GP	G	A	TP	PIM	2002-03	70	1	4	5	43
2002-03	7	0	2	2	2	Selected in the third round, 88th overall, at the 1999 NHL Entry Draft; Signed with the 2002-03											
2003-04	2	0	0	0	0	Signed as a free agent on July 1, 2009; Became a free agent July 1, 2016											
TOTALS	9	0	2	2	2												

Acquired from Phoenix, with G Nikolai Shabibulin, for RW Mike Johnson, D Paul Mara, RW Ruslan Zainullin, and a 2001 second-round draft pick, on March 5, 2001; Became a free agent on July 1, 2003; Acquired from Nashville for a 2004 sixth-round draft pick on March 9, 2004; Became a free agent on July 1, 2004

NIKITA NESTEROV

YEAR	GP	G	A	TP	#89	YEAR	GP	G	A	TP	#89	YEAR	GP	G	A	TP	#89
2014-15	27	2	5	7	16	2015-16	57	3	6	9	20	2016-17	35	3	9	12	41
2015-16	57	3	6	9	20	TOTALS	119	8	20	28	77	2016-17	35	3	9	12	41
2016-17	35	3	9	12	41	PLAYOFFS	GP	G	A	TP	PIM	2016-17	35	3	9	12	41
TOTALS	119	8	20	28	77	Signed as a free agent on July 1, 2011; Traded to Boston, with a 2012 fifth-round draft pick, for LW B. Benoit Pouliot on June 23, 2012											
2014-15	17	1	5	6	8												
2015-16	9	0	1	1	9												
TOTALS	26	1	6	7	17												

Selected in the fifth round, 148th overall, at the 2011 NHL Entry Draft; Traded to Montreal for D Jonathan Racine and a 2017 sixth-round draft pick (C Cole Guttman) on January 27, 2017

JANNE NISKALA

YEAR	GP	G	A	TP	PIM	2017-18	56	11	24	35	
2008-09	6	1	2	3	6	2018-19	64	8	26	34	2
Acquired from Philadelphia for a 2009 sixth-round draft pick on June 30, 2008; Became a free agent on July 1, 2009						2019-20	69	17	24	41	2
						2020-21	55	15	31	46	2
						2021-22	77	18	31	49	2

											TOTALS				63	33	35	68	28																
MIKAEL RENBERG											RIGHT WING				#20	ANDRE ROY				RIGHT WING				#36	Signed as a free agent on July 31, 2000; Traded to NY Rangers for RW Ryan Callahan, a 2014 first-round draft pick (traded to NY Islanders), a 2015 first-round draft pick (traded to NY Islanders), and a 2015 seventh-round draft pick (traded to NY Rangers) on March 5, 2014				#6						
YEAR	GP	G	A	TP	PIM	YEAR	GP	G	A	TP	PIM	YEAR	GP	G	A	TP	PIM	YEAR	GP	G	A	TP	PIM	YEAR	GP	G	A	TP	PIM						
1997-98	68	16	22	38	34	2001-02	9	1	1	1	2	63	2002-03	62	10	7	17	119	1997-98	68	16	22	38	34	2001-02	9	1	1	1	2	63				
1998-99	20	4	8	12	4	2002-03	62	10	7	17	119	2003-04	33	1	1	2	78	1998-99	20	4	8	12	4	2002-03	62	10	7	17	119	2003-04	33	1	1	2	78
TOTALS	88	20	30	50	38	2003-04	33	1	1	2	78	2006-07	51	1	2	3	108	TOTALS	88	20	30	50	38	2003-04	33	1	1	2	78	2006-07	51	1	2	3	108
Acquired from Philadelphia, with D Karl Dykhuis, for a 1998 first-round draft pick, a 1999 first-round draft pick, a 2000 first-round draft pick, and a 2001 first-round draft pick on August 20, 1997; Traded to Philadelphia, with C Daymond Langkow, for C Chris Gratton and C Mike Sillinger on December 12, 1998											TOTALS				218	17	14	31	484	SAMI SALO				DEFENSE				#6							
Acquired from Philadelphia, with D Karl Dykhuis, for a 1998 first-round draft pick, a 1999 first-round draft pick, a 2000 first-round draft pick, and a 2001 first-round draft pick on August 20, 1997; Traded to Philadelphia, with C Daymond Langkow, for C Chris Gratton and C Mike Sillinger on December 12, 1998											PLAYOFFS				GP	G	A	TP	PIM	YEAR				GP	G	A	TP	PIM							
Acquired from Philadelphia, with D Karl Dykhuis, for a 1998 first-round draft pick, a 1999 first-round draft pick, a 2000 first-round draft pick, and a 2001 first-round draft pick on August 20, 1997; Traded to Philadelphia, with C Daymond Langkow, for C Chris Gratton and C Mike Sillinger on December 12, 1998											2002-03				5	0	1	1	2	2012-13				46	2	15	17	16							
Acquired from Philadelphia, with D Karl Dykhuis, for a 1998 first-round draft pick, a 1999 first-round draft pick, a 2000 first-round draft pick, and a 2001 first-round draft pick on August 20, 1997; Traded to Philadelphia, with C Daymond Langkow, for C Chris Gratton and C Mike Sillinger on December 12, 1998											2003-04				21	1	2	3	61	2013-14				71	4	13	17	18							
Acquired from Philadelphia, with D Karl Dykhuis, for a 1998 first-round draft pick, a 1999 first-round draft pick, a 2000 first-round draft pick, and a 2001 first-round draft pick on August 20, 1997; Traded to Philadelphia, with C Daymond Langkow, for C Chris Gratton and C Mike Sillinger on December 12, 1998											2006-07				6	0	0	0	17	TOTALS				117	6	28	34	34							
Acquired from Philadelphia, with D Karl Dykhuis, for a 1998 first-round draft pick, a 1999 first-round draft pick, a 2000 first-round draft pick, and a 2001 first-round draft pick on August 20, 1997; Traded to Philadelphia, with C Daymond Langkow, for C Chris Gratton and C Mike Sillinger on December 12, 1998											TOTALS				32	1	3	4	80	PLAYOFFS				GP	G	A	TP	PIM							
Acquired from Philadelphia, with D Karl Dykhuis, for a 1998 first-round draft pick, a 1999 first-round draft pick, a 2000 first-round draft pick, and a 2001 first-round draft pick on August 20, 1997; Traded to Philadelphia, with C Daymond Langkow, for C Chris Gratton and C Mike Sillinger on December 12, 1998											Acquired from Ottawa, with a 2002 sixth-round draft pick (D Paul Ranger), for C Juha Ylonen on March 15, 2002; Became a free agent on July 1, 2004; Claimed off waivers from Pittsburgh on December 2, 2006; Became a free agent on July 1, 2008				2013-14				2	0	0	0	0	Signed as a free agent, July 1, 2012; Became a free agent on July 1, 2014											
Acquired from Philadelphia, with D Karl Dykhuis, for a 1998 first-round draft pick, a 1999 first-round draft pick, a 2000 first-round draft pick, and a 2001 first-round draft pick on August 20, 1997; Traded to Philadelphia, with C Daymond Langkow, for C Chris Gratton and C Mike Sillinger on December 12, 1998											TANNER RICHARD				CENTER				#38	KJELL SAMUELSSON				DEFENSE				#28							
Acquired from Philadelphia, with D Karl Dykhuis, for a 1998 first-round draft pick, a 1999 first-round draft pick, a 2000 first-round draft pick, and a 2001 first-round draft pick on August 20, 1997; Traded to Philadelphia, with C Daymond Langkow, for C Chris Gratton and C Mike Sillinger on December 12, 1998											YEAR				GP	G	A	TP	PIM	YEAR				GP	G	A	TP	PIM							
Acquired from Philadelphia, with D Karl Dykhuis, for a 1998 first-round draft pick, a 1999 first-round draft pick, a 2000 first-round draft pick, and a 2001 first-round draft pick on August 20, 1997; Traded to Philadelphia, with C Daymond Langkow, for C Chris Gratton and C Mike Sillinger on December 12, 1998											2016-17				3	0	0	0	2	1998-99				46	1	4	5	38							
Acquired from Philadelphia, with D Karl Dykhuis, for a 1998 first-round draft pick, a 1999 first-round draft pick, a 2000 first-round draft pick, and a 2001 first-round draft pick on August 20, 1997; Traded to Philadelphia, with C Daymond Langkow, for C Chris Gratton and C Mike Sillinger on December 12, 1998											Selected in the third round, 71st overall, at the 2012 NHL Entry Draft; Signed with Geneve-Servette HC of the Swiss National League on April 28, 2017				2016-17				3	0	0	0	2	Signed as a free agent on October 13, 1998; Retired on April 18, 1999											
Acquired from Philadelphia, with D Karl Dykhuis, for a 1998 first-round draft pick, a 1999 first-round draft pick, a 2000 first-round draft pick, and a 2001 first-round draft pick on August 20, 1997; Traded to Philadelphia, with C Daymond Langkow, for C Chris Gratton and C Mike Sillinger on December 12, 1998											BRAD RICHARDS				CENTER				#19	MATHIEU ROY				DEFENSE				#28							
Acquired from Philadelphia, with D Karl Dykhuis, for a 1998 first-round draft pick, a 1999 first-round draft pick, a 2000 first-round draft pick, and a 2001 first-round draft pick on August 20, 1997; Traded to Philadelphia, with C Daymond Langkow, for C Chris Gratton and C Mike Sillinger on December 12, 1998											YEAR				GP	G	A	TP	PIM	YEAR				GP	G	A	TP	PIM							
Acquired from Philadelphia, with D Karl Dykhuis, for a 1998 first-round draft pick, a 1999 first-round draft pick, a 2000 first-round draft pick, and a 2001 first-round draft pick on August 20, 1997; Traded to Philadelphia, with C Daymond Langkow, for C Chris Gratton and C Mike Sillinger on December 12, 1998											2000-01				82	21	41	62	14	2010-11				4	0	0	0	0	2						
Acquired from Philadelphia, with D Karl Dykhuis, for a 1998 first-round draft pick, a 1999 first-round draft pick, a 2000 first-round draft pick, and a 2001 first-round draft pick on August 20, 1997; Traded to Philadelphia, with C Daymond Langkow, for C Chris Gratton and C Mike Sillinger on December 12, 1998											2001-02				82	20	42	62	13	2012-13				1	0	0	0	0	0						
Acquired from Philadelphia, with D Karl Dykhuis, for a 1998 first-round draft pick, a 1999 first-round draft pick, a 2000 first-round draft pick, and a 2001 first-round draft pick on August 20, 1997; Traded to Philadelphia, with C Daymond Langkow, for C Chris Gratton and C Mike Sillinger on December 12, 1998											2002-03				80	17	57	74	24	TOTALS				5	0	0	0	0	2						
Acquired from Philadelphia, with D Karl Dykhuis, for a 1998 first-round draft pick, a 1999 first-round draft pick, a 2000 first-round draft pick, and a 2001 first-round draft pick on August 20, 1997; Traded to Philadelphia, with C Daymond Langkow, for C Chris Gratton and C Mike Sillinger on December 12, 1998											2003-04				82	26	53	79	12	Signed as a free agent on July 29, 2010; Became a free agent on July 1, 2011; Signed as a free agent on April 23, 2013; Became a free agent on July 15, 2013				2005-06				82	23	68	91	32			
Acquired from Philadelphia, with D Karl Dykhuis, for a 1998 first-round draft pick, a 1999 first-round draft pick, a 2000 first-round draft pick, and a 2001 first-round draft pick on August 20, 1997; Traded to Philadelphia, with C Daymond Langkow, for C Chris Gratton and C Mike Sillinger on December 12, 1998											2005-06				82	23	68	91	32	2006-07				82	25	45	70	23							
Acquired from Philadelphia, with D Karl Dykhuis, for a 1998 first-round draft pick, a 1999 first-round draft pick, a 2000 first-round draft pick, and a 2001 first-round draft pick on August 20, 1997; Traded to Philadelphia, with C Daymond Langkow, for C Chris Gratton and C Mike Sillinger on December 12, 1998											2006-07				82	25	45	70	23	2007-08				62	18	33	51	15							
Acquired from Philadelphia, with D Karl Dykhuis, for a 1998 first-round draft pick, a 1999 first-round draft pick, a 2000 first-round draft pick, and a 2001 first-round draft pick on August 20, 1997; Traded to Philadelphia, with C Daymond Langkow, for C Chris Gratton and C Mike Sillinger on December 12, 1998											TOTALS				552	150	339	489	133	GAETAN ROYER				RIGHT WING				#54							
Acquired from Philadelphia, with D Karl Dykhuis, for a 1998 first-round draft pick, a 1999 first-round draft pick, a 2000 first-round draft pick, and a 2001 first-round draft pick on August 20, 1997; Traded to Philadelphia, with C Daymond Langkow, for C Chris Gratton and C Mike Sillinger on December 12, 1998											PLAYOFFS				GP	G	A	TP	PIM	YEAR				GP	G	A	TP	PIM							
Acquired from Philadelphia, with D Karl Dykhuis, for a 1998 first-round draft pick, a 1999 first-round draft pick, a 2000 first-round draft pick, and a 2001 first-round draft pick on August 20, 1997; Traded to Philadelphia, with C Daymond Langkow, for C Chris Gratton and C Mike Sillinger on December 12, 1998											2002-03				11	0	5	5	12	2001-02				3	0	0	0	2							
Acquired from Philadelphia, with D Karl Dykhuis, for a 1998 first-round draft pick, a 1999 first-round draft pick, a 2000 first-round draft pick, and a 2001 first-round draft pick on August 20, 1997; Traded to Philadelphia, with C Daymond Langkow, for C Chris Gratton and C Mike Sillinger on December 12, 1998											2003-04				23	12	24	26	6	Signed as a free agent on October 19, 2001; Became a free agent on July 1, 2002				2005-06				5	3	5	8	6			
Acquired from Philadelphia, with D Karl Dykhuis, for a 1998 first-round draft pick, a 1999 first-round draft pick, a 2000 first-round draft pick, and a 2001 first-round draft pick on August 20, 1997; Traded to Philadelphia, with C Daymond Langkow, for C Chris Gratton and C Mike Sillinger on December 12, 1998											2005-06				5	3	5	8	6	2006-07				6	3	5	8	6							
Acquired from Philadelphia, with D Karl Dykhuis, for a 1998 first-round draft pick, a 1999 first-round draft pick, a 2000 first-round draft pick, and a 2001 first-round draft pick on August 20, 1997; Traded to Philadelphia, with C Daymond Langkow, for C Chris Gratton and C Mike Sillinger on December 12, 1998											2006-07				6	3	5	8	6	TOTALS				45	18	29	47	28							
Acquired from Philadelphia, with D Karl Dykhuis, for a 1998 first-round draft pick, a 1999 first-round draft pick, a 2000 first-round draft pick, and a 2001 first-round draft pick on August 20, 1997; Traded to Philadelphia, with C Daymond Langkow, for C Chris Gratton and C Mike Sillinger on December 12, 1998											Selected in the third round, 64th overall, at the 1998 NHL Entry Draft; Traded to Dallas, with G Johan Holmqvist, for G Mike Smith, C Jeff Halpern, LW Jussi Jokinen, and a 2009 fourth-round draft pick (traded to Minnesota) on February 26, 2008				JASON RUFF				LEFT WING				#8,20												
Acquired from Philadelphia, with D Karl Dykhuis, for a 1998 first-round draft pick, a 1999 first-round draft pick, a 2000 first-round draft pick, and a 2001 first-round draft pick on August 20, 1997; Traded to Philadelphia, with C Daymond Langkow, for C Chris Gratton and C Mike Sillinger on December 12, 1998											YEAR				GP	G	A	TP	PIM	YEAR				GP	G	A	TP	PIM							
Acquired from Philadelphia, with D Karl Dykhuis, for a 1998 first-round draft pick, a 1999 first-round draft pick, a 2000 first-round draft pick, and a 2001 first-round draft pick on August 20, 1997; Traded to Philadelphia, with C Daymond Langkow, for C Chris Gratton and C Mike Sillinger on December 12, 1998											1992-93				1	0	0	0	0	1992-93				1	0	0	0	0							
Acquired from Philadelphia, with D Karl Dykhuis, for a 1998 first-round draft pick, a 1999 first-round draft pick, a 2000 first-round draft pick, and a 2001 first-round draft pick on August 20, 1997; Traded to Philadelphia, with C Daymond Langkow, for C Chris Gratton and C Mike Sillinger on December 12, 1998											1993-94				6	1	2	3	2	1993-94				6	1	2	3	2							
Acquired from Philadelphia, with D Karl Dykhuis, for a 1998 first-round draft pick, a 1999 first-round draft pick, a 2000 first-round draft pick, and a 2001 first-round draft pick on August 20, 1997; Traded to Philadelphia, with C Daymond Langkow, for C Chris Gratton and C Mike Sillinger on December 12, 1998											TOTALS				7	1	2	3	2	Acquired from St. Louis, with a 1994 fourth-round draft pick (RW Dmitri Klevkin), a 1995 fifth-round draft pick (LW Konstantin Golokhvast), and a 1996 sixth-round draft pick (D Nikolai Ignatov), for D Doug Crossman, LW Basil McRae, and a 1996 fourth-round draft pick on January 28, 1993; Became a free agent on July 1, 1996				2006-07				6	0	0	0	4			
Acquired from Philadelphia, with D Karl Dykhuis, for a 1998 first-round draft pick, a 1999 first-round draft pick, a 2000 first-round draft pick, and a 2001 first-round draft pick on August 20, 1997; Traded to Philadelphia, with C Daymond Langkow, for C Chris Gratton and C Mike Sillinger on December 12, 1998											LUKE RICHARDSON				DEFENSE				#7	DAVID SAVARD				DEFENSE				#58							
Acquired from Philadelphia, with D Karl Dykhuis, for a 1998 first-round draft pick, a 1999 first-round draft pick, a 2000 first-round draft pick, and a 2001 first-round draft pick on August 20, 1997; Traded to Philadelphia, with C Daymond Langkow, for C Chris Gratton and C Mike Sillinger on December 12, 1998											YEAR				GP	G	A	TP	PIM	YEAR				GP	G	A	TP	PIM							
Acquired from Philadelphia, with D Karl Dykhuis, for a 1998 first-round draft pick, a 1999 first-round draft pick, a 2000 first-round draft pick, and a 2001 first-round draft pick on August 20, 1997; Traded to Philadelphia, with C Daymond Langkow, for C Chris Gratton and C Mike Sillinger on December 12, 1998											2006-07				27	0	3	3	16	2020-21				14	0	0	0	0							
Acquired from Philadelphia, with D Karl Dykhuis, for a 1998 first-round draft pick, a 1999 first-round draft pick, a 2000 first-round draft pick, and a 2001 first-round draft pick on August 20, 1997; Traded to Philadelphia, with C Daymond Langkow, for C Chris Gratton and C Mike Sillinger on December 12, 1998											Signed as a free agent on July 11, 2006; Became a free agent on July 1, 2007				2006-07				27	0	3	3	16	PLAYOFFS				GP	G	A	TP	PIM			
Acquired from Philadelphia, with D Karl Dykhuis, for a 1998 first-round draft pick, a 1999 first-round draft pick, a 2000 first-round draft pick, and a 2001 first-round draft pick on August 20, 1997; Traded to Philadelphia, with C Daymond Langkow, for C Chris Gratton and C Mike Sillinger on December 12, 1998											STEPHANE J.G. RICHER				DEFENSE				#2	DENIS SAVARD				CENTER				#9,18							
Acquired from Philadelphia, with D Karl Dykhuis, for a 1998 first-round draft pick, a 1999 first-round draft pick, a 2000 first-round draft pick, and a 2001 first-round draft pick on August 20, 1997; Traded to Philadelphia, with C Daymond Langkow, for C Chris Gratton and C Mike Sillinger on December 12, 1998											YEAR				GP	G	A	TP	PIM	YEAR				GP	G	A	TP	PIM							
Acquired from Philadelphia, with D Karl Dykhuis, for a 1998 first-round draft pick, a 1999 first-round draft pick, a 2000 first-round draft pick, and a 2001 first-round draft pick on August 20, 1997; Traded to Philadelphia, with C Daymond Langkow, for C Chris Gratton and C Mike Sillinger on December 12, 1998											1992-93				3	0	0	0	0	1992-93				3	0	0	0	0							
Acquired from Philadelphia, with D Karl Dykhuis, for a 1998 first-round draft pick, a 1999 first-round draft pick, a 2000 first-round draft pick, and a 2001 first-round draft pick on August 20, 1997; Traded to Philadelphia, with C Daymond Langkow, for C Chris Gratton and C Mike Sillinger on December 12, 1998											1993-94				6	1	2	3	2	1993-94				6	1	2	3	2							
Acquired from Philadelphia, with D Karl Dykhuis, for a 1998 first-round draft pick, a 1999 first-round draft pick, a 2000 first-round draft pick, and a 2001 first-round draft pick on August 20, 1997; Traded to Philadelphia, with C Daymond Langkow, for C Chris Gratton and C Mike Sillinger on December 12, 1998											1994-95				6	1	2	3	2	1994-95				6	1	2	3	2							
Acquired from Philadelphia, with D Karl Dykhuis, for a 1998 first-round draft pick, a 1999 first-round draft pick, a 2000 first-round draft pick, and a 2001 first-round draft pick on August 20, 1997; Traded to Philadelphia, with C Daymond Langkow, for C Chris Gratton and C Mike Sillinger on December 12, 1998											1995-96				6	1	2	3	2	1995-96				6	1	2	3	2							
Acquired from Philadelphia, with D Karl Dykhuis, for a 1998 first-round draft pick, a 1999 first-round draft pick, a 2000 first-round draft pick, and a 2001 first-round draft pick on August 20, 1997; Traded to Philadelphia, with C Daymond Langkow, for C Chris Gratton and C Mike Sillinger on December 12, 1998											1996-97				6	1	2	3	2	1996-97				6	1	2	3	2							
Acquired from Philadelphia, with D Karl Dykhuis, for a 1998 first-round draft pick, a 1999 first-round draft pick, a 2000 first-round draft pick, and a 2001 first-round draft pick on August 20, 1997; Traded to Philadelphia, with C Daymond Langkow, for C Chris Gratton and C Mike Sillinger on December 12, 1998											1997-98				6	1	2	3	2	1997-98				6	1	2	3	2							
Acquired from Philadelphia, with D Karl Dykhuis, for a 1998 first-round draft pick, a 1999 first-round draft pick, a 2000 first-round draft pick, and a 2001 first-round draft pick on August 20, 1997; Traded to Philadelphia, with C Daymond Langkow, for C Chris Gratton and C Mike Sillinger on December 12, 1998											1998-99				6	1	2	3	2	1998-99				6	1	2	3	2							
Acquired from Philadelphia, with D Karl Dykhuis, for a 1998 first-round draft pick, a 1999 first-round draft pick, a 2000 first-round draft pick, and a 2001 first-round draft pick on August 20, 1997; Traded to Philadelphia, with C Daymond Langkow, for C Chris Gratton and C Mike Sillinger on December 12, 1998											1999-00				6	1	2	3	2	1999-00				6	1	2	3	2							
Acquired from Philadelphia, with D Karl Dykhuis, for a 1998 first-round draft pick, a 1999 first-round draft pick, a 2000 first-round draft pick, and a 2001 first-round draft pick on August 20, 1997; Traded to Philadelphia, with C Daymond Langkow, for C Chris Gratton and C Mike Sillinger on December 12, 1998											TOTALS				110	28	37	65	62	TOTALS				110	28	37	65	62							
Acquired from Philadelphia, with D Karl Dykhuis, for a 1998 first-round draft pick, a 1999 first-round draft pick, a 2000 first-round draft pick, and a 2001 first-round draft pick on August 20, 1997; Traded to Philadelphia, with C Daymond Langkow, for C Chris Gratton and C Mike Sillinger on December 12, 1998											Acquired from Montreal, with RW Darcy Tucker and D David Wilkie, for LW Patrick Poulin, RW Mick Vukota, and D Igor Ulanov on January 15, 1998; Traded to St. Louis for G Rich Parent and D Chris McAlpin on January 13, 2000				JAN RUTTA				DEFENSE				#44												
Acquired from Philadelphia, with D Karl Dykhuis, for a 1998 first-round draft pick, a 1999 first-round draft pick, a 2000 first-round draft pick, and a 2001 first-round draft pick on August 20, 1997; Traded to Philadelphia, with C Daymond Langkow, for C Chris Gratton and C Mike Sillinger on December 12, 1998											YEAR				GP	G	A	TP	PIM	YEAR				GP	G	A	TP	PIM							
Acquired from Philadelphia, with D Karl Dykhuis, for a 1998 first-round draft pick, a 1999 first-round draft pick, a 2000 first-round draft pick, and a 2001 first-round draft pick on August 20, 1997; Traded to Philadelphia, with C Daymond Langkow, for C Chris Gratton and C Mike Sillinger on December 12, 1998											1997-98				26	9	11	20	36	1997-98				26	9	11	20	36							
Acquired from Philadelphia, with D Karl Dykhuis, for a 1998 first-round draft pick, a 1999 first-round draft pick, a 2000 first-round draft pick, and a 2001 first-round draft pick on August 20, 1997; Traded to Philadelphia, with C Daymond Langkow, for C Chris Gratton and C Mike Sillinger on December 12, 1998											1998-99				64	12	21	33	22	1998-99				64	12	21	33	22							
Acquired from Philadelphia, with D Karl Dykhuis, for a 1998 first-round draft pick, a 1999 first-round draft pick, a 2000 first-round draft pick, and a 2001 first-round draft pick on August 20, 1997; Traded to Philadelphia, with C Daymond Langkow, for C Chris Gratton and C Mike Sillinger on December 12, 1998											1999-00				20	7	5	12	4	1999-00				20	7	5	12	4							
Acquired from Philadelphia, with D Karl Dykhuis, for a 1998 first-round draft pick, a 1999 first-round draft pick, a 2000 first-round draft pick, and a 2001 first-round draft pick on August 20, 1997; Traded to Philadelphia, with C Daymond Langkow, for C Chris Gratton and C Mike Sillinger on December 12, 1998											TOTALS				110	28	37	65	62	TOTALS				110	28	37	65	62							
Acquired from Philadelphia, with D Karl Dykhuis, for a 1998 first-round draft pick, a 1999 first-round draft pick, a 2000 first-round draft pick, and a 2001 first-round draft pick on August 20, 1997; Traded to Philadelphia, with C Daymond Langkow, for C Chris Gratton and C Mike Sillinger on December 12, 1998											Acquired from Montreal, with RW Darcy Tucker and D David Wilkie, for LW Patrick Poulin, RW Mick Vukota, and D Igor Ulanov on January 15, 1998; Traded to St. Louis for G Rich Parent and D Chris McAlpin on January 13, 2000				2018-19				14	0	2	2	2	2018-19				14	0	2	2	2			
Acquired from Philadelphia, with D Karl Dykhuis, for a 1998 first-round draft pick, a 1999 first-round draft pick, a 2000 first-round draft pick, and a 2001 first-round draft pick on August 20, 1997; Traded to Philadelphia, with C Daymond Langkow, for C Chris Gratton and C Mike Sillinger on December 12, 1998											2																								

ALEXANDER SEMAK					CENTER					#27					ANDREI SKOPINTSEV					DEFENSE					#46					KARL STEWART					LEFT WING					#61																																																																																																			
YEAR	GP	G	A	TP	PIM	YEAR	GP	G	A	TP	PIM	YEAR	GP	G	A	TP	PIM	YEAR	GP	G	A	TP	PIM	YEAR	GP	G	A	TP	PIM	YEAR	GP	G	A	TP	PIM																																																																																																								
1994-95	22	5	5	10	12	1998-99	19	1	1	2	0	1999-00	4	0	0	0	0	2006-07	7	0	0	0	0	2007-08	9	0	0	0	0	2008-09	7	0	0	0	0																																																																																																								
Acquired from New Jersey, with RW Ben Hankinson, for D Shawn Chambers and RW Danton Cole on March 14, 1995; Traded to NY Islanders for a 1997 fifth-round draft pick (D Karel Betik) on September 14, 1995										TOTALS										23	1	1	2	6	Acquired from Chicago, with a 2008 sixth-round draft pick (D Luke Witkowski), for RW Nikita Alexeev on February 27, 2007; Became a free agent on July 1, 2008										TOTALS										16	0	0	0	2																																																																																										
ANATOLI SEMENOV										CENTER					#9					MATT SMABY					DEFENSE					#32					CORY STILLMAN					LEFT WING					#61																																																																																														
YEAR	GP	G	A	TP	PIM	YEAR	GP	G	A	TP	PIM	YEAR	GP	G	A	TP	PIM	YEAR	GP	G	A	TP	PIM	YEAR	GP	G	A	TP	PIM	YEAR	GP	G	A	TP	PIM																																																																																																								
1992-93	13	2	3	5	4	2007-08	14	0	0	0	0	2008-09	43	0	4	4	0	2003-04	81	25	55	80	36	2009-10	33	0	2	2	57	PLAYOFFS	GP	G	A	TP	PIM																																																																																																								
Selected from Edmonton in the 1992 NHL Expansion Draft; Traded to Vancouver for LW Dave Capuano and a 1994 fourth-round draft pick (traded to New Jersey) on November 3, 1992										TOTALS										122	0	6	6	106	Acquired from St. Louis for a 2003 second-round draft pick on June 21, 2003; Became a free agent on July 1, 2004										TOTALS										355	29	101	130	92																																																																																										
MIKHAIL SERGACHEV					DEFENSE					#98					Selected in the second round, 41st overall, at the 2003 NHL Entry Draft; Became a free agent on July 1, 2011					GEMEL SMITH					CENTER					#46					ANTON STRALMAN					DEFENSE					#6																																																																																														
YEAR	GP	G	A	TP	PIM	YEAR	GP	G	A	TP	PIM	YEAR	GP	G	A	TP	PIM	YEAR	GP	G	A	TP	PIM	YEAR	GP	G	A	TP	PIM	YEAR	GP	G	A	TP	PIM																																																																																																								
2017-18	79	9	31	40	38	2018-19	75	6	26	32	28	2019-20	70	10	24	34	58	2015-16	82	9	30	39	26	2020-21	56	4	26	30	54	2016-17	73	9	25	34	20																																																																																																								
2019-20	70	10	24	34	58	2020-21	56	4	26	30	54	2021-22	78	7	31	38	59	2017-18	73	5	17	22	20																																																																																																																				
2020-21	56	4	26	30	54	2021-22	78	7	31	38	59	2022-23	79	10	54	64	53	2018-19	80	4	14	18	18																																																																																																																				
TOTALS	441	46	192	238	266	TOTALS	441	46	192	238	266	TOTALS	441	46	192	238	266	TOTALS	355	29	101	130	92	TOTALS	49	3	12	15	18	TOTALS	49	3	12	15	18																																																																																																								
Acquired from Montreal with a conditional 2018 second-round draft pick for C Jonathan Drouin and a conditional 2018 sixth-round draft pick										2017-18										79	9	31	40	38	Signed as a free agent on July 1, 2019										2018-19										75	6	26	32	28	2019-20										70	10	24	34	58	2020-21										56	4	26	30	54	2021-22										78	7	31	38	59	2022-23										79	10	54	64	53	2023-24										81	13	57	68	57	2024-25										82	15	60	71	60
2017-18										79	9	31	40	38	2018-19										75	6	26	32	28	2019-20										70	10	24	34	58	2020-21										56	4	26	30	54	2021-22										78	7	31	38	59	2022-23										79	10	54	64	53	2023-24										81	13	57	68	57	2024-25										82	15	60	71	60																				
2017-18										79	9	31	40	38	2018-19										75	6	26	32	28	2019-20										70	10	24	34	58	2020-21										56	4	26	30	54	2021-22										78	7	31	38	59	2022-23										79	10	54	64	53	2023-24										81	13	57	68	57	2024-25										82	15	60	71	60																				
2017-18										79	9	31	40	38	2018-19										75	6	26	32	28	2019-20										70	10	24	34	58	2020-21										56	4	26	30	54	2021-22										78	7	31	38	59	2022-23										79	10	54	64	53	2023-24										81	13	57	68	57	2024-25										82	15	60	71	60																				
2017-18										79	9	31	40	38	2018-19										75	6	26	32	28	2019-20										70	10	24	34	58	2020-21										56	4	26	30	54	2021-22										78	7	31	38	59	2022-23										79	10	54	64	53	2023-24										81	13	57	68	57	2024-25										82	15	60	71	60																				
2017-18										79	9	31	40	38	2018-19										75	6	26	32	28	2019-20										70	10	24	34	58	2020-21										56	4	26	30	54	2021-22										78	7	31	38	59	2022-23										79	10	54	64	53	2023-24										81	13	57	68	57	2024-25										82	15	60	71	60																				
2017-18										79	9	31	40	38	2018-19										75	6	26	32	28	2019-20										70	10	24	34	58	2020-21										56	4	26	30	54	2021-22										78	7	31	38	59	2022-23										79	10	54	64	53	2023-24										81	13	57	68	57	2024-25										82	15	60	71	60																				
2017-18										79	9	31	40	38	2018-19										75	6	26	32	28	2019-20										70	10	24	34	58	2020-21										56	4	26	30	54	2021-22										78	7	31	38	59	2022-23										79	10	54	64	53	2023-24										81	13	57	68	57	2024-25										82	15	60	71	60																				
2017-18										79	9	31	40	38	2018-19										75	6	26	32	28	2019-20										70	10	24	34	58	2020-21										56	4	26	30	54	2021-22										78	7	31	38	59	2022-23										79	10	54	64	53	2023-24										81	13	57	68	57	2024-25										82	15	60	71	60																				
2017-18										79	9	31	40	38	2018-19										75	6	26	32	28	2019-20										70	10	24	34	58	2020-21										56	4	26	30	54	2021-22										78	7	31	38	59	2022-23										79	10	54	64	53	2023-24										81	13	57	68	57	2024-25										82	15	60	71	60																				
2017-18										79	9	31	40	38	2018-19										75	6	26	32	28	2019-20										70	10	24	34	58	2020-21										56	4	26	30	54	2021-22										78	7	31	38	59	2022-23										79	10	54	64	53	2023-24										81	13	57	68	57	2024-25										82	15	60	71	60																				
2017-18										79	9	31	40	38	2018-19										75	6	26	32	28	2019-20										70	10	24	34	58	2020-21										56	4	26	30	54	2021-22										78	7	31	38	59	2022-23										79	10	54	64	53	2023-24										81	13	57	68	57	2024-25										82	15	60	71	60																				
2017-18										79	9	31	40	38	2018-19										75	6	26	32	28	2019-20										70	10	24	34	58	2020-21										56	4	26	30	54	2021-22										78	7	31	38	59	2022-23										79	10	54	64	53	2023-24										81	13	57	68	57	2024-25										82	15	60	71	60																				
2017-18										79	9	31	40	38	2018-19										75	6	26	32	28	2019-20										70	10	24	34	58	2020-21										56	4	26	30	54	2021-22										78	7	31	38	59	2022-23										79	10	54	64	53	2023-24										81	13	57	68	57	2024-25										82	15	60	71	60																				
2017-18										79	9	31	40	38	2018-19										75	6	26	32	28	2019-20										70	10	24	34	58	2020-21										56	4	26	30	54	2021-22										78	7	31	38	59	2022-23										79	10	54	64	53	2023-24										81	13	57	68	57	2024-25										82	15	60	71	60																				
2017-18										79	9	31	40	38	2018-19										75	6	26	32	28	2019-20										70	10	24	34	58	2020-21										56	4	26	30	54	2021-22										78	7	31	38	59	2022-23										79	10	54	64	53	2023-24										81	13	57	68	57	2024-25										82	15	60	71	60																				
2017-18										79	9	31	40	38	2018-19										75	6	26	32	28	2019-20										70	10	24	34	58	2020-21										56	4	26	30	54	2021-22										78	7	31	38	59	2022-23										79	10	54	64	53	2023-24										81	13	57	68	57	2024-25										82	15	60	71	60																				
2017-18										79	9	31	40	38	2018-19										75	6	26	32	28	2019-20										70	10	24	34	58	2020-21										56	4	26	30	54	2021-22										78	7	31	38	59	2022-23										79	10	54	64	53	2023-24										81	13	57	68	57	2024-25										82	15	60	71	60																				
2017-18										79	9	31	40	38	2018-19										75	6	26	32	28	2019-20										70	10	24	34	58	2020-21										56	4	26	30	54	2021-22										78	7	31	38	59	2022-23										79	10	54	64	53	2023-24										81	13	57	68	57	2024-25										82	15	60	71	60																				
2017-18										79	9	31	40	38	2018-19										75	6	26	32	28	2019-20										70	10	24	34	58	2020-21										56	4	26	30	54	2021-22										78	7	31	38	59	2022-23										79	10	54	64	53	2023-24										81	13	57	68	57	2024-25										82	15	60	71	60																				
2017-18										79	9	31	40	38	2018-19										75	6	26	32	28	2019-20										70	10	24	34	58	2020-21										56	4	26	30	54	2021-22										78	7	31	38	59	2022-23										79	10	54	64	53	2023-24										81	13	57	68	57	2024-25										82	15	60	71	60																				
2017-18										79	9	31	40	38	2018-19										75	6	26	32	28	2019-20										70	10	24	34	58	2020-21										56	4	26	30	54	2021-22										78	7	31	38	59	2022-23										79	10	54	64	53	2023-24										81	13	57	68	57	2024-25										82	15	60	71	60																				
2017-18										79	9	31	40	38	2018-19										75	6	26	32	28	2019-20										70	10	24	34	58	2020-21										56	4	26	30	54	2021-22										78	7	31	38	59	2022-23										79	10	54	64	53	2023-24										81	13	57	68	57	2024-25										82	15	60	71	60																				
2017-18										79	9	31	40	38	201																																																																																																																												

DARRYL SYDOR					DEFENSE					#55, 5	NATE THOMPSON					CENTER					#44		
YEAR	GP	G	A	TP	PIM	YEAR	GP	G	A	TP	PIM	YEAR	GP	G	A	TP	PIM						
2003-04	31	1	6	7	36	2009-10	32	1	3	4	17	2009-10	77	3	6	9	48						
2005-06	80	4	19	23	30	2010-11	79	10	15	25	29	Signed as a free agent on July 7, 2009; Became a free agent on July 1, 2010											
TOTALS	111	5	25	30	66	2011-12	68	9	6	15	21	2011-12	68	9	6	15	21						
PLAYOFFS	GP	G	A	TP	PIM	2012-13 <th>45</th> <th>7</th> <th>8</th> <th>15</th> <th>17</th> <th>2012-13<th>45</th><th>7</th><th>8</th><th>15</th><th>17</th></th>	45	7	8	15	17	2012-13 <th>45</th> <th>7</th> <th>8</th> <th>15</th> <th>17</th>	45	7	8	15	17						
2003-04	23	0	6	6	9	2013-14	81	9	7	16	27	CARTER VERHAEGHE	CENTER				#23						
2005-06	5	0	1	1	0	TOTALS	205	36	39	75	111	YEAR	GP	G	A	TP	PIM						
TOTALS	28	0	7	7	9	PLAYOFFS	GP	G	A	TP	PIM	2019-20	52	9	4	13	8						
Acquired from Columbus, with a 2004 fourth-round draft pick (D Mike Lundin), for C Alexander Svitov and a 2004 third-round draft pick on January 27, 2004; Traded to Dallas for a 2008 fourth-round draft pick (traded to Ottawa) on July 2, 2006												2010-11	18	1	3	4	4	PLAYOFFS	GP	G	A	TP	PIM
						2013-14	4	0	0	0	4	Acquired from the NY Islanders in exchange for G Kristers Gudleviskis on July 1, 2017; Became a free agent on October 9, 2020											
						TOTALS	22	1	3	4	4	Claimed off waivers from NY Islanders on January 21, 2010; Traded to Anaheim for a 2015 fourth-round draft pick (RW Jonne Tammela) and 2015 seventh-round draft pick (traded to Edmonton) on June 29, 2014											
						YEAR	GP	G	A	TP	PIM	2015-16	6	0	1	1	0						
						2001-02	4	0	0	0	5	2016-17	18	0	3	3	4						
						Signed as a free agent on August 21, 2001; Became a free agent on July 1, 2003						Selected in the seventh round, 186th overall, at the 2013 NHL Entry Draft; Became a free agent on July 1, 2017											
						RYAN TOBLER	LEFT WING				#18, 17	MICHAEL VERNACE	DEFENSE				#48						
						YEAR	GP	G	A	TP	PIM	YEAR	GP	G	A	TP	PIM						
						2008-09	31	4	5	9	12	2010-11	10	0	1	1	2						
						2009-10	52	5	2	7	18	2011-12	10	0	1	1	2						
						TOTALS	83	9	7	16	30	Signed as a free agent on July 29, 2010; Traded to Florida, with C James Wright, for D Mike Kostka and D Evan Oberg on December 2, 2011											
						Signed as a free agent on April 24, 2008; Became a free agent on July 1, 2011						ALEXANDER VOLKOV	RIGHT WING				#92						
						PETER TAGLIANETTI	DEFENSE				#32	YEAR	GP	G	A	TP	PIM						
						YEAR	GP	G	A	TP	PIM	2019-20	9	0	1	1	6						
						1992-93	61	1	8	9	150	TOTALS	28	3	3	6	10						
						Selected from Pittsburgh in the 1992 NHL Expansion Draft; Traded to Pittsburgh for a 1993 third-round draft pick (compensated to Florida) on March 22, 1993						PAVEL TORGAEV	LEFT WING				#29						
						YEAR	GP	G	A	TP	PIM	1999-00	5	0	2	2	2						
						Claimed off waivers from Calgary on November 26, 1999; Became a free agent on July 1, 2000						DARCY TUCKER	RIGHT WING				#16						
						ALEX TANGUAY	LEFT WING				#13	YEAR	GP	G	A	TP	PIM						
						YEAR	GP	G	A	TP	PIM	1997-98	35	6	8	14	89						
						2009-10	80	10	27	37	32	1998-99	82	21	22	43	176						
						Signed as a free agent on September 1, 2009; Became a free agent on July 1, 2010						1999-00	50	14	20	34	108						
						TOTALS	167	41	50	91	373	Signed as a free agent on July 1, 2008; Traded to Phoenix for D David Hale and LW Todd Fedoruk on July 21, 2009											
						MATT TAORMINA	DEFENSE				#55, 20	Acquired from Montreal, with RW Stephane J.J. Richer and D David Wilkie, for LW Patrick Poulin, RW Mick Vukota, and D Igor Ulanov on January 15, 1998; Traded to Toronto, with a 2000 fourth-round draft pick and a 2001 fifth-round draft pick, for RW Mike Johnson, D Marek Posmyk, a 2000 fifth-round draft pick (RW Pavel Sedov), a 2000 sixth-round draft pick (D Aaron Gionet), and a 2001 fifth-round draft pick (traded to Los Angeles) on February 9, 2000											
						YEAR	GP	G	A	TP	PIM	YEAR	GP	G	A	TP	PIM						
						2012-13	2	0	0	0	0	1992-93	78	17	39	56	69						
						2013-14	2	0	0	0	0	1993-94	66	17	23	40	28						
						2014-15	3	0	0	0	0	4 1994-95	46	12	13	25	14						
						TOTALS	9	0	0	0	0	80 1995-96	63	3	7	10	18						
						PLAYOFFS	GP	G	A	TP	PIM	TOTALS	253	49	82	131	129						
						2015-16	3	0	0	0	0	PLAYOFFS	GP	G	A	TP	PIM						
						Signed as a free agent on July 6, 2012; Traded to Columbus, with C Dana Tyrell, for C Jonathan Marchessault and LW Dalton Smith on March 5, 2014; Signed as a free agent on July 1, 2015; Became a free agent on July 1, 2017						1995-96	2	0	0	0	2						
						Signed as a free agent on July 1, 2008; Traded to Phoenix for D David Hale and LW Todd Fedoruk on July 21, 2009						Signed as a free agent on August 5, 1992; Contract bought out on July 1, 1996											
						JOHN TUCKER	RIGHT WING				#14	DANA TYRELL	CENTER				#42						
						YEAR	GP	G	A	TP	PIM	YEAR	GP	G	A	TP	PIM						
						1992-93	78	17	39	56	69	2010-11	78	6	9	15	12						
						1993-94	66	17	23	40	28	2011-12	26	0	5	5	4						
						4 1994-95	46	12	13	25	14	2012-13	21	1	3	4	4						
						80 1995-96	63	3	7	10	18	25 2013-14	7	0	0	0	4						
						TOTALS	253	49	82	131	129	TOTALS	132	7	17	24	26						
						PLAYOFFS	GP	G	A	TP	PIM	PLAYOFFS	GP	G	A	TP	PIM						
						1995-96	2	0	0	0	2	22 2010-11	7	0	0	0	2						
						Signed as a free agent on August 5, 1992; Contract bought out on July 1, 1996						Selected in the second round, 47th overall, at the 2007 NHL Entry Draft; Traded to Columbus, with D Matt Taormina, for C Jonathan Marchessault and LW Dalton Smith on March 5, 2014											
						DANA TYRELL	CENTER				#42	6	Traded to Montreal, with LW Patrick Poulin and RW Mick Vukota, for RW Stephane J.J. Richer, RW Darcy Tucker, and D David Wilkie on January 15, 1998										
						YEAR	GP	G	A	TP	PIM	YEAR	GP	G	A	TP	PIM						
						2020-21	1	0	0	0	5	2009-10	66	2	3	5	90						
						Acquired from Chicago, with LW Patrick Poulin and a 1996 second-round draft pick (traded to New Jersey), for D Enrico Ciccone and a 1996 second-round draft pick on March 20, 1996; Traded to Montreal, with LW Patrick Poulin and RW Mick Vukota, for RW Stephane J.J. Richer, RW Darcy Tucker, and D David Wilkie on January 15, 1998						Signed as a free agent on July 1, 2009; Traded to Philadelphia, with a 2011 fourth-round draft pick, for LW Simon Gagne on July 19, 2010											
						BEN THOMAS	DEFENSE				#56	Signed as a free agent on July 1, 2009; Traded to Philadelphia, with a 2011 fourth-round draft pick, for LW Simon Gagne on July 19, 2010											
						YEAR	GP	G	A	TP	PIM	YEAR	GP	G	A	TP	PIM						
						2020-21	5	0	0	0	0	2009-10	66	2	3	5	90						
						Selected in the fourth round, 119th overall, at the 2014 NHL Draft; Became a free agent July 28, 2021						Signed as a free agent on July 1, 2009; Traded to Philadelphia, with a 2011 fourth-round draft pick, for LW Simon Gagne on July 19, 2010											

ALL-TIME GOALTENDING REGISTER

HUGO ALNEFELT										#60
YEAR	GP	MIN	GAA	W	L	OTL	SO	GA	SA	SPCT
2021-22	1	20	9.00	0	0	0	0	3	10	.700
Selected in the third round, 71st overall, at the 2019 NHL Entry Draft										

J.C. BERGERON										#30
YEAR	GP	MIN	GAA	W	L	OTL	SO	GA	SA	SPCT
1992-93	21	1,163	2.66	8	10	1	0	71	574	.876
1993-94	3	134	3.13	1	1	1	0	7	69	.899
1994-95	17	883	3.33	3	9	1	1	49	374	.869
1995-96	12	595	4.24	2	6	2	0	42	250	.832
TOTALS	53	2,775	3.65	14	26	5	1	169	1267	.867
Acquired from Montreal for G Frederic Chabot on June 18, 1992; Became a free agent on July 1, 1996										

ZAC BIEREK										#1
YEAR	GP	MIN	GAA	W	L	OTL	SO	GA	SA	SPCT
1997-98	13	433	4.16	1	4	1	0	30	210	.857
1998-99	1	59	2.03	0	1	0	0	2	21	.905
1999-00	12	509	3.65	4	4	1	0	31	308	.899
TOTALS	26	1,001	3.78	5	9	2	0	63	539	.883
Selected in the ninth round, 212th overall, at the 1995 NHL Entry Draft; Selected by Minnesota in the 2000 NHL Expansion Draft										

BEN BISHOP											#30
YEAR	GP	MIN	GAA	W	L	OTL	SO	GA	SA	SPCT	
2012-13	9	502	2.99	3	4	1	1	25	302	.917	
2013-14	63	3,586	2.23	37	14	7	5	133	1,758	.924	
2014-15	62	3,519	2.32	40	13	5	4	136	1,620	.916	
2015-16	61	3,585	2.06	35	21	4	6	123	1,672	.926	
2016-17	32	1,813	2.55	16	12	3	1	77	870	.911	
TOTALS	227	13,005	2.28	131	64	20	17	494	6,222	.921	
PLAYOFFS	GP	MIN	GAA	W	L	OTL	SO	GA	SA	SPCT	
2014-15	25	1,459	2.18	13	11	3	3	53	669	.921	
2015-16	11	582	1.86	8	2	2	2	18	297	.939	
TOTALS	36	2,041	2.09	21	13	5	5	71	966	.927	
Acquired from Ottawa for C Cory Conacher and a 2013 fourth-round draft pick on April 3, 2013; Traded to Los Angeles, with a 2017 fifth-round draft pick, for G Peter Budaj, D Erik Cernak, a 2017 seventh-round draft pick (traded to Philadelphia) and a 2017 conditional draft pick on February 26, 2017											

PETER BUDAJ											#31
YEAR	GP	MIN	GAA	W	L	OTL	SO	GA	SA	SPCT	
2016-17	7	279	2.80	3	1	0	0	13	128	.898	
2017-18	8	430	3.76	3	3	1	0	27	217	.875	
Acquired from Los Angeles, with D Erik Cernak, a 2017 seventh-round draft pick (traded to Philadelphia) and a 2017 conditional draft pick, for G Ben Bishop and a 2017 fifth-round draft pick; Traded to Los Angeles for C Andy Andreoff on June 13, 2018											

SEAN BURKE											#1
YEAR	GP	MIN	GAA	W	L	OTL	SO	GA	SA	SPCT	
2005-06	35	1713	2.80	14	10	4	2	80	764	.895	
Signed as a free agent on August 9, 2005; Claimed off waivers by Los Angeles on January 18, 2007											

SEBASTIEN CARON										#35
YEAR	GP	MIN	GAA	W	L	OTL	SO	GA	SA	SPCT
2011-12	3	135	3.11	1	1	0	0	7	57	.877
Signed as a free agent on March 19, 2012; Became a free agent on July 1, 2012										

DAN CLOUTIER											#39
YEAR	GP	MIN	GAA	W	L	OTL	SO	GA	SA	SPCT	
1999-00	52	2,492	3.49	9	30	3	0	145	1,258	.885	
2000-01	24	1,095	3.52	3	13	3	1	59	541	.891	
TOTALS	76	3,497	3.50	12	43	6	1	204	1,799	.887	
Acquired from NY Rangers, with RW Niklas Sundstrom, a 2000 first-round draft pick (RW Nikita Alexeev), and a 2000 third-round draft pick (traded to San Jose), for 1999 first-round draft pick on June 26, 1999; Traded to Vancouver for D Adrian Aucoin and a 2001 second-round draft pick (C Alexander Polushin) on February 7, 2001.											

GERALD COLEMAN										#50
YEAR	GP	MIN	GAA	W	L	OTL	SO	GA	SA	SPCT
2005-06	2	43	2.79	0	0	0	0	2	17	.882
Selected in the seventh round, 224th overall, at the 2003 NHL Entry Draft; Traded to Anaheim, with a 2007 first-round draft pick, for D Shane O'Brien and a 2007 third-round draft pick (C Luca Cunti) on February 24, 2007										

MARC DENIS										#30
YEAR	GP	MIN	GAA	W	L	OTL	SO	GA	SA	SPCT
2006-07	44	2,353	3.19	17	18	2	1	125	1,068	.883
2007-08	10	415	4.05	1	5	0	0	28	199	.859
TOTALS	54	2,768	3.32	18	23	2	1	153	1,267	.879
Acquired from Columbus for LW Fredrik Modin and G Fredrik Norrena on June 30, 2006; Contract bought out on June 25, 2008										

CEDRICK DESJARDINS											#30
YEAR	GP	MIN	GAA	W	L	OTL	SO	GA	SA	SPCT	
2010-11	2	121	1.00	2	0	0	0	2	63	.968	
2012-13	3	160	3.00	0	3	0	0	8	73	.890	
2013-14	1	18	6.67	0	1	0	0	2	13	.846	
TOTALS	6	199	3.56	2	4	0	0	12	149	.901	
Acquired from Montreal for G Karri Ramo on August 16, 2010; Became a free agent on July 1, 2011; Acquired from Montreal for G Dustin Tokarski on February 14, 2013; Became a free agent on July 1, 2014											

LOUIS DOMINGUE											#70
YEAR	GP	MIN	GAA	W	L	OTL	SO	GA	SA	SPCT	
2017-18	12	686	2.89	7	3	1	0	33	384	.914	
2018-19	26	1,561	2.88	21	5	0	0	75	812	.908	
TOTALS	38	2,247	3.10	28	8	1	0	108	1,196	.910	
Acquired from Arizona for G Michael Leighton and F Tye McGinn on November 14, 2017; Traded to New Jersey for a conditional 2021 seventh-round draft pick on November 2, 2019											

BRIAN EKLUND										#40
YEAR	GP	MIN	GAA	W	L	OTL	SO	GA	SA	SPCT
2005-06	1	58	3.10	0	1	0	0	3	19	.842
Selected in the seventh round, 226th overall, at the 2000 NHL Entry Draft;										
Traded to Boston for LW Zdenek Blatny on February 8, 2006										

BRIAN ELLIOTT										#1
YEAR	GP	MIN	GAA	W	L	OTL	SO	GA	SA	SPCT
2021-22	19	1,063	2.43	11	4	3	1	43	489	.912
2022-23	22	1,325	3.40	12	8	2	2	75	689	.891
TOTALS	41	2,388	2.96	23	12	5	3	118	1,178	.900

Signed as a free agent on July 28, 2021; Became a free agent July 1, 2023

DAN ELLIS										#30
YEAR	GP	MIN	GAA	W	L	OTL	SO	GA	SA	SPCT
2010-11	31	1,679	2.93	13	7	6	2	82	741	.889
Signed as a free agent on July 1, 2010; Traded to Anaheim for G Curtis McElhinney on February 24, 2011										

MARK FITZPATRICK											#30
YEAR	GP	MIN	GAA	W	L	OTL	SO	GA	SA	SPCT	
1997-98	34	1,938	3.16	7	24	1	1	102	975	.895	
Acquired from Florida, with RW Jody Hull, for RW Dino Ciccarelli and D Jeff Norton on January 15, 1998; Traded to Chicago, with a 1999 fourth-round draft pick, for D Michal Sykora on July 17, 1998											

WADE FLAHERTY										#31
YEAR	GP	MIN	GAA	W	L	OTL	SO	GA	SA	SPCT
2000-01	2	118	4.07	0	2	0	0	8	55	.855
Acquired from NY Islanders for a conditional 2001 draft pick on February 16, 2001; Became a free agent on July 1, 2001										

MATHIEU GARON										#32
YEAR	GP	MIN	GAA	W	L	OTL	SO	GA	SA	SPCT
2011-12	48	2,384	2.85	23	16	4	1	118	1,191	.901
2012-13	18	910	2.90	5	9	2	0	44	427	.897
TOTALS	66	3,294	2.86	28	27	6	1	162	1,618	.900
Signed as a free agent on July 1, 2011; Became a free agent on July 5, 2013										

CHRISTOPHER GIBSON											#33
YEAR	GP	MIN	GAA	W	L	OTL	SO	GA	SA	SPCT	
2020-21	2	112	2.66	1	1	0	0	5	40	.875	
Signed as a free agent October 9, 2020											

JOHN GRAHAME											#47
YEAR	GP	MIN	GAA	W	L	OTL	SO	GA	SA	SPCT	
2002-03	17	914	2.23	6	5	4	2	34	424	.920	
2003-04	29	1,688	2.06	18	9	1	1	58	664	.913	
2005-06	57	3,152	2.69	29	22	0	5	161	1,450	.889	
TOTALS	103	5,754	2.63	53	36	5	8	253	2,538	.900	
PLAYOFFS	GP	MIN	GAA	W	L	OTL	SO	GA	SA	SPCT	
2002-03	1	111	1.08	0	1	0	0	2	48	.958	
2003-04	1	34	3.53	0	0	0	0	2	17	.882	
2005-06	4	188	4.79	1	3	0	0	15	98	.847	
TOTALS	6	333	3.42	1	4	0	0	19	163	.883	
Acquired from Boston for a 2004 fourth-round draft pick on January 13, 2003;											
Became a free agent on July 1, 2006											

KRISTERS GUDLEVSKIS

DAREN PUPPA											#93											DUSTIN TOKARSKI											#40										
YEAR	GP	MIN	GAA	W	L	OTL	SO	GA	SA	SPCT			YEAR	GP	MIN	GAA	W	L	OTL	SO	GA	SA	SPCT			YEAR	GP	MIN	GAA	W	L	OTL	SO	GA	SA	SPCT							
1993-94	63	3,653	2.71	22	33	6	4	165	1,637	.899			2009-10	2	44	4.09	0	0	0	0	3	16			.813			2010-11	5	244	3.44	1	3	1	0	14	116			.879			
1994-95	36	2,013	2.68	14	19	2	1	90	946	.905			TOTALS	7	288	3.54	1	3	1	0	17	132			.871																		
1995-96	57	3,189	2.46	29	16	9	5	131	1,605	.918			Selected in the fifth round, 122nd overall, at the 2008 NHL Entry Draft; Traded to Montreal for G Cedrick Desjardins on February 14, 2013																														
1996-97	6	325	2.58	1	1	2	0	14	150	.907																																	
1997-98	26	1,456	2.72	5	14	6	0	66	660	.900																																	
1998-99	13	691	2.87	5	6	1	2	33	350	.906																																	
1999-00	5	249	4.58	1	2	0	0	19	129	.853																																	
TOTALS	206	11,576	2.68	77	91	26	12	518	5,477	.905																																	
PLAYOFFS	GP	MIN	GAA	W	L	OTL	SO	GA	SA	SPCT			ANDREI VASILEVSKIY	YEAR	GP	MIN	GAA	W	L	OTL	SO	GA	SA	SPCT			#88																
1995-96	4	173	4.86	1	3	0	0	14	86	.837			2014-15	16	864	2.36	7	5	1	1	34	415			.893																		
Selected from Florida in Phase II of the 1993 NHL Expansion Draft; Became a free agent on July 1, 2000													2015-16	24	1,259	2.76	11	10	1	1	58	646			.910																		
													2016-17	50	2,832	2.61	23	17	7	2	123	1,480			.917																		
													2017-18	65	3,825	2.62	44	17	3	8	167	2,075			.919																		

KARRI RAMO											#31	2019-20	52	3,122	2.56	35	14	3	3	133	1,605	.917
YEAR	GP	MIN	GAA	W	L	OTL	SO	GA	SA	SPCT	2020-21	42	2,523	2.21	31	10	1	5	93	1,237	.925	
2006-07	2	70	3.43	0	0	0	0	4	23	.826	2021-22	63	3,761	2.49	39	18	5	2	156	1,868	.916	
2007-08	22	1,269	3.03	7	11	3	0	64	632	.899	2022-23	60	3,596	2.65	34	22	4	4	159	1,875	.912	
2008-09	24	1,312	3.66	4	10	7	0	80	756	.894	TOTALS	425	24,986	2.52	263	123	28	32	1,051	12,914	.919	
TOTALS	48	2,651	3.35	11	21	10	0	148	1,411	.895	PLAYOFFS	GP	MIN	GAA	W	L	SO	GA	SA	SPCT		
Selected in the sixth round, 191st overall, at the 2004 NHL Entry Draft; Traded to Montreal for G Cedrick Desjardins on August 16, 2010											2014-15	4	113	3.19	1	1	0	6	57	.895		
											2015-16	8	434	2.76	3	4	0	20	267	.925		
											2017-18	17	999	2.58	11	6	0	43	524	.918		
											2018-19	4	236	3.83	0	4	0	15	104	.856		
BILL RANFORD											#30	2019-20	25	1,708	1.90	18	7	1	54	740	.927	
YEAR	GP	MIN	GAA	W	L	OTL	SO	GA	SA	SPCT	2020-21	23	1,390	1.90	16	7	5	44	699	.937		
1998-99	32	1,568	3.90	3	18	3	1	102	858	.881	2021-22	23	1,403	2.52	14	9	1	59	752	.922		
Acquired from Washington for a 1998 third-round draft pick and a 1999 second-round draft pick on June 18, 1998; Traded to Detroit for a conditional 1999 draft pick on March 23, 1999											2022-23	6	388	3.56	2	4	0	23	184	.875		
											TOTALS	110	6,670	2.37	65	42	7	264	3,327	.921		

[illegible]

COREY SCHWAB											#32	WENDELL YOUNG											#1
YEAR	GP	MIN	GAA	W	L	OTL	SO	GA	SA	SPTCT	YEAR	GP	MIN	GAA	W	L	OTL	SO	GA	SA	SPTCT		
1996-97	31	1,462	3.04	11	12	1	2	74	719	.897	1992-93	31	1,591	3.66	7	19	2	0	97	758	.872		
1997-98	16	821	2.92	2	9	1	1	40	370	.892	1993-94	9	480	2.50	2	3	1	1	20	211	.905		
1998-99	40	2,146	3.52	8	25	3	0	126	1,152	.891	TOTALS	40	2,071	3.39	9	22	3	1	117	969	.879		
TOTALS	87	4,429	3.25	21	46	5	3	240	2,241	.893	Selected from Pittsburgh in the 1992 NHL Expansion Draft; Traded to Pittsburgh for future considerations on February 16, 1995												
Acquired from New Jersey for G Jeff Reese, a 1996 second-round draft pick, and a 1996 eighth-round draft pick on June 22, 1996; Selected by Atlanta in the 1999 NHL Expansion Draft.																							

MIKE SMITH											#41
YEAR	GP	MIN	GAA	W	L	OTL	SO	GA	SA	SPTCT	
2007-08	13	774	2.79	3	10	0	1	36	338	.893	
2008-09	41	2,471	2.62	14	18	9	2	108	1,282	.916	
2009-10	42	2,273	3.09	13	18	7	2	117	1,165	.900	
2010-11	22	1,203	2.90	13	6	1	1	58	576	.899	
TOTALS	118	6,721	2.85	43	52	17	6	319	3,361	.905	
PLAYOFFS	GP	MIN	GAA	W	L	OTL	SO	GA	SA	SPTCT	
2010-11	3	120	1.00	1	1		0	2	48	.958	
Acquired from Dallas, with C Jeff Halpern, LW Jussi Jokinen, and a 2009 fourth-round draft pick (traded to Minnesota), for C Brad Richards and G Johan Holmqvist on February 26, 2008; Became a free agent on July 1, 2011											

RICK TABARACCI										#31
YEAR	GP	MIN	GAA	W	L	OTL	SO	GA	SA	SPCT
1996-97	55	3,012	2.75	20	25	6	4	138	1,415	.902
Acquired from Calgary for C Aaron Gavey on November 19, 1996; Traded to Calgary for a 1998 fourth-round draft pick (LW Eric Beaudoin) on June 21, 1997										

DUSTIN TOKARSKI											#40
YEAR	GP	MIN	GAA	W	L	OTL	SO	GA	SA	SPCT	
2009-10	2	44	4.09	0	0	0	0	3	16	.813	
2011-12	5	244	3.44	1	3	1	0	14	116	.879	
TOTALS	7	288	3.54	1	3	1	0	17	132	.871	

Selected in the fifth round, 122nd overall, at the 2008 NHL Entry Draft; Traded to Montreal for G Cedrick Desjardins on February 14, 2013

ANDREI VASILEVSKIY											#88
YEAR	GP	MIN	GAA	W	L	OTL	SO	GA	SA	SPCT	
2014-15	16	864	2.36	7	5	1	1	34	415	.893	
2015-16	24	1,259	2.76	11	10	0	1	58	646	.910	
2016-17	50	2,832	2.61	23	17	7	2	123	1,480	.917	
2017-18	65	3,825	2.62	44	17	3	8	167	2,075	.919	
2018-19	53	3,204	2.40	39	10	4	6	128	1,585	.925	
2019-20	52	3,122	2.56	31	14	3	3	133	1,605	.917	
2020-21	42	2,523	2.21	35	10	1	5	93	1,237	.925	
2021-22	63	3,761	2.49	39	18	5	2	156	1,868	.916	
2022-23	60	3,596	2.65	34	22	4	4	159	1,875	.915	
TOTALS	425	24,986	2.52	263	123	28	32	1,051	12,914	.919	
PLAYOFFS	GP	MIN	GAA	W	L		SO	GA	SA	SPCT	
2014-15	4	113	3.19	1	1	0	0	6	57	.895	
2015-16	8	434	2.76	3	4	0	0	20	267	.925	
2017-18	17	999	2.58	11	6	0	0	43	524	.918	
2018-19	4	236	3.83	0	4	0	0	15	104	.856	
2019-20	25	1,708	1.90	18	7	1	5	54	740	.927	
2020-21	23	1,390	1.90	16	7	5	4	44	699	.937	
2021-22	23	1,403	2.52	14	9	1	1	59	752	.922	
2022-23	6	388	3.56	2	4	0	0	23	184	.875	
TOTALS	110	6,670	2.37	65	42	7	7	264	3,327	.921	

Selected in the first round, 19th overall, at the 2012 NHL Entry Draft

KEVIN WEEKES											#80
YEAR	GP	MIN	GAA	W	L	OTL	SO	GA	SA	SPCT	
2000-01	61	3,378	3.14	20	33	3	4	177	1,742	.898	
2001-02	19	830	2.89	3	9	0	2	40	470	.915	
TOTALS	80	4,208	3.09	23	42	3	6	217	2,212	.902	
Acquired from NY Islanders, with D Kristian Kudroc and a 2001 second-round draft pick (traded to Phoenix), for a 2000 first-round draft pick, a 2000 fourth-round draft pick, and a 2000 seventh-round draft pick on June 24, 2000; Traded to Carolina for LW Chris Dingman and RW Shane Willis on March 5, 2002											
DEREK WILKINSON											#35
YEAR	GP	MIN	GAA	W	L	OTL	SO	GA	SA	SPCT	
1995-96	4	200	4.50	0	3	0	0	15	105	.857	
1996-97	5	169	4.26	0	2	1	0	12	72	.833	
1997-98	8	311	3.28	2	4	1	0	17	148	.885	
1998-99	5	253	3.08	1	3	1	0	13	129	.899	
TOTALS	22	933	3.67	3	12	3	0	57	454	.874	
Selected in the seventh-round, 145th overall, at the 1992 NHL Entry Draft; Became a free agent on July 1, 1999											
WENDELL YOUNG											#1
YEAR	GP	MIN	GAA	W	L	OTL	SO	GA	SA	SPCT	
1992-93	31	1,591	3.66	7	19	2	0	97	758	.872	
1993-94	9	480	2.50	2	3	1	1	20	211	.905	
TOTALS	40	2,071	3.39	9	22	3	1	117	969	.879	
Selected from Pittsburgh in the 1992 NHL Expansion Draft; Traded to Pittsburgh for future considerations on February 16, 1995											

YOUNGEST & OLDEST PLAYERS

YOUNGEST

RANK	PLAYER	POS	BIRTHDATE	FIRST GAME	AGE
1.	Chris Gratton	C	July 5, 1975	Oct. 6, 1993	18 yrs., 3 mos., 1 day
2.	Vincent Lecavalier	C	April 21, 1980	Oct. 9, 1998	18 yrs., 5 mos., 18 days
3.	Roman Hamrlik	D	April 12, 1974	Oct. 7, 1992	18 yrs., 5 mos., 25 days
4.	Steven Stamkos	C	February 7, 1990	Oct. 4, 2008	18 yrs., 8 mos., 27 days
5.	Jason Wiemer	LW	April 14, 1976	Jan. 20, 1995	18 yrs., 9 mos., 6 days

OLDEST

RANK	PLAYER	POS	BIRTHDATE	LAST GAME	AGE
1.	Gary Roberts	LW	May 23, 1966	March 1, 2009	42 yrs., 9 mos., 28 days
2.	Dwayne Roloson	G	Oct. 12, 1969	April 7, 2012	42 yrs., 5 mos., 26 days
3.	Dave Andreychuk	LW	Sept. 29, 1963	January 7, 2006	42 yrs., 3 mos., 8 days
4.	Mark Recchi	RW	February 1, 1968	March 1, 2009	41 yrs., 1 mon.
5.	Sami Salo	D	Sept. 2, 1974	April 18, 2014	40 yrs., 7 mos., 16 days
6.	Kjell Samuelsson	D	Oct. 18, 1958	April 16, 1999	40 yrs., 5 mos., 28 days

TEAM FIRSTS

Game	October 7, 1992 vs Chicago	Game-Winning Goal Against	Neal Broten at 13:02 of 2nd period, October 10, 1992 vs Minnesota
Victory	October 7, 1992 vs Chicago 7-3	Game-Tying Goal	Brian Bradley at 15:47 of 3rd period, October 11, 1992 at Chicago
Home Victory	October 7, 1992 vs Chicago 7-3	Game-Tying Goal Against	Calle Johansson at 12:10 of 3rd period, November 6, 1992 at Washington
Road Victory	October 13, 1992 vs St. Louis 2-1	Empty-Net Goal	Brian Bradley at 19:12 of 3rd period, October 13, 1992 at St. Louis
Tie	October 11, 1992 at Chicago 4-4	Empty-Net Goal Against	Gary Roberts at 19:36 of 3rd period, November 14, 1992 vs Calgary
Home Tie	January 24, 1993 vs Minnesota 2-2	Hat Trick	Chris Kontos, October 7, 1992 vs Chicago (4-0-4)
Road Tie	October 11, 1992 at Chicago 4-4	Hat Trick Against	Evgeny Davydov, November 17, 1992 vs Winnipeg (3-0-3)
Defeat	October 10, 1992 vs Minnesota 2-1	Overtime Goal	Doug Crossman at 1:16 of OT, November 7, 1992 at NY Islanders
Home Defeat	October 22, 1992 vs Toronto 5-2	Overtime Goal Against	Bob Sweeney at 2:30 of OT, October 16, 1992 at Buffalo
Road Defeat	October 10, 1992 vs Minnesota 2-1	Shootout Victory	November 23, 2005 at Washington, 4-3
Shutout	November 13, 1992 vs Ottawa 1-0	Shootout Defeat	October 13, 2005 vs. Buffalo, 3-2
Shutout Against	December 18, 1992 vs New Jersey 2-0	Penalty	Mike Hartman (Interference) at 2:28 of 1st period, October 7, 1992 vs Chicago
Shot on Goal	Stan Drulia at 1:44 of 1st period, October 7, 1992 vs Chicago	Power Play Attempt	2:57 of 1st period, October 7, 1992 vs Chicago (high-sticking on Steve Larmer)
Shot on Goal Against	Chris Chelios at 20:02 of 1st period, October 7, 1992 vs Chicago	Penalty Shot	Brian Bradley, October 22, 1992 vs Toronto (unsuccessful)
Goal	Chris Kontos at 4:43 of 1st period, October 7, 1992 vs Chicago	Penalty Shot Against	Pierre Turgeon, November 7, 1992 at NY Islanders (successful)
Goal Against	Cam Russell at 13:19 of 1st period, October 7, 1992 vs Chicago	Successful Penalty Shot	Mikael Andersson, December 15, 1992 at Los Angeles
Assist	Rob Zamuner and Adam Creighton at 4:43 of 1st period, October 7, 1992 vs Chicago	Successful Penalty Shot Against	Pierre Turgeon, November 7, 1992 at NY Islanders
Assist Against	Ed Belfour at 13:19 of 1st period, October 7, 1992 vs Chicago	Starting Lineup	Mikael Andersson, Adam Creighton, Chris Kontos, Rob Ramage, Peter Taglianetti, Wendell Young
Power Play Goal	Chris Kontos at 4:43 of 1st period, October 7, 1992 vs Chicago		
Power Play Goal Against	Steve Larmer at 7:49 of 1st period, October 11, 1992 at Chicago		
Shorthanded Goal	Mikael Andersson at 8:18 of 2nd period , October 15, 1992 vs Toronto		
Shorthanded Goal Against	Gary Suter at 2:18 of 2nd period, November 14, 1992 vs Calgary		
Game-Winning Goal	Ken Hodge at 14:09 of 1st period, October 7, 1992 vs Chicago		

ANALIE ARENA FIRSTS

Game	October 20, 1996 vs NY Rangers
Victory	October 20, 1996 vs NY Rangers 5-2
Tie	October 29, 1996 vs Chicago 2-2
Defeat	October 24, 1996 vs Ottawa 5-2
Shutout	November 19, 1996 vs Los Angeles 3-0
Shutout Against	November 27, 1996 vs Buffalo 3-0
Goal	Brian Bradley at 11:46 of 1st period, October 20, 1996 vs NY Rangers
Goal Against	Wayne Gretzky at 13:45 of 1st period, October 20, 1996 vs NY Rangers
Assist	Rob Zamuner at 11:46 of 1st period, October 20, 1996 vs NY Rangers
Assist Against	Niklas Sundstrom at 13:45 of 1st period, October 20, 1996 vs NY Rangers
Power Play Goal	Roman Hamrlík at 18:20 of 2nd period, October 20, 1996 vs NY Rangers
Power Play Goal Against	Daniel Goneau at 4:32 of 3rd period, October 20, 1996 vs NY Rangers
Shorthanded Goal	Rob Zamuner at 18:57 of 2nd period, November 19, 1996 vs Los Angeles Kings
Shorthanded Goal Against	Steve Duchesne at 12:50 of 2nd period, October 24, 1996 vs Ottawa
Game-Winning Goal	Alex Selivanov at: 55 of 2nd period, October 20, 1996 vs NY Rangers
Game-Winning Goal Against	Steve Duchesne at 12:50 of 2nd period, October 24, 1996 vs Ottawa
Game-Tying Goal	John Cullen at 19:16 of 3rd period, November 8, 1996 vs Pittsburgh

TEAM HISTORY

May 1, 1990	Phil Esposito announces his intention to vie for an NHL franchise in Tampa Bay.
Sept. 12, 1990	Esposito announces that the franchise, if awarded, will be called the Tampa Bay Lightning.
Sept. 19, 1990	In an exhibition game sponsored by Esposito and the Tampa Bay Hockey Group, a crowd of 25,581 - at that time, the largest to ever see an NHL game - watches the Pittsburgh Penguins skate to a 5-3 victory against Wayne Gretzky and the Los Angeles Kings at the Florida Suncoast Dome (now Tropicana Field).
Nov. 1, 1990	NHL representatives make their first official visit to Tampa Bay and give the area positive reviews.
Dec. 6, 1990	NHL President John A. Ziegler announces that Tampa Bay and Ottawa have been awarded conditional franchises, to begin play in 1992-93.
Mar. 25, 1991	The Lightning unveil the team's colors (black, blue, silver & white) and logos.
Apr. 4, 1991	Tony Esposito is hired as director of hockey operations.
June 4, 1991	At a news conference, the Lightning's home and road uniforms are unveiled.
Sept. 19, 1991	The Lightning receive approval for a restructured partnership with Lightning, Partners, Inc. (owned by Kokusai Green Co.,Ltd.) assuming the role of general partner.
Dec. 16, 1991	The NHL grants permanent membership status to the Lightning and Ottawa Senators.
Jan. 9, 1991	The NHL announces the Lightning will play their inaugural season as members of the Norris Division of the Clarence Campbell Conference.
Apr. 22, 1992	The Lightning sign an agreement with the Florida State Fair grounds to have Expo Hall serve as the team's inaugural season home.

Game-Tying Goal Against	Eric Weinrich at 6:50 of 3rd period, October 29, 1996 vs Chicago
Empty-Net Goal	Roman Hamrlík at 19:30 of 3rd period, December 31, 1996 vs NY Rangers
Empty-Net Goal Against	Alexei Yashin at 19:42 of 3rd period, October 24, 1996 vs Ottawa
Hat Trick	Dino Ciccarelli, November 8, 1996 vs Pittsburgh
Hat Trick Against	John LeClair, October 16, 1998 vs Philadelphia
Overtime Goal	Bill Houlder at 2:02 of OT, January 21, 1997 vs Colorado
Overtime Goal Against	Kelly Miller at 3:32 of OT, January 21, 1998 vs Washington
Penalty Kill	Roman Hamrlík (holding the stick) at 7:58 of 1st period, October 20, 1996 vs NY Rangers
Power Play Attempt	1:35 of 1st period, October 20, 1996 vs Rangers (goaltender interference on Pat Flatley)
Penalty Shot	Rob Zamuner, January 11, 1997 vs Islanders (successful)
Penalty Shot Against	Steve Heinze, December 17, 1997 vs Boston (unsuccessful)
Successful Penalty Shot	Rob Zamuner, January 11, 1997 vs NY Islanders
Successful Penalty Shot Against	Robert Reichel, January 14, 1998 vs NY Islanders
Starting Lineup	Mikael Andersson, Brian Bradley, Roman Hamrlík, Rudy Poeschek, Cory Schwab, Rob Zamuner

Apr. 23, 1992	Terry Crisp is named the first head coach in franchise history.
June 18, 1992	Goaltender Wendell Young is selected from the Pittsburgh Penguins with the first pick in the NHL Expansion Draft. The Lightning and Senators each select 21 players in the draft. Phil Esposito also completes the first trade in franchise history, sending goaltender Frederic Chabot (selected in the expansion draft from Montreal) back to the Canadiens for goaltender J.C. Bergeron.
June 20, 1992	The Lightning select Czech defenseman Roman Hamrlík first overall in the 1992 NHL Entry Draftat Montreal.
June 29, 1992	Forward Mikael Andersson of the Hartford Whalers becomes the Lightning's first free agent signee.
Sept. 12, 1992	The Lightning's first training camp opens at the Lakeland Civic Center in Lakeland, Florida.
Sept. 18, 1992	The Lightning tie the Minnesota North Stars, 4-4, in their first preseason game at Expo Hall. Brian Bradley scores the first goal 23 seconds in.
Sept. 23, 1992	Goaltender Manon Rheume makes history by becoming the first woman to play in one of the four major professional sports leagues when she starts against St. Louis in a preseason game.
Oct. 7, 1992	The Lightning open their first season with a 7-3 victory against the Chicago Blackhawks before sellout crowd of 10,425 at Expo Hall. Chris Kontos scores four goals in the victory.
Oct. 13, 1992	The Lightning earn their first road victory, 2-1, at St. Louis.

Nov. 7, 1992	The Lightning's first overtime victory occurs at the New York Islanders as defenseman Doug Crossman records three goals (including the overtime winner) and three assists in the 6-5 win.
Feb. 6, 1993	Brian Bradley skates in the 44th NHL All-Star Game in Montreal, becoming the first All-Star in club history.
Mar. 16, 1993	Brian Bradley sets the NHL Expansion record for goals in one season for a non-WHA club when he nets his 39th against Hartford at Expo Hall.
Apr. 1, 1993	The NHL announces a geographical realignment that will move the Lightning to the Atlantic Division of the Eastern Conference beginning the 1993-94 season.
July 20, 1993	The Lightning and the city of St. Petersburg announce a two-year agreement for the team to play at the Florida Suncoast Dome (later renamed the ThunderDome).
Oct. 9, 1993	The Lightning set a NHL single-game attendance mark when 27,227 fans attend the first regular-season game at the ThunderDome vs. Florida.
Oct. 20, 1993	Wayne Gretzky skates against his younger brother, Brent, for the first time as the Lightning play host to the Los Angeles Kings at the ThunderDome.
Aug. 10, 1995	Final bond financing is completed to secure funding for the Tampa Bay Arena, which will house the Lightning beginning in 1996-97.
Oct. 4, 1995	Paul Ysebaert is named the first captain in club history.
Mar. 5, 1996	The Lightning earn their 100th franchise victory, 2-0, against the Chicago Blackhawks.
Apr. 13, 1996	The Lightning clinch their first Stanley Cup Playoff berth as New Jersey is eliminated from contention with a 4-2 loss against Ottawa.
Apr. 16, 1996	The Lightning appear in their first Stanley Cup Playoff game, losing 7-3 at Philadelphia in Game One of the Eastern Conference Quarter-Finals.
Apr. 18, 1996	Brian Bellows scores in overtime as theLightning claim their first Stanley Cup Playoff victory, 2-1, at Philadelphia.
Apr. 21, 1996	Alex Selivanov scores in overtime against the Flyers to give the Lightning their first home Stanley Cup Playoff victory before a playoff-record crowd of 25,945.
Apr. 23, 1996	The Lightning set an all-time NHL attendance record as 28,183 fans pack the ThunderDome for Game Four of the Eastern Conference Quarter-Finals vs. Philadelphia.
Oct. 20, 1996	The Lightning open their new home in downtown Tampa - the Ice Palace Arena - with a 5-2 victory against the New York Rangers. Brian Bradley scores the first goal at 11:46 of the first period.
Oct. 21, 1996	The Lightning are selected as host for the 1999 NHL All-Star Game, to be held at the Ice Palace Arena.
Jan. 18, 1997	Right wing Dino Ciccarelli starts in the 1997 NHL All-Star Game at San Jose and records the first Lightning All-Star point, an assist.
Mar. 4, 1997	Dino Ciccarelli nets the 1,000th goal in Lightning history in the first period of a 6-3 victory at the New York Islanders.
June 26, 1997	The NHL announces a geographical realignment that will move the Lightning to the Southeast Division of the Eastern Conference beginning the 1998-99 season.
Nov. 12, 1997	Jacques Demers is named the second head coach in Lightning history.
Nov. 19, 1997	Mikael Renberg is named the second captain in Lightning history.
May 18, 1998	The Lightning enter into a purchase agreement with Art Williams.
June 27, 1998	Vincent Lecavalier is selected first overall at the 1998 NHL Entry Draft in Buffalo, NY.
July 14, 1998	Art Williams becomes the second owner in franchise history.
Oct. 9, 1998	Rob Zamuner is named the third captain in team history.
Oct. 13, 1998	Jacques Demers is named the second general manager in Lightning history.
Jan. 24, 1999	The Lightning play host to the 49th NHL All-Star Game at the Ice Palace.

Mar. 3, 1999	The Lightning enter into a purchase agreement with Palace Sports & Entertainment, Inc. of Auburn Hills, Michigan.
June 25, 1999	John Cullen becomes the Lightning's first major awardwinner when he is presented with the Bill Masterton Memorial Trophy for his dedication and perseverance to hockey following a life-threatening bout with non-Hodgkin's lymphoma.
June 28, 1999	Palace Sports & Entertainment becomes the third owner in franchise history. Rick Dudley is named vice president of hockey operations and general manager.
July 14, 1999	Steve Ludzik becomes the third head coach in Lightning history.
Sept. 28, 1999	Bill Houlder is named the fourth captain in team history.
Nov. 12, 1999	Chris Gratton is named the fifth captain in team history.
Mar. 10, 2000	Vincent Lecavalier, 19, is named the sixth captain in team history, the youngest full-time captain in NHL history. (19 yrs., 10 mos., 18 days).
Jan. 6, 2001	John Tortorella becomes the fourth head coach in Lightning history.
Feb. 4, 2001	Fredrik Modin, who one day earlier won the NHL's Hardest Shot Competition, skates in the 2001 NHL All-Star Game at Denver and records four assists, one shy of the NHL All-Star Game record.
May 29, 2001	Entered a minor league affiliation agreement with the Springfield Falcons of the American Hockey League. (AHL).
June 12, 2001	Entered a minor league affiliation agreement with the Pensacola Ice Pilots of the East Coast Hockey League (ECHL).
Feb. 2, 2002	Nikolai Khabibulin became the first Lightning goaltender to compete in the NHL All-Star Game. Khabibulin was the game's winning netminder after he stopped all 20 shots he faced for a scoreless third period in the World Team's 8-5 come-from-behind victory.
Feb. 10, 2002	Jay Feaster is named General Manager.
Mar. 1, 2002	The Lightning set a new Ice Palace attendance record of 20,914 in a 3-4 overtime loss to the Detroit Red Wings.
Sept. 3, 2002	The Lightning and newspaper outlet St. Petersburg Times agree to a 12-year deal to rename the Ice Palace Arena to the St. Pete Times Forum.
Sept. 11, 2002	Dave Andreychuk is named seventh captain in team history.
Feb. 2, 2003	Nikolai Khabibulin, Vincent Lecavalier & Martin St. Louis became the first multiple Lightning representatives in an NHL All-Star Game when they suited up for the Eastern Conference at the Office Depot Center in Sunrise.
Mar. 24, 2003	The Lightning clinch their second Stanley Cup Playoff berth in franchise history with a 4-1 win at San Jose.
Apr. 3, 2003	The Lightning clinch their first Southeast Division title when Washington loses to Ottawa, 5-1.
Apr. 20, 2003	The Lightning win their first Stanley Cup Playoff series with a 2-1 victory at Washington on Martin St. Louis' goal in the third overtime. Tampa Bay wins the series, four games to two.
June 24, 2003	Entered a minor league affiliation agreement with the Hershey Bears of the American Hockey League. (AHL).
Aug. 1, 2003	Entered a minor league affiliation agreement with the Hamilton Bulldogs of the American Hockey League. (AHL).
Apr. 1, 2004	Lightning clinch their first-ever Eastern Conference number-one seed with a 4-3 win over the Florida Panthers.
Apr. 16, 2004	The Lightning win their first-ever playoff series at home in Game 5 of the 2004 Eastern Conference Quarterfinals in a 3-2 win vs. NY Islanders on Martin St. Louis' overtime goal.
Apr. 29, 2004	Tampa Bay advanced to the Eastern Conference Finals for the first time with a 3-1 victory over the Montreal Canadiens. It was also the first time in franchise history the Lightning swept an opponent in the playoffs.

May 8, 2004 The Lightning played its first Eastern Conference Championship game in franchise history, defeating the Philadelphia Flyers 3-1.

May 22, 2004 Tampa Bay advanced to the Stanley Cup Finals for the first time in team history after downing Philadelphia 2-1 in Game 7 of the Eastern Conference Finals.

June 3, 2004 Tampa Bay sets a new attendance record at the St. Pete Times Forum when 22,426 fans filled the building to watch a 3-2 Calgary win in Game 5 of the Stanley Cup Final.

June 7, 2004 The Lightning won their first Stanley Cup in franchise history with a 2-1 victory in Game 7 vs. Calgary. Brad Richards was awarded the Conn Smythe Trophy as playoff MVP.

June 10, 2004 Martin St. Louis becomes the first player in franchise history to win the Hart Trophy as NHL MVP and the Art Ross Trophy as the NHL's leading point scorer. John Tortorella (Jack Adams) and Brad Richards (Lady Byng) also won NHL Awards for the first time.

June 26, 2005 Signed Executive VP and General Manager Jay Feaster and Head Coach John Tortorella to long-term contract extensions.

July 29, 2005 Named Claude Loiselle to the position of Assistant General Manager.

Oct. 5, 2005 The Lightning open the 2005-06 regular season raising their 2004 Stanley Cup championship banner in a 5-2 win vs. Carolina.

Apr. 17, 2006 Tampa Bay clinched their third consecutive playoff berth with a Washington win against Atlanta.

May 22, 2006 Named Steve Stirling the Head Coach of their top affiliate, the Springfield Falcons (AHL).

July 31, 2006 Named Ryan Belec the Vice President of Hockey Operations for their ECHL affiliate Johnstown Cheifs.

Sept. 5, 2006 Named William "Mic" Miederhoff to the position of Assistant Equipment Manager.

Sept. 6, 2006 Tim Taylor is named the eighth captain in franchise history.

Sept. 28, 2006 Dave Andreychuk joins Lightning front office as Community Representative.

Oct. 5, 2006 St. Pete Times Forum Celebrates 10th anniversary at Lightning home opener.

Jan. 20, 2007 Executive Vice President and General Manager Jay Feaster becomes the all-time winningest general manager in franchise history with his 158th victory, surpassing Phil Esposito.

Mar. 29, 2007 Entered into a minor league affiliation agreement with the AHL's Norfolk Admirals.

Apr. 5, 2007 Clinched their fourth consecutive playoff berth with Toronto and Montreal losses.

May 31, 2007 Mike Sullivan named Assistant Coach.

June 7, 2007 Entered into a minor league affiliation agreement with the ECHL's Mississippi Sea Wolves.

June 14, 2007 Vincent Lecavalier becomes the first player in franchise history to win the Maurice "Rocket" Richard Trophy with 52 goals in the regular season.

Aug. 7, 2007 Absolute Hockey Enterprises enters into a purchase agreement with Palace Sports & Entertainment to buy the Tampa Bay Lightning, the lease-holding rights to the St. Pete Times Forum and 5.5 acres of land surrounding the building.

Aug. 25, 2007 The Lightning unveil a new modified logo and jersey system with the same inaugural colors.

Jan. 24, 2008 Head Coach John Tortorella becomes the all-time leader in games coached among American-born coaches with his 507th, a 4-8 loss to Ottawa.

Feb. 12, 2008 Jay Feaster earns his 200th career win as general manager of the Lightning, a 3-2 victory against Montreal.

Feb. 13, 2008 OK Hockey LLC enters into a purchase agreement with Palace Sports & Entertainment to buy the Tampa Bay Lightning, the lease-holding rights to the St. Pete Times Forum and 5.5 acres of land surrounding the building.

Mar. 11, 2008 Head Coach John Tortorella surpasses 'Badger' Bob Johnson as the all-time wins leader among American-born coaches with his 235th, an 8-4 win against the New York Islanders.

Mar. 28, 2008 John Tortorella named head coach for Team USA at the 2008 World Championships in Canada.

Mar. 31, 2008 Played in the 600th home game in franchise history, a 2-0 loss to Atlanta.

Apr. 4, 2008 Assistant Coach Mike Sullivan named as assistant for Team USA at the 2008 World Championships in Canada.

Apr. 7, 2008 Lightning win draft lottery and retain the first overall pick at the 2008 NHL Entry Draft, the third time in franchise history they held the first overall selection.

Apr. 28, 2008 Lightning's Jeff Halpern named captain of Team USA at 2008 World Championship in Canada.

June 3, 2008 Lightning announce John Tortorella will not return as head coach for the 2008-09 season.

June 18, 2008 Sale of the Lightning, the lease-holding rights and 5.5 acres of land to OK Hockey approved by the NHL's Board of Governors.

June 20, 2008 Steven Stamkos is selected first overall at the 2008 NHL Entry Draft in Ottawa, ON.

June 24, 2008 Lightning name Barry Melrose the sixth coach in franchise history.

June 25, 2008 Brian Lawton named Vice President of Hockey Operations.

July 3, 2008 Purchase of the Lightning by OK Hockey from Palace Sports and Entertainment closes.

July 9, 2008 Named Tom Kurvers to the position of co-assistant general manager, Jim Hammett to the position of director of player personnel and Greg Malone to the position of head professional scout. Lightning name Rick Tocchet, Wes Walz and Cap Raeder as assistant coaches.

July 11, 2008 Executive vice president and general manager Jay Feaster resigns.

July 17, 2008 Mike Vernon named to the position of special assistant to the vice president of hockey operations.

July 22, 2008 Named Mike Butters General Manager of the Norfolk Admirals.

July 24, 2008 Entered into affiliation agreement with the ECHL's Augusta Lynx.

Aug. 22, 2008 Ron Campbell assumes role of Senior Advisor to the Ownership group.

Sept. 18, 2008 Named Vincent Lecavalier team captain.

Oct. 22, 2008 Named Brian Lawton Executive Vice President and General Manager.

Nov. 5, 2008 COO Sean Henry resigns.

Nov. 14, 2008 Head Coach Barry Melrose relieved of his duties; Rick Tocchet named Interim Head Coach.

Nov. 23, 2008 Lightning debut new blue third jersey vs. New Jersey.

Nov. 25, 2008 Mike Sullivan returns to team as Associate Coach.

Jan. 21, 2009 Sean Henry named business consultant for Lightning and St. Pete Times Forum.

May 11, 2009 Rick Tocchet named seventh coach in franchise history.

July 29, 2009 Hired Rick Wilson as associate coach.

Aug. 17, 2009 Entered into affiliation agreement with CHL's Colorado Eagles.

Oct. 2, 2009 Hired Adam Oates as Assistant Coach, named Imran Khan Assistant General Manager/Strategic Planning and Liz Sylvia Manager of Hockey Administration.

Feb. 5, 2010 Tampa Bay Sports & Entertainment LLC, owned by Jeff Vinik, executes an agreement to purchase the Tampa Bay Lightning, the company which operates the St. Pete Times Forum and two parcels of adjacent land.

Feb. 24, 2010 Named Jim Johnson Assistant Coach and relieved Wes Walz from the position of Assistant Coach.

Mar. 3, 2010 Tampa Bay Sports and Entertainment LLC closes on purchase agreement for the Tampa Bay Lightning, the lease to the St. Pete Times Forum and adjacent real estate, becoming the fifth owner in franchise history.

Apr. 3, 2010 Assign Assistant Coach Jim Johnson to Norfolk of the American Hockey League as Head Coach.

Apr. 12, 2010 Executive Vice President and General Manager Brian Lawton and Head Coach Rick Tocchet relieved of their duties.

May 25, 2010 Steve Yzerman named to the position of Vice President, General Manager and Alternate Governor.

June 8, 2010 Added Pat Verbeek to professional scouting staff.

June 10, 2010 Named Guy Boucher the seventh head coach in franchise history.

June 23, 2010 Steven Stamkos co-wins the Maurice "Rocket" Richard Trophy with 51 goals in the regular season; Martin St. Louis wins the Lady Byng Memorial Trophy.

July 16, 2010 Julien BriseBois is named assistant general manager.

July 20, 2010 Daniel Lacroix and Martin Raymond are named as assistant coaches.

July 23, 2010 Jim Johnson and Cap Raeder are relieved of their assistant coaching duties; Wayne Fleming is hired as an assistant coach.

July 26, 2010 Tod Leiweke is named as chief executive officer of Tampa Bay Sports & Entertainment LLC.

July 29, 2010 Entered into an affiliate agreement with the ECHL's Florida Everblades.

Aug. 16, 2010 Al Murray is hired as director of amateur scouting.

Aug. 31, 2010 Steve Griggs is named chief operating officer.

Sept. 3, 2010 Steve Thomas is hired as player development consultant.

Sept. 7, 2010 Frantz Jean as is hired as goaltending consultant.

Feb. 2, 2011 CEO Tod Leiweke announces a year-long, \$35 million privately-funded renovation plan for the St. Pete Times Forum.

Feb. 4, 2011 A new business franchise transformation is announced that includes new blue and white jerseys, a new primary logo, and Jeff Vinik's five-year charitable commitment to the community; Dave Andreychuk is named vice president of corporate & community affairs; Phil Esposito is named vice president of corporate relations.

Feb. 16, 2011 Dave Andreychuk is inducted into the Florida Sports Hall of Fame.

Mar. 31, 2011 The Lightning clinch their first playoff berth since 2007, and sixth in franchise history, with a 2-1 win vs. Pittsburgh.

May 4, 2011 The Lightning return to the Eastern Conference Finals for the first time in seven years in a four game sweep vs. Washington in the 2011 Eastern Conference Semifinals.

June 22, 2011 Martin St. Louis wins his second consecutive Lady Byng Memorial Trophy.

July 5, 2011 The Lightning Foundation launches the revolutionary "Community Heroes" program that will donate more than \$2 million to local charities throughout each hockey season.

Dec. 5, 2011 The NHL announces a geographical realignment that will move the Lightning to the Atlantic Division of the Eastern Conference beginning the 2013-14 season.

Dec. 31, 2011 Lightning founder Phil Esposito is honored with a statue on the West Plaza in front of the St. Pete Times Forum; The St. Pete Times Forum is renamed the Tampa Bay Times Forum when the St. Petersburg Times changes its name to the Tampa Bay Times.

Feb. 16, 2012 The Lightning and the University of South Florida announce partnership to prepare students for careers in sport and entertainment management, offering a two-year MBA as well as paid internships for graduate students.

Mar. 18, 2012 Tampa Bay's top affiliate, the AHL's Norfolk Admirals, sets a league record with their 18th consecutive victory. They would go on to win 28 consecutive games, which will also carry over to the 2012-13 season.

Apr. 7, 2012 Steven Stamkos becomes the first player in franchise history to score 60 goals in a 4-3 overtime win at Winnipeg.

May 3, 2012 Tampa Bay Sports & Entertainment LLC announces that the Tampa Bay Times Forum will receive the largest center-hung arena HD video display board in North America, at a privately funded cost of \$5 million.

June 20, 2012 Steven Stamkos wins his second career Maurice "Rocket" Richard Trophy with 60 goals in the regular season.

Jan. 21 2013 Vincent Lecavalier becomes the 280th player to skate in 1,000 NHL games, all with Tampa Bay, in a 4-3 loss at NY Islanders.

Feb. 14, 2013 The Lightning announce "Bolts Social Central", a revolutionary new social media hub at the Tampa Bay Times Forum.

Mar. 24, 2013 Guy Boucher is relieved of head coaching duties.

Mar. 25, 2013 Jon Cooper is named eighth head coach in franchise history.

Apr. 10, 2013 Tampa attorney Jim Shimberg joins Tampa Bay Sports & Entertainment LLC as executive vice president and general counsel.

June 3, 2013 AHL affiliate Syracuse Crunch advance to the Calder Cup Finals in just their first season of the affiliation.

June 3, 2013 Rick Bowness is named as associate coach.

June 14, 2013 Martin St. Louis wins his third career Lady Byng Memorial Trophy and second career Art Ross Trophy.

June 27, 2013 The Lightning use a compliance buyout on the remainder of Vincent Lecavalier's contract.

Oct. 1, 2013 Martin St. Louis is named ninth team captain in franchise history.

Jan. 18, 2014 Martin St. Louis scores four goals in a 4-5 loss vs. San Jose, tying a franchise record set by Chris Kontos in the Lightning's inaugural game.

Mar. 6, 2014 Steven Stamkos is named 10th team captain in franchise history.

Apr. 1, 2014 The Lightning clinch their first playoff berth since 2011, and seventh in franchise history, with a 3-1 win vs. Montreal.

Apr. 5, 2014 Lightning vice president of corporate & community affairs and former captain Dave Andreychuk is honored with a statue on Ford Thunder Alley in front of the Tampa Bay Times Forum.

Apr. 7, 2014 CEO Steve Griggs is named team president; General manager Steve Yzerman is signed to a four-year contract extension.

July 7, 2014 Jay Feaster joins the Lightning's front office as executive director of community hockey development.

July 24, 2014 Owner Jeff Vinik purchases Channelside Plaza, adjacent to the Tampa Bay Times Forum.

Sept. 3, 2014 The Lightning and local oil company Amalie Oil Co. agree to a longterm deal to rename the Tampa Bay Times Forum to Amalie Arena.

Nov. 13, 2014 The Lightning debut new black third jerseys vs. San Jose.

Mar. 4, 2015 President Steve Griggs announces a two-year renovation project for Amalie Arena, a \$25 million cost to be split with Hillsborough County.

Mar. 30, 2015 The Lightning clinch their second consecutive playoff berth, and eighth in franchise history, with a 5-3 win vs. Montreal.

May 29, 2015 The Lightning return to the Stanley Cup Finals for the second time in franchise history with a 2-0 win at NY Rangers in Game 7 of the 2015 Eastern Conference Finals.

June 3, 2015 The Lightning host Chicago in Game 1 of the 2015 Stanley Cup Finals, becoming the first team in NHL history to play four consecutive Original Six teams in the Stanley Cup Playoffs after defeating Detroit, Montreal, and NY Rangers in the first three rounds.

June 24, 2015 Steve Yzerman becomes the first general manager in franchise history to win the NHL's General Manager of the Year Award.

July 24, 2015 Tod Leiweke resigns as CEO; President Steve Griggs is named CEO

Aug. 18, 2015 Brad Lauer is hired as an assistant coach

Sept. 14, 2015 The Lightning team with the NHL and NHLPA to 'Build the Thunder' in the Tampa Bay area with a \$6-million, five-year investment to grow the game of hockey and teach life skills lessons to Tampa Bay's young people.

Oct. 8, 2015 Tampa Bay unveils its 2014-15 Eastern Conference championship banner prior to playing the Philadelphia Flyers on Opening Night of the 2015-16 season.

Oct. 8, 2015 Lightning goaltender Ben Bishop stops two penalty shots in the Bolts' 3-2 overtime win over Philadelphia, becoming just the fifth goalie in the expansion era (since 1967-68) to do so in one game.

Oct. 8, 2015 The Lightning play the first 3-on-3 overtime in NHL history under the league's revamped overtime format, defeating the Philadelphia Flyers 3-2 on Jason Garrison's overtime goal on Opening Night.

Oct. 17, 2015 Lightning goaltender Ben Bishop earns his 84th career victory with Tampa Bay in a 2-1 win over Buffalo to set a new franchise record for goalie wins.

Dec. 4, 2015 Head coach Jon Cooper signs a multi-year contract extension

Dec. 28, 2015 The Lightning Community Heroes Program reaches the \$10 million milestone when Sister Claire LeBoeuf is honored during the Lightning's home game versus Montreal, becoming the 197th Community Hero since Jeff and Penny Vinik introduced the program in 2011-12.

Feb. 20, 2016 Lightning captain Steven Stamkos scores his 300th career goal in a 4-2 victory at the Pittsburgh Penguins, becoming the third player in Tampa Bay history to reach the milestone. At 26 years, 13 days old, Stamkos is the second-youngest active player in the NHL to score 300 goals and the ninth-youngest player overall in the league to hit 300.

Mar. 5, 2016 Tampa Bay wins its ninth game in a row after a 4-3 overtime victory over the Carolina Hurricanes to set a new franchise record for consecutive victories.

Apr. 5, 2016 The Lightning clinch their third-straight playoff appearance and ninth in team history despite a 3-2 loss at the New York Rangers.

Apr. 10, 2016 Jeff and Penny Vinik announce a second five-season, \$10-million pledge for the Lightning Community Hero program.

Apr. 28, 2016 Lightning and AHL affiliate Syracuse Crunch announce a six-year affiliation extension.

May 8, 2016 The Lightning defeat the New York Islanders four games to one in a best-of-seven, second round series in the Stanley Cup Playoffs to return to the Eastern Conference Final for the second-straight season, the first time the Lightning reached the ECF in back-to-back seasons.

May 10, 2016 Benoit Groulx is hired to become the head coach of the Lightning's AHL affiliate in Syracuse.

May 25, 2016 Lightning enter one-year affiliation agreement with the Kalamazoo Wings of the ECHL for the 2016-17 season.

June 7, 2016 Lightning hire Todd Richards to serve as an assistant coach.

Oct. 18, 2016 2016 Vincent Lecavalier honored by Tampa Bay Lightning prior to home game against the Florida Panthers.

Dec. 17, 2016 2016 Victor Hedman becomes Tampa Bay's all-time leading scorer for a defenseman, passing Dan Boyle, with his assist on Jonathan Drouin's second period goal at Edmonton for his 254th career point.

Jan. 13, 2017 Martin St. Louis becomes first Tampa Bay Lightning player to have jersey (No. 26) retired by the franchise.

Mar. 29, 2017 Brian Bradley inducted into Sports Club of Tampa Bay Hall of Fame.

Apr. 11, 2017 Jon Cooper is selected to coach Team Canada at IIHF 2017 World Championship.

May 27, 2017 The Syracuse Crunch, Tampa Bay's AHL affiliate, defeat the Providence Bruins 3-1 in Game 5 of the Eastern Conference Championship to advance to the Calder Cup Finals, the third time a Lightning affiliate has advanced to the AHL championship round.

May 29, 2017 National Hockey League announces Tampa Bay Lightning and city of Tampa as hosts of the 2018 NHL All-Star Weekend on Jan. 27-28 at AMALIE Arena.

June 13, 2017 Syracuse Crunch lose Calder Cup Final in six games to Grand Rapids.

June 23, 2017 Lightning unveil 25th anniversary logo as well as events celebrating 25 seasons of hockey history in Tampa Bay.

June 26, 2017 Former Lightning captain and 2004 Stanley Cup Champion Dave Andreychuk elected to Hockey Hall of Fame.

June 27, 2017 Strategic Property Partners, the development firm controlled by Lightning owner Jeff Vinik and Microsoft co-founder Bill Gates' investment fund Cascade Investment LLC, announces Water Street Tampa as the name of its multibillion-dollar development, mixed-use district around AMALIE Arena.

June 29, 2017 Lightning announce owner and chairman Jeff Vinik to invest \$6 million in team's exclusive practice facility, the Ice Sports Forum, to create brand new locker room and training facilities.

Oct. 21, 2017 Steven Stamkos becomes Tampa Bay's all-time power-play goal leader, passing Vincent Lecavalier, after registering his 113th career power-play goal versus Pittsburgh

Nov. 13, 2017 Former Lightning captain and 2004 Stanley Cup Champion Dave Andreychuk is inducted into the Hockey Hall of Fame

Jan. 28, 2018 The Lightning play host to the 63rd NHL All-Star Game at AMALIE Arena

Feb. 8, 2018 Victor Hedman becomes Tampa Bay's all-time leading goal scorer for a defenseman, passing Pavel Kubina, with his 73rd career goal versus Vancouver

Feb. 10, 2018 Vincent Lecavalier becomes the second Tampa Bay Lightning player to have his jersey (No. 4) retired by the franchise

Mar. 18, 2018 Tampa Bay clinches its 10th playoff appearance in team history by virtue of a 3-1 victory versus Edmonton

Mar. 20, 2018 Andrei Vasilevskiy sets the Tampa Bay franchise record for wins in a single season after recording his 41st win of 2017-18 in a 27-save effort versus Toronto

Mar. 22, 2018 Tampa Bay establishes a franchise record for wins in a season after earning win No. 51 in a 7-6 victory at the New York Islanders, passing the previous mark of 50 wins set by the 2014-15 squad. The Lightning would go on to win 54 games in 2017-18

Mar. 30, 2018 Jon Cooper becomes the all-time winningest head coach in Lightning franchise history, passing John Tortorella, after registering his 240th victory with the Bolts in a 7-3 win at the New York Rangers

Apr. 3, 2018 Andrei Vasilevskiy sets the Tampa Bay franchise record for shutouts in a single season after recording his eighth shutout of 2017-18 in a 33-save effort versus Boston

Apr. 3, 2018 The Lightning establish a new franchise mark for points in a season after reaching 110 points in a 4-0 shutout versus Boston, bettering the old mark of 108 points from the 2014-15 season. Tampa Bay would go on to accumulate 113 points in 2017-18

Apr. 6, 2018 Nikita Kucherov becomes just the third Lightning player to record 100 points in a season after notching a goal and assist in the penultimate game of the 2017-18 season

Apr. 6, 2018 Yanni Gourde establishes a new franchise record for rookie scoring in a season, passing Brad Richards (62 points), after registering a goal and two assists versus Buffalo, giving him 64 points for 2017-18. Gourde also sets a new Lightning mark for goals in a rookie season, passing Tyler Johnson, after netting his 25th of 2017-18 against the Sabres

Apr. 8, 2018 Tampa Bay earns its third division title in franchise history by virtue of Boston's loss to Florida on the final day of the regular season. The Lightning also finished as the top seed in the Eastern Conference for the second time in franchise history

May 6, 2018 The Lightning advance to the Eastern Conference Final for the fifth time in franchise history and third time in four seasons after defeating the Boston Bruins four games to one in the Eastern Conference Semifinals

June 20, 2018 Victor Hedman becomes the first Lightning player to win the Norris Trophy as the NHL's best defenseman

June 22, 2018 Lightning hire Jeff Halpern to serve as an assistant coach

June 26, 2018 Former Lightning captain and 2004 Stanley Cup Champion Martin St. Louis elected to Hockey Hall of Fame

July 12, 2018 Lightning hire Derek Lalonde to serve as an assistant coach

July 26, 2018 Strategic Property Partners unveils plans for Sparkman Wharf, a creative mixed-use redevelopment of the former Channelside Bay Plaza retail center, along the Garrison Channel in downtown Tampa

Sept. 11, 2018 Julien BriseBois is named the seventh general manager in Lightning history, replacing Steve Yzerman, who steps aside to become senior advisor to the general manager

Nov. 12, 2018 Former Lightning captain and 2004 Stanley Cup Champion Martin St. Louis is inducted into the Hockey Hall of Fame

Dec. 10, 2018 Steven Stamkos records the ninth hat trick of his career in Tampa Bay's 6-3 win over the New York Rangers to set the Lightning record for most career hat tricks, passing Martin St. Louis

Dec. 27, 2018 Steven Stamkos scores his 13th and 14th goals of Dec. in a 6-5 overtime win vs. Philadelphia to establish a new Lightning mark for goals in a single month

Dec. 31, 2018 Nikita Kucherov records a goal and an assist in a 2-1 win at Anaheim to finish Dec. with 21 assists and 30 points, both Lightning franchise records for a single month

Dec. 31, 2018 Tampa Bay collected its 13th win of Dec. in a 2-1 win at Anaheim to establish new franchise marks for wins and points (27) in a single month

Feb. 16, 2019 Andrei Vasilevskiy makes all 20 saves in a 3-0 victory vs. Montreal to record his 18th career shutout and pass Ben Bishop for most career shutouts in Lightning franchise history

Feb. 25, 2019 Tampa Bay reaches the 100-point mark for the second-consecutive season by virtue of a 4-3 shootout win over Los Angeles, the second time in franchise history the Lightning posted back-to-back 100-point seasons (also: 2013-14 and 2014-15)

Mar. 8, 2019 Tampa Bay becomes the first team to clinch a playoff berth for the 2018-19 season for the franchise's third-consecutive postseason appearance, fifth in the last six seasons and 12th overall

Mar. 16, 2019 Tampa Bay establishes a new franchise record for points in a single season, reaching the 114-point mark by virtue of a 6-3 victory over the Washington Capitals, bettering the previous mark of 113 points set in 2017-18. The Lightning would go on to record 128 points in 2018-19, the fourth most in a single season in NHL history

Mar. 18, 2019 Tampa Bay clinches first place overall in the NHL for the regular season to secure the franchise's first ever Presidents' Trophy. By virtue of their win over the Arizona Coyotes, the Lightning also wrap up the Atlantic Division regular season title, their second-consecutive division crown and fourth overall

Mar. 18, 2019 Steven Stamkos scores the 384th goal of his Lightning career to become the franchise's all-time leading goal scorer, passing Vincent Lecavalier's previous mark of 383 goals

Mar. 20, 2019 Andrei Vasilevskiy makes 54 saves in a 5-4 overtime win at Washington to set a new Lightning mark for most saves in a game

Mar. 25, 2019 Andrei Vasilevskiy stops all 17 shots in a 5-4 win vs. Boston to pass Ben Bishop (5,728 saves) for most career saves in Lightning franchise history. Vasilevskiy finished the 2018-19 regular season owning 5,790 career saves in a Lightning sweater

Apr. 1, 2019 Jon Cooper becomes just the second coach in NHL history to guide his team to a 60-win season, joining Scotty Bowman, following Tampa Bay's 5-2 win at Ottawa

Apr. 6, 2019 Lightning complete the 2018-19 regular season with a 62-16-4 record to set a new franchise mark for wins and tie the NHL record for most wins in a single season (also: 1995-96 Detroit Red Wings)

Apr. 6, 2019 Tampa Bay right wing Nikita Kucherov records a goal and assist in the season finale to finish 2018-19 with 128 points and win the NHL's Art Ross Trophy as the regular season scoring champion, joining Martin St. Louis (2004, 2013) as the only Lightning players to capture the award. Kucherov's 128 points are the most ever in a single NHL season by a Russian-born player. His 87 assists are tied for the most all-time in the league for a winger (also: Jaromir Jagr, 1995-96)

May 6, 2019 Lightning promote Al Murray to assistant general manager - director of amateur scouting, Jamie Pushor to assistant general manager - director of player personnel, Stacy Roest to assistant general manager - director of player development and general manager of the Syracuse Crunch and hire Mathieu Darche as director of hockey operations

June 19, 2019 Lightning right wing Nikita Kucherov presented the Ted Lindsay Award, given to the NHL's most outstanding player as judged by the NHL Players Association

June 19, 2019 Tampa Bay goaltender Andrei Vasilevskiy awarded the organization's first Vezina Trophy, given to the NHL goalie adjudged to be the best at his position

June 19, 2019 Lightning right wing Nikita Kucherov named NHL's Hart Trophy recipient as league MVP, joining Martin St. Louis (2004) as the only Bolts to receive the award

Sept. 9, 2019 FOX Sports Sun television play-by-play announcer Rick Peckham announces the 2019-20 season will be his last as he will retire following his 24th season calling Tampa Bay Lightning hockey

Nov. 8, 2019 Tampa Bay and Buffalo open a two-game, back-to-back set at the Ericsson Globe in Stockholm, Sweden as part of the NHL's Global Series. The Lightning would sweep both games, defeating the Sabres 3-2 on Nov. 8 and 5-3 on Nov. 9.

Nov. 16, 2019 Steven Stamkos scores his 400th career goal, all with the Lightning, in a 4-3 home loss to Winnipeg, becoming the first Tampa Bay player to reach the 400-goal milestone

Nov. 23, 2019 Andrei Vasilevskiy makes 36-of-38 saves in a 6-2 home victory over the Anaheim Ducks to become Tampa Bay's all-time franchise leader to goalier wins with No. 132, passing Ben Bishop.

Dec. 23, 2019 Nikita Kucherov becomes the fourth different Lightning player to reach the 500-point milestone, joining Martin St. Louis, Vincent Lecavalier and Steven Stamkos, after recording a goal and two assists in a 6-1 home victory over the Florida Panthers

Dec. 28, 2019 Steven Stamkos notched a goal and an assist in a 5-4 home victory over Montreal to hit 800 points and become the third Lightning player to achieve the point total

Jan. 4, 2020 The Lightning win in Ottawa 5-3 to notch their 14th-straight win against an Atlantic Division foe, a franchise record for most consecutive wins against a single division (one or multiple seasons)

Jan. 11, 2020 Tampa Bay shuts out the Flyers 1-0 in Philadelphia for its 10th-consecutive win, matching the franchise record for a win streak set previously during the 2018-19 season

Feb. 6, 2020 Lightning netminder Andrei Vasilevskiy stops 29-of-31 shots in a 4-2 home win over Pittsburgh to set the franchise record for longest point streak by a goalie at 17 games (15-0-2). Vasilevskiy would extend his point streak to 21 games (19-0-2) on Feb. 15 versus Philadelphia before suffering a regulation loss.

Feb. 15, 2020 Tampa Bay establishes a franchise record for consecutive home victories after winning its 11th straight at AMALIE Arena following a 5-3 defeat of Philadelphia

Feb. 17, 2020 The Lightning defeat the Avalanche 4-3 in overtime in Colorado to notch their 11th-straight win and establish a franchise record for consecutive victories. Also, Tampa Bay became the first NHL team to win 40 games in 2019-20 following the win in Colorado and are the third franchise in NHL history to record 40 or more wins in three consecutive seasons

Mar. 7, 2020 Tampa Bay reaches 90 points for the seventh-consecutive season and 12th season all-time after defeating the Bruins 5-3 in Boston.

Mar. 12, 2020 NHL season is paused due to the COVID-19 pandemic.

May 26, 2020 NHL announces Return to Play plan for the 2019-20 season. Tampa Bay qualifies for the postseason for the third-consecutive season, sixth time in the last seven seasons and 12th time in franchise history

Aug. 3, 2020 The Lightning open the 2020 Stanley Cup Playoffs with a 3-2 shootout win over the Washington Capitals in a seeding game, the Bolts first game in 146 days after the 2019-20 regular season was paused on Mar. 12 and eventually ended due to the COVID-19 pandemic. The game is also the first playoff contest in NHL history to be decided by a shootout.

Aug. 11, 2020	Tampa Bay defeats the Columbus Blue Jackets 3-2 in five overtimes in Game 1 of a First Round playoff series from Toronto's Scotiabank Arena for the longest game in Lightning history (150:27) and fourth-longest game in NHL history. Andrei Vasilevskiy stopped 61-of-63 shots to set a franchise record for most saves in a game (playoffs or regular season)
Sept. 17, 2020	Tampa Bay defeats the New York Islanders 2-1 in overtime in Game 6 of the Eastern Conference Final from Edmonton's Rogers Place to capture the Prince of Wales Trophy and advance to the Stanley Cup Final for the third time in franchise history
Sept. 25, 2020	Nikita Kucherov tallies two assists in a 5-4 victory over Dallas in Game 4 of the Stanley Cup Final for his 24th and 25th assists of the 2020 Playoffs, most ever by a winger in NHL history in a single playoff season. Kucherov would finish the 2020 Playoffs with 27 assists.
Sept. 28, 2020	Tampa Bay wins its second Stanley Cup after defeating the Dallas Stars in six games at Edmonton's Rogers Place. The Lightning shut out the Stars 2-0 in Game 6 behind a 22-save performance by Andrei Vasilevskiy. Victor Hedman is awarded the Conn Smythe Trophy as playoff MVP after scoring 10 goals, third most by a defenseman in a playoff season in NHL history. Brayden Point scores his 14th goal of the 2020 Playoffs in the Cup clinching win to set a Lightning franchise record for most goals in a playoff season
Dec. 7, 2020	Lightning hire Rob Zetterl to serve as an assistant coach
Jan. 7, 2021	Lightning hire veteran play-by-play announcer Dave Randolph as the voice of the team to join the FOX Sports Sun broadcasting crew of Brian Engblom, Paul Kennedy, Dave Andreychuk, Bobby Taylor and Adam Hall.
Jan.13, 2021	The Lightning unveiled their 2020 Stanley Cup championship banner at the 2020-21 regular season opener at AMALIE Arena against the Chicago Blackhawks, a 5-1 victory. With no fans in the stands due to the COVID-19 pandemic, the banner was unveiled and remained hanging over the VIP Lounge until it could be raised to the rafters once fans returned to the building.
Feb. 1, 2021	Lightning captain Steven Stamkos scores a power-play goal at 7:23 of the second period in a 5-2 victory at AMALIE Arena over Nashville for his 301st career power-play point, passing Martin St. Louis as the franchise's all-time leader for power-play scoring.
Mar. 13, 2021	With a significant amount of fans in the building for the first time during the 2020-21 regular season (attendance: 3,800), the Lightning raise the 2020 Stanley Cup championship banner to the AMALIE Arena rafters before a 6-3 victory over the Nashville Predators.
May 10, 2021	Tampa Bay completes the 2020-21 regular season with a 36-17-3 record, finishing third in the Central Division and qualifying for the postseason for the fourth-consecutive season, seventh time in the last eight seasons and 13th time in franchise history.
May 16, 2021	Tampa Bay and Florida meet for the first time ever in the postseason after the two teams are matched up against each other in the First Round of the 2021 Playoffs. The Lightning would defeat the in-state rival Panthers in six games, punctuated by a 4-0 shutout victory in Game 6 at AMALIE Arena on May 26.
June 23, 2021	Brayden Point nets a goal in Game 6 of a Stanley Cup Semifinal series at the NY Islanders for his ninth-straight playoff game with a goal, a franchise record for a playoff goal streak and the second longest in NHL history. Only Reggie Leach's 10-game goal streak for Philadelphia in the 1976 Playoffs ranks longer.
June 25, 2021	Yanni Gourde scores shorthanded for the only goal as Tampa Bay defeats the NY Islanders 1-0 in Game 7 of the Stanley Cup Semifinals at AMALIE Arena to advance to the Cup Final for the second-straight season and fourth time in franchise history.
July 2, 2021	Jan Rutta scored 1:52 into Game 3 of the Stanley Cup Final at Montreal's Bell Centre to become the first NHL player to score a goal (regular season or playoffs) in the month of July. Victor Hedman netted a power-play goal at 3:27 of the first period to become the first NHL player to score a goal in each of the 12 calendar months.

July 7, 2021	Tampa Bay defeats Montreal 1-0 at AMALIE Arena in Game 5 of the Stanley Cup Final to defeat the Canadiens 4-1 and win the franchise's second-straight Stanley Cup and third in team history. Andrei Vasilevskiy stops all 22 shots for his fifth shutout of the 2021 Playoffs and fifth straight in a potential series clinching game going back to the 2020 Cup Final, a NHL record, and is awarded the Conn Smythe Trophy. Rookie Ross Colton scored the only goal of Game 5 at 13:27 of the second period. The Lightning become the second team this century to win back-to-back Cups and the ninth different franchise to repeat as Stanley Cup champions (fifth to do so among clubs that joined the NHL in 1967-68 or later).
July 7, 2021	Nikita Kucherov finishes as the 2021 Playoffs scoring leader after notching eight goals, 24 assists and 32 points to become the sixth different player in the NHL's expansion era (since 1967-68) to lead the Stanley Cup Playoffs in points in consecutive years. Kucherov is just the third player in NHL history to record 30-plus points in consecutive playoffs years, joining Mario Lemieux (1991 and 1992) and Wayne Gretzky (1983-1985 and 1987-1988).
July 7, 2021	Brayden Point completes the 2021 Playoffs with 14 goals to become the eighth different player in NHL history to lead the Stanley Cup Playoffs in goals in consecutive years and first since Jari Kurri in 1987-88.
July 7, 2021	Pat Maroon lifts the Stanley Cup for the third-consecutive season, winning the Cup in 2019 with the St. Louis Blues before going back-to-back with the Lightning in 2020 and 2021, to become the first player to win three-straight Stanley Cups since multiple players did so with the NY Islanders from 1980-83.
July 7, 2021	The Lightning completed their 2021 Cup run with six-consecutive home wins to set a franchise record for most wins in a row at home in the postseason.
July 26, 2021	Tampa Bay Lightning owner Jeff Vinik and his wife Penny announced the extension and expansion of the Lightning Community Heroes program, pledging an additional \$10 million over the next five years.
Oct. 12, 2021	The Lightning unveiled their 2021 Stanley Cup championship banner at the 2021-22 regular season opener at AMALIE Arena against the Pittsburgh Penguins, a 6-2 loss. Unlike the raising of the 2020 Stanley Cup championship banner, a sold-out crowd of 19,092 fans were in the building as the banner was raised to the rafters.
Nov. 26, 2021	Andrei Vasilevskiy records a 17-save shutout against Seattle for his 200th career NHL win and becomes the first goaltender in franchise history to hit the 200-win mark.
Apr. 21, 2022	Steven Stamkos scores a power-play goal, recording his 954th career point and passing Martin St. Louis as the franchise's all-time scoring leader in an 8-1 win over Toronto. The primary assist on Stamkos's goal went to Nikita Kucherov, who recorded his 600th career point on the play in his 557th career game, becoming the fastest skater in franchise history to hit the 600-point mark.
Apr. 23, 2022	Victor Hedman records both his 20th goal and 57th assist of the season in a 6-2 win over Nashville. Hedman joined Dan Boyle as the only defenseman in franchise history to hit the 20-goal mark, while his 57th assist set a new franchise record for defensemen, passing his previous mark of 56 set in 2016-17. Hedman finished the season with 65 assists and 85 points, both franchise records for defensemen.
Apr. 26, 2022	Steven Stamkos scores two goals in a 4-1 win over Columbus and hits the 100-point mark for the first time in his NHL career, becoming the fourth different player in franchise history to record 100 points in a single season.
Apr. 28, 2022	Nikita Kucherov caps an eight-game goal streak that began Apr. 14, matching the longest goal streak in franchise history set previously by Brian Bradley during the Bolts' inaugural season (Nov. 11-24, 1992).
Apr. 29, 2022	Steven Stamkos scores a hat trick in the regular season finale, his franchise-record 10th career hat trick, in a 6-4 win over the Islanders. With the hat trick, Stamkos wrapped up the regular season with nine consecutive multi-point games (10-16-26) and passed Vincent Lecavalier for the longest stretch of multi-point games

in franchise history. Finishing the month of Apr. with 33 points (12G, 21A) in 16 games, Stamkos set a franchise record for the most points in a calendar month. His 33 points were the most in a single month by any NHL player since Mario Lemieux posted 34 points in 14 games for Pittsburgh in Dec. of 1995. Tampa Bay concluded the 2021-22 regular season with a 51-23-8 record, finishing third in the Atlantic Division and qualifying for the postseason for the fifth-consecutive season, a franchise record for consecutive playoff appearances. It marked the eighth time in the last nine seasons and 14th time in franchise history that Tampa Bay qualified for the playoffs.

May 17, 2022	Ryan McDonagh records five blocked shots in a 4-1 win over Florida in Game 1 of the Eastern Conference Semifinals. With the five blocks, McDonagh passed Dan Girardi (383) for the most blocked shots in NHL playoff history.
May 23, 2022	Tampa Bay defeats Florida, 2-0, in Game 4 of the Eastern Conference Semifinals to complete a four-game sweep over the in-state rival Panthers. With the win, the Lightning became the third franchise in NHL history (fourth instance) to win 10 or more consecutive playoff series. The victory marked Andrei Vasilevskiy's sixth career series-clinching shutout, the most in NHL history.
June 5, 2022	Ondrej Palat scores the game-winning goal in Game 3 of the Eastern Conference Final, a 3-2 win over the Rangers. With the goal, Palat recorded his 10th career game-winning goal in the playoffs, passing Tyler Johnson for the most in franchise history.
June 11, 2022	Tampa Bay defeats the Rangers, 2-1, in Game 6 of the Eastern Conference Final to advance to the Stanley Cup Final for the third-straight season, the first team to do so since the Edmonton Oilers made three in a row from 1983-85.
June 15, 2022	Nikita Kucherov records one assist in a 4-3, overtime loss to Colorado in Game 1 of the Stanley Cup Final. With the helper, Kucherov became the first player in franchise history to record 100 career playoff assists and the 25th player in NHL history to do so.
June 20, 2022	The Lightning defeat Colorado, 6-2, in Game 3 of the Stanley Cup Final at AMALIE Arena. With the win, Tampa Bay set a new franchise record with eight consecutive playoff victories at home. In the victory, Nikita Kucherov recorded two assists and became the fourth player in NHL history to record 25-plus points in three straight postseasons, joining Mike Bossy (1981-83), Wayne Gretzky (1983-85) and Bryan Trottier (1980-82). Additionally, his 26th career multi-assist postseason game tied Jaromir Jagr for the most among primary wingers in NHL playoff history.
July 12, 2022	The Lightning hire Jeff Blashill to serve as an assistant coach.
Nov. 13, 2022	Mikhail Sergachev records two goals and two assists in the first period of a 6-3 home win over the Washington Capitals to tie the NHL record for most points by a defenseman in a period
Dec. 1, 2022	Lightning captain Steven Stamkos becomes the first player in franchise history to amass 1,000 points with the Lightning after notching an assist on Nick Paul's goal at 7:55 of the second period in a 4-1 victory at the Philadelphia Flyers. Stamkos is the 95th player in NHL history to accumulate 1,000 career points
Dec. 8, 2022	Tampa Bay records the 300th consecutive home sellout at AMALIE Arena in a 5-2 victory over the Nashville Predators. The streak, which includes playoff contests but doesn't include the 2020-21 season due to social distancing protocols because of the COVID-19 pandemic, is the longest active streak in the NHL and remains intact through the 2022-23 season, sitting at 330 games entering 2023-24.
Jan. 18, 2023	Steven Stamkos becomes the first player in Lightning history to score 500 career goals with the franchise on the first of his three goals at the Vancouver Canucks. He also recorded his 11th career hat trick. Stamkos becomes the 47th player in NHL history to reach the 500-goal milestone.
Jan. 28, 2023	The Lightning defeat the Los Angeles Kings 5-2 at AMALIE Arena to cap a 12-game home win streak and set a franchise record for most consecutive wins at home. The streak started on Dec. 8 with a 5-2 win over the Nashville Predators.

Feb. 11, 2023	Victor Hedman records his 500th career assist on Anthony Cirelli's game-winning goal with :44 seconds remaining in regulation to become the third player in franchise history (also: Steven Stamkos and Vincent Lecavalier) and first defenseman to reach the milestone.
Feb. 23, 2023	Despite a 6-5 overtime loss to the Buffalo Sabres at AMALIE Arena, Tampa Bay caps a 16-game home point streak that is the longest home point streak in franchise history. The streak started Dec. 8 with a 5-2 win over the Nashville Predators. The Bolts went 14-0-2 over the 16-game stretch.
Mar. 11, 2023	Nikita Kucherov establishes a franchise mark for a home point streak after notching an assist on Brayden Point's game-winning tally with a minute to go in regulation of a 3-1 win over the Chicago Blackhawks at AMALIE Arena for his 24th-consecutive home game with at least one point. Kucherov recorded 7-36---43 pts. during the home point streak, which began Nov. 25 vs. St. Louis.
Mar. 19, 2023	Nikita Kucherov reaches 100 points on the season on a first-period goal in a 5-2 home loss to the New Jersey Devils, the third 100-point season of his career (also: 2017-18, 2018-19) and the sixth 100-point season in franchise history.
Apr. 1, 2023	Tampa Bay secured a postseason berth with a 5-0 shutout home victory over the New York Islanders, marking the sixth-consecutive season the Lightning qualified for the postseason, extending their franchise record for longest playoff streak.
Apr. 6, 2023	Steven Stamkos skates in his 1,000th career game in a 6-1 loss at the New York Islanders, becoming the second player in franchise history to reach the milestone behind former teammate Vincent Lecavalier.
Apr. 13, 2023	Brayden Point nets his 50th goal of the season on a power play at 10:47 of the third period and tacks on his 51st five minutes later in a 5-0 shutout home victory over the Detroit Red Wings in the regular season finale. Point becomes just the third player in franchise history to reach the 50-goal mark in a season, joining Steven Stamkos (60 goals in 2011-12, 51 goals in 2009-10) and Vincent Lecavalier (52 goals in 2006-07).

GOALS

MOST GOALS - CAREER

515 - Steven Stamkos
383 - Vincent Lecavalier
365 - Martin St. Louis

BY DEFENSEMAN

143 - Victor Hedman
72 - Pavel Kubina
66 - Dan Boyle

MOST GOALS - SEASON

60 - Steven Stamkos 2011-12
52 - Vincent Lecavalier 2006-07
51 - Steven Stamkos 2009-10
51 - Brayden Point 2022-23

BY LEFT WING

32 - Fredrik Modin 2000-01
31 - Fredrik Modin 2005-06
30 - Brandon Hagel 2022-23

BY RIGHT WING

43 - Martin St. Louis 2006-07
41 - Nikita Kucherov 2018-19
40 - Nikita Kucherov 2016-17

BY CENTER

60 - Steven Stamkos 2011-12
52 - Vincent Lecavalier 2006-07
51 - Steven Stamkos 2009-10
51 - Brayden Point 2022-23

BY DEFENSEMAN

20 - Dan Boyle 2006-07
20 - Victor Hedman 2021-22
17 - Victor Hedman 2017-18
17 - Pavel Kubina 2003-04

BY ROOKIE

25 - Yannı Gourde 2017-18
24 - Tyler Johnson 2013-14
23 - Ondrej Palat 2013-14
23 - Steven Stamkos 2008-09

MOST GOALS - GAME

4 - Chris Kontos, 10/7/92 vs. CHI
4 - Martin St. Louis, 1/18/14 vs. SJ
3 - 62 times, Last: Brandon Hagel
3/18/23 vs. MTL

BY DEFENSEMAN

3 - Doug Crossman, 11/7/92 @ NYI
3 - Dan Boyle, 12/23/06 vs. NYR
2 - Accomplished many times, Last:
Mikhail Sergachev 11/13 vs. WSH

BY ROOKIE

3 - 4 times, Last: Carter Verhaeghe,
1/7/20 vs. VAN

MOST GOALS - PERIOD

3 - 7 times, Last: Nikita Kucherov,
2/27/17 vs. OTT

MOST POWER PLAY GOALS -

CAREER

195 - Steven Stamkos
112 - Vincent Lecavalier
96 - Martin St. Louis

BY DEFENSEMAN

33 - Pavel Kubina
31 - Dan Boyle
27 - Roman Hamrlık
27 - Victor Hedman

MOST POWER PLAY GOALS - SEASON

24 - Steven Stamkos 2009-10
20 - Brayden Point 2018-19
20 - Brayden Point 2022-23

MOST SHORTHANDED GOALS - CAREER

28 - Martin St. Louis
14 - Rob Zamuner
13 - Vincent Lecavalier

MOST SHORTHANDED GOALS - SEASON

8 - Martin St. Louis 2003-04
5 - 4 times, last: Anthony Cirelli
2018-19

MOST GAME-WINNING GOALS - CAREER

79 - Steven Stamkos
64 - Martin St. Louis
60 - Vincent Lecavalier

MOST GAME-WINNING GOALS - SEASON

12 - Brayden Point 2017-18
12 - Steven Stamkos 2011-12
11 - Steven Stamkos 2021-22

MOST HAT TRICKS - CAREER

11 - Steven Stamkos
8 - Martin St. Louis
6 - Vincent Lecavalier

MOST HAT TRICKS - SEASON

3 - Wendel Clark 1998-99
2 - 8 times, Last: Nikita Kucherov
2016-17

MOST CONSECUTIVE (TEAM) GAMES SCORING GOALS

8 - Brian Bradley 11/11-11/24/92
8 - Nikita Kucherov 4/14-4/28/22
7 - Steven Stamkos 2/13-3/11/10
7 - Nikita Kucherov 10/6-10/17/17
7 - Brayden Point 2/21-3/4/23

ASSISTS

MOST ASSISTS - CAREER

588 - Martin St. Louis
541 - Steven Stamkos
509 - Victor Hedman

BY DEFENSEMAN

509 - Victor Hedman
192 - Mikhail Sergachev
187 - Dan Boyle

MOST ASSISTS - SEASON

87 - Nikita Kucherov 2018-19
83 - Nikita Kucherov 2022-23
68 - Martin St. Louis 2010-11
68 - Brad Richards 2005-06

BY LEFT WING

57 - Vaclav Prospal 2002-03
55 - Cory Stillman 2003-04
55 - Vaclav Prospal 2005-06

BY CENTER

68 - Brad Richards 2005-06
64 - Steven Stamkos 2021-22
59 - Steven Stamkos 2017-18

BY RIGHT WING

87 - Nikita Kucherov 2018-19
83 - Nikita Kucherov 2022-23
68 - Martin St. Louis 2010-11

BY DEFENSEMAN

65 - Victor Hedman 2021-22
56 - Victor Hedman 2016-17
54 - Mikhail Sergachev 2022-23

BY ROOKIE

41 - Brad Richards 2000-01
39 - Yannı Gourde 2017-18
36 - Ondrej Palat 2013-14

MOST ASSISTS - GAME

5 - Mark Recchi 3/1/09 at CGY
5 - Martin St. Louis 11/18/10 @ PHI
4 - 17 times, Last: Victor Hedman
4/24/22 @ FLA

BY DEFENSEMAN

4 - Victor Hedman 12/28/19 vs. MTL
4 - Victor Hedman 10/14/21 @ DET
4 - Victor Hedman 4/16/22 vs. WPG
4 - Victor Hedman 4/24/22 @ FLA
4 - Adrian Aucoin 3/3/01 @ NYI
4 - Pavel Kubina 11/22/00 vs. ATL
4 - Joe Reekie 10/7/92 vs. CHI

BY ROOKIE

3 - Rob Zamuner 10/7/92 vs. CHI
3 - Brad Richards 10/15/00 vs. ATL
3 - Brad Richards 1/30/01 @ FLA
3 - Victor Hedman 2/11/10 vs. BOS
3 - Nick Perbix 1/28/23 vs. LAK
3 - Nick Perbix 2/21/23 vs. ANA

MOST ASSISTS - PERIOD

3 - 29 times, Last: Nikita Kucherov,
12/15/22 vs. CBJ (3rd)

MOST CONSECUTIVE (TEAM) GAMES WITH AN ASSIST

10 - 3 times, Last: Martin St. Louis
10/6-10/31/09
9 - Brayden Point 1/29-2/13/20
8 - 3 times, Last: Nikita Kucherov
2/18-3/4/23

POINTS

MOST POINTS - CAREER

1,056 - Steven Stamkos
953 - Martin St. Louis
874 - Vincent Lecavalier

BY DEFENSEMAN

652 - Victor Hedman
253 - Dan Boyle
243 - Pavel Kubina

MOST POINTS - SEASON

128 - Nikita Kucherov (41g-87a)
2018-19
113 - Nikita Kucherov (30g-83a)
2022-23
108 - Vincent Lecavalier (52g-56a)
2006-07

BY LEFT WING

80 - Cory Stillman (25g-55a)
2003-04
80 - Vaclav Prospal (25g-55a)
2005-06
79 - Vaclav Prospal (22g-57a)
2002-03

BY CENTER

108 - Vincent Lecavalier (52g-56a)
2006-07
106 - Steven Stamkos (42g-64a)
2021-22
98 - Steven Stamkos (45g-53a)
2018-19

BY RIGHT WING

128 - Nikita Kucherov (41g-87a)
2018-19
113 - Nikita Kucherov (30g-83a)
2022-23
102 - Martin St. Louis (43g-59a)
2006-07

BY DEFENSEMAN

85 - Victor Hedman (20g-65a)
2021-22
72 - Victor Hedman (16g-56a)
2016-17
65 - Roman Hamrlık (16g-49a)
1995-96

BY ROOKIE

64 - Yannı Gourde (25g-39a) 2017-18
62 - Brad Richards (21g-41a) 2000-01
59 - Ondrej Palat (23g-36a) 2013-14

MOST POINTS - GAME

6 - Doug Crossman 11/7/92 (3g-3a)
@ NYI
5 - 13 times, Last: Nikita Kucherov
4/24/22 (2g-3a) @ FLA

BY DEFENSEMAN

6 - Doug Crossman 11/7/92 (3g-3a)
@ NYI
5 - Pavel Kubina 11/22/00 (1g-4a)
vs. ATL
4 - 10 times, Last: Mikhail Sergachev
11/13/22 (2g-2a) vs. WSH

BY ROOKIE

3 - 30 times, Last: Nick Perbix
2/21/23 (0g-3a) vs. ANA

MOST POINTS - PERIOD

4 - Pavel Kubina (1g-3a) 11/22/00
vs. ATL (2nd)
4 - Dan Boyle (3g-1a) 12/23/06 vs.
NYR (3rd)

4 - Vincent Lecavalier (2g-2a)

11/14/07 (2nd)
4 - Martin St. Louis (1g-3a) 2/17/09
(1st)
4 - Mikhail Sergachev (2g-2a)
11/13/22 (1st)

MOST POWER PLAY POINTS - CAREER

383 - Steven Stamkos
300 - Martin St. Louis
297 - Vincent Lecavalier

BY DEFENSEMAN

228 - Victor Hedman
126 - Dan Boyle
103 - Pavel Kubina

MOST POWER PLAY POINTS - SEASON

50 - Nikita Kucherov (8g-42a)
2022-23
48 - Nikita Kucherov (15g-33a)
2018-19
46 - Brad Richards (7g-39a) 2005-06

MOST POINTS AT HOME - SEASON

66 - Nikita Kucherov (16g-50a)
2022-23
62 - Nikita Kucherov (20g-42a)
2018-19
59 - Brayden Point (32g-27a)
2022-23

BY DEFENSEMAN

44 - Victor Hedman (9g-35a)
2021-22
42 - Victor Hedman (9g-33a) 2016-17
42 - Mikhail Sergachev (8g-34a)
2022-23

BY ROOKIE

35 - Ondrej Palat (18g-17a) 2013-14
35 - Brad Richards (12g-23a)
2000-01
30 - Tyler Johnson (15g-15a) 2013-14

MOST POINTS ON ROAD - SEASON

66 - Nikita Kucherov (21g-45a)
2018-19
61 - Vincent Lecavalier (25g-36a)
2006-07
56 - Martin St. Louis (25g-31a)
2006-07

BY DEFENSEMAN

41 - Victor Hedman (11g-30a)
2021-22
30 - Victor Hedman (8g-22a) 2017-18
30 - Victor Hedman (7g-23a) 2016-17

BY ROOKIE

35 - Yannı Gourde (12g-23a) 2017-18
27 - Brad Richards (9g-18a) 2000-01
24 - Ondrej Palat (5g-19a) 2013-14

MOST CONSECUTIVE (TEAM) GAMES WITH A POINT

18 - Steven Stamkos 1/19-3/11/10
(17g-16a-33p)
14 - Steven Stamkos 11/13-12/13/22
(9g-12a-21p)
13 - Brian Bradley 11/1-11/24/92
(10g-9a-19p)
13 - Martin St. Louis 2/5-3/3/04
(8g-15a-23p)
13 - Vaclav Prospal 10/26-11/20/05
(8g-15a-23p)

MOST POINTS TWO CONSECUTIVE (TEAM) GAMES

9 - Nikita Kucherov 12/22-12/27/18
(2g-7a)
9 - Nikita Kucherov 4/24-4/26/22
(3g-3a)
8 - Nikita Kucherov 2/12-2/14/19
(2g-6a)
8 - Nikita Kucherov 4/23-4/24/22
(3g-3a)
8 - Vincent Lecavalier 11/14-11/16/07
(4g-4a)
8 - Steven Stamkos 4/24-4/26/22
(4g-4a)

MOST POINTS THREE CONSECUTIVE (TEAM) GAMES

12 - Nikita Kucherov 4/23-4/26/22
(4g-8a)
11 - Nikita Kucherov 2/14-2/18/19
(4g-7a)
11 - Nikita Kucherov 2/10-2/14/19
(4g-7a)

11 - Nikita Kucherov 12/22-12/29/18
(3g-8a)
11 - Nikita Kucherov 12/20-12/27/18
(2g-9a)
11 - Steven Stamkos 4/23-4/26/22
(5g-6a)

MOST SEASONS

15 - Steven Stamkos
14 - Victor Hedman
14 - Vincent Lecavalier

MOST GAMES PLAYED

1,037 - Vincent Lecavalier
1,003 - Steven Stamkos
974 - Victor Hedman

MOST CONSECUTIVE GAMES PLAYED

499 - Martin St. Louis 11/17/05-
12/6/11
388 - Cory Sarich 11/25/01 - 4/7/07
344 - Brad Richards 1/20/03-
2/23/08

MOST SHOTS - SEASON

339 - Vincent Lecavalier 2006-07
318 - Vincent Lecavalier 2007-08
309 - Vincent Lecavalier 2005-06

BY DEFENSEMAN

281 - Roman Hamrlık 1995-96
238 - Roman Hamrlık 1996-97
219 - Victor Hedman 2021-22

MOST SHOTS - GAME

14 - John Tucker 12/16/92 @ SJ
12 - Brad Richards 3/7/03 vs. COL
12 - Vincent Lecavalier 3/11/2011
vs. OTT

BY DEFENSEMAN

10 - Victor Hedman 3/30/21 vs. CBJ
9 - Victor Hedman 12/21/17 vs. OTT
9 - Shawn Chambers 1/21/93 vs.
TOR

HIGHEST PLUS-MINUS - CAREER

157 - Victor Hedman

147 - Ondrej Palat

127 - Nikita Kucherov

HIGHEST PLUS-MINUS - SEASON

38 - Ryan McDonagh 2018-19
38 - Nikita Kucherov 2014-15
35 - Martin St. Louis 2003-04

BY DEFENSEMAN

38 - Ryan McDonagh 2018-19
32 - Victor Hedman 2017-18
29 - Anton Stralman 2017-18
29 - Brad Lukowich 2003-04

HIGHEST PLUS-MINUS - GAME

+6 - Matt Carle 1/11 vs. PHI
+5 - 11 times, Last: Yannı Gourde and
Alex Killorn 4/6/18 vs. BUF

BY DEFENSEMAN

+6 - Matt Carle 1/11 vs. PHI
+5 - 7 times, Last: Jan Rutta 12/5/21
@ PHI

PENALTIES

MOST PENALTY MINUTES - CAREER

828 - Chris Gratton
784 - Pavel Kubina
746 - Vincent Lecavalier

BY DEFENSEMAN

784 - Pavel Kubina
666 - Victor Hedman
604 - Enrico Ciccone

MOST PENALTY MINUTES - SEASON

265 - Zenon Konopka 2009-10
258 - Enrico Ciccone 1995-96
225 - Enrico Ciccone 1994-95

BY DEFENSEMAN

258 - Enrico Ciccone 1995-96
225 - Enrico Ciccone 1994-95
170 - Petr Svoboda 1999-00

MOST PENALTY MINUTES - GAME

49 - Darcy Tucker 12/27/99 vs. FLA
36 - Chris Joseph 3/9/94 @ HFD
32 - Enrico Ciccone 4/11/95 vs. NYI

MOST MAJOR PENALTIES - CAREER

44 - Rudy Poeschek
42 - Andre Roy
38 - Zenon Konopka

MOST MISCONDUCT PENALTIES - CAREER

16 - Steve Downie
13 - Pat Maroon
13 - Andre Roy

GOALTENDING

MOST SEASONS

9 - Andrei Vasilevskiy
7 - Daren Puppa
5 - Ben Bishop

MOST GAMES PLAYED - CAREER

425 - Andrei Vasilevskiy
227 - Ben Bishop
206 - Daren Puppa

MOST GAMES PLAYED - SEASON

70 - Nikolai Khabibulin 2001-02
65 - Andrei Vasilevskiy 2017-18
65 - Nikolai Khabibulin 2002-03

MOST MINUTES PLAYED - CAREER

24,986 - Andrei Vasilevskiy
13,005 - Ben Bishop
11,576 - Daren Puppa

MOST MINUTES PLAYED - SEASON

3,896 - Nikolai Khabibulin 2001-02
3,825 - Andrei Vasilevskiy 2017-18
3,787 - Nikolai Khabibulin 2002-03

MOST WINS - CAREER

263 - Andrei Vasilevskiy
131 - Ben Bishop
83 - Nikolai Khabibulin

MOST WINS - SEASON

44 - Andrei Vasilevskiy 2017-18
40 - Ben Bishop 2014-15
39 - Andrei Vasilevskiy 2018-19
39 - Andrei Vasilevskiy 2021-22

MOST LOSSES - CAREER

123 - Andrei Vasilevskiy
91 - Daren Puppa
74 - Nikolai Khabibulin

MOST LOSSES - SEASON

33 - Daren Puppa 1993-94
33 - Kevin Weekes 2000-01
32 - Nikolai Khabibulin 2001-02

MOST TIES - CAREER

28 - Nikolai Khabibulin
26 - Daren Puppa
7 - Pat Jablonski

MOST TIES - SEASON

11 - Nikolai Khabibulin 2002-03
10 - Nikolai Khabibulin 2001-02
9 - Daren Puppa 1995-96

MOST SHOOTOUT WINS - CAREER

19 - Andrei Vasilevskiy
13 - Ben Bishop
7 - Johan Holmqvist

MOST SHOOTOUT WINS - SEASON

6 - Johan Holmqvist 2006-07
6 - Ben Bishop 2013-14
5 - Andrei Vasilevskiy 2017-18

MOST SHOOTOUT LOSSES - CAREER

14 - Ben Bishop
10 - Mike Smith
7 - Andrei Vasilevskiy

MOST SHOOTOUT LOSSES - SEASON

7 - Mike Smith 2008-09
6 - Ben Bishop 2013

MOST SAVES AT HOME - GAME

52 - Andrei Vasilevskiy 11/3/22 vs. Carolina
48 - Andrei Vasilevskiy 12/13/18 vs. Tor
45 - Daren Puppa 11/27/95 vs. Los Angeles
45 - Dwayne Roloson 2/16/12 vs. San Jose
45 - Andrei Vasilevskiy 3/6/18 vs. Florida
45 - Andrei Vasilevskiy 12/29/22 vs. NY Rangers

MOST SAVES ON ROAD - GAME

54 - Andrei Vasilevskiy 3/20/19 at Washington
48 - Ben Bishop 1/19/14 at Carolina
47 - Antero Niittymaki 3/25/10 at Boston

MOST SHUTOUTS - CAREER

32 - Andrei Vasilevskiy
17 - Ben Bishop
14 - Nikolai Khabibulin

MOST SHUTOUTS - SEASON

8 - Andrei Vasilevskiy 2017-18
7 - Nikolai Khabibulin 2001-02
6 - Andrei Vasilevskiy 2018-19
6 - Ben Bishop 2015-16

MOST PENALTY MINUTES - SEASON

29 - Dan Cloutier 1999-00
23 - Mike Smith 2008-09
14 - 4 times, Last: Andrei Vasilevskiy, 2017-18

MOST CONSECUTIVE GAMES PLAYED

25 - Mark Fitzpatrick 1/21-3/28/98
17 - Rick Tabaracci 2/1-3/8/97, 12/14/96-1/8/97

MOST CONSECUTIVE GAMES STARTED

25 - Mark Fitzpatrick 1/21-3/28/98
16 - Ben Bishop 1/14-3/4/14
13 - Nikolai Khabibulin 10/28-11/23/02

MOST CONSECUTIVE VICTORIES (IN DECISIONS)

12 - Andrei Vasilevskiy 2/22/21-3/23/21
11 - Louis Domingue 11/29/18-2/19/19
10 - Andrei Vasilevskiy 12/23/19-1/17/20
10 - Andrei Vasilevskiy 2/9-3/5/19

MOST CONSECUTIVE GAMES UNBEATEN (IN DECISIONS)

21 - Andrei Vasilevskiy 12/17/19-2/15/20 (19-0-2)
16 - Nikolai Khabibulin 2/15-4/2/03 (12-0-4)
14 - Andrei Vasilevskiy 10/9-11/16/17 (13-0-1)

TEAM RECORDS

POINTS

128 - 2018-19 (62-16-4)
113 - 2017-18 (54-23-5)
110 – 2021-22 (51-23-8)

AT HOME

66 - 2018-19 (32-7-2)
65 - 2014-15 (32-8-1)
61 - 2022-23 (28-8-5)

ON ROAD

62 - 2018-19 (30-9-2)
53 - 2017-18 (25-13-3)
51 - 2003-04 (22-12-4-3)

FEWEST POINTS

37 - 1994-95* (17-28-3)
40 - 2012-13* (18-26-4)
44 - 1997-98 (17-55-10)

AT HOME

20 - 1994-95* (10-14-0)
26 - 2012-13* (12-10-2)
27 - 1992-93 (12-26-3)

ON ROAD

14 - 2012-13* (6-16-2)
15 - 1997-98 (6-32-3)
17 - 1994-95* (7-14-3)

*-Season shortened to 48 games due to lockout

MOST WINS

62 - 2018-19
54 - 2017-18
51 – 2021-22

AT HOME

32 - 2018-19
32 - 2014-15
29 - 2017-18

ON ROAD

30 - 2018-19
25 - 2017-18
24 – 2021-22

FEWEST WINS

17 - 1994-95*
17 - 1997-98
18 - 2012-13*

AT HOME

10 - 1994-95*
11 - 1997-98
12 - 4 times, Last: 2012-13*

ON ROAD

6 - 1997-98
6 - 1999-00
6 - 2012-13*

FEWEST REGULATION LOSSES

16 - 2020-21*
16 - 2018-19
21 - 2019-20*
22 - 2003-04

*-Season shortened to 56 games due to COVID-19 pandemic

^-.Season shortened to 70 games due to COVID-19 pandemic

AT HOME

7 - 2020-21*
7 - 2018-19
8 - 2014-15
8 – 2021-22

ON ROAD

9 - 2018-19
10 - 2020-21*
11 - 2019-20*
12 - 2003-04

MOST REGULATION LOSSES

55 - 1997-98
54 - 1998-99
54 - 1992-93

AT HOME

27 - 1992-93
25 - 1998-99
23 - 1997-98

ON ROAD

32 - 1997-98
29 - 1998-99
28 - 2000-01

MOST TIES

16 - 2002-03
12 - 1995-96
11 - 1993-94
11 - 2001-02

AT HOME

8 - 1996-97
7 - 1997-98
7 - 2002-03

ON ROAD

9 - 2002-03
7 - 1995-96
6 - 2001-02

FEWEST TIES

3 - 1994-95*
6 - 2000-01
7 - 1992-93

AT HOME

0 - 1994-95*
3 - 1992-93
3 - 2000-01

ON ROAD

2 - 1996-97
3 - 1994-95*
3 - 1997-98
3 - 2000-01

*-Season shortened to 48 games due to lockout

MOST OVERTIME WINS

13 - 2011-12
10 – 2021-22
8 - 2010-11

MOST OVERTIME LOSSES

8 - 2007-08
8 - 2008-09
8 - 2011-12
7 - 1999-00
7 - 2016-17

MOST SHOOTOUT WINS

10 - 2006-07
8 – 2013-14
6 - 2018-19
6 - 2017-18
6 - 2010-11
6 - 2005-06

MOST SHOOTOUT LOSSES

10 - 2008-09
7 - 2009-10
6 - 2010-11
6 - 2013-14

STREAKS

LONGEST UNBEATEN

13 - (7-0-6) 3/7-4/2/03
11 - (11-0-0) 1/29-2/17/20
11 - (10-0-1) 2/23-3/12/04

AT HOME

12 - (12-0-0) 12/8/22-1/28/23
11 - (11-0-0) 12/23/19-2/15/20
10 - (9-0-1) 1/29-3/12/04

ON ROAD

7 - (6-0-1) 2/23-3/10/04
7 - (7-0-0) 1/7-2/1/07
6 - 6 times, Last: 1/29-2/17/20

LONGEST WINNING

11 - 1/29-2/17/20
10 - 12/23/19-1/11/20
10 - 2/9-2/27/19

AT HOME

12 - 12/8/22-1/28/23
11 - 12/23/19-2/15/20
9 - 11/29/18-1/10/19
9 - 1/2-2/12/16

ON ROAD

7 - 1/7-2/1/07
6 - 1/29-2/17/20
6 - 2/1-2/27/19
6 - 10/19-11/12
6 - 2/20-3/3/16
6 - 1/8-2/7/08

LONGEST GAMES WITH A POINT

18 - 2/5-3/12/04
16 - 11/29/18-1/3/19
14 - 2/1-2/27/19

AT HOME

16 - 12/8/22-2/23/23
13 - 12/17/19-2/15/20
13 - 1/3-3/12/04

ON ROAD

10 - 2/5-3/10/04
10 - 1/5-2/20/08
9 - 12/1/18-1/3/19

LONGEST WINLESS (INCLUDING OT AND SHOOTOUT LOSSES)

16 - (0-15-1) 10/10-11/17/97
16 - (0-14-2) 1/2-2/5/98
12 - (0-8-2-2) 12/14/99-1/11/00

AT HOME

11 - (0-10-1) 1/2-2/26/98
9 - (0-8-1) 3/9-4/10/93
9 - (0-9-0) 11/10/98 to 12/26/98

ON ROAD

17 - (0-11-3-3) 12/2/99-2/19/00
16 - (0-15-1) 10/10-12/10/97
12 - (0-10-1-1) 1/16-3/1/01

LONGEST LOSING (REGULATION LOSSES)

13 - 1/3-2/2/98
10 - 10/24-11/17/97
9 - 2 times, last - 11/10-12/3/98

AT HOME

10 - 1/3/98-2/26/98
9 - 12/13/07 in 6-9 loss vs. CGY
7 - 2009-10
6 - 2010-11
6 - 2013-14

ON ROAD

11 - 10/24-12/10/97
8 - 12/21/98-1/15/99
8 - 1/7/00-2/19/00

SCORING

MOST GOALS SCORED - SEASON

319 - 2018-19
290 - 2017-18
285 – 2021-22

AT HOME

165 - 2018-19
164 - 2022-23
145 - 2017-18

ON ROAD

154 - 2018-19
145 - 2017-18
143 - 2021-22

MOST GOALS - GAME

9 - 1/7/20 in 9-2 win vs. VAN
9 - 11/14/19 in 9-3 win vs. NYR
9 - 11/8/03 in 9-0 win vs. PIT

AT HOME

9 - 1/7/20 in 9-2 win vs. VAN
9 - 11/14/19 in 9-3 win vs. NYR
9 - 11/8/03 in 9-0 win vs. PIT

ON ROAD

8 - 10/30/17 in 8-5 win at Florida
8 - 11/18/10 in 8-7 win at Philadelphia
8 - 3/1/09 in 8-6 win at Calgary
8 – 4/24/22 in 8-4 win at Florida

MOST GOALS SCORED - PERIOD

6 - 1/7/20 in 9-2 win vs. VAN (2nd period)
6 - 12/19/95 in 6-3 win vs. WPG (3rd period)
5 – 8 times, Last: 4/29/22 in 6-4 win at NYI (3rd period)

AT HOME

6 - 1/7/20 in 9-2 win vs. VAN (2nd period)
6 - 12/19/95 in 6-3 win vs. WPG (3rd period)
5 - 6 times, last - 2/23/11 in 8-3 win vs. PHX (1st period)

ON ROAD

5 - 3/30/18 in 7-3 win at NYR (3rd period)
5 – 4/29/22 in 6-4 win at NYI (3rd period)
4 - Accomplished many times, Last: 1/18/23 in 5-2 win @ VAN (1st period)

FEWEST GOALS SCORED - SEASON

126 - 1994-95*
147 - 2012-13*
151 - 1997-98

AT HOME

63 - 1994-95*
81 - 2012-13*
88 - 1997-98

ON ROAD

57 - 1994-95*
63 - 12/13/07 in 6-9 loss vs. CGY
66 - 2012-13*

FEWEST GOALS OPPONENTS - SEASON

144 - 1994-95*
145 - 2020-21*
147 - 2012-13*

AT HOME

65 - 2020-21*
67 - 2012-13*
69 - 1994-95*

ON ROAD

75 - 1994-95*
80 - 2020-21*
80 - 2012-13*

*-Season shortened to 48 games due to lockout
^-.Season shortened to 56 games due to COVID-19

MOST GOALS OPPONENTS - SEASON

332 - 1992-93
310 - 1999-00
292 - 1998-99

AT HOME

160 - 1992-93
151 - 1999-00
132 - 2008-09

ON ROAD

172 - 1992-93
165 - 1998-99
159 - 1999-00

MOST GOALS OPPONENT - GAME

10 - 5 times, last - 2/3/99 in 1-10 loss @ WAS

AT HOME

10 - 11/10/98 in 2-10 loss vs. NYR
9 - 4 times, last - 3/7/09 in 3-9 loss vs. CAR

ON ROAD

10 - 4 times, last - 2/3/99 in 1-10 loss @ WAS
9 – 12/30/21 in 3-9 loss @ FLA

MOST GOALS OPPONENT - PERIOD

8 - 2/3/99 in 1-10 loss @ WAS (2nd period)
7 - 11/20/06 in 2-7 loss @ BUF (2nd period)

AT HOME

6 - 3/7/09 in 3-9 loss vs. CAR (2nd period)

ON ROAD

8 - 2/3/99 in 1-10 loss @ WAS (2nd period)
7 - 11/20/06 in 2-7 loss @ BUF (2nd period)

MOST GOALS BOTH TEAMS - GAME

16 - 12/5/92 in 7-9 loss vs. DET
15 - 11/23/92 in 5-10 loss @ DET
15 - 12/13/07 in 6-9 loss vs. CGY
15 - 11/18/10 in 8-7 win @ PHI

AT HOME

16 - 12/5/92 in 7-9 loss vs. DET
15 - 12/13/07 in 6-9 loss vs. CGY
13 - 10/18/02 in 8-5 win vs. ATL
13 - 4/6/10 in 5-8 loss vs. CAR

ON ROAD

15 - 11/23/92 in 5-10 loss @ DET
15 - 11/18/10 in 8-7 win @ PHI
14 - 3/1/09 in 8-6 win @ CGY
13 - 5 times, Last: 10/14/21 in 7-6 win @ DET

MOST GOALS BOTH TEAMS - PERIOD

9 - 2 times, last - 11/18/10 in 8-7 win @ PHI (1st period) (TB 4, PHI 5)
8 - 4 times, last - 11/4/11 in 5-4 overtime win vs. CHI (2nd period) (TB 4, CHI 4)

AT HOME

8 - 12/19/95 in 6-3 win vs. WPG (3rd period) (TB 6, WPG 2)
8 - 11/4/11 in 5-4 overtime win vs. CHI (2nd period) (Chris Gratton)
7 - 8 times, last - 2/15/21 in 4-6 loss vs. FLA (2nd period) (TB 3, FLA 4)

ON ROAD

9 - 2 times, last - 11/18/10 in 8-7 win @ PHI (1st period) (TB 4, PHI 5)
8 - 2 times, last - 12/9/92 in 5-6 loss @ NYR (2nd period) (TB 4, NYR 4)

FASTEST GOAL START OF GAME

:11 - 2/15/97 in 4-1 win vs. WSH (Dino Ciccarelli)
:11 - 2/4/06 in 5-0 win vs. WSH (Ruslan Fedotenko)
:12 - 12/14/02 in 4-3 win vs. NYI (Cory Sarich)

AT HOME

:11 - 2/15/97 in 4-1 win vs. WSH (Dino Ciccarelli)
:11 - 2/4/06 in 5-0 win vs. WSH (Ruslan Fedotenko)
:12 - 12/14/02 in 4-3 win vs. NYI (Cory Sarich)

ON ROAD

:16 - 5/2/21 in 2-1 win at DET (Blake Coleman)
:17 - 2/4/97 in 2-0 win @ PHX (Chris Gratton)
:17 - 2/21/03 in 2-2 tie @ CAR (Vaclav Prospal)

FASTEST GOAL AGAINST START OF GAME

:07 - 1/5/11 in 1-8 loss @ PIT (Evgeni Malkin)
:12 - 3/4/06 in 2-6 loss vs. MTL (Chris Higgins)
:13 - 11/19/92 in 1-4 loss vs. MIN (Mike Craig)

AT HOME

:12 - 3/4/06 in 2-6 loss vs. MTL (Chris Higgins)
:13 - 11/19/92 in 1-4 loss vs. MIN (Mike Craig)
:14 - 3/18/18 in 3-1 win vs. EDM (Ty Rattie)

ON ROAD

:07 - 1/5/11 in 1-8 loss @ PIT (Evgeni Malkin)
:14 - 12/23/95 in 5-7 loss @ BOS (Kevin Stevens)
:18 - 1/31/98 in 0-2 loss @ FLA (Kirk Muller)
:18 – 12/20/08 in 3-4 loss @ ATL (Vyacheslav Kozlov)

FASTEST GOAL START OF PERIOD

FASTEST 2 GOALS - TEAM

:05 - 11/30/2021 in 3-4 loss @ STL
(5:24 of 1st, 5:29 of first - Corey Perry, Erik Cernak)
:09 - 3/25/16 in 7-4 win vs. NYI (13:42 of 1st, 13:51 of 1st - Nikita Kucherov, Vladislav Namestnikov)
:09 - 1/9/04 in 4-1 win @ NJD (6:38 of 3rd, 6:47 of 3rd - Dave Andreychuk, Fredrik Modin)
:09 - 1/14/14 in 2-1 win @ NYR (1:10 of 2nd, 1:19 of 2nd - Victor Hedman, Nikita Kucherov)

FASTEST 2 GOALS - PLAYER

:11 - 2/12/12 in 2-4 loss @ PIT (9:58 of 1st, 10:09 of 1st) (Steve Downie)
:15 - 10/3/97 in 3-4 loss vs. NJD (17:51 of 3rd, 18:06 of 3rd) (Jason Wiemer)
:28 - 4/10/94 in 4-6 loss @ HFD (3:30 of 1st, 3:58 of 1st) (Denis Savard)

FASTEST 2 GOALS - OPPOSING TEAM

:07 - 2/28/98 in 5-2 win vs. WSH (5:50 of 2nd, 5:57 of 2nd - Calle Johansson, Jan Bulis)
:09 - 10/28/06 in 4-6 loss @ CAR (8:23 of 1st, 8:32 of 1st - Eric Staal, Kevyn Adams)
:10 - 3 times, last - 2/25/01 in 4-5 loss @ BUF (10:59 of 2nd, 11:09 of 2nd - Miroslav Satan, Vladimir Tsyplakov)

FASTEST 2 GOALS - OPPOSING PLAYER

:15 - 2/5/94 in 3-6 loss @ WSH (14:44 of 1st, 14:59 of 1st) (Peter Bondra)
:21 - 1/18/14 in 5-4 loss vs. SJS (12:48 of 3rd, 13:09 of 3rd) (Joe Pavelski)
:24 - 3/23/23 in 2-7 loss at OTT (13:11 of 3rd, 13:35 of 3rd) (Brady Tkachuk)

FASTEST 2 GOALS - BOTH TEAMS

:04 - 10/28/98 in 3-5 loss @ ANA (19:51 of 3rd, 19:55 of 3rd - Wendel Clark (TBL), Teemu Selanne (ANA))
:07 - 2/18/23 in 4-5 loss @ VGG (6:10 of 1st, 6:17 of 1st - Vladislav Namestnikov (TBL), Brett Howden (VGK))
:08 - 12/5/19 in 4-5 loss vs. MIN (4:00 of 3rd, 4:08 of 3rd - Alex Killorn (TBL), Mats Zuccarello (MIN))

FASTEST 3 GOALS - LIGHTNING TEAM

:32 - 3/6/22 in 6-3 win @ CHI (1:51, 2:04, 2:23 of 3rd - Victor Hedman, Corey Perry, Mikhail Sergachev)
:42 - 3/11/08 in 8-4 win vs. NYI (17:43, 18:15, 18:25 of 3rd - Vincent Lecavalier, Michel Ouellet, Jason Ward)
:47 - 4/10/94 in 4-6 loss @ HFD (3:11, 3:30, 3:59 of 1st - John Tucker, Denis Savard(2))

FASTEST 3 GOALS - LIGHTNING PLAYER

1:31 - 11/15/18 in 4-3 win at PIT (19:57 of 1st -- 1:28 of 2nd) (Brayden Point)
6:17 - 10/26/06 in 5-1 win vs. CAR (10:46 of 2nd - 17:03 of 2nd) (Martin St. Louis)
6:23 - 1/18/14 in 5-4 loss vs. SJS (15:44 of 1st -2:07 of 2nd) (Martin St. Louis)

FASTEST 3 GOALS - OPPOSING TEAM

:36 - 4/15/93 in 5-6 loss @ STL (19:38, 19:48 of 1st, 0:14 of 2nd - Kevin Miller, Bob Bassen (2))
:39 - 11/14/96 in 3-5 loss @ STL (13:15, 13:27, 13:54 of 3rd - Stephane Matteau, Pierre Turgeon, Jim Campbell)

FASTEST 3 GOALS - OPPOSING PLAYER

2:06 - 2/5/94 in 3-6 loss @ WSH (14:44 of 1st - 16:50 of 1st) (Peter Bondra)
3:57 - 2/5/94 in 3-6 loss @ WSH (14:59 of 1st - 18:56 of 1st) (Peter Bondra)
4:10 - 11/8/06 in 4-3 win @ PIT (15:37 of 2nd - 19:47 of 2nd) (Nils Ekman)
4:22 - 2/5/94 in 3-6 loss @ WSH(14:17, 14:44, 14:59 of 1st) - Shawn Chambers (TBL), Peter Bondra (WAS) (2)

FASTEST 3 GOALS - BOTH TEAMS

:34 - 1/14/14 in 4-2 win vs. VAN (15:27, 15:47, 16:01 of 2nd) - Valtteri Filppula (TBL), Tyler Johnson (TBL), Zac Dalpe (VAN)
:42 - 12/21/93 in 3-8 loss @ PIT (3:21, 3:46, 4:03 of 3rd) - Rob Zamuner (TBL), Doug Brown (PIT), Rob DiMaio (TBL)
:42 - 2/5/94 in 3-6 loss @ WSH(14:17, 14:44, 14:59 of 1st) - Shawn Chambers (TBL), Peter Bondra (WAS) (2)

LONGEST SHUTOUT STREAK

184:06 - 2/12-2/18/19

AT HOME

154:46 - 11/21-12/2/21

ON ROAD

190:25 - 1/20-2/19/06

MOST CONSECUTIVE GAMES WITHOUT BEING SHUT OUT

125 - 12/14/13 -3/28/15
84 - 3/9/19 -3/10/20
76 - 1/6/02-12/23/02

LONGEST SCORELESS STREAK

166:34 - 3/19-3/24/00

AT HOME

139:14 - 1/30-2/8/97

ON ROAD

157:29 - 3/13-3/18/96

GREATEST MARGIN OF VICTORY

9 - 11/8/03 in 9-0 win vs. PIT
8 - 12/7/06 in 8-0 win vs. ATL
7 - 1/7/20 in 9-2 win vs. VAN
7 - 4/21/22 in 8-1 win vs. TOR

AT HOME

9 - 11/8/03 in 9-0 win vs. PIT
8 - 12/7/06 in 8-0 win vs. ATL
7 - 1/7/20 in 9-2 win vs. VAN
7 - 4/21/22 in 8-1 win vs. TOR

ON ROAD

6 - 6 times, last - 1/22/22 in 7-1 win @ SJS
5 - 14 times, last - 1/11/22 in 6-1 win @ BUF

GREATEST MARGIN OF DEFEAT

10 - 1/2/96 in 0-10 loss @ CGY
10 - 11/1/95 in 0-10 loss @ PIT
9 - 2/3/99 in 1-10 loss @ WSH

AT HOME

8 - 11/10/98 in 2-10 loss vs. NYR
8 - 4/8/93 in 1-9 loss vs. DET
8 - 2/8/00 in 0-8 loss vs. SJ

ON ROAD

10 - 1/2/96 in 0-10 loss @ CGY
10 - 11/1/95 in 0-10 loss @ PIT
9 - 2/3/99 in 1-10 loss @ WSH

MOST CONSECUTIVE GOALS - GAME

9 - 11/8/03 in 9-0 win vs. PIT
8 - 12/7/06 in 8-0 win vs. ATL
7 - 1/7/20 in 9-2 win vs. VAN
7 - 10/21/17 in 7-1 win vs. PIT
7 - 1/23/11 in 7-1 win vs. ATL
7 - 2/23/11 in 8-3 win vs. PHX

AT HOME

9 - 11/8/03 in 9-0 win vs. PIT
3:46, 4:03 of 3rd) - Rob Zamuner (TBL), Doug Brown (PIT), Rob DiMaio (TBL)

ON ROAD

6 - 8 times, last - 12/5/21 in 7-1 win @ PHI

MOST CONSECUTIVE GOALS OPPONENTS - GAME

10 - 1/2/96 in 0-10 loss @ CGY
10 - 11/1/95 in 0-10 loss @ PIT
9 - 2/3/99 in 1-10 loss @ WAS

AT HOME

8 - 4/9/93 in 1-9 loss vs. DET
8 - 2/8/00 in 0-8 loss vs. SJ
7 - 2/28/06 in 2-8 loss vs. FLA
7 - 4/6/07 in 2-7 loss vs. FLA

ON ROAD

10 - 1/2/96 in 0-10 loss @ CGY
10 - 11/1/95 in 0-10 loss @ PIT
9 - 2/3/99 in 1-10 loss @ WAS

MOST POINTS IN - GAME

26 - 11/14/19 in 9-3 win vs. NYR (9g-17a)
24 - 10/30/18 in 8-3 win vs. NJD (8g-16a)
24 - 11/18/10 in 8-7 win @ PHI (8g-16a)
24 - 4/21/22 in 8-1 win vs. TOR (8g-16a)

AT HOME

26 - 11/14/19 in 9-3 win vs. NYR (9g-17a)
24 - 10/30/18 in 8-3 win vs. NJD (8g-16a)
24 - 4/21/22 in 8-1 win vs. TOR (8g-16a)
23 - 11/8/03 in 9-0 win vs. PIT (9g-14a)

ON ROAD

24 - 11/18/10 in 8-7 win @ PHI (8g-16a)
23 - 4/24/22 in 8-4 win @ FLA (8g-15a)
21 - 3/22/18 In 7-6 win @ NYI (7g-14a)
21 - 10/30/17 In 8-5 win @ FLA (8g-13a)
21 - 3/1/09 in 8-6 win @ CGY (8g-13a)

MOST POINTS - PERIOD

15 - 10/7/92 in 7-3 win vs. CHI (1st period) (5g-10a)
15 - 12/19/95 in 6-3 win vs. WPG (3rd period) (6g-9a)
14 - 11/22/00 in 8-2 win vs. ATL (2nd period) (5g-9a)
14 - 1/7/20 in 9-2 win vs. VAN (2nd period) (6g-8a)
14 - 4/29/22 in 6-4 win @ NYI (3rd period) (5g-9a)

AT HOME

15 - 10/7/92 in 7-3 win vs. CHI (1st period) (5g-10a)
15 - 12/19/95 in 6-3 win vs. WPG (3rd period) (6g- 9a)
14 - 1/7/20 in 9-2 win vs. VAN (2nd period) (6g-8a)
14 - 11/22/00 in 8-2 win vs. ATL (2nd period) (5g- 9a)

ON ROAD

14 - 4/29/22 in 6-4 win @ NYI (3rd period) (5g-9a)
13 - 3/30/18 In 7-3 win at NYR (3rd period) (5g-8a)
12 - 13 times, last - 4/8/21 in 6-4 win at CBJ (1st period) (4g-8a)

MOST POINTS OPPONENTS - GAME

28 - 2/3/99 in 1-10 loss @ WAS (10g-18a)
27 - 2 times, last - 3/8/99 in 3-9 loss @ OTT (9g-18a)
26 - 12/30/21 in 3-9 loss @ FLA (9g-17a)

AT HOME

26 - 11/10/98 in 2-10 loss vs. NYR (10g-16a)
25 - 12/5/92 in 7-9 loss vs. DET (9g-16a)
25 - 3/7/09 in 3-9 loss vs. CAR (9g-16a)

ON ROAD

28 - 2/3/99 in 1-10 loss @ WAS (10g-18a)
27 - 2 times, last - 3/8/99 in 3-9 loss @ OTT (9g-18a)
26 - 12/30/21 in 3-9 loss @ FLA (9g-17a)

MOST POINTS OPPONENT - PERIOD

22 - 2/3/99 in 1-10 loss @ WAS (2nd period) (8g-14a)
21 - 11/20/06 in 2-7 loss @ BUF (2nd period (7g-14a)

AT HOME

18 - 3/7/09 in 3-9 loss vs. CAR (2nd period) (6g-12a)
15 - 2/28/06 in 2-8 loss vs. FLA (2nd period) (5g-10a)
14 - 5 times, last - 3/2/10 in 2-7 loss vs. PHI (3rd period) (6g-8a)

ON ROAD

22 - 2/3/99 in 1-10 loss @ WAS (2nd period) (8g-14a)
21 - 11/20/06 in 2-7 loss @ BUF (2nd period (7g-14a)

MOST POINTS BOTH TEAMS - GAME

45 - 11/18/10 in 8-7 win @ PHI (TBL 8-16-24 PHI 7-14-21)
44 - 12/5/92 in 7-9 loss vs. DET (TBL 7-12-19, DET 9-16-25)
39 - 11/22/92 in 5-10 loss @ DET (TBL 5-7-12, DET 10-17-27)

AT HOME

44 - 12/5/92 in 7-9 loss vs. DET (TBL 7-12-19, DET 9-16-25)
36 - 10/18/02 in 8-5 win vs. ATL (TBL 8-14-22, ATL 5-9-14)
36 - 12/13/07 in 6-9 loss vs. CGY (TBL 6-10-16, CGY 9-11-20)

ON ROAD

45 - 11/18/10 in 8-7 win @ PHI (TBL 8-16-24 PHI 7-14-21)
39 - 11/23/92 in 5-10 loss @ DET (TBL 5-7-12, DET 10-17-27)
39 - 3/1/09 in 8-6 win @ CGY (TBL 8-13-21, CGY 6-12-18)

MOST POINTS BOTH TEAMS - PERIOD

27 - 11/18/10 in 8-7 win @ PHI (1st period) (TBL 4-8-12, PHI 5-10-15)
25 - 2/3/99 in 1-10 loss @ WAS (2nd period) (TBL 1-2-3, WAS 8-14-22)
22 - 12/9/92 in 5-6 loss @ NYR (2nd period) (TBL 4-8-12, NYR 4-6-10)

AT HOME

21 - 12/19/95 in 6-3 win vs. WPG (2nd period) (TBL 6-9-15, WPG 2-4-6)
21 - 11/4/11 in 5-4 OT win vs. CHI (2nd period) (TBL 4-7-11, CHI 4-6-10)
20 - 12/5/92 in 7-9 loss vs. DET (3rd period) (TBL 2-4-6, DET 5-9-14)

ON ROAD

27 - 11/18/10 in 8-7 win @ PHI (1st period) (TBL 4-8-12, PHI 5-10-15)
25 - 2/3/99 in a 1-10 loss @ WAS (2nd period) (TBL 1-2-3, WAS 8-14-22)
22 - 12/9/92 in 5-6 loss @ NYR (2nd period) (TBL 4-8-12, NYR 4-6-10)

ASSISTS

MOST ASSISTS - GAME

17 - 11/14/19 in 9-3 win vs. NYR
16 - 10/30/18 in 8-3 win vs. NJD
16 - 11/18/10 in 8-7 win @ PHI
16 - 4/21/22 in 8-1 win vs. TOR

AT HOME

17 - 11/14/19 in 9-3 win vs. NYR
16 - 10/30/18 in 8-3 win vs. NJD
16 - 4/21/22 in 8-1 win vs. TOR
15 - 2/1/13 in 8-3 win vs. WPG

ON ROAD

16 - 11/18/10 in 8-7 win @ PHI
15 - 4/24/22 in 8-4 win @ FLA
14 - 3/22/18 in 7-6 win @ NYI

MOST ASSISTS - PERIOD

10 - 10/7/92 in 7-3 win vs. CHI (1st period)
9 - 12/19/95 in 6-3 win vs. WPG (3rd period)
9 - 11/22/00 in 8-2 win vs. ATL (2nd period)
9 - 4/29/22 in 6-4 win @ NYI (3rd period)

AT HOME

10 - 10/7/92 in 7-3 win vs. CHI (1st period)
9 - 12/19/95 in 6-3 win vs. WPG (3rd period)
9 - 11/22/00 in 8-2 win vs. ATL (2nd period)

ON ROAD

9 - 4/29/22 in 6-4 win @ NYI (3rd period)
8 - 15 times, last - 4/8/21 in 6-4 win @ CBJ (1st period)

MOST ASSISTS OPPONENT - GAME

18 - 3/8/99 in 3-9 loss @ OTT
18 - 2/3/99 in 1-10 loss @ WAS
17 - 11/23/92 in 5-10 loss @ DET
17 - 12/30/21 in 3-9 loss @ FLA

AT HOME

16 - 5 times, last - 3/7/09 in 3-9 loss vs. CAR

ON ROAD

18 - 3/8/99 in 3-9 loss @ OTT
18 - 2/3/99 in 1-10 loss @ WAS
17 - 11/23/92 in 5-10 loss @ DET
17 - 12/30/21 in 3-9 loss @ FLA

MOST ASSISTS BOTH TEAMS - GAME

30 - 11/18/10 in 8-7 win @ PHI (TBL 16, PHI 14)
28 - 12/5/92 in 7-9 loss vs. DET (TBL 12, DET 16)
25 - 3/9/06 in 5-8 loss @ BUF (TBL 10, BUF 15)
25 - 3/1/09 in 8-6 win @ CGY (TBL 13, CGY 12)
25 - 10/14/21 in 7-6 win @ DET (TBL 13, DET 12)

AT HOME

28 - 12/5/92 in 7-9 loss vs. DET (TBL 12, DET 16)
23 - 10/18/02 in 8-5 win vs. ATL (TBL 14, ATL 9)
22 - 3x, last - 11/14/19 in 9-3 win vs. NYR (TBL 17, NYR 5)

ON ROAD

30 - 11/18/10 in 8-7 win @ PHI (TBL 16, PHI 14)
25 - 3/9/06 in 5-8 loss @ BUF (TBL 10, BUF 15)
25 - 3/1/09 in 8-6 win @ CGY (TBL 13, CGY 12)
25 - 10/14/21 in 7-6 win @ DET (TBL 13, DET 12)

MOST ASSISTS BOTH TEAMS - PERIOD

18 - 11/18/10 in 8-7 win @ PHI (1st period) (TBL 8, PHI 10)
16 - 2/3/99 in 1-10 loss @ WAS (2nd period) (TBL 2, WAS 14)
14 - 3 times, last - 3/1/09 in 8-6 win @ CGY (2nd period) (TBL 8, CGY 6)

AT HOME

13 - 3x, last - 11/4/11 in 5-4 OT win vs. CHI (2nd period) (TBL 7, CHI 6)
12 - 2x, last - 1/25/13 in 6-4 win vs. OTT (2nd period) (TBL 4, OTT 8)

ON ROAD

18 - 11/18/10 in 8-7 win @ PHI (1st period) (TBL 8, PHI 10)
16 - 2/3/99 in 1-10 loss @ WAS (2nd period) (TB 2, WAS 14)
14 - 3 times, last - 3/1/09 in 8-6 win @ CGY (2nd period) (TB 8, CGY 6)

POWER PLAY

MOST POWER PLAY GOALS - SEASON

83 - 1995-96
81 - 2005-06
74 - 2018-19
74 - 1992-93

AT HOME

50 - 1995-96
43 - 2022-23
40 - 2002-03
40 - 2010-11

ON ROAD

42 - 2005-06
39 - 2018-19
36 - 1992-93

FEWEST POWER PLAY GOALS - SEASON

25 - 1994-95*
31 - 2012-13*
33 - 1997-98

AT HOME

11 - 1994-95*
18 - 2020-21*
19 - 1997-98

ON ROAD

9 - 2012-13*
13 - 2015-16
14 - 1994-95*, 1997-98

* - Season shortened to 56 games due to COVID-19 pandemic

*- Season shortened to 48 games due to lockout

MOST POWER PLAY GOALS - GAME

5 - 11/14/19 in 9-3 win vs. NYR
5 - 3/9/95 in 6-1 win @ BUF
4 - 9 times, last - 3/7/21 in 6-3 win at CHI

AT HOME

5 - 11/14/19 in 9-3 win vs. NYR
4 - 6 times, last - 10/13/18 in 8-2 win vs. CBJ

ON ROAD

5 - 3/19/95 in 6-1 win @ BUF
4 - 3/7/21 in 6-3 win @ CHI
4 - 11/15/18 in 4-3 win @ PIT
4 - 11/7/92 in 6-5 win @ NYI

MOST POWER PLAY CHANCES - SEASON

485 - 2005-06 (81 PPG, 16.7%)
424 - 1992-93 (74 PPG, 17.5%)<

ON ROAD
15 - 2020-21'
16 - 2012-13*
18 - 1994-95*

*-Season shortened to 48 games due to lockout
' -Season shortened to 56 games due to COVID-19 pandemic

MOST POWER PLAY GOALS ALLOWED - SEASON
101 - 1992-93
89 - 2008-09
77 - 1999-00

AT HOME
45 - 1999-00
43 - 1997-98
42 - 1992-93

ON ROAD
59 - 1992-93
49 - 2008-09
42 - 2000-01

MOST POWER PLAY GOALS ALLOWED - GAME
5 - 11/1/95 in 0-10 loss @ PIT
5 - 10/17/11 in 4-7 loss vs. FLA
4 - 8 times, last - 3/5/23 in 0-6 loss at CAR

AT HOME
5 - 10/17/11 in 4-7 loss vs. FLA
4 - 11/1/05 in 4-6 loss vs. ATL

ON ROAD
5 - 11/1/95 in 0-10 loss @ PIT
4 - 5 times, last - 3/5/23 in 0-6 loss at CAR

MOST TIMES SHORTHANDED - SEASON
439 - 1995-96 (68 PPGA, 84.5%)
422 - 2000-01 (72 PPGA, 82.9%)
410 - 1997-98 (68 PPGA, 82.4%)

AT HOME
217 - 1995-96 (35 PPGA, 83.9%)
212 - 1997-98 (43 PPGA, 79.7%)
205 - 2000-01 (30 PPGA, 85.4%)

ON ROAD
222 - 1995-96 (33 PPGA, 85.1%)
217 - 2000-01 (42 PPGA, 80.7%)
211 - 1992-93 (59 PPGA, 72%)

FEWEST TIMES SHORTHANDED - SEASON
155 - 2012-13* (30 PPGA, 80.7%)
183 - 2020-21' (29 PPGA, 85.8%)
205 - 1994-95* (32 PPGA, 84.4%)

AT HOME
77 - 2012-13* (14 PPGA, 81.8%)
78 - 2020-21' (14 PPGA, 84.6%)
103 - 2019-20^ (17 PPGA, 83.5%)

ON ROAD
78 - 2012-13* (16 PPGA, 79.5%)
96 - 1994-95* (18 PPGA, 81.3%)
105 - 2020-21' (15 PPGA, 86.7%)

*-Season shortened to 48 games due to lockout
^ -Season shortened to 70 games due to COVID-19 pandemic

MOST TIMES SHORTHANDED - GAME
11 - 3/3/01 in 6-0 win @ NY1 (0-11)
10 - 9 times, last - 10/8/05 in 2-1 win vs. FLA (1-10)

AT HOME
10 - 5 times, last - 10/8/05 in 2-1 win vs. FLA (1-10)

ON ROAD
11 - 3/3/01 in 6-0 win @ NY1 (0-11)
10 - 4 times, last - 2/25/01 in 4-5 loss @ BUF (3-10)

MOST SHORTHANDED GOALS - SEASON
15 - 2003-04
14 - 2006-07
13 - 1996-97

AT HOME
10 - 2003-04
8 - 2013-14
7 - 3x, Last: 2018-19

ON ROAD
9 - 1996-97
7 - 1998-99
7 - 2006-07

FEWEST SHORTHANDED GOALS - SEASON
0 - 2012-13*
1 - 2010-11
2 - 2009-10
2 - 2011-12

AT HOME
0 - 2011-12
0 - 2012-13*
1 - 2010-11

ON ROAD
0 - 2009-10
0 - 2010-11
0 - 2012-13*

*-Season shortened to 48 games due to lockout

FEWEST SHORTHANDED GOALS ALLOWED - SEASON
3 - 2020-21'
3 - 2018-19
3 - 2017-18
4 - 2003-04
4 - 2012-13*

AT HOME
0 - 2018-19
1 - 2021-22
1 - 2020-21'
1 - 2002-03

ON ROAD
0 - 2003-04
1 - 2017-18
2 - 4x, last 2022-23

' -Season shortened to 56 games due to COVID-19 pandemic
*-Season shortened to 48 games due to lockout

MOST SHORTHANDED GOALS ALLOWED - SEASON
20 - 1993-94
16 - 1997-98
16 - 2010-11

AT HOME
11 - 2010-11
9 - 2022-23
8 - 1993-94

ON ROAD
12 - 1993-94
11 - 1997-98
9 - 2000-01

MOST PENALTY MINUTES - SEASON
1,823 - 1997-98
1,733 - 1999-00
1,686 - 1996-97

AT HOME
990 - 1997-98
985 - 1996-97
855 - 1999-00

ON ROAD
878 - 1999-00
847 - 1995-96
833 - 1997-98

FEWEST PENALTY MINUTES - SEASON
577 - 2012-13*
597 - 2020-21'
723 - 2019-20^

AT HOME
225 - 2020-21'
292 - 2012-13*
348 - 2017-18

ON ROAD
285 - 2012-13*
372 - 2020-21'
373 - 2019-20^

*-Season shortened to 48 games due to lockout
' -Season shortened to 56 games due to COVID-19 pandemic
^ -Season shortened to 70 games due to COVID-19 pandemic

MOST PENALTY MINUTES - GAME
97 - 4/4/98 in 1-4 loss vs. PIT
95 - 11/6/97 in 2-5 loss @ LA
89 - 10/12/02 in 5-1 win vs. CAR

AT HOME
97 - 4/4/98 in 1-4 loss vs. PIT
89 - 10/12/02 in 5-1 win vs. CAR
83 - 2 times, last - 3/21/98 in 5-1 win vs. FLA

ON ROAD
95 - 11/6/97 in 2-5 loss @ LA
79 - 1/4/93 in 0-7 loss @ VAN
78 - 5/8/21 in 1-5 loss @ FLA

MOST PENALTY MINUTES - PERIOD
75 - 4/4/98 in 1-4 loss vs. PIT (2nd period)
67 - 10/12/02 in 5-1 win vs. CAR (3rd period)
65 - 5/8/21 in 1-5 loss at FLA (3rd period)

MOST SHORTHANDED GOALS ALLOWED - SEASON
20 - 1993-94
16 - 1997-98
16 - 2010-11

AT HOME
75 - 4/4/98 in 1-4 loss vs. PIT (2nd period)
67 - 10/12/02 in 5-1 win vs. CAR (3rd period)
64 - 3/9/23 in 4-3 OT loss vs. VGK (3rd period)

ON ROAD
65 - 5/8/21 in 1-5 loss @ FLA (3rd period)
63 - 11/6/97 in 2-5 loss @ LA (3rd period)
59 - 1/4/93 in 0-7 loss @ VAN (3rd period)

MOST OPPONENT PENALTY MINUTES - SEASON
1736 - 1992-93
1662 - 1993-94
1608 - 1997-98

AT HOME
971 - 1993-94
964 - 1992-93
915 - 1997-98

ON ROAD
807 - 1999-00
750 - 1992-93
745 - 1995-96

FEWEST OPPONENT PENALTY MINUTES - SEASON
624 - 2020-21'
690 - 2019-20^
773 - 2018-19

AT HOME
239 - 2020-21'
346 - 2019-20^
375 - 2017-18

ON ROAD
344 - 2019-20^
364 - 2018-19
378 - 2013-14

- -Season shortened to 56 games due to COVID-19 pandemic
^ -Season shortened to 70 games due to COVID-19 pandemic

MOST PENALTY MINUTES OPPONENT - GAME
92 - 11/6/97 in 2-5 loss @ LAK
83 - 2 times, last - 3/21/98 in 5-1 win vs. FLA

AT HOME
83 - 3/21/98 in 5-1 win vs. FLA
83 - 4/1/93 in 3-5 loss vs. VAN
80 - 10/12/02 in 5-1 win vs. CAR

ON ROAD
92 - 11/6/97 in 2-5 loss @ LAK
76 - 5/8/21 in 1-5 loss at FLA
75 - 1/4/93 in 0-7 loss @ VAN

MOST PENALTY MINUTES OPPONENT - PERIOD
62 - 3/9/23 in 3-4 OT loss vs. VGK (3rd period)
60 - 3/21/98 in 5-1 win vs. FLA (3rd period)
58 - 10/12/02 in 5-1 win vs. CAR (3rd period)

AT HOME
62 - 3/9/23 in 3-4 OT loss vs. VGK (3rd period)
60 - 3/21/98 in 5-1 win vs. FLA (3rd period)
58 - 10/12/02 in 5-1 win vs. CAR (3rd period)

ON ROAD
51 - 5/8/21 in 1-5 loss @ FLA (3rd period)
47 - 1/4/93 in 0-7 loss @ VAN (3rd period)
47 - 4/1/00 in 3-3 tie @ FLA (2nd period)

MOST PENALTY MINUTES BOTH TEAMS - GAME
187 - 11/6//97 in 2-5 loss @ LAK (TB 95, LA 92)
169 - 10/12/02 in 5-1 win vs. CAR (TB 89, CAR 80)
166 - 3/21/98 in 5-1 win vs. FLA (TB 83, FLA 83)

AT HOME
169 - 10/12/02 in 5-1 win vs. CAR (TB 89, CAR 80)
166 - 3/21/98 in 5-1 win vs. FLA (TB 83, FLA 83)
152 - 4/1/93 in 3-5 loss vs. VAN (TB 69, VAN 83)

ON ROAD
187 - 11/6//97 in 2-5 loss @ LAK (TB 95, LA 92)
154 - 5/8/21 in 1-5 loss @ FLA (TB 78, FLA 76)
154 - 1/4/93 in 0-7 loss @ VAN (TB 79, VAN 75)

MOST PENALTY MINUTES BOTH TEAMS - PERIOD
126 - 3/9/23 in 3-4 OT loss vs. VGK (3rd period) (TB 64, VGK 62)
125 - 10/12/02 in 5-1 win vs. CAR (3rd period) (TB 67, CAR 58)
122 - 3/21/98 in 5-1 win vs. FLA (3rd period) (TB 62, FLA 60)

AT HOME
126 - 3/9/23 in 3-4 OT loss vs. VGK (3rd period) (TB 64, VGK 62)
125 - 10/12/02 in 5-1 win vs. CAR (3rd period) (TB 67, CAR 58)
122 - 3/21/98 in 5-1 win vs. FLA (3rd period) (TB 62, FLA 60)

ON ROAD
116 - 5/8/21 in 1-5 loss @ FLA (3rd period) (TB 65, FLA 51)
108 - 11/6/97 in 2-5 loss @ LAK (3rd period) (TB 63, LA 45)
106 - 1/4/93 in 0-7 loss @ VAN (3rd period) (TB 59, VAN 47)

SHOTS

MOST SHOTS - SEASON
2,680 - 2017-18
2,621 - 2022-23
2,620 - 2018-19

AT HOME
1,425 - 2022-23
1,404 - 1992-93
1,373 - 2017-18

ON ROAD
1,311 - 2018-19
1,307 - 2017-18
1,280 - 2021-22

MOST SHOTS - GAME
55 - 10/21/18 in 6-3 win @ CHI
52 - 11/18/08 in 3-4 shootout loss vs. FLA
51 - 2/17/18 in 3-4 loss vs. NJD
51 - 1/17/04 in 1-2 loss @ FLA

AT HOME
52 - 11/18/08 in 3-4 shootout loss vs. FLA
51 - 2/17/18 in 3-4 loss vs. NJD
50 - 1/24/06 in 3-2 loss vs. FLA
50 - 12/21/13 in 3-2 OT win vs. CAR

ON ROAD
55 - 10/21/18 in 6-3 win @ CHI
51 - 1/17/04 in 1-2 loss @ FLA
50 - 3/30/18 in 7-3 win @ NYR

MOST SHOTS - PERIOD
33 - 10/21/18 in 6-3 win @ CHI (2nd)
30 - 12/6/22 in 2-4 loss vs. DET (3rd)
27 - 1/9/15 in 2-1 win vs. BUF (2nd)

AT HOME
30 - 12/6/22 in 2-4 loss vs. Detroit (3rd)
27 - 1/9/15 in 2-1 win vs. Buffalo (2nd)
25 - 11/28/06 in 2-5 loss vs. WSH (3rd)
25 - 10/8/09 in 3-4 SOL vs. NJD (2nd)

ON ROAD
33 - 10/21/18 in 6-3 win @ CHI (2nd)
25 - 4/1/06 in 2-4 loss @ FLA (3rd)
24 - 2 times, last - 1/21/17 in 3-5 loss @ ARI (3rd)

MOST SHOTS OPPONENTS - SEASON
2,701 - 2008-09
2,683 - 2017-18
2,633 - 1998-99

AT HOME
1,375 - 2008-09
1,305 - 2009-10
1,282 - 2017-18

ON ROAD
1,401 - 2017-18
1,382 - 1998-99
1,371 - 2000-01

MOST SHOTS OPPONENT - GAME
58 - 3/20/19 in 5-4 OT win @ WSH
55 - 11/3/22 in 3-4 S/O loss vs. CAR
51 - 1/19/14 in 5-3 win @ CAR

AT HOME
55 - 11/3/22 in 3-4 S/O loss vs. CAR
50 - 2/16/12 in 6-5 OT win vs. SJS
49 - 12/13/18 in 4-1 win vs. TOR
49 - 3/6/18 in 5-4 OT win vs. FLA
49 - 2/17/09 in 3-5 loss vs. CHI

ON ROAD
58 - 3/20/19 in 5-4 OT win @ WSH
51 - 1/19/14 in 5-3 win @ CAR
50 - 3/25/10 in 5-3 win @ BOS

MOST SHOTS OPPONENT - PERIOD
25 - 2/3/99 in 1-10 loss @ WAS (2nd)
24 - 10/7/17 in 4-5 loss @ FLA (1st)
24 - 2/10/22 in 2-3 loss @ COL (1st)

AT HOME
23 - 12/13/18 in 4-1 win vs. TOR (2nd)
23 - 4/6/10 in 5-8 loss vs. CAR (1st)
22 - 11/23/16 in 4-2 win vs. PHI (2nd)

ON ROAD
25 - 2/3/99 in 1-10 loss @ WAS (2nd)
24 - 10/7/17 in 4-5 loss @ FLA (1st)
24 - 2/10/22 in 2-3 loss @ COL (1st)

MOST SHOTS BOTH TEAMS - GAME
91 - 10/21/18 in 6-3 win @ CHI (TB 55, CHI 36)
89 - 12/16/18 in 4-5 OT loss @ WPG (TB 47, WPG 42)
89 - 4/26/95 in 4-6 loss @ NYR (TB 41, NYR 48)

AT HOME
88 - 11/18/08 in 2-4 shootout loss vs. FLA (TBL 52, FLA 36)
87 - 10/23/19 in 3-2 win vs. PIT (TBL 48, PIT 39)
87 - 3/15/97 in 2-5 loss vs. VAN (TBL 39, VAN 48)

ON ROAD
91 - 10/21/18 in 6-3 win @ CHI (TB 55, CHI 36)
89 - 12/16/18 in 4-5 OT loss @ WPG (TB 47, WPG 42)
89 - 4/26/95 in 4-6 loss @ NYR (TB 41, NYR 48)

MOST SHOTS BOTH TEAMS - PERIOD
39 - 10/21/18 in 6-3 win @ CHI (2nd) (TBL 33, CHI 6)
37 - 2/6/23 in 1-7 loss at FLA (2nd) (TBL 14, FLA 23)
37 - 12/6/22 in 2-4 loss vs. DET (3rd) (TBL 30, DET 7)
37 - 4/4/17 in 0-4 loss @ BOS (2nd) (TBL 17, BOS 20)

AT HOME
37 - 12/6/22 in 2-4 loss vs. DET (3rd) (TBL 30, DET 7)
36 - 2/16/08 in 2-3 loss vs. WSH (2nd) (TBL 24, WSH 12)
35 - 12/13/18 in 4-1 win vs. TOR (2nd)
35 - 3/27/93 in 3-8 loss vs. DET (3rd) (TBL 18, DET 17)

ON ROAD
39 - 10/21/18 in 6-3 win @ CHI (2nd) (TBL 33, CHI 6)
37 - 2/6/23 in 1-7 loss @ FLA (2nd) (TBL 14, FLA 23)
37 - 4/4/17 in 0-4 loss @ BOS (2nd) (TBL 17, BOS 20)

FEWEST SHOTS - SEASON
1,280 - 1994-95*
1,323 - 2012-13*
1,692 - 2020-21'

AT HOME
628 - 1994-95*
662 - 2012-13*
814 - 2020-21'

ON ROAD
652 - 1994-95*
661 - 2012-13*
878 - 2020-21'

*-Season shortened to 48 games due to lockout
' -Season shortened to 56 games due to COVID-19 pandemic

FEWEST SHOTS - GAME
11 - 12/18/93 in 3-5 loss vs. BOS
11 - 12/4/01 in 1-1 tie @ NJD
12 - 12/10/97 in 0-3 loss @ DAL

AT HOME
11 - 12/18/93 in 3-5 loss vs. BOS
15 - 3 times, last - 3/8/01 in 1-0 win vs. CAR

ON ROAD
11 - 12/4/01 in 1-1 tie @ NJD
12 - 12/10/97 in 0-3 loss @ DAL
13 - 4 times, last - 10/6/19 in 3-4 OT loss @ CAR

FEWEST SHOTS - PERIOD
0 - 11/22/99 in 4-1 win vs. PHI (2nd period)
0 - 12/2/99 in 1-3 loss @ PHX (2nd period)
0 - 10/5/13 in 3-2 SO win @ CHI (1st period)
0 - 10/6/19 in 3-4 OT loss @ CAR (2nd period)
0 - 3/5/23 in 0-6 loss @ CAR (2nd period)

AT HOME
0 - 11/22/99 in 4-1 win vs. PHI (2nd period)
1 - 6 times, last - 1/28/23 in 5-2 win vs. LAK (3rd period)

ON ROAD
0 - 12/2/99 in 1-3 loss @ PHO (2nd period)
0 - 10/5/13 in 3-2 SO win @ CHI (1st period)
0 - 10/6/19 in 3-4 OT loss @ CAR (2nd period)
0 - 3/5/23 in 0-6 loss @ CAR (2nd period)

FEWEST SHOTS OPPONENT - SEASON
1,325 - 1994-95*
1,451 - 2012-13*
1,583 - 2020-21'

AT HOME
671 - 1994-95*
697 - 2012-13*
756 - 2020-21'

ON ROAD

654 - 1994-95*
754 - 2012-13*
827 - 2020-21'

*-Season shortened to 48 games
due to lockout
' -Season shortened to 56 games
due to COVID-19 pandemic

FEWEST SHOTS OPPONENT
- GAME

11 - 12/30/93 in 3-0 win at Ottawa
11 - 10/5/06 in 3-2 SO win at Atlanta
11 - 12/31/14 in 5-1 win at Buffalo
13 - 1/23/04 in 3-1 win at Pittsburgh
13 - 12/30/06 in 3-1 win vs. Montreal
13 - 12/4/14 in 5-0 win vs. Buffalo

AT HOME

13 - 12/30/06 in 3-1 win vs. Montreal
13 - 12/4/14 in 5-0 win vs. Buffalo
14 - 3x, Last: 3/26/13 in 2-1 win vs.
Buffalo

ON ROAD

11 - 12/30/93 in 3-0 win at Ottawa
11 - 10/5/06 in 3-2 SO win at Atlanta
11 - 12/31/14 in 5-1 win at Buffalo
13 - 1/23/04 in 3-1 win at Pittsburgh

FEWEST SHOTS OPPONENT -
PERIOD

0 - 2/15/94 in 1-2 loss at NYI (3rd)
0 - 12/2/00 in 3-0 win vs. DET (1st)
1 - 12 times, last: 2/21/23 in 6-1 win
vs. ANA (2nd)

AT HOME

0 - 12/2/00 in 3-0 win vs. DET (1st
period)
1 - 6 times, last - 2/21/23 in 6-1 win
vs. ANA (2nd)

ON ROAD

0 - 2/15/94 in 1-2 loss @ NYI (3rd
period)
1 - 5 times, last - 3/23/21 in 2-1 win
@ DAL (2nd)

FEWEST SHOTS BOTH TEAMS

- GAME

33 - 2/20/95 in 1-3 loss vs. NYR (TBL
15, NYR 18)
34 - 3/17/99 in 0-2 loss vs. PIT (TBL
16, PIT 18)
35 - 3/8/01 in 1-0 win vs. CAR (TBL
15, CAR 20)

AT HOME

33 - 2/20/95 in 1-3 loss vs. NYR (TBL
15, NYR 18)
34 - 3/17/99 in 0-2 loss vs. PIT (TBL
16, PIT 18)
35 - 3/8/01 in 1-0 win vs. CAR (TBL
15, CAR 20)

ON ROAD

36 - 4x, Last: 12/31/14 in 5-1 win at
Buffalo (TB 25, BUF 11)
37 - 2/2/04 in 2-1 win at Philadelphia
(TB 18, PHI 19)
37 - 10/5/06 in 3-2 shootout win at
Atlanta (TB 26, ATL 11)

FEWEST SHOTS BOTH TEAMS
- PERIOD

5 - 11/5/15 in 4-1 win @ BUF (3rd
period, TBL 3, BUF 2)
6 - 11/24/95 in 2-1 win @ WSH (3rd
period, TBL 4, WAS 2)
6 - 3/6/07 in 1-5 loss @ VAN (1st
period, TBL 2, VAN 4)

AT HOME

7 - 3 times, last - 3/7/11 in 1-2
shootout loss vs. WSH (3rd period,
TBL 4, WSH 3)
8 - 8 times, last - 1/17/16 in 3-1 win
vs. FLA (1st period, TBL 5, FLA 3)

ON ROAD

5 - 11/5/15 in 4-1 win @ BUF (3rd
period, TBL 3, BUF 2)
6 - 11/24/95 in 2-1 win @ WSH (3rd
period, TBL 4, WSH 2)
6 - 3/6/07 in 1-5 loss @ VAN (1st
period, TBL 2, VAN 4)



21

BRAYDEN
POINT

PLAYOFF HISTORY

**BE THE
THUNDER**

ALL-TIME PLAYOFF SCORING

ALL-TIME PLAYOFF SERIES: 37 (1995-96, 2002-03, 2003-04, 2005-06, 2006-07, 2010-11, 2013-14, 2015-16, 2017-18, 2018-19, 2019-20, 2020-21, 2021-22, 2022-23)

ALL-TIME PLAYOFF RECORD: 123-91 (.575)

ALL-TIME PLAYOFF SCORING

PLAYER	GP	G	A	PTS	+/-	PIM	PP	SH	GW	OT	S
NIKITA KUCHEROV	142	53	107	160	38	112	19	0	8	2	433
VICTOR HEDMAN	160	22	88	110	25	94	10	0	5	1	400
STEVEN STAMKOS	123	45	50	95	-6	76	17	0	5	0	306
ONDREJ PALAT	138	48	46	94	35	60	10	1	12	1	289
BRAYDEN POINT	82	40	42	82	-1	39	16	0	8	3	203
ALEX KILLORN	140	37	40	77	1	121	11	1	5	0	278
MARTIN ST. LOUIS	63	33	35	68	7	28	10	3	8	3	165
TYLER JOHNSON	116	32	33	65	7	53	3	1	9	2	232
VINCENT LECavalIER	63	24	28	52	6	80	8	0	5	2	211
BRAD RICHARDS	45	18	29	47	-7	28	9	0	7	1	170
ANTHONY CIRELLI	98	17	23	40	5	38	0	1	2	1	166
MIKHAIL SERGACHEV	98	9	24	33	4	90	2	0	0	0	152
YANNI GOURDE	69	16	13	29	13	40	4	1	5	0	131
BLAKE COLEMAN	48	8	16	24	11	53	0	1	1	0	110
RYAN MCDONAGH	82	2	21	23	14	46	0	0	1	0	113
VALTTERI FILPPULA	47	5	17	22	-5	4	2	0	1	0	63
DAN BOYLE	45	3	19	22	6	30	1	0	0	0	71
FREDDY MODIN	39	10	11	21	3	34	3	0	2	0	88
DAVE ANDREYCHUK	34	4	16	20	-3	24	1	0	1	0	55
ROSS COLTON	52	10	9	19	2	29	2	0	3	0	79
ERIK CERNAK	74	2	17	19	13	42	0	0	1	0	98
TEDDY PURCELL	22	7	11	18	2	2	2	0	1	0	55
PAT MAROON	77	7	10	17	9	117	0	0	2	0	80
COREY PERRY	29	8	8	16	-1	33	5	0	0	0	55
RUSLAN FEDOTENKO	42	12	3	15	-11	40	5	0	3	0	72
RYAN CALLAHAN	62	6	9	15	-1	51	2	0	1	0	109
ANTON STRALMAN	49	3	12	15	-4	18	0	0	0	0	80
JONATHAN DROUIN	23	5	9	14	-7	16	1	0	1	0	41
JASON GARRISON	40	3	11	14	2	20	1	0	2	1	69
STEVE DOWNIE	17	2	12	14	7	40	0	0	1	0	27
VINNY PROSPAL	22	5	8	13	0	12	2	0	1	0	48
KEVIN SHATTENKIRK	25	3	10	13	8	6	1	0	2	1	43
SIMON GAGNE	15	5	7	12	6	4	0	0	1	0	21
CEDRIC PAQUETTE	91	5	7	12	-13	121	0	1	1	0	73
BARCLAY GOODROW	43	3	9	12	9	42	0	0	1	0	61
SEAN BERGENHEIM	16	9	2	11	2	8	0	0	1	0	46
DOMINIC MOORE	18	3	8	11	-3	18	1	0	0	0	26
BRANDON HAGEL	29	3	8	11	0	25	0	0	1	0	56
JAN RUTTA	49	3	8	11	10	37	0	0	1	0	42
NICHOLAS PAUL	29	6	4	10	-1	8	0	0	3	0	52

GOALTENDERS

PLAYER	GP	W	L	SO	GA	GAA	SV%
ANDREI VASILEVSKIY	110	65	42	7	264	2.37	.921
BEN BISHOP	36	21	13	5	71	2.09	.927
NIKOLAI KHABIBULIN	33	21	12	5	66	1.94	.926
DWAYNE ROLOSON	17	10	6	1	41	2.51	.924
JOHAN HOLMQVIST	6	2	4	0	18	2.92	.893
MIKE SMITH	3	1	1	0	2	1.00	.958
JOHN GRAHAME	6	1	4	0	19	3.42	.883
JEFF REESE	5	1	1	0	12	3.64	.880
DAREN PUPPA	4	1	3	0	14	4.85	.837



PLAYOFF FIRSTS

GAME	April 16, 1996 at Philadelphia (Eastern Conference Quarterfinals)	HOME PENALTY SHOT FACED	Chris Conner at 9:10 of 2nd Period, April 25, 2011 vs. Pittsburgh (unsuccessful vs. Roloson)
HOME VICTORY	April 21, 1996 vs. Philadelphia, 5-4 in Overtime	ROAD PENALTY SHOT FACED	Dainius Zubrus at 11:34 of 1st Period, April 15, 2003 at Washington (unsuccessful vs. Khabibulin)
ROAD VICTORY	April 18, 1996 at Philadelphia, 2-1 in Overtime	HOME PENALTY	Shawn Burr at 4:30 of 1st Period, April 21st, 1996 vs. Philadelphia (Interference)
HOME LOSS	April 23, 1996 vs. Philadelphia, 4-1	ROAD PENALTY	Bill Houlder, at 5:52 of 1st Period, April 16, 1996 at Philadelphia (Obstruction Interference)
ROAD LOSS	April 16, 1996 at Philadelphia, 7-3	HOME POWER-PLAY ATTEMPT	1:42 of 1st Period (Roughing on Eric Lindros), April 21, 1996 vs. Philadelphia
LINEUP	April 16, 1996 at Philadelphia, Game One (Starters in Bold)	ROAD POWER-PLAY ATTEMPT	8:52 of 1st Period (Cross-Checking on Shjon Podein), April 16, 1996 at Philadelphia
GOALIES:	Daren Puppa and Jeff Reese	HOME MULTI-GOAL GAME	Rob Zamuner, (2G), April 21, 1996 vs. Philadelphia
DEFENSEMEN:	Cory Cross, Roman Hamrlik, Bill Houlder, Michel Petit, Rudy Poeschek, David Shaw	ROAD MULTI-GOAL GAME	Vincent Lecavalier, (2G), April 15, 2003 at Washington
FORWARDS:	Mikael Andersson, Brian Bellows, Brian Bradley, Shawn Burr, John Cullen, Aaron Gavey, Chris Gratton, Alex Selivanov, John Tucker, Jason Wiemer, Paul Ysebaert, Rob Zamuner	HOME MULTI-ASSIST GAME	Brian Bradley, (2A), April 21, 1996 vs. Philadelphia
HOME GOAL	Petr Klima, at 2:52 of 1st Period, April 21, 1996 vs. Philadelphia	ROAD MULTI-ASSIST GAME	Martin St. Louis, (2A), April 15, 2003 at Washington
HOME ASSISTS	John Cullen and Chris Gratton, 2:52 of 1st Period, April 21, 1996 vs. Philadelphia	HOME MULTI-POINT GAME	Rob Zamuner, (2G), April 21, 1996 vs. Philadelphia
ROAD GOAL	Jason Wiemer, at 15:08 of 2nd Period, April 16, 1996 at Philadelphia	ROAD MULTI-POINT GAME	John Cullen, (1G, 1A), April 16, 1996 at Philadelphia
ROAD ASSISTS	David Shaw and Brian Bradley, 15:08 of 2nd Period, April 16, 1996 at Philadelphia	HOME GOAL ALLOWED	Jeff Reese, by Joel Otto at 10:30 of 1st Period, April 21, 1996 vs. Philadelphia
HOME POWER-PLAY GOAL	Petr Klima, at 2:52 of 1st Period, April 21, 1996 vs. Philadelphia	ROAD GOAL ALLOWED	Daren Puppa, by Dale Hawerchuk at 0:55 of 1st Period, April 16, 1996 at Philadelphia
ROAD POWER-PLAY GOAL	Jason Wiemer, at 15:08 of 2nd Period, April 16, 1996 at Philadelphia	HOME GOALTENDER WIN	Jeff Reese, 5-4 in Overtime, April 21, 1996 vs. Philadelphia
HOME SHORTHANDED GOAL	Rob Zamuner, at 2:56 of 2nd Period, April 21, 1996 vs. Philadelphia	ROAD GOALTENDER WIN	Daren Puppa, 2-1 in Overtime, April 18, 1996 at Philadelphia
ROAD SHORTHANDED GOAL	John Cullen, at 17:59 of 3rd Period, April 25, 1996 at Philadelphia	HOME GOALTENDER LOSS	Jeff Reese, 4-1 April 23rd, 1996 vs. Philadelphia
HOME GAME-WINNING GOAL	Alexander Selivanov, at 2:04 of 1st OT, April 21, 1996 vs. Philadelphia	ROAD GOALTENDER LOSS	Daren Puppa, 7-3 April 16, 1996 at Philadelphia
ROAD GAME-WINNING GOAL	Brian Bellows, at 9:05 of Overtime, April 18, 1996 at Philadelphia		
HOME OVERTIME GOAL	Alexander Selivanov, at 2:04 of 1st OT, April 21, 1996 vs. Philadelphia		
ROAD OVERTIME GOAL	Brian Bellows, at 9:05 of Overtime, April 18, 1996 at Philadelphia		
HOME EMPTY NET GOAL	Tim Taylor, at 19:45 of the 3rd period, May 18, 2004 vs. Philadelphia		
ROAD EMPTY NET GOAL	Martin St. Louis, at 19:50 of the 3rd period, April 12, 2004 at New York Islanders		
HOME PENALTY SHOT	Have yet to attempt one		
ROAD PENALTY SHOT	Have yet to attempt one		

PLAYOFF RESULTS

1996 PLAYOFF RESULTS

EASTERN CONFERENCE QUARTER-FINAL

GM	DATE	OPPONENT	RESULT	SERIES	GWG	ATTENDANCE
1	4/16	at Philadelphia	L, 3-7	0-1	LeClair	17,380
2	4/18	at Philadelphia	W, 2-1 OT	1-1	Bellows	17,380
3	4/21	Philadelphia	W, 5-4 OT	2-1	Selivanov	25,945
4	4/23	Philadelphia	L, 1-4	2-2	Otto	28,183
5	4/25	at Philadelphia	L, 1-4	2-3	Podein	17,380
6	4/27	Philadelphia	L, 1-6	2-4	Antoski	27,189

2003 PLAYOFF RESULTS

EASTERN CONFERENCE QUARTER-FINAL

GM	DATE	OPPONENT	RESULT	SERIES	GWG	ATTENDANCE
1	4/10	Washington	L, 0-3	0-1	Lang	20,214
2	4/12	Washington	L, 3-6	0-2	Nylander	20,053
3	4/15	at Washington	W, 4-3 OT	1-2	Lecavalier	17,279
4	4/16	at Washington	W, 3-1	2-2	St. Louis	15,576
5	4/18	Washington	W, 2-1	3-2	St. Louis	21,324
6	4/20	at Washington	W, 2-1 3OT	4-2	St. Louis	15,269

EASTERN CONFERENCE SEMIFINAL

GM	DATE	OPPONENT	RESULT	SERIES	GWG	ATTENDANCE
1	4/24	at New Jersey	L, 0-3	0-1	Langenbrunner	15,568
2	4/26	at New Jersey	L, 2-3 OT	0-2	Langenbrunner	17,732
3	4/28	New Jersey	W, 4-3	1-2	Andreychuk	19,854
4	4/30	New Jersey	L, 1-3	1-3	Elias	21,222
5	5/2	at New Jersey	L, 1-2 3OT	1-4	Marshall	18,612

2004 PLAYOFF RESULTS

EASTERN CONFERENCE QUARTER-FINAL

GM	DATE	OPPONENT	RESULT	SERIES	GWG	ATTENDANCE
1	4/8	New York Islanders	W, 3-0	1-0	Roy	18,536
2	4/10	New York	L, 0-3	1-1	Niinimaa	19,982
3	4/12	at New York	W, 3-0	2-1	Richards	16,234
4	4/14	at New York	W, 3-0	3-1	St. Louis	16,234
5	4/16	New York	W, 3-2 OT	4-1	St. Louis	20,927

EASTERN CONFERENCE SEMIFINAL

GM	DATE	OPPONENT	RESULT	SERIES	GWG	ATTENDANCE
1	4/23	Montreal	W, 4-0	1-0	Fedotenko	18,904
2	4/25	Montreal	W, 3-1	2-0	Modin	19,435
3	4/27	at Montreal	W, 4-3 OT	3-0	Richards	21,273
4	4/29	at Montreal	W, 3-1	4-0	Richards	21,273

EASTERN CONFERENCE FINAL

GM	DATE	OPPONENT	RESULT	SERIES	GWG	ATTENDANCE
1	5/8	Philadelphia	W, 3-1	1-0	Richards	21,425
2	5/10	Philadelphia	L, 2-6	1-1	Kapanen	21,314
3	5/13	at Philadelphia	W, 4-1	2-1	Fedotenko	19,897
4	5/15	at Philadelphia	L, 2-3	2-2	Primeau	19,872
5	5/18	Philadelphia	W, 4-2	3-2	Richards	21,517
6	5/20	at Philadelphia	L, 4-5 OT	3-3	Gagne	19,910
7	5/22	Philadelphia	W, 2-1	4-3	Modin	22,117

STANLEY CUP FINAL

GM	DATE	OPPONENT	RESULT	SERIES	GWG	ATTENDANCE
1	5/25	Calgary	L, 1-4	0-1	Iginla	21,674
2	5/27	Calgary	W, 4-1	1-1	Richards	22,222
3	5/29	at Calgary	L, 0-3	1-2	Simon	19,221
4	5/31	at Calgary	W, 1-0	2-2	Richards	19,221
5	6/3	Calgary	L, 2-3 OT	2-3	Saprykin	22,426
6	6/5	at Calgary	W, 3-2 2OT	3-3	St. Louis	19,221
7	6/7	Calgary	W, 2-1	4-3	Fedotenko	22,717

2006 PLAYOFF RESULTS

EASTERN CONFERENCE QUARTER-FINAL

GM	DATE	OPPONENT	RESULT	SERIES	GWG	ATTENDANCE
1	4/21	at Ottawa	L, 1-4	0-1	Spezza	19,660
2	4/23	at Ottawa	W, 4-3	1-1	St. Louis	19,745
3	4/25	Ottawa	L, 4-8	1-2	Vermette	20,815
4	4/27	Ottawa	L, 2-5	1-3	Heatley	20,682
5	4/29	at Ottawa	L, 2-3	1-4	Havlat	20,004

2007 PLAYOFF RESULTS

EASTERN CONFERENCE QUARTER-FINAL

GM	DATE	OPPONENT	RESULT	SERIES	GWG	ATTENDANCE
1	4/12	at New Jersey	L, 3-5	0-1	Parise	14,495
2	4/14	at New Jersey	W, 3-2	1-1	Lecavalier	18,231
3	4/16	vs. New Jersey	W, 3-2	2-1	Prospal	20,219
4	4/18	vs. New Jersey	L, 3-4 OT	2-2	Gomez	20,940
5	4/20	at New Jersey	L, 0-3	2-3	Greene	18,096
6	4/22	vs. New Jersey	L, 2-3	2-4	Gionta	20,019

2011 PLAYOFF RESULTS

EASTERN CONFERENCE QUARTER-FINAL

GM	DATE	OPPONENT	RESULT	SERIES	GWG	ATTENDANCE
1	4/13	at Pittsburgh	L, 0-3	0-1	Kovalev	18,390
2	4/15	at Pittsburgh	W, 5-1	1-1	Lecavalier	18,507
3	4/18	vs. Pittsburgh	L, 2-3	1-2	Kennedy	20,545
4	4/20	vs. Pittsburgh	L, 2-3 2OT	1-3	Neal	20,326
5	4/23	at Pittsburgh	W, 8-2	2-3	Lecavalier	18,535
6	4/25	vs. Pittsburgh	W, 4-2	3-3	Downie	20,309
7	4/27	at Pittsburgh	W, 1-0	4-3	Bergenheim	18,507

EASTERN CONFERENCE SEMIFINAL

GM	DATE	OPPONENT	RESULT	SERIES	GWG	ATTENDANCE
1	4/29	at Washington	W, 4-2	1-0	Stamkos	18,398
2	5/1	at Washington	W, 3-2 OT	2-0	Lecavalier	18,398
3	5/3	vs. Washington	W, 4-3	3-0	Malone	20,613
4	5/4	vs. Washington	W, 5-3	4-0	Bergeron	20,835

EASTERN CONFERENCE FINAL

GM	DATE	OPPONENT	RESULT	SERIES	GWG	ATTENDANCE
1	5/14	at Boston	W, 5-2	1-0	Purcell	17,565
2	5/17	at Boston	L, 5-6	1-1	Ryder	17,565
3	5/19	vs. Boston	L, 0-2	1-2	Krejci	21,027
4	5/21	vs. Boston	W, 5-3	2-2	Gagne	21,216
5	5/23	at Boston	L, 1-3	2-3	Marchand	17,565
6	5/25	vs. Boston	W, 5-4	3-3	St. Louis	21,426
7	5/27	at Boston	L, 0-1	3-4	Horton	17,565

2014 PLAYOFF RESULTS

EASTERN CONFERENCE QUARTER-FINAL

GM	DATE	OPPONENT	RESULT	SERIES	GWG	ATTENDANCE
1	4/16	Montreal	L, 4-5 OT	0-1	Weise	19,204
2	4/18	Montreal	L, 1-4	0-2	Bourque	19,204
3	4/20	at Montreal	L, 2-3	0-3	Plekanec	21,273
4	4/22	at Montreal	L, 3-5	0-4	Pacioretty	21,273

2015 PLAYOFF RESULTS

EASTERN CONFERENCE QUARTER-FINAL

GM	DATE	OPPONENT	RESULT	SERIES	GWG	ATTENDANCE
1	4/16	vs. Detroit	L, 2-3	0-1	Luke Glendening	19,204
2	4/18	vs. Detroit	W, 5-1	1-1	Alex Killorn	19,204
3	4/21	at Detroit	L, 0-3	1-2	Pavel Datsyuk	20,027
4	4/23	at Detroit	W, 3-2 OT	2-2	Tyler Johnson	20,027
5	4/25	vs. Detroit	L, 0-4	2-3	Riley Sheahan	19,204
6	4/27	at Detroit	W, 5-2	3-3	Tyler Johnson	20,027
7	4/29	vs. Detroit	W, 2-0	4-3	Braydon Coburn	19,204

EASTERN CONFERENCE SEMIFINAL

GM	DATE	OPPONENT	RESULT	SERIES	GWG	ATTENDANCE
1	5/1	at Montreal	W, 2-1 2OT	1-0	Nikita Kucherov	21,287
2	5/3	at Montreal	W, 6-2	2-0	Nikita Kucherov	21,287
3	5/6	vs. Montreal	W, 2-1	3-0	Tyler Johnson	19,204
4	5/7	vs. Montreal	L, 2-6	3-1	David Desharnais	19,204
5	5/9	at Montreal	L, 1-2	3-2	P.A. Parenteau	21,287
6	5/12	vs. Montreal	W, 4-1	4-2	Steven Stamkos	19,204

EASTERN CONFERENCE FINAL

GM	DATE	OPPONENT	RESULT	SERIES	GWG	ATTENDANCE
1	5/16	at NY Rangers	L, 1-2	0-1	Dominic Moore	18,006
2	5/18	at NY Rangers	W, 6-2	1-1	Tyler Johnson	18,006
3	5/20	vs. NY Rangers	W, 6-5 OT	2-1	Nikita Kucherov	19,204
4	5/22	vs. NY Rangers	L, 1-5	2-2	Chris Kreider	19,204
5	5/24	at NY Rangers	W, 2-0	3-2	Valtteri Filppula	18,006
6	5/26	vs. NY Rangers	L, 3-7	3-3	James Sheppard	19,204
7	5/29	at NY Rangers	W, 2-0	4-3	Alex Killorn	18,006

STANLEY CUP FINAL

GM	DATE	OPPONENT	RESULT	SERIES	GWG	ATTENDANCE
1	6/3	vs. Chicago	L, 1-2	0-1	Antoine Vermette	19,204
2	6/6	vs. Chicago	W, 4-3	1-1	Jason Garrison	19,204
3	6/8	at Chicago	W, 3-2	2-1	Cedric Paquette	22,336
4	6/10	at Chicago	L, 1-2	2-2	Brandon Saad	22,354
5	6/13	vs. Chicago	L, 1-2	2-3	Antoine Vermette	19,204
6	6/15	at Chicago	L, 0-2	2-4	Duncan Keith	22,424

2016 PLAYOFF RESULTS

EASTERN CONFERENCE QUARTER-FINAL

GM	DATE	OPPONENT	RESULT	SERIES	GWG	ATTENDANCE
1	4/13	vs. Detroit	W, 3-2	1-0	A. Killorn	19,092
2	4/15	vs. Detroit	W, 5-2	2-0	T. Johnson	19,092
3	4/17	at Detroit	L, 0-2	2-1	A. Athanasiou	20,027
4	4/19	at Detroit	W, 3-2	3-1	O. Palat	20,027
5	4/21	vs. Detroit	W, 1-0	4-1	A. Killorn	19,092

EASTERN CONFERENCE SEMIFINAL

GM	DATE	OPPONENT	RESULT	SERIES	GWG	ATTENDANCE
1	4/27	vs NY Islanders	L, 5-3	0-1	J. Tavares	19,092
2	4/30	vs NY Islanders	W, 4-1	1-1	J. Drouin	19,092
3	5/3	at NY Islanders	W, 2-1	2-1	B. Boyle	15,795
4	5/6	at NY Islanders	W, 3-1	3-1	J. Garrison	15,795
5	5/8	vs NY Islanders	W, 4-1	4-1	V. Hedman	19,092

EASTERN CONFERENCE FINAL

GM	DATE	OPPONENT	RESULT	SERIES	GWG	ATTENDANCE
1	5/13	at Pittsburgh	W, 3-1	1-0	O. Palat	18,554
2	5/16	at Pittsburgh	L, 2-3 OT	1-1	S. Crosby	18,534
3	5/28	vs. Pittsburgh	L, 2-4	1-2	S. Crosby	19,092
4	5/20	vs. Pittsburgh	W, 4-3	2-2	T. Johnson	19,092
5	5/22	at Pittsburgh	W, 4-3	3-2	T. Johnson	18,648
6	5/24	vs. Pittsburgh	L, 5-2	3-3	S. Crosby	19,092
7	5/26	at Pittsburgh	L, 2-1	3-4	B. Rust	18,638

2018 PLAYOFF RESULTS

EASTERN CONFERENCE FIRST ROUND

GM	DATE	OPPONENT	RESULT	SERIES	GWG	ATTENDANCE
1	4/12	vs. New Jersey	W 5-2	1-0	Y. Gourde	19,092
2	4/14	vs. New Jersey	W 5-3	2-0	N. Kucherov	19,092
3	4/16	at New Jersey	L 5-2	2-1	S. Noesen	16,514
4	4/18	at New Jersey	W 3-1	3-1	N. Kucherov	16,514
5	4/21	vs. New Jersey	W 3-1	4-1	N. Kucherov	19,092

EASTERN CONFERENCE SECOND ROUND

GM	DATE	OPPONENT	RESULT	SERIES	GWG	ATTENDANCE
1	4/28	vs. Boston	L 6-2	0-1	R. Nash	19,092
2	4/30	vs. Boston	W 4-2	1-1	O. Palat	19,092
3	5/2	at Boston	W 4-1	2-1	O. Palat	17,565
4	5/4	at Boston	W 4-3 OT	3-1	D. Girardi	17,565
5	5/6	vs. Boston	W 3-1	4-1	J.T. Miller	19,092

EASTERN CONFERENCE FINAL

GM	DATE	OPPONENT	RESULT	SERIES	GWG	ATTENDANCE
1	5/11	vs. Washington	L 4-2	0-1	J. Beagle	19,092
2	5/13	vs. Washington	L 6-2	0-2	L. Eller	19,092
3	5/15	at Washington	W 4-2	1-2	V. Hedman	18,506
4	5/17	at Washington	W 4-2	2-2	A. Killorn	18,506
5	5/19	vs. Washington	W 3-2	3-2	R. Callahan	19,092
6	5/21	at Washington	L 3-0	3-3	T.J. Oshie	18,506
7	5/23	vs. Washington	L 4-0	3-4	A. Ovechkin	19,092

2019 PLAYOFF RESULTS

EASTERN CONFERENCE FIRST ROUND

GM	DATE	OPPONENT	RESULT	SERIES	GWG	ATTENDANCE
1	4/10	vs. Columbus	L 4-3	0-1	S. Jones	19,092
2	4/12	vs. Columbus	L 5-1	0-2	Z. Werenski	19,092
3	4/14	at Columbus	L 3-1	0-3	O. Bjorkstrand	19,224
4	4/16	at Columbus	L 7-3	0-4	O. Bjorkstrand	19,328

2020 PLAYOFF RESULTS

STANLEY CUP QUALIFIERS ROUND ROBIN GAMES

GM	DATE	OPPONENT	RESULT	SERIES	GWG
1	8/3	Washington	W 3-2 SO	N/A	Kucherov
2	8/5	Boston	W 3-2	N/A	Johnson
3	8/8	Philadelphia	L 4-1	N/A	Aube-Kubel

EASTERN CONFERENCE QUARTER-FINAL

GM	DATE	OPPONENT	RESULT	SERIES	GWG
1	8/11	Columbus	W 3-2 5OT	1-0	Point
2	8/13	Columbus	L 3-1	1-1	Bjorkstrand
3	8/15	At Columbus	W 3-2	2-1	Hedman
4	8/17	At Columbus	W 2-1	3-1	Gourde
5	8/19	Columbus	W 5-4 OT	4-1	Point

EASTERN CONFERENCE SEMIFINAL

GM	DATE	OPPONENT	RESULT	SERIES	GWG
1	8/23	Boston	L 3-2	0-1	Marchand
2	8/25	Boston	W 4-3 OT	1-1	Palat
3	8/26	At Boston	W 7-1	2-1	Gourde
4	8/29	At Boston	W 3-1	3-1	Palat
5	8/31	Boston	W 3-2 2OT	4-1	Hedman

EASTERN CONFERENCE FINAL

GM	DATE	OPPONENT	RESULT	SERIES	GWG
1	9/7	NY Islanders	W 8-2	1-0	McDonagh
2	9/9	NY Islanders	W 2-1	2-0	Kucherov
3	9/11	At NY Islanders	L 5-3	2-1	Nelson
4	9/13	At NY Islanders	W 4-1	3-1	Palat
5	9/15	NY Islanders	L 2-1 2OT	3-2	Eberle
6	9/17	At NY Islanders	W 2-1 OT	4-2	Cirelli

STANLEY CUP FINAL

GM	DATE	OPPONENT	RESULT	SERIES	GWG
1	9/19	Dallas	L 4-1	1-0	Oleksiak
2	9/21	Dallas	W 3-2	1-1	Shattenkirk
3	9/23	At Dallas	W 5-2	2-1	Hedman
4	9/25	At Dallas	W 5-4 OT	3-1	Shattenkirk
5	9/26	Dallas	L 3-2 2OT	3-2	Perry
6	9/28	At Dallas	W 2-0	4-0	Point





2021 PLAYOFF RESULTS

FIRST ROUND

GM	DATE	OPPONENT	RESULT	SERIES	GWG	ATTENDANCE
1	5/16	at Florida	W, 5-4	1-0	Point	9,646
2	5/18	at Florida	W, 3-1	2-0	Palat	9,646
3	5/20	Florida	L, 6-5 OT	2-1	Lomberg	9,508
4	5/22	Florida	W, 6-2	3-1	Palat	9,762
5	5/24	at Florida	L, 1-4	3-2	Marchment	11,551
6	5/26	Florida	W, 4-0	4-2	Maroon	10,092

SECOND ROUND

GM	DATE	OPPONENT	RESULT	SERIES	GWG	ATTENDANCE
1	5/30	at Carolina	W, 2-1	1-0	Goodrow	16,299
2	6/1	at Carolina	W, 2-1	2-0	Cirelli	16,299
3	6/3	Carolina	L, 2-3 OT	2-1	Staal	13,544
4	6/5	Carolina	W, 6-4	3-1	Stamkos	13,773
5	6/7	at Carolina	W, 2-0	4-1	Point	16,299

STANLEY CUP SEMIFINAL

GM	DATE	OPPONENT	RESULT	SERIES	GWG	ATTENDANCE
1	6/13	NY Islanders	L, 1-2	0-1	Pulock	14,513
2	6/15	NY Islanders	W, 4-2	1-1	Rutta	14,771
3	6/17	at NY Islanders	W, 2-1	2-1	Point	12,978
4	6/19	at NY Islanders	L, 2-3	2-2	Martin	12,978
5	6/21	NY Islanders	W, 8-0	3-2	Stamkos	14,791
6	6/23	at NY Islanders	L, 2-3 OT	3-3	Beauvillier	12,978
7	6/25	NY Islanders	W, 1-0	4-3	Gourde	14,805

STANLEY CUP FINAL

GM	DATE	OPPONENT	RESULT	SERIES	GWG	ATTENDANCE
1	6/28	Montreal	W, 5-1	1-0	Gourde	15,911
2	6/30	Montreal	W, 3-1	2-0	Coleman	17,166
3	7/2	at Montreal	W, 6-3	3-0	Johnson	3,500
4	7/5	at Montreal	L, 2-3 OT	3-1	Anderson	3,500
5	7/7	Montreal	W, 1-0	4-1	Colton	18,110

2022 PLAYOFF RESULTS

FIRST ROUND

GM	DATE	OPPONENT	RESULT	SERIES	GWG	ATTENDANCE
1	5/2	at Toronto	L, 0-5	0-1	Muzzin	19,338
2	5/4	at Toronto	W, 5-3	1-1	Hagel	19,135
3	5/6	Toronto	L, 2-5	1-2	Kampf	19,092
4	5/8	Toronto	W, 7-3	2-2	Colton	19,092
5	5/10	at Toronto	L, 3-4	2-3	Matthews	19,434
6	5/12	Toronto	W, 4-3 OT	3-3	Point	19,092
7	5/14	at Toronto	W, 2-1	4-3	Paul	19,316

SECOND ROUND

GM	DATE	OPPONENT	RESULT	SERIES	GWG	ATTENDANCE
1	5/17	at Florida	W, 4-1	1-0	Bellemare	19,656
2	5/19	at Florida	W, 2-1	2-0	Colton	19,716
3	5/22	Florida	W, 5-1	3-0	Cernak	19,092
4	5/23	Florida	W, 2-0	4-0	Maroon	19,092

STANLEY CUP SEMIFINAL

GM	DATE	OPPONENT	RESULT	SERIES	GWG	ATTENDANCE
1	6/1	at NY Rangers	L, 2-6	0-1	Chytil	18,006
2	6/3	at NY Rangers	L, 2-3	0-2	Zibanejad	18,006
3	6/5	NY Rangers	W, 3-2	1-2	Palat	19,092
4	6/7	NY Rangers	W, 4-1	2-2	Kucherov	19,092
5	6/9	at NY Rangers	W, 3-1	3-2	Palat	18,006
6	6/11	NY Rangers	W, 2-1	4-2	Stamkos	19,092

STANLEY CUP FINAL

GM	DATE	OPPONENT	RESULT	SERIES	GWG	ATTENDANCE
1	6/15	at Colorado	L, 3-4 OT	0-1	Burakovsky	17,778
2	6/18	at Colorado	L, 0-7	0-2	Nichushkin	17,849
3	6/20	Colorado	W, 6-2	1-2	Paul	19,092
4	6/22	Colorado	L, 2-3 OT	1-3	Kadri	19,092
5	6/24	at Colorado	W, 3-2	2-3	Palat	18,015
6	6/26	Colorado	L, 1-2	2-4	Lehkonen	19,092

2023 PLAYOFF RESULTS

FIRST ROUND

GM	DATE	OPPONENT	RESULT	SERIES	GWG	ATTENDANCE
1	4/18	at Toronto	W, 7-3	1-0	Point	19,013
2	4/20	at Toronto	L, 2-7	1-1	Nylander	19,128
3	4/22	Toronto	L, 3-4 OT	1-2	Rielly	19,092
4	4/24	Toronto	L, 4-5 OT	1-3	Kerfoot	19,092
5	4/27	at Toronto	W, 4-2	2-3	Paul	19,663
6	4/29	Toronto	L, 1-2 OT	2-4	Tavares	19,092

TEAM PLAYOFF RECORDS

GAME

GOALS FOR, AT HOME

8 – Two times, Last: June 21, 2021 vs. NY Islanders (8-0)

GOALS FOR, ON ROAD

8 – April 23, 2011 (8-2) at Pittsburgh
GOALS AGAINST, AT HOME8 – April 25, 2006 (4-8) vs. Ottawa

GOALS AGAINST, ON ROAD

7 – Four times, Last: April 20, 2023 (2-7) at Toronto

GOALS BY BOTH TEAMS

12 – April 25, 2006 (OTT 8, TB 4) vs. Ottawa

POINTS FOR, AT HOME

24 – September 7, 2020 vs. NY Islanders (8G-16A)

POINTS FOR, ON ROAD

24 – April 23, 2011 at Pittsburgh (8G-16A)

POINTS AGAINST, AT HOME

22 – April 25, 2006 vs. Philadelphia (8G, 14A)

POINTS AGAINST, ON ROAD

19 – Three times, Last: April 20, 2023 at Toronto (7G-12A)

POWER-PLAY GOALS FOR, AT HOME

3 – Multiple times, Last: June 21, 2021 vs. NY Islanders

POWER-PLAY GOALS FOR, ON ROAD

4 – Three times, Last: April 18, 2023 at Toronto

POWER-PLAY GOALS BY BOTH TEAMS

6 – Two times, Last: April 18, 2023 at Toronto (TB 4, TOR 2)

POWER-PLAY GOALS AGAINST, AT HOME

3 – Two times, Last: April 25, 2006 vs. Ottawa

POWER-PLAY GOALS AGAINST, ON ROAD

3 – April 15, 1996 at Philadelphia

POWER-PLAY ATTEMPTS FOR, AT HOME

11 – April 25, 2006 vs. Ottawa (3-11)

POWER-PLAY ATTEMPTS FOR, ON ROAD

9 – Two times, Last: April 21, 2006 at Ottawa (1-9)

POWER-PLAY ATTEMPTS AGAINST, AT HOME

7 – Multiple times, Last: May 22, 2021 vs. Florida (2-7)

POWER-PLAY ATTEMPTS AGAINST, ON ROAD

13 – April 25, 1996 at Philadelphia (3-13)

SHORTHANDED GOALS FOR, AT HOME

1 – Multiple times, last: May 12, 2022 vs. Toronto (Anthony Cirelli at 10:46, 2nd)

SHORTHANDED GOALS FOR, ON ROAD

1 – Multiple times, Last: May 16, 2021 at Florida (Blake Coleman at 7:42, 1st)

SHORTHANDED GOALS AGAINST, AT HOME

1 – Multiple times, Last: April 10, 2019 vs. Columbus (Josh Anderson)

SHORTHANDED GOALS AGAINST, ON ROAD

1 – Multiple times, Last: June 18, 2022 at Colorado (Cale Makar)

SHOTS FOR, AT HOME

88 – August 11, 2020 vs. Columbus (5 OT)

SHOTS FOR, ON ROAD

48 – September 17, 2020 at NY Islanders

SHOTS AGAINST, AT HOME

63 – August 11, 2020 vs. Columbus (5 OT)

SHOTS AGAINST, ON ROAD

61 – April 20, 2003 at Washington (3 OT)

SHOTS BY BOTH TEAMS

151 – August 11, 2020 vs. Columbus (5 OT)

FEWEST

GOALS BY BOTH TEAMS

1 – Multiple times, Last: July 7, 2021 vs. Montreal (1-0)

POINTS BY BOTH TEAMS

3 – Multiple times, Last: July 7, 2021 vs. Montreal (1-0)

SHOTS FOR, AT HOME

15 – June 7, 2004 vs. Calgary

SHOTS FOR, ON ROAD

15 – Two times, Last: June 1, 2021 at Carolina

SHOTS AGAINST, AT HOME

14 – April 16, 2015 vs. Detroit

SHOTS AGAINST, ON ROAD

14 – April 20, 2007 at New Jersey

SHOTS BY BOTH TEAMS

32 -- June 7, 2004 vs. Calgary

PERIOD

MOST

GOALS FOR

5 – May 20, 2021 vs. Florida (2nd)

GOALS AGAINST

5 – Two times, last: May 26, 2015 vs. NY Rangers (3rd)

SHOTS FOR, AT HOME

22 – September 19, 2020 vs. Dallas (3rd)

SHOTS FOR, ON ROAD

22 – May 24, 2021 at Florida (1st)

SHOTS FOR IN OVERTIME

14 – Multiple times, Last: August 11, 2020 vs. Columbus (3rd OT and 4th OT)

SHOTS AGAINST, AT HOME

24 – August 19, 2020 vs. Columbus (2nd)

SHOTS AGAINST, ON ROAD

20 – April 16, 2018 at New Jersey (3rd)

SHOTS AGAINST IN OVERTIME

14 – April 20, 2003 at Washington (2nd OT)

FEWEST

SHOTS FOR, AT HOME

2 – May 11, 2018 vs. Washington (1st)

SHOTS FOR, ON ROAD

3 – Multiple times, Last: June 9, 2022 at NY Rangers (1st)

SHOTS AGAINST, AT HOME

2 – September 19, 2020 vs. Dallas (3rd)

SHOTS AGAINST, ON ROAD

2 – Multiple times, Last: April 20, 2007 at New Jersey (3rd)

SHOTS FOR IN OVERTIME

0 – June 23, 2021 at NY Islanders (1st OT)

SHOTS AGAINST IN OVERTIME

0 – Multiple times, Last: June 5, 2004 at Calgary (2nd OT)

MISCELLANEOUS

LARGEST MARGIN OF VICTORY, AT HOME

8 – June 21, 2021 vs. NY Islanders (8-0)

LARGEST MARGIN OF VICTORY, ON ROAD

6 – Two times, Last: August 26, 2020 at Boston (7-1)

LARGEST MARGIN OF DEFEAT, AT HOME

5 – April 27, 1996 vs. Philadelphia (1-6)

LARGEST MARGIN OF DEFEAT, ON ROAD

7 – June 18, 2022 at Colorado (0-7)

FASTEST

GOAL FROM START OF GAME, FOR

0:13 – Adam Hall, May 17, 2011 at Boston

GOAL FROM START OF GAME, AGAINST

0:11 – Rene Bourque, April 20, 2014 at Montreal

GOAL FROM START OF 2ND PERIOD, FOR

0:16 – Barclay Goodrow, August 17, 2020 at Columbus

GOAL FROM START OF 2ND PERIOD, AGAINST

0:39 – Pat Falloon, April 21, 1996 vs. Philadelphia

GOAL FROM START OF 3RD PERIOD, FOR

0:20 – Paul Ranger, April 25, 2006 vs. Ottawa

GOAL FROM START OF 3RD PERIOD, AGAINST

0:30 – Artemi Panarin, June 1, 2022 at NY Rangers

GOAL FROM START OF OVERTIME, FOR

1:05 – Brad Richards, April 27, 2004 at Montreal

GOAL FROM START OF OVERTIME, AGAINST

1:08 – Anthony Beauvillier, June 23, 2021 at NY Islanders

2 GOALS, FOR

0:12 – September 13, 2020 at NY Islanders (Coleman at 11:42 and Palat at 11:54 of 2nd period)

2 GOALS, AGAINST

0:18 – April 13, 2011 at Pittsburgh (Kovalev at 6:05 and Asham at 6:23 of 3rd period)

3 GOALS, FOR

1:25 – May 14, 2011 at Boston

(Bergenheim at 11:15, Clark at 11:34 and Purcell at 12:40 of 1st period)

3 GOALS, AGAINST

4:12 – May 26, 2015 vs. NY Rangers (Miller at 3:02, Sheppard at 6:00 and Brassard at 7:14 of 3rd period)

INDIVIDUAL
PLAYOFF RECORDS

GAMES PLAYED

MOST GAMES, SEASON

26 – Accomplished by multiple players

GOALS

MOST GOALS, PERIOD

2 – Multiple players, Last: Brayden Point, April 18, 2023 (2nd Period)

MOST GOALS, GAME

3 – Tyler Johnson, May 18, 2015 vs. NY Rangers

MOST GOALS, SERIES

6 – Multiple players, Last: Brayden Point (2021 Stanley Cup Semifinal vs. NY Islanders)

MOST GOALS, SEASON

14 – Brayden Point (2019 and 2020)

MOST GOALS, CENTER, SERIES

6 – Brayden Point (2021 Stanley Cup Semifinal vs. NY Islanders)

MOST GOALS, CENTER, SEASON

14 – Brayden Point (2019 and 2020)

MOST GOALS, LEFT WING, SERIES

6 – Ruslan Fedotenko (2004 ECF vs. Philadelphia)

MOST GOALS, LEFT WING, SEASON

12 – Ruslan Fedotenko (2004)

MOST GOALS, RIGHT WING, SERIES

6 – Nikita Kucherov (2015 ECSF vs. Montreal)

MOST GOALS, RIGHT WING, SEASON

11 – Nikita Kucherov (2016)

MOST GOALS, DEFENSEMAN, SERIES

4 – Victor Hedman (2020 ECSF vs. Boston and 2020 ECF vs. NY Islanders)

MOST GOALS, DEFENSEMAN, SEASON

10 – Victor Hedman (2020)

MOST POWER-PLAY GOALS, SERIES

4 – Ruslan Fedotenko (2004 ECF vs. Philadelphia)

MOST POWER-PLAY GOALS, SEASON

7 – Two players, Last: Brayden Point (2021)

MOST SHORTHANDED GOALS, SERIES

1 – Multiple players, Last: Yanni Gourde (2021 Stanley Cup Semifinal)

MOST SHORTHANDED GOALS, SEASON

2 – Martin St. Louis (2003)

MOST GAME-WINNING GOALS, SERIES

3 – Two players, Last: Nikita Kucherov (2018 ECQF vs. New Jersey)

MOST GAME-WINNING GOALS, SEASON
7 – Brad Richards (2004)
MOST OVERTIME GOALS, SERIES
2 – Brayden Point (2020 1st Rd. vs. Columbus)
MOST OVERTIME GOALS, SEASON
2 – Multiple players, Last: Brayden Point (2020)

ASSISTS

MOST ASSISTS, PERIOD
3 – Victor Hedman, May 20, 2021 vs. Florida (2nd)
MOST ASSISTS, GAME
4 – Nikita Kucherov (September 7, 2020 vs. NY Islanders)
MOST ASSISTS, SERIES
9 – Nikita Kucherov (2021 Stanley Cup Semifinal vs. NY Islanders)
MOST ASSISTS, SEASON
27 – Nikita Kucherov (2020)
MOST ASSISTS, CENTER, SERIES
7 – Brayden Point (2020 2nd Rd. vs. Boston)
MOST ASSISTS, CENTER, SEASON
19 – Brayden Point (2020)
MOST ASSISTS, LEFT WING, SERIES
5 – Multiple players, Last: Simon Gagne (2011 ECQF vs. Pittsburgh)
MOST ASSISTS, LEFT WING, SEASON
13 – Dave Andreychuk (2004)
MOST ASSISTS, RIGHT WING, SERIES
9 – Nikita Kucherov (2021 Stanley Cup Semifinal vs. NY Islanders)
MOST ASSISTS, RIGHT WING, SEASON
27 – Nikita Kucherov (2020)
MOST ASSISTS, DEFENSEMAN, SERIES
8 – Victor Hedman (2021 1st Rd. vs. Florida)
MOST ASSISTS, DEFENSEMAN, SEASON
16 – Victor Hedman (2021 and 2022)

POINTS

MOST POINTS, PERIOD
3 – Multiple players, Last: Nikita Kucherov, June 28, 2021 vs. Carolina (3rd)
MOST POINTS, GAME
5 – Brayden Point (2g-3a) and Nikita Kucherov (1g-4a), September 7, 2020 vs. NY Islanders
MOST POINTS, SERIES
11 – Nikita Kucherov, 2021 1st Rd. vs. Florida (3g-8a)
MOST POINTS, SEASON
34 – Nikita Kucherov (2020, 7g-27a)
MOST POINTS, CENTER, SERIES
9 – Brad Richards, 2004 SCF vs. Calgary (4g-5a)
MOST POINTS, CENTER, SEASON
33 – Brayden Point (2020, 14g-19a)
MOST POINTS, LEFT WING, SERIES
8 – Two players, Last: Alex Killorn, 2021 1st Rd. vs. Florida (4g-4a)

MOST POINTS, LEFT WING, SEASON
21 – Ondrej Palat (2022, 11g-10a)
MOST POINTS, RIGHT WING, SERIES
11 – Nikita Kucherov, 2021 1st Rd. vs. Florida (3g-8a)
MOST POINTS, RIGHT WING, SEASON
34 – Nikita Kucherov (2020, 7g-27a)
MOST POINTS, DEFENSEMAN, SERIES
8 – Victor Hedman, 2021 1st Rd. vs. Florida (0g-8a)
MOST POINTS, DEFENSEMAN, SEASON
22 – Victor Hedman (2020, 10g-12a)

SHOTS

MOST SHOTS, GAME
10 – Ondrej Palat, August 31, 2020 vs. Boston
MOST SHOTS, SERIES
30 – Vincent Lecavalier
MOST SHOTS, SEASON
92 – Nikita Kucherov (2020)

PENALTIES

MOST PENALTY MINUTES, PERIOD
24 – Chris Dingman, May 27, 2004 vs. Calgary (3rd)
MOST PENALTY MINUTES, GAME
24 – Chris Dingman, May 27, 2004 vs. Calgary
MOST PENALTY MINUTES, SERIES
34 – Pavel Kubina, 2004 ECF vs. Philadelphia
MOST PENALTY MINUTES, SEASON
63 – Chris Dingman (2004)

PLUS/MINUS

HIGHEST PLUS/MINUS RATING, GAME
+4 – Multiple players, Last: Nikita Kucherov, Steven Stamkos and Ryan McDonagh, May 22, 2022 vs. Florida
HIGHEST PLUS/MINUS RATING, SERIES
+9 – Nikita Kucherov, 2020 ECF vs. NY Islanders
HIGHEST PLUS/MINUS RATING, SEASON
+18 – Ryan McDonagh (2021)

GOALTENDERS

MOST GAMES, SERIES
7 – Multiple players, Last: Andrei Vasilevskiy (2022 1st Rd. vs. Toronto)
MOST GAMES, SEASON
25 – Two times, Last: Andrei Vasilevskiy (2020)
MOST MINUTES PLAYED, SERIES
455 – Nikolai Khabibulin vs. Calgary (2004 SCF)
MOST MINUTES PLAYED, SEASON
1,708 – Andrei Vasilevskiy (2020)

MOST CONSECUTIVE STARTS, SERIES
7 – Multiple players, Last: Andrei Vasilevskiy (2022 1st Rd. vs. Toronto)
MOST CONSECUTIVE STARTS, SEASON
25 – Andrei Vasilevskiy (2020)
MOST WINS, SERIES
4 – Multiple players, Last: Andrei Vasilevskiy (2022 ECF vs. NY Rangers)
MOST WINS, SEASON
18 – Andrei Vasilevskiy (2020)
LONGEST SHUTOUT STREAK, GAME
111:15 -- Andrei Vasilevskiy, August 11, 2020 vs. Columbus (Goal at 19:12 of 2nd period was final goal allowed in 5OT game)
LONGEST SHUTOUT STREAK, SERIES
147:05 – Nikolai Khabibulin, April 10, 2004 – April 16, 2004 vs. NY Islanders
LONGEST SHUTOUT STREAK, SEASON
147:05 – Nikolai Khabibulin, April 10, 2004 – April 16, 2004 vs. NY Islanders (Goal at 3:36 of 3rd period on April 10 and goal at 10:41 of 1st period on April 16)
LOWEST GOALS AGAINST AVERAGE, SERIES (MINIMUM 60 MINUTES)
0.75 – Andrei Vasilevskiy (2022 vs. Florida)
LOWEST GOALS AGAINST AVERAGE, SEASON (MINIMUM 240 MINUTES)
1.71 – Nikolai Khabibulin (2004)
MOST GOALS AGAINST, PERIOD
5 – Dwayne Roloson, May 17, 2011 at Boston (2nd period)
MOST GOALS AGAINST, GAME
7 – Andrei Vasilevskiy (April 20, 2023 at Toronto)
MOST GOALS AGAINST, SERIES
22 – Andrei Vasilevskiy (2022 1st Rd. vs. Toronto)
MOST GOALS AGAINST, SEASON
59 – Andrei Vasilevskiy (2022)
MOST SHOTS AGAINST, PERIOD
24 – Andrei Vasilevskiy, August 19, 2020 vs. Columbus (2nd period)
MOST SHOTS AGAINST, GAME
63 – Andrei Vasilevskiy, August 11, 2020 vs. Columbus
MOST SHOTS AGAINST, SERIES
259 – Andrei Vasilevskiy (2016 ECF vs. Pittsburgh)
MOST SHOTS AGAINST, SEASON
752 – Andrei Vasilevskiy (2022)
MOST SAVES, PERIOD
22 – Andrei Vasilevskiy, August 19, 2020 vs. Columbus (2nd period)
MOST SAVES, GAME
61 – Andrei Vasilevskiy, August 11, 2020 vs. Columbus
MOST SAVES, SERIES
243 – Dwayne Roloson, 2011 ECQF vs. Washington
MOST SAVES, SEASON
693 – Andrei Vasilevskiy (2022)

HIGHEST SAVE PERCENTAGE, SERIES (MINIMUM 60 MINUTES)
.981 – Andrei Vasilevskiy vs. Florida (2022 2nd Rd.)
HIGHEST SAVE PERCENTAGE, SEASON (MINIMUM 240 MINUTES)
.939 – Ben Bishop (2016)

BE THE THUNDER

MEDIA GUIDE



2023-24

**BE THE
THUNDER**