

2024-25 ANAHEIM DUCKS

MEDIA GUIDE



PRESENTED BY
UCI Health



UCI Health



ALL LOCAL BROADCASTS ARE NOW AVAILABLE

AT NO COST

STREAM ON

VICTORY 

WATCH ON

KCOP channel 13

FOX 

TABLE OF CONTENTS

Club Directory	2	Year-by-Year Statistics	222
Ownership.	6	Season Totals.	241
Executive Management	8	Ducks Firsts	244
Hockey Operations	11	All-Time Season Openers	245
Business Operations	15	Coaches & Captains	247
Coaching Staff.	17	Year-by-Year Leaders	248
Player Development	21	All-Time Numerical Roster.	252
Scouting Staff	22	Attendance.	255
Performance & Equipment Staff	28	All-Time Record Streaks.	256
Team Physicians.	31	Hat Tricks, Penalty Shots, Shutouts	259
OCVIBE	34	All-Time Top Games	259
Honda Center	36	All-Time Leaders.	265
The Rinks & Great Park Ice.	38	Honor Roll & Accolades.	266
Name, Logos, Colors.	40	2007 Stanley Cup Champions	267
Community Involvement	42	Retired Numbers	270
21st Duck.	45	Draft History.	273
Youth Hockey & Fan Development	48	Former Ducks	279
2024-25 Player Personnel	52	Individual Records	294
Player Bios	54	Goaltender Records.	296
In the System.	100	Rookie Records.	298
Future Ducks	125	Team Records	299
San Diego Gulls	132	All-Time Team Playoff Records.	310
Tulsa Oilers.	141	All-Time Playoff Game-by-Game.	312
2023-24 Season Notes.	144	All-Time Playoff Statistics.	315
2023-24 Game-by-Game.	147	All-Time Player Playoff Records.	317
2023-24 Highs & Lows.	148	Opponents	324
2023-24 Statistics.	150	Media Information	356
2023-24 Player Game-by-Game	151	TV Information.	358
2023-24 Transactions	158	Ducks Stream	361
Team History	162	NHL On-Ice Officials.	365

2024-25 ANAHEIM DUCKS MEDIA GUIDE

Chief Editor

Steve Brown

Editorial Assistance

Adam Brady, Tessa Bramble, Jesse Bryson, Sammy Glantz, Sarah Johnson, Matt Weller

Photography

Robinson & Associates,
Getty Images



Design

Wes Tiongco, Amanda Le, Steve Brown

Printed by

PTS Marketing Group

Special Thanks

National Hockey League

Copyright© 2024

Anaheim Ducks

The information contained in this publication was compiled by the Anaheim Ducks and is provided as a courtesy to our fans and the media and may be used only for personal or editorial purposes. Any commercial use of this information is prohibited without the prior written consent of the Anaheim Ducks Hockey Club, LLC. All NHL and team insignias depicted in this publication are the property of NHL Enterprises, Inc. and the respective teams and may not be reproduced for commercial purposes without the prior written consent of NHL Enterprises, Inc.

CLUB DIRECTORY



Honda Center

2695 East Katella Ave., Anaheim, CA 92806

Administrative Offices: 714/940-2900

Main Club FAX: 714/940-2953 • **Ticket Information:** 1-877-WILD-WING

Website: AnaheimDucks.com



Anaheim Ducks Executive Management

Owners Henry and Susan Samuelli
Chief Executive Officer Michael Schulman
President, Anaheim Ducks Hockey Club Aaron Teats
General Manager Pat Verbeek
Special Advisor Scott Niedermayer
Vice President, Hockey Operations
& Assistant General Manager Jeff Solomon
Assistant General Manager Mike Stapleton
Assistant General Manager, Director of
Amateur Scouting Martin Madden
Director, Professional Scouting Tony Hrkac
Director, Player Development Jim Johnson
Director, Goaltending Sudarshan Maharaj
Senior Vice President, Ticketing Strategy
& Analytics Chris Kenyon
Senior Vice President & Chief Marketing Officer Merit Tully
Executive Assistant, Anaheim Ducks Hockey Club Janet Conley
Executive Assistant, Hockey Operations Marci Duarte



Orange County Sports & Entertainment Leadership

Owners Henry and Susan Samuelli
Executive Director Michael Schulman
Chief Executive Officer Bill Foltz
Chief Operating Officer Morell Marean
Chief Marketing Officer Tracee Larocca
Chief Financial Officer Russ Borrows
Chief Technology Officer Julie Sokol
Executive Director, Development Dan Young
Chief Human Resources Officer Gina Galasso
Chief Legal Officer Katie Rodin
Chief Venue Management Officer Kevin Starkey
Chief Partnerships Officer Graham Siderius
Executive Vice President, Real Estate Development Joe O'Toole
Manager, Administrative Services Lydia Alemana

ANAHEIM DUCKS HOCKEY CLUB

Coaching Staff

Head Coach Greg Cronin
Assistant Coach Tim Army
Assistant Coach Brent Thompson
Assistant Coach Richard Clune
Goaltending Coach Peter Budaj
Video Coordinator Austin Violette
NHL Player Development Julien Tremblay

Hockey Club Operations

Director, Hockey Analytics Ryan Lichtenfels
Hockey Operations Analyst Joe Piscotty
Player Data Analyst Connor Jung
Data Engineer Paul Piggott
Director, Team Services David Schenker
Manager, Hockey Operations Chase Flanigan
Director of Sports Science Mike Barwis
Head Athletic Trainer Chad Walker
Assistant Athletic Trainer Joshua Chapman
Physical Therapist John Lencioni
Massage Therapist Mike Griebel
Head Strength & Conditioning Coach Justus Schafer
Assistant Strength & Conditioning Coach Jesse Wang
Data Scientist & Recovery David Keyes
Sports Dietician Jillian Chaney
Head Equipment Manager Chris Aldrich
Assistant Equipment Manager Justin Penna
Assistant Equipment Manager Jeff Tyini
Medical Director, Primary Care Physician Dr. Kenton Fibel
Orthopedic Surgeon Dr. Brian Schulz

Oral Surgeon/Dentist Dr. Bao-Thy Grant
Oral Surgeon Dr. James Mergelmeyer
Primary Care Physician Dr. Chris Kroner
Lead Emergency Physician Dr. Robert Katzer
Hand/Wrist Surgeon Dr. David Hay
Foot/Ankle Surgeon Dr. Ken Jung
Cardiologist Dr. Brian Kolski
Ophthalmologist Dr. David Yomtoob
Team Neuropsychologist Dr. John Bellone
Chiropractor Karen Bloch
Director, Player Evaluation & Amateur Scout Bruce Franklin
Professional Scouts Mikko Jokela, Pavel Routa,
Ryan Rezmierski, Steven MacIver,
Konstantin Krylov, Kent Huskins
Amateur Scouts Jan Ake Danielson, Jim Sandlak,
Kevin Murray, Stephane Pilotte,
Steve Lyons, Gabriella Switaj,
Patrick Rissmiller, Peter Ward, Alex Gellert
Collegiate Scouts Patrick Rissmiller, Peter Ward

San Diego Gulls (AHL)

Chief Executive Officer Aaron Teats
General Manager, Anaheim Ducks Pat Verbeek
General Manager Rick Paterson
President, Business Operations Matt Savant
Assistant General Manager Bob Ferguson
Director, Hockey Operations Jillian Reddin
Head Coach Matt McIlvane
Assistant Coach Dave Barr
Assistant Coach Kris Sparre
Goaltending Coach Jeff Glass
Video Coordinator Lucas Hurt

CLUB DIRECTORY

Player Development Analyst..... Bret Hedican
Manager, Team Services..... Steve Trachtenberg
Head Equipment Manager..... Joey Guilmet
Assistant Athletic Trainer..... Jason McGee
Assistant Athletic Trainer..... Haley Cruz
Physical Therapist..... Andrew Smith
Head Strength & Conditioning Coach..... Jordan Davis
Assistant Strength & Conditioning Coach..... Michael Sullivan
Data Science & Recovery..... Adam Rusiewicz

Communications & Broadcasting

Senior Director, NHL Communications
& Broadcasting..... Alex Gilchrist
Director, Broadcasting..... Joey Liberatore
Senior Manager, Media & Communications..... Steve Brown
Publicist..... Sammy Glantz
Broadcast Production Manager..... Steffen Bell
Seasonal Media Relations Assistant..... Tessa Bramble
Television Play-by-Play..... John Ahlers
Television Analyst..... Brian Hayward
Television Host..... Aly Lozoff
Television Studio Analyst..... Guy Hebert
Television Producer..... Bob Sipowich
Television Director..... Tom Connolle
Ducks Stream Play-by-Play..... Steve Carroll
Ducks Stream Color Analyst
& Content Contributor..... Emerson Etem
Ducks Stream Host & Content Producer..... Alexis Downie

Community Relations

Executive Director, Anaheim Ducks Foundation..... Wendy Arciero
Director, Community Relations..... Jesse Bryson
Community Relations Managers..... Chase Hartman,
Sarah Johnson
Assistant Manager, Community Relations..... Eric Phillips
Community Relations Coordinator..... Kimberly Bartlett

Entertainment

Director, Production & Entertainment..... Peter Uvalle
Manager, Entertainment..... Scott Fausneau
Manager, Production..... Gabe Suarez
Producer..... Martin Victorio
Motion Graphics Video Producer..... Connor Crowley
Associate Video Producer/Editor..... Kevin Montjoy
Assistant Manager, Entertainment & Production..... Sarah Manese
3D Motion Graphic Designer..... Cage Bubolo

Marketing & Brand Management

Director, Performance Marketing..... Trenten Nielsen
Director, Brand Marketing..... Laura Martinen
Digital Marketing & Analytics Manager..... G.M. Ciallella
Digital Marketing Specialist..... Stephanie Ericson
Marketing Project Manager..... Cindy Boswell
Manager, Marketing & Promotions..... JoJo Maestrado
Promotions Coordinator..... Alex Schmittsen
Senior Manager, Fan Development Marketing..... Brett Kurtz
Fan Development Marketing Manager..... Celeste Loyatho
Assistant Manager, Fan Development Marketing..... Greg Hughes
Fan Development Hockey Coordinator..... Dylan Kammer
Fan Development Marketing Coordinator..... Abby Blasi

Merchandise - Team Store

Senior Director, Merchandising..... Jill Bauer
Retail Operations Manager..... Lizette Gutierrez
Retail Store Manager..... Timothy Louie
Manager, E-Commerce..... Jeanette Encino
Manager, Inventory Planner..... John Buehler
Team Store Supervisors..... Corey Francis, Ibzan Terrazas,
Philip Chavez Jr, Samantha Orozco,
Viviana Bustos

Premium Sales & Service

Senior Director, Premium Sales & Services..... Timothy Thompson
Senior Premium Sales Manager..... Geoff Matthews
Premium Sales Managers..... Robbie Silva, Jessica Shih,
Patrick Clement
Premium Sales & Service Coordinators..... Katie Boudreau,
Nicole Saldana

Publications & Digital Content

Director of Publications & Digital Content..... Adam Brady
Digital Content Producers..... Tyler Pistoia, Matt Weller

Signature Events & Projects

Senior Director, Integrated Projects & Programming..... Kris Loomis
Senior Manager, Signature Events & Projects..... Ryan Herrman
Assistant Managers, Signature Events & Projects..... Jordan Pace,
Mera Zero
Seasonal Signature Events & Projects Assistant..... Slater Hoar

Business Development & Retention

Senior Director, Customer Service & Retention..... Damian Paul
Premium Service Manager..... Christie Nevin
Loyalty Program Specialist..... Amanda DeMello
Account Service Executives..... Angelo Acosta, Ashley Solhtalab,
Chase Garcia, Dylan Shaffer
Senior Manager, Group Sales..... Jennifer Hacker
Group Sales Account Manager..... Justin Kang
Group Sales Account Executives..... Angel Del Val, Jake Briones
Senior Manager, Ticket Sales..... Justin Peterson
Corporate Hospitality Account Executive..... Brandon Estrada
Business Development Account Executives..... Nicholas Taylor,
Steven Strother, Ryan Wissmueller,
Wyatt Walker, Connor Brady,
Kevin McCarthy
Manager, Inside Sales..... Hayden Higger
Inside Sales Representatives..... Brianna Boykin, Cavin McClare,
Chris Marquez, Parker Hogan

Ticket Operations & Analytics

Senior Director, Ticket Sales & Operations..... Scott Booth
Senior Manager, Ticket Operations..... Wes Robinson
Director, Ticket Strategy..... Kameron Kwok
Business Intelligence Manager..... Stefan Huber
Data Scientist..... James Koo
Assistant Ticketing Manager..... Jonas Calicdan
Pricing & Inventory Manager..... Aayushi Shah
CRM Analyst..... Caitlin Schneider
Ticket Operations Representatives..... Amanda Smith,
Landon McClure, Sarah Himmelstein
Season & Group Sales Coordinator..... Savannah LoVerde

ORANGE COUNTY SPORTS & ENTERTAINMENT

OCVIBE Market Hall

General Manager..... Nick Pacific

ARTIC

General Manager..... Jason Davis
Assistant Property Manager..... Eva Martin

Corporate Partnerships & Activation

Vice President, Corporate Partnerships
Activation..... Andrea Berryman
Vice President, Corporate Partnerships..... Chad Watson
Director, Corporate Partnerships Sales..... Ally Walker
Director, Corporate Partnerships Activation..... Danielle Garcia
Senior Manager, Corporate Partnerships
Strategy & Analytics..... Forrest Lockwood
Corporate Partnerships Activation Managers..... Alexis Ross,
Sammy Baker, Shawn Lothman,
Sierra Garcia
Corporate Partnerships Managers..... Alex Danielson, Jordan Levack
Corporate Partnerships Analyst..... Zachary Horton
Executive Assistant to the CPO..... Yvette Espino

Entertainment Operations

Vice President, Operations..... Dion Beckton
Vice President, Construction Services..... Robert Ten Eyck
Vice President, Parking & Transportation..... Doug Lakeman
Vice President, Security & Guest Services..... Julian Harvey
Director, Security Operations..... Jim Kollar
Manager, Parking..... Michael Nieto

Finance & Accounting

Vice President, Finance..... Tracy Pan
Vice President, Finance, Honda Center,
ARTIC & F&B..... Barbara Shih
Vice President, Financial Planning & Analysis..... Eugene Kim
Controller..... Rosanna Sitzman
Director, Finance, OC Sports & Entertainment..... Peter Berg
Director, Financial Planning & Analysis..... McKenna Yelk
Manager, Financial Systems..... Azza Mekki
Manager, Accounting..... Robert Slaby
Accounting Manager..... Jennifer Breen
Manager, Payroll..... Georgia Vega
Financial Analyst..... Paul Chun

CLUB DIRECTORY

Senior Payroll Specialists..... Reggie Terrana, Ana Robles,
Armando Lam
Payroll Specialist..... Cristina Sanchez
Staff Accountants..... Rob Dumlaio, Dinh Nguyen, Karl Watkins
Accounts Payable Specialist..... Michelle Rangel
Accounts Payable Representative..... Dandy Yi, Jordan Kanamori,
Vanessa Vasquez

Human Resources & Administration

Vice President, Human Resources Business
Partners..... Marni Bobich
Vice President, Planning & Culture..... Alicia Araya
Senior Director, Talent Experience..... Angel Montes
Manager, Talent Acquisition..... Jonathan Mabanta
Senior Talent Acquisition Recruiter..... Tatiana Cabrera
Talent Acquisition Recruiter..... Lauren Dorame, Mario Ramos
Junior Talent Acquisition Recruiter..... Kimberly Panduro
Talent Acquisition Office Assistant..... Ryan Kincaid
Learning & Development Manager..... Hilary Moreno
Director, Diversity, Equity, Inclusion & Belonging..... Jason Cooper
People & Culture Engagement Manager..... Kalynn Daniels
Human Resources Business Partners..... George Serrano Aguayo,
Jordan Fisher, Lori Ponceino
Human Resources Manager..... Esther Shimizu
Vice President, Human Resources..... Leonor Romero
Senior Director, Total Rewards & Talent
Operations..... Mara Hampton
Senior Compensation Analyst..... Jonathan Epstein
Director, Benefits & Wellness..... Denise Ortega Lambaren
Benefits & Wellness Specialist..... Kayla Arenas
Human Resources Coordinator..... Adrian Gonzalez
Director, Human Resources Information Systems..... Lisa Pogue
Senior HRIS Analyst..... Ammie Hui
People Analytics & Reporting Analyst..... Joe Villanueva
Executive Assistant, Human Resources..... Irma Duenas
Administrative Services Manager..... Shelly Baker
Senior Mailroom Coordinator..... Isabel Lua
Mailroom Coordinator..... Austin Mater
Administrative Assistants..... Lacy Welch, Gina Fletcher
Office Coordinator..... Amber Hall

Information Technology

Senior Director, Information Technology
Operations..... Dwayne Collins
IT Executive Support Manager..... Aron Linville
Director, Audiovisual..... Chris Mathis
Manager, Audiovisual..... Derek Kneedler
A/V Analysts..... Cameron Nakasone, Nicole Zeilinger,
Travis Fogler
Information Technology Manager..... Troy Naragon
Manager, IT Desktop Support (Events)..... C.J. Leeman
IT Analysts..... Gabriel Lazaro, Kevin Quihuiz,
Rose Harris, Steven Carroll
Vice President, Real Estate Technology..... Darren Shelton
Senior Director, IT Infrastructure & PMO..... Sterling Hinman
Manager, Network & Infrastructure..... Nate Gardner
Network Administrator..... Damon Nicoli, Worthy Wang
Manager, Systems Engineering..... William Petko
Senior Systems Engineer..... Kelly Seay
IT Project Manager..... David Tran
Senior Director, IT Security..... Ryan Murphy
Senior Security Engineer..... Michael Mercer
Information Technologies Architect..... Mike Wing
Director, Technology & Immersive Exhibitions..... Stephan Winokur
Business Relationship Manager..... Gloria Park
Senior Program Manager, IT Operations..... Mark Schumann
Senior Manager, IT Operations..... Mike Hurley
Information Technologies Architect..... Justin Smith
IT Executive Administrator..... Tara Rotz
Legal & Risk Management
Vice President & Deputy General Counsel..... Lauren Fitzpatrick
Vice President & Deputy General Counsel..... Francis Lam
Director, Legal Affairs, Sports & Content..... Nathan Brogden
Associate Counsel..... Jessica Park
Paralegal & Legal Operations Manager..... Lindsay McKeever
Associate Counsel..... Nat Ochoa
Litigation Paralegal..... Veronica Lira

Vice President, Risk Management..... Jesse Campbell
Director, Safety & Health Compliance..... Brian Nguyen
Safety & Health Specialist..... Christin O'Brien
Manager, Risk Management..... Toni Brady
Risk Management Specialist..... Alex Fawwaz
RMIS Technology Administrator..... Brad Stuart
Executive Assistant, Legal..... Veronica Rodriguez

Marketing

Vice President, Marketing..... Jennifer Arnold
Vice President & Executive Creative Director..... Patrice Speed
Vice President, Consumer Insights..... Anne Briones
Vice President, Content & Creative Operations..... Lauren Parker
Vice President, App Strategy & Loyalty..... Jon Relkin
Director, Marketing, Honda Center & OCVIBE
Venues..... Kishore Ramlogan
Director, Marketing Planning & Integration..... Jennifer Riordan
Director, Experience Strategy & Design..... Taylor Naughton
Director, Media & Communications..... Erika Muir
Associate Creative Director..... Wes Tiongo
Associate Creative Director..... Jenny Beatty
Senior Creative Project Manager..... Karen Orlowski
Brand Marketing Manager..... Lindsey Brackett
Manager, Marketing..... Laurisa Sanchez
Media & Communications Coordinator..... Brandon Younger
Marketing Coordinator, Honda Center..... Gillian Frey
Senior Copywriter..... Eric Kawaguchi
Senior Content Producer..... Matthew Lindblad
Senior Graphic Designer..... Amanda Lee
Graphic Designer..... Shawn Ortega
Video Editor, Marketing..... Sanh Tran
Marketing Project Coordinator..... Brandon Murray
Executive Assistant to the CMO..... Arlene James

Programming & Special Events

Vice President, Programming..... Tom Alexander
Vice President, Special Events..... Katie Pederson
Senior Director, Programming..... Bill Dwight
Event Manager, Special Events..... Heather Perrin
Special Events Sales Manager..... Makenna Song
Programming Manager..... Jazzy Tagaloga
Programming Coordinator..... Ross Schwartz

Anaheim Real Estate Partners

Senior Vice President, Real Estate Finance..... Bryce Waters
Senior Vice President, Real Estate Development..... Jason Knudson
Senior Vice President, Real Estate Accounting..... Nick Reichert
Senior Vice President, Construction..... Tim Blue
Vice President, Real Estate Programming
& Development Operations..... Bree Carter
Vice President, Real Estate Engineering..... Douglas Johnson
Vice President, Real Estate Accounting
& Finance..... Eddie Saucedo
Senior Director, Real Estate Finance & Analytics..... Jason Spratt
Director, Construction..... Brandon Deehan
Research Analyst, Real Estate Programming..... Taylor Atkinson
Real Estate Project Planner..... Cas Smit
Director, Construction Project Management..... Keith Yelk
Accounting Specialist..... Quynh Linero
Staff Accountant..... Candice Lopez
Construction Accounting Manager..... Nelli Vo
Finance & Investment Analytics Manager..... Quang Vu

ANAHEIM ARENA MANAGEMENT (HONDA CENTER)

Honda Center Operations

Vice President & Assistant General Manager..... Quinn Mackin
Senior Director, Operations..... Brent Mater
Project Manager..... Linh Le
Event Managers..... Gabriel Alamillo, Evelyn Lee,
Matthew Trout
Event Services Manager..... Jordan Tabares
Assistant Event Services Manager..... Ryan Hebert
Director, Engineering..... Joseph Van Waardenburg
Lead Engineer..... Edgar Cifuentes Lopez
Maintenance Engineers..... Chucky Rudd, Daniel Tran,
Frank Crawley, Ivan Lino,
Joseph Koch, Luis Munoz Soto
Maintenance Tech II..... Alfonso Alvarez

CLUB DIRECTORY

Maintenance Tech 1	Andrew Garcia, Michael Barr, Richard Campbell
Conversion Supervisor/Maintenance Technician	Jesus Guzman
Ice Operations Manager	Kevin Diamond
Manager, Storage & Distribution	Reshon Poindexter
Operations Manager, Facilities	Joe Barrett
Operations Manager, Janitorial/Conversion	Charles Boswell
Manager, Maintenance	Albert Quezada
Lead Janitor	Nora Mora Morales

Honda Center Production & Entertainment

Senior Director, Production & Entertainment	Rich Cooley
Lead Audio Engineer	Aaron Kretzmann
Audio Engineer	Joe Johnson
Multimedia Manager	Paul Janicki
Video Technician	Gustavo Venegas
Video Engineer	Doug Mullin
Multimedia Specialist	Mahria Fink

Honda Center Box Office

Senior Director, Ticket Operations	Mark Neumann
Manager, Box Office Operations & Programming	Nicholas Vassar
Assistant Manager, Box Office Operations & Programming	Darlene Andrade
Box Office Manager	Chris Williams
Box Office Supervisor	Elena Hotard

Honda Center Security

Manager, Physical Security & Investigations	Juan Reveles
Manager, Event Security	Jon Perrigo
Assistant Manager - PSO	William Wright
Lead Public Safety Officers	Christopher Evans, Derrick MacDougall, Joshua Leonhard
Public Safety Officer 3	Amber Hielckert, Antonio Giordano, Britton Washburn, Rogelio Leal
Public Safety Officer 2	Abraham Nieves-Carbajal, Anthony Rivera, Beth Renkoski, Darel Jones, Darin Cierley, Edith Paredes, James Cairns, Jason Chu, Jose Juan Mejia, Kenn Hatton, Michael Mandonado, Mike Lopez, Paulo Kome, Vidal Avalos, William Thomason
Public Safety Officer 1	Adolfo Martinez, Antony Harbaugh, Charlotte Baca, Clayton Bauland, Daniel Carrico, David Chavez, Francisco Lozano, Juan Carlos Hernandez, Katie Vaught, Manuel Lozoya, Ricky Huffman, Ruben Villalpando

Hospitality, Food & Beverage Operations

Senior Vice President, Hospitality	Corey Gresham
Vice President, F&B Finance & Business Insights	Angela Leu
Vice President, Culinary Operations	Peter Lai
Controller, Food & Beverage	Kelly Perez
Accounting Manager	Maree Kurtz
Senior Accountant	Vivian Nguyen
Staff Accountant	Yarel Valdez
Senior Payroll Specialist	Tricia Phan
F&B Event Service Manager	Karen Nguyen
Scheduling Managers	Diana Solis, Ricardo Gonzalez
Executive Assistant to the COO & Hospitality Operations	Jennifer Blaine

Culinary Operations

Executive Chef, Premium Services	Cesar Regalado
Sous Chef	Pauline Arzola
Chef de Tournants	Jordan Wellington, Jose Pulido III, Kristopher Perez

Premium Food & Beverage Operations

Senior Operations Director, Food & Beverage Services	Roman Zavala
Maintenance Planner	David Bland
Event Service Manager	Taylor Ussery
Manager, Impact Club	Rouan Greenwald
Suites Manager	David Diaz
Restaurant Manager	Megan Mendoza
Manager, Concession Operations	Stacy Witt
Concessions Manager	Joseph Jamokha
Manager, F&B Systems POS & Event Support	Andrew Gibson

Food & Beverage Warehouse Operations

Director, F&B Procurement & Logistics	Eddie Silva
F&B Procurement Manager	Roman Davalos
F&B Warehouse Manager	Mario Martinez

THE RINKS

Vice President	Art Trottier
Vice President, Finance	James Pearson
Controller, The Rinks Foundation	Audrey Hodges
General Manager (Great Park Ice)	Shayne Arsenault
General Manager (Anaheim Ice)	Gary Shaffer
General Manager (Irvine Inline)	Ron Alexander
General Manager (KHS)	Megan Hammon
General Manager (Lakewood)	Tony Witt
General Manager (Poway)	Kyle Broderick
Manager (Yorba Linda)	David Walker
Hockey Director	Alex Chang
Director, Skating	Emily Tornow
Marketing Director	Craig Appleby
Marketing Manager, Hockey Development	Kirstie Bender
Marketing Coordinator	Chase Reddin
Marketing Coordinator, Rinks Hockey Development	Nicklaus Costakes
Digital Marketing Specialist	DJ Harris
Digital Marketing Coordinator	Loren Whelan
Manager, IT Operations	Steve Schaub
IT Analyst	Ben Dutta
IT Analyst	Bryan Walk
IT Analyst	Misael Gomez
Accounting Assistant	Cynthia Cazares
Training & Development Manager	Kim Strack
Training & Development Coordinator	Joezer Nolasco
League Administrator	Bridget Hopkinson
Assistant Managers	Alex Farmer, Chris Shy, Dawson Proof, Evan Harder, Kylie Denning, Seth Cardwell, Jon Swafford, Scott Workman, Kevin Trindi, Devon Feicht, Tracy Frazer
Hockey Managers	Dean Wilson, Vince Valles, Jon Mainberger
Skating Managers	Braden Overett, Chris Pottenger
Programs Manager	Cindy Frazier
Senior Accountant	Tiffany Gougouen
Staff Accountant	Melinda Chhan
Operations Coordinator	Jennifer Castaneda
Operations Representative	Vanessa Calvillo
Adult Hockey Coordinator	Terrance Dillon
Maintenance Tech 1, Lakewood	Juan Contreras Jr

MISCELLANEOUS

Home Ice	Honda Center (opened 1993)
Capacity	17,174
PA Announcer	Phil Hulett
Team Colors	Orange supported with Gold and is accented with Black and White
Practice Facility	Great Park Ice (888 Ridge Valley, Irvine, CA)
Founded	1993

Susan & Henry Samueli

Owners

EDUCATION AND PROFESSIONAL CAREERS:

Susan Samueli was born and raised in Los Angeles. She earned her bachelor's degree in Mathematics from UC Berkeley in 1972. From 1972 to 1985 she was with IBM Corporation, where she worked initially as a software programmer in the Federal Systems Division, Westlake Village, Calif., and then as a Systems Engineer in the National Marketing Division, Los Angeles, providing technical marketing and sales support for IBM's mid-range computer systems. In 1985 she left IBM and focused her energy on raising her children, at which time she developed a keen interest in integrative health care, studying in the areas of nutrition, homeopathy and Chinese herbs. Susan subsequently received a Ph.D. degree in nutrition from the American Holistic College of Nutrition in 1993 and a diploma in Homeopathy from the British Institute of Homeopathy in 1994.

Henry Samueli was born in Buffalo, N.Y. and grew up in Los Angeles. He earned his B.S., M.S. and Ph.D. degrees in Electrical Engineering from UCLA in 1975, 1976 and 1980, respectively. From 1980 to 1985 he was employed in various engineering and management positions in the Electronics and Technology Division of TRW, Inc., Redondo Beach, Calif., a military communications defense contractor now part of Northrop-Grumman. Since 1985 he has been a professor in the Electrical and Computer Engineering

Department at UCLA, and since 2003 he has also served as a Distinguished Adjunct Professor in the Electrical Engineering and Computer Science Department at UC Irvine. In 1991 he co-founded Broadcom Corporation, a global leader in providing semiconductor solutions for wired and wireless communications. Henry took a leave of absence from UCLA in 1995 and joined Broadcom full-time as Chief Technology Officer (CTO). In 2016 Broadcom was acquired by Avago Technologies Limited and renamed Broadcom Inc. Henry retired as CTO of Broadcom in 2018 and now serves as Chairman of the Board.



SPORTS AND ENTERTAINMENT OWNERSHIP:

In 2003 Susan and Henry took over management of the Honda Center sports and entertainment venue in Anaheim, Calif. and in 2005 they

purchased the Anaheim Ducks National Hockey League (NHL) franchise from the Walt Disney Company. In 2007 the Anaheim Ducks became the first California team ever to win the Stanley Cup championship. Henry is a member of the Executive Committee of the NHL Board of Governors. The Samueli's also own the San Diego Gulls American Hockey League (AHL) franchise, which serves as the Ducks' minor-league affiliate in San Diego. In 2020, the Samueli's announced their endeavor to create OCVIBE, a one-of-a-kind immersive district surrounding Honda Center. The \$4 billion privately funded 100-acre development is designed as a sustainable community

emphasizing walkability, health and wellness, and lifestyle amenities near transit. OCVIBE will include a 6,000 capacity concert venue, 35 restaurants, 1,500 residential units with a commitment of 15% affordable housing units, 20 acres of public space with unique plazas and urban parks, two hotels, four parking structures and 1 million square feet of office space. Construction began in 2023 with parking structures opening in 2025 and the first phase opening in 2026.

COMMUNITY SERVICE AND PHILANTHROPY:

The success of Broadcom has provided Susan and Henry the opportunity to support many worthwhile non-profit organizations. After Broadcom went public in 1998 they created the Samueli Foundation, and to date they have gifted over \$1 billion primarily in the areas of Science, Technology, Engineering and Mathematics (STEM) Education, Integrative Health, Youth Services, Social Justice, and Jewish Culture. In 2012 they joined the Giving Pledge, initiated by Warren Buffett and Bill and Melinda Gates, whose members pledge the majority of their wealth to philanthropy.

Susan serves on the Board of the Orangewood Children's Foundation, a leading provider of foster youth

services in Orange County, Calif., and she is a member of the Board of Trustees of the Samueli Academy, an innovative public Charter High School in Santa Ana, Calif. that focuses on project-based STEM learning for community, underserved and foster youth. She also serves on the Advisory Board of the Susan Samueli Integrative Health Institute at UC Irvine which provides education, research and clinical care built around integrative practices and emphasizes whole-person healing and wellness. Henry serves on the Dean's Advisory Board of both the Henry Samueli School of Engineering and Applied Science at UCLA and the Henry Samueli School of Engineering at UC Irvine. Both Susan and Henry serve on the Advisory Board of the Susan & Henry Samueli College of Health Sciences at UC Irvine.

In 2019 they created Irvine Ice Foundation (IIF). IIF built and opened Great Park Ice in Irvine, Calif. which features four ice sheets, including FivePoint Arena that seats 2,500 spectators. The 280,000-square-foot complex offers a variety of ice sports including youth and adult hockey programs, figure skating, curling, broomball, sled hockey, public open skating and is the official practice facility for the Anaheim Ducks.





Michael Schulman

Chief Executive Officer, Anaheim Ducks
Managing Director, H&S Ventures
Chairman of the Board, OC Sports & Entertainment
Chairman of the Board, Anaheim Arena Management

Michael Schulman serves as Chief Executive Officer of Anaheim Ducks Hockey Club (ADHC), Chairman of the Board of OC Sports & Entertainment (OCSE), Chairman of the Board of Anaheim Arena Management (AAM), and Chairman of the Board of the Anaheim Ducks Foundation. He is also an Alternate Governor for both the NHL and AHL Board of Governors, and serves on the board of NHL Enterprises.

In addition, he is Managing Director of H&S Ventures, the entity that manages the Samueli Family Office and all companies in the Samueli family portfolio. Schulman reports directly to owners Dr. Henry Samueli and Dr. Susan Samueli, and is responsible for managing and long-term planning of their profit and nonprofit entities.

Schulman was the lead negotiator on behalf of the Samueli family in the acquisition of the Honda Center management agreement from the bankruptcy court and the City of Anaheim, and played the key role in extending the lease of AAM and acquiring various properties around Honda Center which formed OCSE.

He acts as liaison between the Samueli family and AAM management, and supervises all financial, legal, and charitable decisions of the arena; as well as with the other partners of AAM and the City of Anaheim.

Schulman also represented the Samueli family in purchase negotiations with Disney for the Anaheim Ducks, and in qualifying the Samueli family for the purchase of the team with the NHL.

Schulman was involved with the family in changing the team name and logo, and forming the Anaheim Ducks Foundation. Schulman led the negotiation with the American Hockey League (AHL) in forming the new AHL Pacific Division along with four other NHL teams. He was the lead negotiator in purchasing the Norfolk AHL team and moving the team to San Diego. He also formed the San Diego Gulls Foundation.

He is responsible for developing additional ice and inline rinks in the Orange County area and was instrumental in the purchase and development of several ice and inline rinks, including Great Park Ice and FivePoint Arena, and Irvine rinks, and KHS, Lakewood, Poway and Yorba Linda ice rinks. Schulman spent over 10 years working with the City of Irvine in developing Great Park Ice and FivePoint Arena, and forming the Irvine Ice Foundation, which was responsible for the building of and operating the complex.

Schulman serves on the boards of AAM, ADHC, Anaheim Sports Holdings, Anaheim Ducks Foundation, San Diego Gulls Hockey Club and Samueli Foundation. He is also a current member of the board of the Telluride Ski and Golf Company.

Schulman also serves on many nonprofit boards. He has been a member of the University of California, Irvine Foundation Board since 1991, and CEO Leadership Alliance (CLA-OC) since 2019. He was one of the founding members and past chair of the UCI Planned Giving Leadership Council.

After earning his Bachelor of Arts in Economics from University of California, Berkeley, Schulman went on to the University of Santa Clara Law School. In addition, Schulman studied economics for one year at the University of Leeds in England.

Following law school, he was hired as a full-time law professor at the University of Southern California, after which he was a practicing attorney for a number of years and a partner with the law firm of McDermott, Will & Emery.

A native of California, Michael and his wife, Sherry, reside in Laguna Beach and have three children: Danielle, Bryant and Natasha.



Aaron Teats

**Club President, Alternate Governor, Anaheim Ducks
Chief Executive Officer, San Diego Gulls**

Aaron Teats serves as President of the Anaheim Ducks Hockey Club and Chief Executive Officer of the San Diego Gulls Hockey Club. Named to his current post in February 2022, Teats continues to have oversight of OC Sports and Entertainment's sports properties, which include the Ducks and San Diego Gulls. Teats also serves as CEO of The Rinks Foundation and President of the Irvine Ice Foundation.

Now in his 30th season with the Ducks, he most recently served as Anaheim's President of Business Operations, where in addition to his leadership role with the Gulls and The Rinks, he led all ticket sales, premium seating, business intelligence, broadcasting, communications, community relations, entertainment, fan development, marketing, merchandising, publications/digital content and social networking.

He also spent six years as the club's Chief Marketing Officer, where he was integral in several business initiatives advancing the brand and financial impact of the Ducks in the community as well as the front office. He created the Ducks' internal merchandise division in 2014, which included the design and creation of the new Ducks Team Store, and a business intelligence division in 2017.

Teats oversees the club's broadcast agreements, and led the team's efforts to bring innovative television, streaming and audio broadcasts to Ducks fans. In 2024, he spearheaded partnerships with A Parent Media Co. Inc. (APMC) and KCOP-TV (Fox 11 Plus) to stream/televise all regional Ducks games free of charge to 100% of the team's regional market via stream (Victory+ via APMC) or traditional television (KCOP). In the fall of 2022, he oversaw the team's creation of Ducks Stream, a 24/7 audio network with the most comprehensive team-focused coverage in the NHL.

Teats has helped lead an organization recognized as a leader in charitable programming and community engagement. He also helped create programs benefiting public education, health and wellness, access to youth hockey, and grassroots marketing. Twice in recent years, Ducks were named a finalist for Sports Humanitarian Team of the Year by ESPN (both 2018 & 2019). The award "represents a sports club/team that demonstrates how teamwork can create a measurable impact on a community or cause." The club has also been continually recognized by ESPN The Magazine in its annual "Ultimate Standings" edition for successes both on and off the ice. The magazine has recognized the Ducks as a top franchise among 122 professional sports teams (NHL, NFL, MLB & NBA), ranking in the top eight three times.

Teats began his career within the broadcasting ranks in 1994. He served 11 years as both an Emmy Award-winning producer and director of the Ducks radio and television broadcasts before permanently transitioning to the business office in 2007.

During his Ducks tenure, Teats has spearheaded successful initiatives which led to organizational growth. He helped lead the launch of the John Wayne Airport Breakaway Bar and Grill (2011) and its move to a larger location in 2024, a Ducks-themed restaurant at Orange County's international airport. Teats was also instrumental in the celebration and honoring of Ducks legends Teemu Selanne (2015), Paul Kariya (2018) and Scott Niedermayer (2019), who each had their jerseys retired by the club. Kariya and Niedermayer's jersey retirements took place during the club's 25th Anniversary Season (2018-19), which was also led by Teats. He also oversaw the club's 2024 brand evolution launch with new logo, home and away jerseys.

Additionally, Teats is on the Advisory Council for Anaheim Boys & Girls Club after serving on the board of directors for the previous 13 years, and the Advisory Committee for Cal State Fullerton's "PRactical ADVantage" student-run advertising for the last three years. He is also on the Board of Directors for the newly formed OC Sports Commission.

Teats began his career for the then-California Angels in 1992. He received his bachelor's degree from Cal State Fullerton in 1992.

Aaron and his wife, Justine, currently reside in Anaheim Hills and have two sons: Nolan and Colin.



Pat Verbeek

General Manager

Pat Verbeek is in the midst of his fourth season as General Manager of the Anaheim Ducks, overseeing the club's hockey operations.

Named the sixth General Manager in Ducks history on Feb. 3, 2022, Verbeek joined Anaheim with two Stanley Cups on his resume and 36 years of NHL experience, 16 as an executive and 20 as an NHL player. He won Stanley Cups as a player (1999) and Professional Scout (2008), and helped build foundational pieces of Tampa Bay's eventual back-to-back championship teams in 2020 and 2021.

Under his leadership, the Ducks hockey operations department added additional scouting and player development staff, implemented a full-scale performance department based on data and sports science, and grew the analytics staff focused on video scouting, research, development, data science and engineering.

Prior to his current role, Verbeek spent three seasons as Assistant General Manager of the Detroit Red Wings (2019-22) where he was involved in all hockey operations matters with a focus on player personnel decisions. Prior to the 2021-22 season, Verbeek was named General Manager of the Grand Rapids Griffins, Detroit's primary development affiliate in the American Hockey League (AHL). He also served as a Professional Scout for Detroit from 2006-10, serving on the Red Wings staff for the team's 2008 Stanley Cup championship.

Verbeek also spent nine seasons with the Tampa Bay Lightning as Assistant General Manager and Director of Player Personnel (2012-19), and Director of Professional Scouting (2010-12). Verbeek was responsible for oversight of the team's professional scouting operations, player recruitment, contract negotiations and overall support of the hockey operations department. During his tenure, the Lightning made an appearance in the 2015 Stanley Cup Final in addition to four Conference Finals (2015, 2018, 2020, 2021). A total of 17 Lightning players that won consecutive Stanley Cups in 2020 and 2021 were drafted, signed or acquired while Verbeek was an executive with the organization.

Verbeek also served as Director of Player Personnel for Team North America at the 2016 World Cup of Hockey and won a gold medal as part of Canada's management staff at the 2015 World Championship.

As a player, he won a Stanley Cup with Dallas in 1999 and appeared at two NHL All-Star Games (1991 and 1996) during a 20-year NHL career. Originally selected by the New Jersey Devils in the third round (43rd overall) of the 1982 NHL Draft, Verbeek scored 522-540=1,062 points and 2,905 penalty minutes in 1,424 NHL games with New Jersey (1982-89), the Hartford Whalers (1989-95), New York Rangers (1994-96), Dallas Stars (1996-99, 2001-02) and Red Wings (1999-01). He served as Hartford's captain for four seasons from 1991-95.

A native of Sarnia, Ontario, Verbeek represented Canada at several international tournaments as a player, including medals at the 1994 (gold) and 1989 (silver) World Championship. He also appeared at the 1996 World Cup of Hockey and 1983 World Junior Championship.

Pat and his wife Dianne have five children, including one son, Kyle, and four daughters: Stephanie, Kendall, Haley and Georgeanne.



Scott Niedermayer

Special Advisor to Hockey Operations

Scott Niedermayer is in his fourth season as Special Advisor to Hockey Operations after being named to his current role Feb. 8, 2022. He rejoined the club after spending nine seasons in various roles within the club's hockey operations, including development coach (2015-19), assistant coach (2012-15) and team consultant (2010-12).


Niedermayer spent five seasons as a player with the Ducks from 2005-10, serving as the captain of the Stanley Cup championship team in 2007 when he won the Conn Smythe Trophy as playoff MVP. He scored 60-204-264 points in 371 regular-season games with Anaheim, and recorded 8-26-34 points in 56 playoff games. In 2006-07, he set the Ducks franchise record for most points (15-54-69) and assists by a defenseman in a single season.

In 18 NHL seasons with Anaheim and New Jersey, Niedermayer scored 172-568-740 points in 1,263 NHL games. He is a four-time Stanley Cup champion, winning one Cup with Anaheim (2007) and three with New Jersey (1995, 2000 and 2003). He is the 2004 James Norris Memorial Trophy winner, a three-time First Team All-Star (2004, 2006, 2007), six-time NHL All-Star (1998, 2001, 2004, 2007, 2008, 2009), and 1993 NHL All-Rookie Team member. His 13 regular-season overtime goals are the most by a defenseman in NHL history.

The first player in hockey history to have won a Stanley Cup, Olympic gold medal, World Championship, World Cup, Memorial Cup and World Junior Championship, Niedermayer is also the only player in hockey history to win four Stanley Cups and two Olympic gold medals.

Niedermayer helped lead Canada to gold medals at the 2002 and 2010 Olympic Winter Games, serving as captain in 2010. He won the 2004 World Championship, 2004 World Cup title and 1991 World Junior Championship. He also won the 1992 Memorial Cup with Kamloops of the Western Hockey League (WHL) and was named Memorial Cup MVP.

Niedermayer was inducted into the Hockey Hall of Fame on Nov. 11, 2013. His No. 27 was retired by the Ducks on Feb. 17, 2019 and also retired by the New Jersey Devils on Dec. 16, 2011. He became the eighth player in NHL history to have his number retired by two NHL teams.



Jeff Solomon

Vice President of Hockey Operations & Assistant General Manager

Jeff Solomon enters his fourth season as Vice President of Hockey Operations and Assistant General Manager of the Anaheim Ducks.

In his role, Solomon oversees strategic budget planning in relation to the NHL's Collective Bargaining Agreement (CBA) and the salary cap, player contract negotiations, salary arbitration case preparation and management, and player evaluation and analytics. Solomon was named Interim General Manager of the Ducks Nov. 16, 2021 and served until Pat Verbeek was hired as General Manager Feb. 3, 2022.

Solomon joined the Ducks May 24, 2021 after previously working for 35 years in the NHL as a team executive and player agent. He spent 15 years as a hockey operations executive with the Los Angeles Kings from 2006-21, most recently serving as Executive Vice President/Hockey Operations and Legal Affairs. Solomon was part of a pair of Stanley Cup championships with the Kings in 2012 and 2014. He was responsible for the negotiation of player contracts, development of strategic salary cap plans and management of all matters related to the CBA.

Prior to joining the Kings, Solomon spent 20 years as an NHLPA Certified Agent, representing players such as Chris Kunitz, Tony Granato, Bryan McCabe and Steve Sullivan. Solomon has extensive experience in player contracts and negotiations, including restricted and unrestricted free agents, salary arbitration and how they all relate to the NHL's CBA.

Solomon earned a Juris Doctorate from the University of San Diego School of Law in 1983 following a bachelor's degree in Business Administration from Rutgers University in 1980. Solomon previously practiced law in California, specializing in tax and estate planning while also working as an international tax specialist and financial consultant.

Solomon has two children: Lexy and Drew. He resides in Rancho Mission Viejo.



Mike Stapleton

Assistant General Manager

Mike Stapleton enters his first season as Assistant General Manager and 10th with the Ducks overall. Named to his new role May 14, 2024, Stapleton maintains extensive knowledge of all NHL personnel, and aides the hockey operations department in the procurement of players via free agency, trade and the NHL Draft.

Stapleton previously spent two seasons as Director of Player Personnel (2022-24) and seven as a professional scout (2015-22) with the club. He also worked with the Anaheim scouting department on a part-time basis and served as an assistant coach for the club's primary development affiliate in the American Hockey League in 2010-11 (Syracuse). Stapleton also served as Head Coach for Sault Ste. Marie of the Ontario Hockey League (OHL) from 2011-13.

Before joining the organization in 2010, Stapleton spent four seasons as an Assistant Coach and Associate Coach in the OHL with Sault Ste. Marie (2008-10) and Erie (2006-08).

Originally selected by Chicago in the seventh round (132nd overall) of the 1984 NHL Draft, Stapleton played 14 NHL seasons from 1986-2001 with seven different teams (Chicago, Pittsburgh, Edmonton, Winnipeg/Phoenix, Atlanta, NY Islanders and Vancouver). He appeared in 697 career NHL games, collecting 71-111-182 points with 342 PIM. Stapleton also skated in 34 career Stanley Cup Playoff games, recording one goal and 39 PIM.

Stapleton is the son of former NHL defenseman and 1972 Summit Series Team Canada member Pat Stapleton. Mike and his wife, Laura, have two sons: Luke and Nick.



Martin Madden

Assistant General Manager, Director of Amateur Scouting

Martin Madden enters his 17th season with the Ducks, his fifth as Assistant General Manager. He was named to his current role June 23, 2020 after spending the previous 12 seasons with the club as Director of Amateur Scouting (2008-20).

In his role, Madden oversees all of the club's scouting efforts (professional and amateur) and assumes an expanded role in a majority of hockey operations directives and initiatives. He continues to evaluate top prospects throughout North America and attends all major European junior tournaments. He also plays a key role in producing the final prospect list leading up to the NHL Draft.

A native of Quebec City, Madden spent three seasons as an amateur scout for Carolina (2005-08), winning the Stanley Cup with the Hurricanes in 2006. Prior to his time in Raleigh, he served as a scout for the New York Rangers for seven seasons from 1998-05. Madden received his first scouting position with the Halifax Mooseheads of the Quebec Major Junior Hockey League in 1997-98 while completing his MBA in Finance at HEC Montreal.

Madden played hockey as a youth until Midget AAA. He walked on as a freshman for the McGill University hockey team but stopped playing to concentrate on his studies, completing a degree in engineering.

Madden currently resides in Quebec City with his girlfriend, Catherine, and their child, Alex (7). He racks up countless kilometers cycling around different areas of the province and is also passionate about golf, tennis, NFL football, wine and music.



Tony Hrkac

Director of Pro Scouting

Tony Hrkac is in his first season with the Ducks as Director of Pro Scouting in 2024-25. Hrkac joins the Anaheim organization after spending the past nine seasons as a Professional Scout with the Tampa Bay Lightning, winning Stanley Cups in 2020 and 2021, and helping the club to two additional Stanley Cup Finals appearances (2015 and 2022).

Prior to his stint with Tampa Bay, Hrkac spent one season as an Assistant Coach with the Madison Capitals of the United States Hockey League (2014-15) and five seasons as Head Coach of Concordia University Wisconsin from 2007-12 (NCAA Division III).

As a player, Hrkac won championships at every level of hockey, including the Stanley Cup with the Dallas Stars in 1999, a Calder Cup (AHL) with Milwaukee in 2004 and an NCAA title at North Dakota in 1987. Selected by St. Louis in the second round (32nd overall) of the 1984 NHL Draft, Hrkac's NHL career spanned 13 seasons, scoring 132-239-371 points in 758 games with Anaheim, Atlanta, Dallas, Edmonton, New York Islanders, Quebec, San Jose, St. Louis. His AHL career spanned six seasons, scoring 50-84-144 points in 197 games in addition to 49 points in 53 career postseason games (17-32-49). His No. 26 was retired by Milwaukee March 14, 2008 after two stints with the organization, serving as the club's captain in 1996-97 and 2004-05.

Hrkac won the Hobey Baker Award as the NCAA's top collegiate player in 1986-87, recording 46-70-116 points in 48 games at North Dakota and still holds the NCAA record for points in a single season. He was also named the International Hockey League (IHL) Most Valuable Player in 1992-93 with Indianapolis after leading the league in scoring (45-87-132).

A native of Thunder Bay, Ontario, Hrkac and his wife, Kathy, have two daughters: Allison and Courtney. The family resides in INSERT.



Jim Johnson

Director of Player Development

Jim Johnson enters his third season as Director of Player Development for the Anaheim Ducks. In his role, Johnson prepares and educates Anaheim prospects on succeeding in professional hockey.

Johnson has spent 24 seasons in the NHL, 11 as a coach and 13 as a player. He served as an assistant coach for numerous NHL clubs, including the Phoenix Coyotes (1999-00), Tampa Bay Lightning (2008-10), Washington Capitals (2011-12), San Jose Sharks (2012-15), Edmonton Oilers (2015-18) and St. Louis Blues (2020-21). He also spent time in amateur hockey, including an assistant coach for Team USA at three World Junior Championships while also serving in the same capacity at the United States National Team Development Program from 1999-02.

Signed as a free agent defenseman by the Pittsburgh Penguins in 1985, Johnson appeared in 829 career games with the Penguins, Minnesota North Stars/Dallas Stars, Washington and Phoenix, recording 29-166-195 points and 1,197 penalty minutes. He also earned 1-11-12 points in 51 Stanley Cup Playoff games in six postseason appearances. He also represented Team USA at the 1992 Canada Cup and four World Championships (1985, 1986, 1987, 1990).

A native of New Hope, Minn., Johnson played four seasons at the University of Minnesota-Duluth (1981-85), earning 13-70-83 points and 402 PIM in 174 NCAA games. He captained the Bulldogs in 1983-84 while helping the team to consecutive WCHA championships in 1984 and 1985.

Johnson and his wife, Jody reside in East Gull Lake, Minn. The family has two children: Derik and Mia. Derik has been apart of the Los Angeles Kings organization for the last six seasons (2018-present), spending five season as a video coach and part of last season as assistant coach.



Sudarshan Maharaj

Director of Goaltending

Sudarshan “Sudsie” Maharaj (Sud-DARE-shun MAH-ha-raj) was promoted to Director of Goaltending July 10, 2024. In his new role, he oversees all aspects of the organization’s goaltending, including coaching, development and scouting. Ducks Goaltending Coach Peter Budaj and San Diego Gulls Goaltending Coach Jeff Glass both report to Maharaj while supporting the club’s goaltending objectives.

Diagnosed with pancreatic cancer in 2023, Maharaj is now cancer-free after a very low chance of survival. He faced long odds undergoing major surgery removing his entire gallbladder, parts of his small intestines, pancreas and stomach, with 11 rounds of chemotherapy and numerous other challenges throughout his courageous fight.

Maharaj is in his 12th season with the organization, spending the prior seven seasons as goaltending coach. Under his leadership, the Ducks established a franchise-record with a .923 SV%, which co-led all NHL teams in 2017-18. In addition, both Ryan Miller (.928) and John Gibson (.926) surpassed the individual single-season franchise record for SV% (.924, Jonas Hiller in 2010-11, Gibson in 2016-17).

Maharaj joined the Ducks organization prior to the 2013-14 season in a consultant role focused on the club’s AHL affiliate in Norfolk, Va. Maharaj continued in the role throughout the team’s transition to San Diego for the 2015-16 season, where he helped Gulls goaltenders to a 39-23-8 record, 2.87 GAA, .906 SV% and a berth in the Calder Cup Playoffs.

A native of Port of Spain, Trinidad and Tobago, Maharaj spent eight seasons with the New York Islanders from 2003-06 (goaltending coach) and 2009-12 (goaltending consultant). He also helped develop the National Goaltending Development Program for Hockey Canada (2005-07) and served as goaltending consultant for the Korean national hockey team in preparation for the 2018 Olympic Winter Games.

Raised in Toronto from the age of six, Maharaj was a member of the 1984-85 National Hockey Championship York University team and played six seasons of pro hockey in Sweden.

Sudarshan and his wife, Yvonne, have two daughters, Alexandra (22) and Katherine (19).



Chris Kenyon

Senior Vice President, Ticketing Strategy & Analytics

Chris Kenyon is in his fifth season with the Anaheim Ducks in an executive management role, his first as Senior Vice President, Ticketing Strategy & Analytics.

Kenyon joined the Ducks in 2012 and most recently served as Director of Ticket Sales from 2017-20, while previously holding managerial positions in new business development and retention, and group and inside sales.

Throughout his tenure with the Ducks, Kenyon has implemented exclusive mobile ticketing, developed dynamic pricing models, designated season ticket holders as the Orange Alliance while enhancing benefits to the membership, and created the Terrace Saver Program, which was rated the No. 1 most valued season seat in the NHL. He also launched a corporate hospitality department to host and entertain corporate events at Honda Center.

Kenyon spent two seasons with the Oakland Raiders (2010-12) as Premium Sales Manager and also served as Manager of Professional Services for Aerotek for three years.

A native of San Diego, Kenyon earned a bachelor's degree in political science at Point Loma Nazarene University.

Chris and his wife, Terri, have three children: Sydney, Riley and Reese. The family resides in Rancho Santa Margarita.



Merit Tully

Senior Vice President & Chief Marketing Officer

Merit Tully is in his 25th year with the Anaheim Ducks, his first as Chief Marketing Officer. Named to his current position in August 2024 after spending the prior four years as Vice President of Marketing, Tully oversees business intelligence, broadcasting, communications, community relations, entertainment, fan development, marketing, merchandising, publications/digital content and social networking. Tully provides oversight of the club's broadcast agreements, and led the team's creation of Ducks Stream, a 24/7 audio network with the most comprehensive team-focused coverage in the NHL.

Tully was instrumental in the hockey club's 2024 brand evolution with the club's new logo, home and away jerseys in collaboration with ownership, the NHL and Fanatics. He also led the business' efforts to unveil and launch the refreshed identity.

Under his leadership, the Ducks were named by the NHL as the winner of the 2024 Stanley Award for the league's Marketing Campaign of the Year as part of the club's Vans Campaign which released three branded shoes in collaboration with the shoe company founded in Anaheim, California. The award recognizes achievements, innovation, creativity and results across NHL clubs via a program intended to promote the club's brand and/or a related product, service or business initiative.

He helped spearhead the organization's efforts to bring the U.S. Women's National Team to Honda Center for a Rivalry Series game vs. Canada in 2020. Through the club's efforts, the contest set an all-time attendance record for the Women's National Team in a game on U.S. soil.

Tully previously spent three seasons as the Ducks' Director of Marketing and Brand Management, overseeing all team marketing elements, premium sales marketing, graphic design and fan development, including S.C.O.R.E. (Scholastic Curriculum of Recreation and Education), the club's education-based youth hockey program which has reached more 400,000 school children since 2005.

Tully served as the Director of Media and Communications for Honda Center from 2007-16, acting as the primary liaison between the arena and media for all non-hockey events. He coordinated several major announcements for the arena, including facility upgrades such as the Shock Top Terrace (now Brewery X Biergarten), the most extensive upgrade in venue history.

He joined the Ducks in 2000 as a Communications Manager, helping enhance the overall image of the hockey club and assisting in the club's public relations efforts through three lengthy playoff runs, as the team won the Stanley Cup in 2007 and advanced to the Stanley Cup Finals in 2003 and Western Conference Finals in 2006.

A graduate from Fresno State with a degree in Communications & Advertising, Tully began his career as a Publications and Media Coordinator for the Arizona Coyotes in 1999. He serves on the Anaheim Transportation Network Board.

Merit and his wife, Heidi, have a daughter, Payton, and son Cullen. The family resides in Mission Viejo.



Greg Cronin

Head Coach

Greg Cronin enters his second season as Head Coach of the Anaheim Ducks in 2024-25 following his first season as an NHL head coach last season. Cronin has 37 years of coaching and player development experience, including 12 years as an NHL assistant coach, and roles in the American Hockey League (AHL), NCAA and at USA Hockey.

Hired to his post June 5, 2023, Cronin joined Anaheim after spending five seasons as the head coach of the Colorado Eagles, the Colorado Avalanche's primary development affiliate in the AHL. He led the Eagles to a 164-104-30 record (.601%) and also guided the club to Calder Cup Playoff appearances in four of his five seasons, going 12-10 in the postseason (.545%). As a head coach in the AHL with Colorado (2018-23) and Bridgeport (2003-05), Cronin led his teams to a 242-165-51 record in 458 games (.584%).

Prior to his role with Colorado, Cronin spent seven straight seasons as a coach in the NHL. He spent four seasons with the New York Islanders, three seasons as assistant coach (2014-17) and one as associate coach in 2017-18. He also served as an assistant coach with the Toronto Maple Leafs from 2011-14, helping the club to its first playoff appearance in nine seasons in 2013.

Cronin's first stint with the Islanders organization spanned seven seasons, including two as head coach of the Bridgeport Sound Tigers (2002-05), the Islanders' primary development affiliate in the AHL, and five seasons as Assistant Coach from 1998-03. He also served as the club's Director of Player Development from 2002-05.

Cronin spent six seasons as the Head Coach of Northeastern University from 2005-11. He was named the Hockey East's Coach of the Year in 2009 after guiding the team to a 25-12-4 record and the school's first NCAA tournament appearance in 15 years. He was an Assistant Coach at the University of Maine from 1988-90 and 1993-95, while he served as interim head coach from December 1995 to December 1996. He was also an assistant coach at Colorado College (1990-93) where he helped the Tigers reach the WCHA Tournament final in 1992 for the first time in 14 years.

A co-founder of the United States National Development Program (USNTDP), Cronin spent the inaugural season of the program as Director of Player Development in 1996-97 and served as Head Coach in 1997-98. Cronin assisted in developing players from the inaugural USNTDP team to be selected in the NHL Draft, including the first overall selection in 2000, Rick DiPietro. Additional top drafted players include Ron Hainsey (13th overall in 2000), Jordan Leopold (second round in 1999), Brad Winchester (second round in 2000) and John Michael-Liles (fifth round in 2000).

Cronin played four seasons of collegiate hockey at Colby College from 1982-86, helping the team to ECAC Division II Final Four appearances in 1983 and 1984, while he received the Most Improved Player Award in 1984 and the Coach's Award in 1986. He began his coaching career at his alma mater in 1987-88. He earned a master's degree in business at the University of Maine in 1990 while serving as a graduate assistant for the hockey program.

The Arlington, Mass. native served as an assistant coach for Team USA at three World Championships (1997, 2011 and 2012). He was also an assistant coach at back-to-back World Junior Championships in 1997 and 1998, helping the U.S. to a silver medal in 1997.

GREG CRONIN'S HEAD COACHING RECORD

Season	Team	League	REGULAR SEASON					%	PLAYOFFS			
			GP	W	L	OT	PTS		GP	W	L	%
1995-96	Univ. of Maine	NCAA	19	12	6	1	25	.658	-	-	-	-
1996-97	Univ. of Maine	NCAA	16	8	7	1	17	.531	-	-	-	-
1997-98	USNTDP	NAHL	56	25	29	2	52	.464	-	-	-	-
2003-04	Bridgeport	AHL	80	41	23	16	98	.613	7	3	4	.429
2004-05	Bridgeport	AHL	80	37	38	5	79	.494	-	-	-	-
2005-06	Northeastern	NCAA	34	3	27	7	13	.191	-	-	-	-
2006-07	Northeastern	NCAA	36	13	18	5	31	.431	-	-	-	-
2007-08	Northeastern	NCAA	37	16	18	3	35	.473	-	-	-	-
2008-09	Northeastern	NCAA	41	25	12	4	54	.659	-	-	-	-
2009-10	Northeastern	NCAA	34	16	16	2	34	.500	-	-	-	-
2010-11	Northeastern	NCAA	38	14	16	8	36	.474	-	-	-	-
2018-19	Colorado	AHL	68	36	27	5	77	.566	4	1	3	.250
2019-20	Colorado	AHL	56	34	18	4	72	.643	-	-	-	-
2020-21	Colorado	AHL	34	15	15	4	34	.500	2	1	1	.500
2021-22	Colorado	AHL	68	39	22	7	85	.625	9	6	3	.667
2022-23	Colorado	AHL	72	40	22	10	90	.625	7	4	3	.571
2023-24	ANAHEIM	NHL	82	27	50	5	59	.360	-	-	-	-
NHL Totals			82	27	50	5	59	.360	-	-	-	-
AHL Totals			458	242	165	37	535	.584	29	15	14	.517
NCAA Totals			255	107	120	31	245	.480	-	-	-	-



Brent Thompson

Assistant Coach

Brent Thompson is in his second season as assistant coach of the Anaheim Ducks. He brings nearly 20 years of coaching experience, most recently serving as the head coach of the Bridgeport Islanders of the American Hockey League (AHL) the prior nine consecutive seasons. He was also the head coach in Bridgeport in 2011-12 (10 total seasons). As the head coach of the New York Islanders' primary development affiliate, he led Bridgeport to a franchise record 328 wins (328-286-73) in 687 AHL games behind the bench. In 2022-23, Bridgeport went 34-30-8 while he led the club to a division championship in 2011-12. Thompson also served as the New York Islanders' assistant coach in 2012-13 and 2013-14.

Under his leadership in Bridgeport, Thompson helped current NHL players develop in Bridgeport prior to their NHL careers, including Ryan Strome, Casey Cizikas, Calvin de Haan, Scott Mayfield, Adam Pelech, Ryan Pulock, Devon Toews, Carter Verhaeghe and Oliver Wahlstrom.

He spent two seasons as the head coach of the Alaska Aces (ECHL) from 2009-11, compiling an 83-50-11 record. He led the Aces to a Kelly Cup championship in 2011 and was named ECHL Coach of the Year (John Brophy Award) following a league-best 47-22-3 record in the regular season. Thompson began his coaching career as a player/coach with the CHL's Colorado Eagles (2003-04) and served as an assistant coach with the AHL's Peoria Rivermen from 2005-09.

Selected by Los Angeles in the second round (39th overall) of the 1989 NHL Draft, Thompson had a 15-year playing career as a defenseman where he played in 919 professional games, including 121 NHL contests with Los Angeles (1991-94) and Winnipeg (1994-97). He served as a captain for three AHL clubs, including Providence, Hershey and Louisville.

A native of Calgary, Alberta, Brent and his wife Kimberly have two sons who currently play for NHL clubs, Tage (Buffalo) and Tyce (New Jersey).



Tim Army

Assistant Coach

Tim Army is in his second stint as an Assistant Coach with the Anaheim Ducks, named to his current role July 10, 2024. Army has more than 35 years of coaching experience, including 15 as an Assistant Coach in the NHL and 14 as a Head Coach in the AHL and NCAA. Army served as an Assistant Coach with Anaheim for the club's first four seasons from 1993-97, in addition to the same role in Washington (1997-02) and Colorado (2011-17).

The Providence, R.I. native has amassed a 256-204-97 record in 557 games in two stints as a Head Coach in the AHL. Army spent five seasons as the Head Coach of the Iowa Wild (AHL) from 2018-23, leading the team to a 157-115-45 record in 317 games. He helped the club to two postseason appearances in the three seasons where the AHL conducted the Calder Cup Playoffs (2019 and 2020 playoffs not held due to the COVID-19 pandemic). Army also served as Head Coach with the Portland Pirates of the AHL from 2002-05, leading the club to a 99-89-52 record in 240 games and reaching the playoffs in two of his three seasons.

Army served as an Assistant Coach with Wilkes-Barre/Scranton of the AHL in 2017-18 between his stints with the Avalanche and Wild. Army spent six seasons as Head Coach of his alma mater Providence College from 2005-11. His first coaching position was an Assistant Coach at Providence College (1987-1993) after playing one year of professional hockey in 1985-86.

Internationally, Army was an Assistant Coach with Team USA at three World Championships (1994, 1996 and 2013) and the 2004 World Cup, and served as Head Coach at the 2011 Ivan Hlinka Memorial. He was Associate Coach for China during their 2026 Olympic qualifying in 2023-24.

Selected by Colorado in the ninth round (171st overall) of the 1981 NHL Draft, Army played hockey at Providence College for four years, captaining the club to the Friars' first Hockey East championship and the 1985 NCAA Finals. He scored 71-107-178 points in 151 career NCAA games in four seasons, completing his senior season as a Hobey Baker Award finalist and being named to the All-Hockey East First Team and an ACHA East First Team All-American. He was inducted to the Providence Hall of Fame in 1997.



Richard Clune

Assistant Coach

Richard Clune is in his first season as an Assistant Coach with the Anaheim Ducks in 2024-25. Clune joins the Ducks following two seasons with the Toronto Maple Leafs in various coaching roles, beginning his post-playing career as a Player Development Coach in 2022 and joining the Toronto Marlies of the American Hockey League (AHL) as Assistant Coach Nov. 29, 2023.

In his first season behind the bench with the Marlies after joining partway through the 2023-24 campaign, Clune helped the Marlies to a Calder Cup Playoffs berth. The Marlies posted a 26-21-8 record after he joined as an Assistant Coach, while improving the power play dramatically from 13.0% (10-77) when he arrived to 21.9% (43-196) the remaining 55 games.

As a player, Clune helped the Toronto Marlies to a Calder Cup championship in 2018 while finishing his playing career as the club's captain in 2020-21 and 2021-22. He also served as alternate captain in each of his previous five seasons with the club.

Originally selected by the Dallas Stars in the third round (71st overall) of the 2005 NHL Draft, Clune scored 7-15-22 points with 327 penalty minutes (PIM) in 139 career NHL games with Los Angeles, Nashville and Toronto. The Toronto, Ontario native also appeared in 593 career AHL contests with Toronto, Milwaukee, Manchester and Iowa, earning 57-94=151 points and 1,607 PIM.



Peter Budaj

Goaltending Coach

Peter Budaj is in his first season as the Anaheim Ducks Goaltending Coach. Budaj joined Anaheim following two-plus seasons as Goaltending Coach for the Colorado Eagles, the Colorado Avalanche's primary development affiliate in the American Hockey League (AHL). Budaj joined the Eagles midway through the 2021-22 season.

Budaj was selected by Colorado in the second round (63rd overall) of the 2001 NHL Draft, compiling a 17-year professional career and 368 NHL games with the Avalanche, Montreal Canadiens, Los Angeles Kings and Tampa Bay Lightning. He posted a 158-132-40 record in the NHL, posting 18 shutouts, a 2.70 goals-against average (GAA) and .904 save percentage (SV%).

A native of Banska Bystrica, Slovakia, Budaj also appeared in 241 career AHL contests, posting a 105-90-34 record with the Hershey Bears, St. John's IceCaps, Syracuse Crunch and Ontario Reign. He was named the AHL's Best Goaltender in 2015-16 season, leading the league in wins (42-14-5), GAA (1.75), SV% (.932) and shutouts (9). Internationally, Budaj represented Slovakia at three Winter Olympics (2006, 2010, 2014) while appearing in two World Championships (2008, 2010), two World Junior Championships (2001, 2002) and the 2000 U-18 World Championship.



Austin Violette

Video Coordinator

2020-21).

Violette joined the organization after serving as Video Coach/Assistant Coach for the Maine Mariners of the ECHL in 2018-19. A native of Gorham, Maine, Violette helped the Mariners to a 37-32-3 record in his first season in a hockey operations role.

Austin now resides in Orange County.

HOCKEY CLUB OPERATIONS



Ryan Lichtenfels

Director, Hockey Analytics



Joe Piscotty

Hockey Operations Analyst



Connor Jung

Player Data Analyst



Paul Piggott

Data Engineer



David Schenker

Director, Team Services



Chase Flanigan

Manager, Hockey Operations



Marci Duarte

Hockey Operations Executive Assistant



Julien Tremblay

NHL Player Development

Julien Tremblay is in his second season with the Anaheim Ducks, his first in NHL Player Development. Tremblay joined Anaheim last season as Player Development Assistant, assisting Director of Player Development Jim Johnson with preparing and educating Anaheim's prospects for a career in professional hockey. Tremblay served two seasons as a skills coach for the Shawinigan Cataractes of the QMJHL from 2021-23. He helped the club to the Memorial Cup in 2021-22. He also served as assistant coach for minor hockey teams in Quebec from 2019-23.

During his playing career, Tremblay recorded 24-25-49 points in 135 QMJHL games with the Moncton Wildcats, Acadie-Bathurst Titan, Drummondville Voltigeurs and Bale-Comeau Drakkar from 2008-11. He also tallied 29-30-50 points in 26 professional games with the Courbevoie of France's second division in 2012-13 and 29-21-50 points in 46 games with the Chamonix of the Ligue Magnus from 2013-15.



Bret Hedican

Player Development Analyst, San Diego Gulls

Bret Hedican is in his first season as Player Development Analyst with the San Diego Gulls. In his role, he works directly with the San Diego Gulls coaching staff and players to assist in prospect and player development, focused on the organization's player advancement and pathway for a career in the NHL.

Hedican retired from a 17-year NHL career in September 2009 and spent the past 15 seasons as broadcaster with the San Jose Sharks, most recently as the club's Color Analyst for their local television broadcasts. Before joining the Sharks broadcast team full-time in 2014, he spent five seasons as a pre-game post-game analyst for NBC Sports California's coverage (2009-14). He provided radio color commentary for Westwood One's coverage of men's and women's hockey at the 2014 Winter Olympics in Sochi.

Hedican appeared in 1,039 career NHL games from 1991-2009, recording 55-239-294 points with 893 penalty minutes (PIM) with Anaheim, St. Louis, Vancouver, Florida and Carolina. Originally a 10th round selection (198th overall) by the Blues in the 1988 NHL Draft, Hedican spent the final year of his NHL career with the Ducks in 2008-09, tallying 1-5-6 points in 51 games. He helped the Hurricanes win the Stanley Cup in 2006 as part of three trips to the Stanley Cup Finals (also 1992 and 2002), posting 2-9-11 points, 42 PIM and a +6 rating in 25 playoff games. Hedican appeared in 108 career Stanley Cup Playoff games, earning 4-22-26 points, 108 PIM and a +10 rating.

A St. Paul, Minn. native, Hedican attended St. Cloud State University from 1988-91, earning WCHA First All-Star Team honors in 1990-91 after recording an NCAA career-high in points (19-30-49), goals, assists, PIM (52) and games played (41). He also represented the United States in two Olympic Games (1992, 2006) and three World Championships (1997, 1999, 2001). Hedican helped Team USA to a gold medal at the 2013 Women's World Championship serving as video coach.

Bret and his wife, Kristi Yamaguchi, have two children: daughters Keara and Emma. The couple met at the 1992 Olympic Winter Games in Albertville, France when both were members of the U.S. Olympic team. Kristi earned gold in the 1992 Ladies' singles and is a two-time World Champion gold medalist.



Mikko Jokela

Professional Scout

Mikko Jokela is in his eighth season as a Professional Scout with the Anaheim Ducks. Jokela began his scouting career with Anaheim in 2017-18 after 20 seasons as a player in both Europe and North America. Selected by New Jersey in the fourth round (96th overall) of the 1998 NHL Draft, Jokela made his NHL debut with the Vancouver Canucks Feb. 18, 2003 at Detroit. He also collected 21-41=62 points in 210 career AHL games with Manitoba (2002-04) and Albany (2001-03).

A native of Lappeenranta, Finland, Jokela earned 48-104=152 points in 659 career Finnish Elite League contests from 1997-17, while spending a year in the KHL (2009-10) and SHL (2010-11). He represented Team Finland in several international tournaments throughout his career, including the 2008 World Championship, and the 2000 and 1999 World Junior Championships. Jokela retired from professional hockey following the 2016-17 season with Kookoo of the Finnish Elite League.

Jokela resides in Helsinki with his wife, Senja, and son, Väinö (11).



Ryan Rezmierski

Professional Scout

Ryan Rezmierski is in his third season as a Professional Scout with the Anaheim Ducks. He joined the Ducks in 2022 after spending three seasons as Detroit's Chief Amateur Scout. He also served as an Amateur Scout with Nashville from 2011-19.

Prior to his 11 seasons in the NHL in amateur scouting, Rezmierski spent seven seasons with USA Hockey as the Director of Player Personnel for the National Team Development Program. He was responsible for the identification, evaluation and recruitment of prospective players for the NTDP U-17 and U-18 teams. During his tenure, the U.S. Men's National Under-18 team won four gold medals (seven medals overall) at the IIHF U-18 World Championship. Eighteen players Rezmierski helped bring to the USNTDP were selected in the first round of the NHL Draft.

He began his career as Video Coach at the University of Michigan (2000-03) while serving as an Assistant General Manager and Assistant Coach with Danville of the United States Hockey League (2003-04).

Rezmierski earned a bachelor's degree in Sports Management at the University of Michigan. He resides in Detroit, Michigan.



Steven MacIver

Professional Scout

Steven MacIver enters his second season with the Ducks as a Professional Scout in 2024-25.

Prior to joining the Ducks, MacIver spent three seasons (2017-20) with St. Olaf College of the NCAA (Division III). The Duluth, Minn. native also spent two seasons with the Topeka Capitals (2014-15) and Atlanta Capitals (2015-16) of the NA3HL, recording 11-41=52 points in 94 games.

His father, Norm, is the Associate General Manager for the Chicago Blackhawks, directly overseeing the entire scouting operation for the club. Norm was the Assistant General Manager for the Blackhawks for eight seasons, while also serving in various roles beginning in 2006. He helped the team win the Stanley Cup in 2010, 2013 and 2015.



Kent Huskins

Professional Scout

Kent Huskins is in his first year as a Professional Scout with the Anaheim Ducks in 2024-25.

Huskins helped the Ducks win the Stanley Cup in 2007, with the former defenseman recording one assist with a +4 rating in 21 postseason games. Over his seven-year NHL career, he scored 13-55-68 points with a +46 rating in 318 career NHL games with Anaheim, San Jose, St. Louis, Detroit and Philadelphia from 2006-13. As a member of the Ducks, he scored 6-22-28 points in 142 games from 2006-09.

The Almonte, Ontario native also appeared in 525 career American Hockey League games, earning 140 points (34-106-140) with a +40 rating. He spent four seasons at Clarkson University (ECAC) from 1997-01, earning 15-63-78 points in 135 NCAA games while serving as the club's captain his senior season. He was named a finalist for the Hobey Baker Award and the ECAC Best Defenseman in 2000-01, while he helped Clarkson to an ECAC championship in 1998-99.

Kent and his wife, Bri, own and operate Huskins Coffee Company, with the company opening its doors in July 2018. Two locations are currently open in Newport Beach and Santa Ana.



Bruce Franklin

Director of Player Evaluation

Bruce Franklin is in the midst of his ninth season with the Ducks as Director of Player Evaluation, joining the club in 2016. Franklin previously spent 23 years with the Chicago Blackhawks, serving as the club's chief amateur scout for his final six seasons from 2010-16. The Winnipeg native has 40 years of scouting experience at both the NHL and Western Hockey League (WHL) levels.

Prior to joining the Blackhawks organization, Franklin spent 12 seasons scouting in the WHL. He was part of two Memorial Cup championships: one as a scout with the Prince Albert Raiders (1985) and the other as director of player personnel with the Swift Current Broncos (1989). He also worked as a part-time scout with the Montreal Canadiens from 1986-92.

Franklin resides in Regina, Saskatchewan, with his wife, Sherie, and their two daughters, Breanna and Sarah.



Kevin Murray

Amateur Scout

Kevin Murray is in his 17th season with the Ducks as an Amateur Scout. Since joining the club during the 2008-09 season, Murray's role has expanded to encompass all USA amateur leagues, which include the high school, junior and collegiate levels.

Prior to joining the Ducks, Murray coached at both the Bantam Major AA and AAA levels in the Chicago area for two years. He played junior hockey with the Chicago Freeze and Danville Wings of the North American Hockey League before moving to Quinnipiac University, where he played one year of Division 1 college hockey. He also played two years of club hockey with University of Miami (Ohio) as part of the American Club Hockey Association.

A native of Chicago, Ill., Murray received a bachelor's degree in history from the University of Miami (Ohio) in 2003 and a master's in education from DePaul University in 2005. He taught two years of special education and three years of seventh-grade math, both within the Chicago public school system.

Kevin and his family reside just outside of Chicago in Arlington Heights, Ill. He and his wife, Katherine, have three children, Mikayla (17), Aisley (13) and Kaden (8).



Jim Sandlak

Amateur Scout

Jim Sandlak is in his 17th season with the Ducks as an Amateur Scout. His main responsibilities include scouting the Ontario Hockey League, Quebec Major Junior Hockey League and USA Hockey's Under-18 national team development program.

A veteran of 703 NHL games, Sandlak spent 11 seasons with the Vancouver Canucks and Hartford Whalers. He collected 110-119-229 career NHL points while also appearing in 33 Stanley Cup Playoff contests. Sandlak also won a gold medal with Team Canada at the 1985 World Juniors before winning silver as team captain the following year. After his playing career, Sandlak worked in the grocery industry, owned his own construction company and most recently served as an assistant coach for the Sarnia Sting (OHL) in 2007-08.

Jim and his wife, Susan, have two sons, Patrick (32) and Carter (30). Patrick serves as director of sales for Info-Tech in London, Ontario. Carter is a referee at the NHL and AHL levels after playing four professional seasons. The family vacations at their Northern Ontario cottage during the summer, enjoying recreational activities such as boating and fishing.



Stéphane Pilotte

Amateur Scout

Stéphane Pilotte is in his 11th year as a full-time Amateur Scout with the Ducks. Pilotte previously worked with Anaheim's scouting department on a part-time basis and is responsible for amateur scouting in the Eastern Canada region.

Prior to joining the Ducks, Pilotte served as assistant general manager of the Blainville-Boisbriand Armada (2011-14), Montreal Juniors (2008-11) and Gatineau Olympiques (2007-08) in the Quebec Major Junior Hockey League (QMJHL). He also served as general manager of the Val-d'Or Foreurs (QMJHL) from 1999-07. Before Val-d'Or, Pilotte was the chief scout and assistant general manager of the Shawinigan Cataractes from 1992-99. He also worked as a part-time scout with the Chicago Blackhawks from 1994-98. Pilotte's first scouting assignment was with the Drummondville Voltigeurs from 1989-91.

Stéphane and his wife, Nathalie, have a daughter, Catherine (31), and son, Etienne (27). The family resides in Montreal.



Steve Lyons

Amateur Scout

Steve Lyons is in his 14th season scouting with the Ducks, his 38th year as an NHL scout. He is responsible for amateur scouting across the United States and concentrates on the NCAA, junior and high school levels.

Lyons began his scouting career with Chicago (1986-98), serving as the club's U.S. scout. From 1998-03, he spent five years with Colorado covering North America and Europe while serving as an amateur scout for the 2001 Stanley Cup championship team. Lyons was also a member of the Phoenix scouting department from 2003-11 and served as the assistant director of amateur scouting from 2008-11.

Lyons played professionally in both the Atlantic Coast Hockey League (Mohawk Valley - Virginia) and the IHL (Indianapolis). The Canton, MA native was the first high school player selected in Boston franchise history when he was picked in the sixth round (123rd overall) of the 1980 NHL Draft. From 1980-83, Lyons had 127 points in 101 ECAC games with the University of New Hampshire while making two NCAA appearances.

Steve and his wife, Debbie, reside in Easton, Mass. and have three children (Kevin, Greg and Kelly) and four grandchildren (Brooke, Kendall, Hadley, Ryan).



Gabriella Switaj

Amateur Scout

Gabriella Switaj is in the midst of her sixth season as an Amateur Scout with the Anaheim Ducks. Switaj joined the Ducks in 2019, splitting time as a scout and as a team services analyst. Following one season with USA Hockey as the ninth recipient of the Brendan Burke Internship in July of 2018. She was responsible for working within the Hockey Operations Department at USA Hockey's National Team Development Program (NTDP) in Plymouth, Mich., assisting in all aspects of hockey operations with the NTDP, which includes both the U.S. National Under-17 and U.S. National Under-18 Teams, international events and player development camps.

Switaj also served as a Fan Development Intern with the Columbus Blue Jackets, an Operations Intern at the United States Olympic and Paralympic Committee, and as a clinic instructor and evaluator for USA Hockey.

A native of Kent, Ohio, Switaj played four seasons at Boston College (Hockey East) from 2014-18, compiling a 9-0-0 record with one shutout, a 1.26 GAA and .931 SV% in 15.



Alex Gellert

Amateur Scout

Alex Gellert enters his second season with the Ducks as an Amateur Scout in 2024-25.

Prior to joining the Ducks, Gellert spent four seasons (2017-21) as a player with Asiago of the AlpsHL. In 144 games Gellert tallied 56-113-155 points and 7-15-22 points in 29 career playoff game appearances. He also represented Asiago in the Italian Hockey League - Serie A where he recorded 2-3-5 points in 16 games spanning four seasons while helping the club to two Italian Championships. During his professional career, Gellert also spent time with HC Bolzano of the EBEL (1-6-7 points in 51 games), Cortina of Italy (29-51-80 points in 82 games) and Milano Rossoblu of Italy (14-17-31 in 41 games).

Gellert earned a bachelor's degree in Business, Management, Marketing and Related Support Services from the University of Alaska Anchorage where he spent four seasons playing in the NCAA, tallying 12-28-40 points in 132 games.



Patrick Rissmiller

Collegiate Scout

Patrick Rissmiller enters his third season as a Collegiate Scout with the Ducks in 2024-25. He spent the prior seven seasons (2015-22) as a development coach with the New Jersey Devils.

Rissmiller had a 13-season professional playing career, including 192 NHL games with San Jose, NY Rangers, Atlanta and Florida from 2003-11, recording 18-28=46 points and 60 penalty minutes (PIM). He also earned 3-4=7 points in 30 Stanley Cup Playoff contests. In 554 career AHL games with Cleveland, Hartford, Grand Rapids, Chicago, Lake Erie, Rochester and Worcester, Rissmiller scored 128-239=367 points. He was an AHL All-Star in both 2005-06 and 2009-10.

He completed his career with Ritten Renon (Italy) from 2013-15, winning a league championship in 2013-14 as well as consecutive Italian Cup Championships. He also played four seasons at Holy Cross, recording 53-90=143 points in 131 career NCAA games.

A native of Belmont, Mass., Patrick and his wife, Michelle, have two children: daughter, Eleanor, and son, Nolan.



Peter Ward

Collegiate Scout

Peter Ward is in his third season as a Collegiate Scout with the Anaheim Ducks after joining the club in 2022. Prior to his time with Anaheim he spent one season as a senior advisor to the Michigan State University coaching staff in 2021-22.

Ward previously spent three seasons as the Head U.S. Amateur Scout for the Vegas Golden Knights (2016-19). He worked for USA Hockey for eight seasons, five as Director of Player Personnel from 2011-16 and three as Assistant Director of Player Personnel (2008-11). During his tenure with USA Hockey, Ward helped the U.S. National Team Development Program capture six gold medals at the U-18 World Championship.

He also served as the U.S. Director of Central Scouting for the Quebec Major Junior Hockey League from 2005-08. Peter, his wife Ashley, and their son Triston, live in Ypsilanti, Mich. with their dog Pat.



Jan-Åke Danielson

Head European Scout

Jan-Åke Danielson has been a member of the Ducks scouting staff for 27 seasons and is in his 11th season as Head European Scout. He is primarily responsible for scouting amateur prospects in Europe.

Prior to joining the Anaheim organization, Danielson worked as a full-time coach in Sweden from 1987-98. During that time, he coached Sweden's World Jr. Championship team five times, winning silver three times and bronze once. In addition, he was also a part-time scout for the Florida Panthers for three years before joining the Ducks organization.

Danielson played five years in the Swedish Elite League prior to attending the University of Wisconsin, where he was a member of the school's 1983 National Championship team. He graduated from Wisconsin in 1986 with a degree in Physical Education and enjoys spending at least part of his summer vacation in the United States.

Danielson resides in Gothenburg, Sweden with his wife, Regina, who is Senior Vice President and Head of Research and Early Development for Cardiorenal and metabolic diseases at AstraZeneca R&D. The couple has two daughters: Gabriella (30) and Cecilia (26).



Konstantin Krylov

European Scout

Konstantin Krylov is in his 29th season with the Ducks, serving as one of the club's European scouts. Krylov's primary scouting areas are focused in Finland, Russia and the international junior tournaments.

Krylov was the first-ever Russian-born scout hired by a National Hockey League team when he joined the staff of the Minnesota North Stars in 1990.

A native of St. Petersburg, Russia, Krylov spent time with the San Jose Sharks scouting department prior to joining the Ducks in 1996. He enjoys jazz, blues and rock music as well as collecting any kind of NHL statistics publications. His favorite hobbies include mountain biking and photography.

Krylov resides in St. Petersburg with his wife, Helen, and son, Tim (11).



Pavel Rوتا

European Scout

Pavel Rوتا is in his 13th overall season as European Scout with the Anaheim Ducks. In his current position with the Ducks, Rوتا is responsible for evaluating talent of the European hockey leagues and scouting international tournaments on the continent.

Rوتا originally spent six seasons as a European-based scout with the Ducks from 2003-09. Following his first stint with the organization, Rوتا served nine years as a European scout with Minnesota from 2009-18 before rejoining Anaheim in 2018-19.

A Czech Republic native, Rوتا began his NHL scouting career covering international tournaments and various levels of European hockey for the Florida Panthers from 1996-03. Pavel resides in Vseradice, Czechia and has two daughters, Magda (22) and Julia (21), and a son, Vaclav (16).

PERFORMANCE STAFF



Mike Barwis

Director of Sports Science

Mike Barwis is in his third season as Director of Sports Science for the Ducks. Barwis oversees and implements all aspects of player performance, including strength and conditioning, physical therapy, athletic training, data science, recovery and nutrition at the NHL and AHL levels.

Barwis previously served as the director of sport science and human performance with the Detroit Red Wings from

2019-22.

The founder and CEO of the BARWIS family of companies, including BARWIS Methods Training and ARS Screening, BARWIS Neurological Reengineering, BARWIS Performance Centers & Equipment and more. Mike also serves as the senior advisor of sports performance for the New York Mets. Mike has been recognized as one of the most influential strength coaches of all time, having worked with professional and Olympic athletes in over 40 sporting events. Prior to BARWIS, Mike served as the director of strength and conditioning for both the University of Michigan and West Virginia University and was the star of Discovery Channel's international-hit reality show American Muscle.

At BARWIS, he has implemented the use of scientific training methods to ensure athletes develop and improve speed, agility, strength, power, force, acceleration, mobility, top speed, explosiveness, reaction, conditioning, balance, core stability, confidence, mental toughness, good nutrition habits, kinesthetic awareness, proprioception, and all other variables associated with human performance. Holistic programs inclusive of all of the aforementioned dimensions of training are underlined with cellular specific intentions and regularly adapted to elicit the desired results.

He's been featured in hundreds of journals, magazines, and news channels and has also advised Fortune 100, federal-, and state-government organizations on various topics such as health and nutrition, strength and conditioning, sports science and physiology. He wrote and taught the graduate curriculum on physiology as an adjunct professor at West Virginia.



Chad Walker

Head Athletic Trainer

Chad Walker is in his second season as Head Athletic Trainer of the Anaheim Ducks, his eighth overall in the organization. Walker spent five seasons as Assistant Athletic Trainer with Anaheim (2018-23) after joining the organization in 2017-18 as Head Athletic Trainer with the San Diego Gulls (AHL). The Chandler, Ari. native previously served as the primary athletic trainer for Arizona State University's hockey program from 2015-17. During that same timeframe, he also worked as a staff athletic trainer for the Arizona Coyotes.

Walker, a BOC Certified Athletic Trainer and NASM Corrective Exercise Specialist, also spent four years with the ASU golf program (2013-17), one season with the Sun Devil softball team (2014-15) and three seasons with the Pac-12 football team (2011-14).

Walker earned a bachelor's degree in athletic training from Marietta College and a master's degree in Higher Education from Arizona State University. Chad and his wife, Becca, reside in Irvine with their son, Jackson.



John Lencioni

Physical Therapist

John Lencioni enters his third season as Physical Therapist for the Anaheim Ducks. A Doctor of Physical Therapy (DPT) and Certified Strength and Conditioning Specialist (CSCS), Lencioni joined the Ducks in 2022 after completing a Sports Physical Therapy Residency at University of Texas Southwestern Medical Center (UTSW) from 2021-22. As a Sports Resident, Lencioni provided accessory coverage for the Dallas Stars and Dallas Jesuit

College Preparatory for the 2021-22 season.

As a Student Physical Therapist, he completed a clinical internship at the UFC Performance Institute in Las Vegas in 2021. He also served as a Student Strength and Conditioning Coach at California State University, Monterey Bay from 2016-18, working with the athletic department's women's soccer and women's volleyball teams. He also volunteered as a Sports Medicine Intern at West Valley College from 2015-16.

Lencioni earned his DPT in Physical Therapy at the University of Nevada-Las Vegas. He earned a bachelor's degree in Kinesiology and Exercise Science from California State University, Monterey Bay.



Josh Chapman

Assistant Athletic Trainer

Josh Chapman enters his second season with the Ducks as Assistant Athletic Trainer and ninth in professional hockey. Prior to joining the organization, Chapman spent the previous four seasons with the Grand Rapids Griffins (AHL) as the club's Athletic Trainer from 2019-23.

He also spent three seasons as the Head Athletic Trainer of the ECHL's Orlando Solar Bears, managing all medical and training operations for the club. Chapman has also spent time as an Assistant Athletic Trainer for the Tampa Bay Rowdies of the North American Soccer League (2015-16), an Athletic Trainer for CORA Physical Therapy and Rehabilitation Centers, including oversight of Tampa Catholic High School (2014-15).

He began his sports career as an intern with the Tampa Bay Lightning's medical staff from 2014-16 and served as an athletic training student for both the University of Tampa (2012-14) and Merrimack College's hockey team (2011-12).

Chapman earned a bachelor's degree in athletic training at the University of Tampa. In addition to being a certified and licensed athletic trainer, Chapman is a certified Corrective Exercise Specialist through the National Academy of Sports Medicine, a certified Performance Specialist through EXOS, and an ImPACT Trained Athletic Trainer. He also has emergency medical training and once held an EMT Basic national certification.



Mike Griebel

Massage Therapist

Mike Griebel is in his eighth season as Massage Therapist of the Anaheim Ducks. Griebel previously served as manual therapist for the Arizona Coyotes for seven seasons (2010-16). He joined the Coyotes from the Tampa Bay Lightning, where he spent 10 years, including Tampa Bay's 2004 Stanley Cup championship season.

Prior to joining the Lightning, Griebel served six years as resident massage therapist for Gold's Gym of Venice, CA.

A graduate of the Nova Institute of Health and Technology and the Southern California Sports Massage Clinic, Griebel is a specialist in the Hemme approach to soft tissue and certified in the Mattes method of active isolated stretching. Griebel and his wife, Lauri, have four children: Kristina, Jessica, Soren and Trevor.

PERFORMANCE STAFF



Justus Schafer

Head Strength & Conditioning Coach

Justus Schafer enters his sixth season with the Anaheim Ducks organization and third as Head Strength and Conditioning Coach. He spent the prior two seasons (2019-21) as the Head Strength and Conditioning Coach for the San Diego Gulls, working with Anaheim's primary development affiliate to maximize the athletic potential of the club's players.

Schafer previously spent three years in the San Antonio Spurs organization (2016-19). He held the position of Athletic Development QAA for two years in San Antonio and held the same position for one year with their G league affiliate, the Austin Spurs.

Schafer, an NSCA certified Strength and Conditioning Specialist (CSCS), earned a bachelor's degree in Applied Exercise Physiology and a master's degree in Sports Physiology from Texas A&M University.

A native of Grapevine, Texas, Justus and his wife, Laura Lee, reside in Irvine.



Jesse Wang

Assistant Strength and Conditioning Coach

Jesse Wang enters his third season as Assistant Strength & Conditioning Coach with the Ducks in 2024-25. Wang joined the Ducks in 2022 after four seasons with the San Antonio Spurs organization. He most recently served as Assistant Performance Coach in 2021-22 after spending two seasons as Sports Science Quality Assurance Assistant (2019-21).

He began with the NBA organization in 2018 as Athletic Performance Quality Assurance Assistant for the Austin Spurs. Prior to joining the Spurs, Wang spent a season with the Cincinnati Bengals as Strength and Conditioning Fellow.

Wang earned a bachelor's degree in human physiology from the University of Oregon while also working as a Sports Science Assistant with Ducks football team.



David Keyes

Data Scientist & Recovery

David Keyes is in his third year in Data Science & Recovery for the Anaheim Ducks. In his role, Keyes manages the sports performance data and the recovery program for the Ducks.

He joined the Ducks in 2022 after spending two years working with the internal research team at the Gatorade Sports Science Institute. Keyes also spent four years (2017-21) with EXOS at the Mayo Clinic as a Performance Specialist working with athletes of all sports and levels to improve their performance and return from injury.

He held two internships in college athletics, serving as Strength and Conditioning/Sports Science Intern at Rutgers University (2016-17) and Strength and Conditioning Professional Intern at the University of Minnesota (2015-16).

Keyes earned a bachelor's degree at the University of Wisconsin-Milwaukee in Kinesiology and is currently working to complete his master's degree in Applied Exercise Physiology at Concordia University Chicago. He is also a Certified Strength and Conditioning Specialist.



Jillian Chaney

Nutritionist

Jillian Chaney is in the midst of her fourth season as Nutritionist of the Anaheim Ducks. A Registered Dietitian Nutritionist (RDN), Chaney joined the Ducks during the 2021-22 season, focusing on player and staff nutrition, and overall wellness.

In addition to her role with the Ducks, she is a Performance Athletic and Nutrition Coach. Chaney is a certified coach for USA Triathlon (USAT) and USA Cycling (USAC), coaching athletes to successful Ironman 70.3 and 140.6 kilometer triathlon race finishes, including podium and world championship qualifying performances. She also currently serves as a clinical dietitian at Landmark Health, providing home-based care to chronically and critically ill patients, using food choices to prevent and treat illnesses by delivering nutrition assessment, care planning, progress monitoring, education and counseling.

Prior to earning a master's degree in Nutrition, Healthspan and Longevity from the University of Southern California, Chaney spent 17 years at Deloitte. She earned a bachelor's degree in Business Administration from Duquesne University, a dual major in Management Information Systems and Accounting.

Chaney is a five-time Ironman Finisher while she represented Team USA in International Triathlon Union long course world championships.

Team Physicians




Dr. Kenton Fibel
Medical Director,
Primary Care
Physician



Dr. Brian Schulz
Orthopedic Surgeon



Dr. Bao-Thy Grant
Oral Surgeon/Dentist




Dr. James Mergelmeyer
Oral Surgeon




Dr. Chris Kroner
Primary Care
Physician



Dr. Robert Katzer
Lead Emergency
Physician



Dr. David Hay
Hand Surgeon



Dr. Ken Jung
Foot/Ankle Surgeon



Dr. Brian Kolski
Cardiologist



Dr. David Yomtoob
Ophthalmologist



Dr. John Bellone
Team
Neuropsychologist



Chris Aldrich

Head Equipment Manager

Chris Aldrich is in his seventh season as the Anaheim Ducks' Head Equipment Manager in 2024-25. Currently in his 18th season with the organization, he previously served nine seasons as an Assistant Equipment Manager with the Ducks from 2009-18.

Aldrich has more than 30 years of experience in professional hockey, working his 2,500th game Apr. 9, 2023 when the Ducks hosted Colorado. He also previously served as the Equipment Manager of previous Anaheim AHL affiliates in Iowa (2008-09) and Portland (2007-08).

Prior to joining the Ducks organization in 2007, he spent 10 seasons as Assistant Equipment Manager of the Boston Bruins. Aldrich also had AHL stints with Providence and Maine from 1990-96. In addition to his time with the Ducks and Bruins, Aldrich served as an equipment manager for Team USA at the 2010 IIHF World Championship in Germany.

A native of Windham, Maine, Aldrich majored in history at Rhode Island College. When away from the rink, he enjoys playing tennis and following NASCAR. Aldrich is also an avid runner, having completed the Boston Marathon on three separate occasions. Aldrich and his wife, Susan, reside in Yorba Linda with their son, Andrew (17).



Justin Penna

Assistant Equipment Manager

Justin Penna is in his first season with the Anaheim Ducks as Assistant Equipment Manager.

He joined the Ducks following three seasons with the Ontario Reign from 2021-24, most recently serving as the club's Head Equipment Manager during the 2023-24 season.

Penna was previously the Assistant Athletic Director, Equipment Services at Western Michigan University, where he worked primarily with the school's men's hockey program. He joined the Western Michigan Athletics staff as an Equipment Manager in 2015 after earning a bachelor's degree in athletic training in 2014. He also earned his master's degree from the university in business administration in 2020.

He served as the Equipment Manager for Team USA at two Ivan Hlinka Gretzky Cup tournaments (2019 and 2021), as well as the 2020 Winter Youth Olympic Games in Lausanne, Switzerland, where the U.S. earned a silver medal.

A native of Saugus, Calif, Justin now resides in Huntington Beach.



Jeff Tyni

Assistant Equipment Manager

Jeff Tyni is in his 20th season with the Ducks and his 10th as an Assistant Equipment Manager. Tyni previously worked with the Ducks as a Locker Room Assistant from 2005-15.

The Orange County native played in the Southern Professional Hockey League (Fayetteville) and served as a backup goaltender for several NHL and ECHL clubs. Before joining Anaheim's Hockey Operations staff, Tyni worked at Anaheim ICE as a Zamboni driver and with Honda Center's Event Crew. Tyni received a bachelor's degree from California State University, Fullerton.

Away from the rink, Tyni enjoys playing golf, traveling to Canada and spending time with his family. Tyni resides in Orange with his wife, Mira, and sons, Blake (7) and Luke (2).

HONDA CENTER

AND THE COMMUNITY



Spanning over 100 acres across the heart of Anaheim, OCVIBE is an immersive entertainment district that reimagines downtown culture for Orange County. It is a hub for a vibrant culture and a community connected through shared experiences with unique venues, extraordinary events, welcoming spaces and seamless amenities. OCVIBE is anchored by Honda Center, with additional entertainment, dining and living spaces currently in development to create an easily accessible, walkable district. Under the visionary leadership of the Samueli family, OCVIBE is committed to culture and economic impact in the region.

This new epicenter for Orange County will offer a new 5,700-capacity concert venue, 35 restaurants, two new hotels, new office space, a new residential community anchored by a neighborhood park, and 20 acres of publicly accessible parks and plazas. There will also be a network of pedestrian bridges and walkways, including a landmark bridge over Katella Avenue.

The proposed development will create more than 10,000 construction jobs, 3,000 permanent jobs upon completion. The Samueli family's \$4 billion investment in OCVIBE is projected to generate more than \$10 million per year in direct revenue for the city, while creating jobs that will enrich the surrounding communities.

OCVIBE will be built in phases, with the first opening to the public in 2026. At the heart of the development there will be four unique public plazas surrounding Honda Center. The Urban Park to the west will be more than three acres in size and anchored by a 5,700-capacity concert venue, a 60,000-square-foot market hall and multiple floors of creative office space, and landscaped boulevard called the Paseo, featuring retail and dining opportunities. The southern-facing plaza will be a hub of activity focused on sports with elevated walkways and ample opportunities for dining. The northern plaza will feature a collection of smaller entertainment experiences, and the eastern plaza will provide a garden setting with terraced seating, ideal for respite and special events. In addition, OCVIBE will feature ten acres of parks, including a five-acre riverfront park providing ample space for community gatherings, special concerts and events.

OCVIBE will also offer more than 1,500 residential apartments, filling a critical need for housing in Orange County, and includes a commitment of 15% affordable housing units onsite. These residential communities will have full



access to the entertainment and lifestyle amenities including 20 acres of open space and more than three miles of trails.

A new 325,000-square-foot office tower will attract top employers to Anaheim, and when combined with other new and existing office buildings, the office campus will be over one million square-feet. OCVIBE will also feature two new hotels with 550 total rooms, providing a unique hospitality choice in the Anaheim marketplace focused on lifestyle and entertainment.

OCVIBE will be a transit-oriented community. The Master Plan integrates the existing transit center, known as ARTIC, into the broader district. Ridesharing will also be thoughtfully designed into the project, with onsite pickup and drop-off areas. OCVIBE is supported by a series of parking structures combined and increased road capacity, engineered to improve traffic flow and circulation.

Intentionally designed to be for everyone. OCVIBE is a one-of-a-kind, immersive, technology-enabled entertainment district. Whether visitors come here to relax, dine, be entertained - or perhaps all the above and more - they're sure to find experiences that fit their mood of personalized touches that make getting around so easy.

HONDA CENTER



Honda Center is one of the nation's premier venues for sports and entertainment, proudly serving as the home of the 2007 Stanley Cup champion Anaheim Ducks. Known for hosting world-class concerts, thrilling sporting events, and family-friendly shows, Honda Center remains a cornerstone of Southern California's live entertainment scene. Owned by the City of Anaheim and operated by Anaheim Arena Management, LLC, the arena first opened on June 17, 1993, with a sold-out performance by Barry Manilow just two days later. Formally named Arrowhead Pond, the venue made its debut as the home of the Mighty Ducks of Anaheim on October 8, 1993.

As the anchor of the OCVIBE mixed-use district, Honda Center is poised for an exciting new chapter. With upcoming enhancements on the horizon, the venue will continue to offer exceptional experiences while maintaining its legacy as a top destination for live enter-

tainment. OCVIBE, a state-of-the-art district designed to bring people together through immersive experiences, positions Honda Center at the heart of this innovative vision for Anaheim.

Celebrating its 30th anniversary in 2023-24, Honda Center partnered with multi-platinum artist and hometown hero, Gwen Stefani, for a commemorative concert, kicking off the milestone year. The yearlong celebration culminated in a concert by Orange County's iconic punk rock

band, The Offspring, marking the 30th anniversary of their hit album SMASH and Honda Center's three decades of impact in the community.

Situated in the heart of Orange County, just east of the 57 freeway on Katella Avenue, Honda Center is conveniently accessible by five major freeways (57, 22, 5, 91, 55), all located within a five-mile radius of the facility.





Location Site: 2695 East Katella Avenue (at Douglass, east of 57 freeway)

Seating Capacity (including Suites): 17,732 for hockey and other rink events; 18,609 for basketball; 19,578 for center stage events; 13,793 for end-stage events; 10,935 for Theatre events. Seating is customized per event.

Arena Highlights: NCAA Men's Basketball Tournament First and Second Round (2008), NCAA Men's Basketball Tournament West Regionals (1998, 2001, 2003, 2011, 2014, 2016, 2019), 1999 NCAA Frozen Four, UFC 59, UFC 63, UFC 76, UFC 121, UFC 157, UFC on FOX 1, UFC 214, UFC 241, UFC 270, UFC 298, 2003 World Gymnastics Championships, 2004 U.S. Team Trials - Gymnastics, 2005 World Badminton Championships, 2017 P&G Gymnastics Championships, 2019 ISU Four Continents Figure Skating Championships, Wooden Legacy, Peso Pluma, Gwen Stefani, Garth Brooks, Paul McCartney, Miley Cyrus, Eagles, Karol G, Andrea Bocelli, Kendrick Lamar, Chris Stapleton, Ariana Grande, Madonna, Justin Timberlake, Chris Rock, Roger Waters, Celine Dion, Elton John, Jonas Brothers, The Rolling Stones.

Attendance: Since 1993, more than 45 million fans have been entertained at Honda Center, enjoying more than 4,500 events.



THE RINKS



The Rinks Development Program consists of eight local hockey and skating facilities throughout Southern California, offering a variety of hockey, skating and community programs for participants of all ages and ability levels. The Rinks include six ice rinks (Great Park Ice and FivePoint Arena, The Rinks - Anaheim ICE, The Rinks - KHS ICE, The Rinks - Lakewood ICE, The Rinks - Poway ICE, The Rinks - Yorba Linda ICE), as well as two inline facilities (The Rinks - Corona Inline and The Rinks - Irvine Inline).

Launched Feb. 13, 2009, The Rinks offer a variety of hockey and skating programs for participants of all ages and ability levels, and are home to thousands of youth and adult hockey players as well as recreational skaters to competitive Olympic figure skaters. The eight facilities combined welcome more than two million participants and visitors annually.

Programs include daily public ice skating and roller skating sessions, youth and adult hockey programs and leagues, figure skating, Learn to Skate and Learn to Play programs, curling, birthdays, group events, and other local corporate and community events.

The Rinks have been the official practice facility of the Anaheim Ducks for 28 years, with Great Park Ice now serving as the team's practice facility.

Home to the Jr. Ducks and Lady Ducks, San Diego Jr. Gulls and Lady Gulls, and the Anaheim Ducks High School Hockey League (ADHSHL), The Rinks have helped lead California to

the fastest rate of youth hockey growth (40%) in the U.S. since 2015, while developing top hockey players and figure skaters. With the addition of The Rinks - KHS ICE, the Jr. Ice Dogs program, consisting of seven youth hockey teams from ages 8-18.

Athletes from The Rinks have become top NHL draft selections, Team USA Olympic Figure Skating gold medalists, USA Hockey Women's World Championship gold medalists, NCAA Women's Champions, USA Hockey Varsity High School hockey champions, (2013, 2018, 2019), U.S. Figure Skating Champions, Professional Skaters Association Hall of Fame coach and Coach of the Year.

The Ducks 'Learn to Play' program began at The Rinks in Orange County in 2011 with 330 skaters and has now grown to more than 4,600 annual participants (including expansion into San Diego in 2017). Since the program's debut, over 18,000 skaters have been introduced to the sport of hockey (13,500 youth/4,500 adults).

In 2016, USA Hockey recognized The Rinks, Jr. Ducks and Lady Ducks as Model Club Associations dedicated to age-appropriate, age-specific skill development, in accordance with USA Hockey's American Development Model. It marked the first time USA Hockey has honored three programs within an organization, while the program became only the 21st in the nation to be honored as a Model Club.



Great Park Ice - 888 Ridge Valley, Irvine, 92618

THE RINKS - Anaheim ICE: 300 West Lincoln Ave., Anaheim, 92805

THE RINKS - KHS ICE: 1000 E Cerritos Ave., Anaheim, 92805

THE RINKS - Lakewood ICE: 3975 Pixie Ave., Lakewood, 90712

THE RINKS - Poway ICE: 12455 Kerran St., #100, Poway, 92064

THE RINKS - Yorba Linda ICE: 23641 La Palma Ave., Yorba Linda, 92887

THE RINKS - Irvine Inline: 3150 Barranca Parkway, Irvine, 92606

THE RINKS - Corona Inline: 4325 Prado Rd., #101, Corona, 92880



Great Park Ice is a state-of-the-art public ice facility at the Great Park in Irvine, Calif. Opened Mar. 7, 2019 and located in the Orange County Great Park, the 280,000-square-foot facility is the largest in California and one of the nation's most expansive ice facilities.

The \$115-million Great Park Ice facility welcomes one million participants and visitors annually. Financially supported by the Samueli Foundation with zero taxpayer dollars, the facility includes four sheets of ice along with a 7,000-square-foot dryland training center, including FivePoint Arena which features seating for 2,500 spectators and a video board above center ice.

Great Park Ice is home to a 20,000-square-foot practice facility for the Anaheim Ducks, where the club also hosts its annual training camp and prospect development camp. The facility is also home of the Jr. Ducks and Lady Ducks programs, and serves as a training facility for U.S. Figure Skating. Great Park Ice hosts youth and adult hockey programs, regional and national tournaments, Learn to Skate and Learn to Play programs, sled hockey, figure skating, speed skating, curling, broomball, public recreational skating, the Top Flight program designed for participants with special needs, the Anaheim Ducks High School Hockey League and other local corporate and community events.

FivePoint Arena was the home of

San Diego Gulls during the 2020-21 American Hockey League (AHL) season during the COVID-19 pandemic, hosting 22 games. The facility also hosted the AHL's 2021 Play-In Round of the Pacific Division playoff tournament, hosting three contests of a single-elimination play-in tournament.

The Anaheim Ducks hosted their first-ever Rookie Faceoff tournament at Great Park Ice, Sept. 7-10, 2019, a six-team rookie tournament featuring nine total games. The Rookie Faceoff featured the Ducks, Los Angeles Kings, Vegas Golden Knights, Arizona Coyotes, San Jose Sharks and Colorado Avalanche. Great Park Ice also hosted the SoCal Clash series between the Harvard Crimson and Arizona State University Sun Devils, Dec. 28-29, 2019, marking the first NCAA Division I games in California since 1999.

Additional elements for the state-of-the-art complex include administrative offices, 24 locker rooms, a full-service sports-themed restaurant overlooking two sheets of ice, one concessions stand, an 800-square-foot Team Store, a 1,900-square-foot Pro Shop and over 1,000 free parking spots available. In addition, the facility is LEED (Leadership in Energy and Environmental Design) Silver certified as part of the NHL Green initiative.

All proceeds generated from the Great Park complex go to further the growth of ice sports and activities locally.


THE NAME, LOGOS & COLORS

HOW IT ALL BEGAN

On Oct. 2, 1992, Walt Disney Pictures released the hit movie “The Mighty Ducks” and created a new wave of excitement among the nation’s youth and the ice hockey community. Starring Emilio Estevez and a band of kids who learn to play and win as a team, “The Mighty Ducks” grossed \$51 million at the box office and served as the inspiration for the name of the Walt Disney Company’s NHL club.

The original official team colors and logo were unveiled June 7, 1993, and Mighty Ducks merchandise immediately propelled into one of the top sellers in all of professional sports.

Plum, jade, silver and white were chosen as the team’s colors while an attractive crest featuring a duck head-shaped hockey mask was chosen to give the club its own unique identity. As a testament to the logo’s popularity, the original Ducks jersey was named the “most fashionable” uniform in all of sports at the inaugural ESPY Awards in 1997.



2024 BRAND EVOLUTION

On June 26, 2024, the Ducks unveiled the club’s new logo, home and away jerseys as part of a brand evolution featuring the classic and world-famous Ducks logo. Revolutionized by a vibrant transformation of the iconic duck mask with a refreshed twist now framed in vibrant orange as the bold primary color reflective of the team’s home in Orange County.



A return to the pinnacle of ‘90s hockey fashion, a new, powerful identity at home and on the road are not just apparel; they are an emblem of the team’s identity, embracing unexpected aggression that defines a path forward. Intended to align the club’s history, ambition and vision, a simplified design with sharper angles, clean lines and sharp contrasts were inspired by the vibrant culture, colors and energy of Orange County, elevating orange for a bold impactful look present throughout the uniforms, including the pants, helmet, socks and gloves.

A dynamic, aggressive orange eye in the Duck mask with a fearless expression symbolizes the evolving primary mark, a revolution to be faster, more exciting and more aggressive than ever before, both on and off the ice. The eyebrow has a more rounded, aggressive curve, marking an on-ice tenacity the team has developed over its three decades of existence and reflective of the miles of powerful Pacific Ocean rock reef and beach-break

waves that crash up and down the coast. Elegant gold accents complete the look within the logo, adorning a shimmer effect to give a glimmer of Orange County’s iconic beaches.

Anaheim’s primary home jersey blends the past with the present, a cohesive design both modern and timeless. Anchored at the center of the bold jersey lies the refreshed iconic mask framed by a bold orange base. Accented by horizontal waist stripes and chevron shapes on the sleeves is a contrast of black, white and gold stripes transitioning into a black sleeve cuff.

The Ducks’ new away jerseys adorn a white base with bold, rounded orange throughout the shoulders. The accented horizontal waist stripes and chevron sleeves mimic the primary jersey with an orange sleeve cuff.

Both jerseys incorporate a bold new typeface and number palette modeled after Orange County’s turn of the century art deco styling commonly used in the citrus industry at that time. A modernized number typography includes shading elements of orange, black, gold and white.

PRIMARY JERSEYS

The club’s new look in 2024 will be the fourth set of primary jerseys since the Ducks’ inception in 1993. Following the inaugural Mighty Ducks jerseys (1993-2006), a new era as the Anaheim Ducks with a typographic mark (2006-14) featured prior to the most recent iteration of the integration of the stylized “D” that echoed the image of a duck’s foot (2014-24).

In the spring of 2005, Henry and Susan Samueli entered into an agreement with the Walt Disney Company to purchase the Ducks franchise. On June 22, 2006, a new

THE NAME, LOGOS & COLORS



era began for the franchise as the team became officially known as the Anaheim Ducks. In addition, a new logo and color scheme were unveiled. A classic color palette of black and metallic gold was developed, with an accent of orange as a metaphorical link to the team's Orange County home.

The result was a strong, typographic mark anchored by a stylized "D" that echoed the image of a duck's foot or footprint. The custom typography had a powerful forward momentum and was made up of metallic gold letters with orange drop-shadows and a black holding shape. The uniforms were an evolution of the earlier sweater design but with gold, white and orange sweeping stripes influenced by the curves of the "D" in the Ducks logo. Set with a new look for the 2006-07 season, the Ducks made history and won the Stanley Cup.

Beginning with the 2014-15 season, the club's 2010-14 black third jersey was transformed into the new primary sweater. A white "road" version of the jersey was added in 2014-15. Both versions of the jersey now incorporate white laces and permanent integration with the "D" on both sweaters.

THIRD JERSEYS

The Ducks have worn eight alternate looks in club history. The original Third Jersey began with a cartoon Duck breaking through a sheet of ice in 1995-96. The next iteration of a Third Jersey from 1997-2000 saw a white home jersey sporting the Mighty Ducks crest accompanied by jade, plum and silver stripes covering the sleeves and shoulders. The 1997-98 season also introduced a "fourth" sweater of the same striping style but with a green sweater base through the 1999-00 campaign. The club moved to a more classic approach with its next sweater, using black with dark plum, silver and white accenting as its color palette for the alternate jersey with an "Anaheim" script across the chest worn during the 2003-04 and 2005-06 seasons.

The fifth alternate jersey made its initial appearance Oct. 16, 2015 and featured the original Mighty Ducks logo set on an orange jersey accented with gold, black and white trim. The jersey was reintroduced on Oct. 5, 2019 through 2022-23 following appearances from 2015-17.

Anaheim's third jersey in 2018-19 (25th anniversary season) featured the original Mighty Ducks crest with eggplant and jade striping from the Ducks iconic look of the team's inaugural 1993-94 season. The sweater incorporated orange in the crossed hockey sticks of the team's original mark and featured silver as a primary accent color, paying tribute to the team's 25th anniversary season in 2018-19.

In 2020-21, the seventh alternate jersey made its debut as part of the adidas and NHL's Reverse Retro collection. Anchored in white with eggplant and jade striping, the Ducks Reverse Retro jersey features the design from the team's iconic "Breakout" Jersey worn during the 1995-96 season. The Reverse Retro collection returned in 2022-23, with the bold jersey design finds its inspiration in the Ducks inaugural season uniform, remixed in today's team colorway.

The 2023-24 saw the 30th anniversary honor the club's history with the jersey anchored in plum and jade as an ode to the original 1993-94 season road jersey. At the heart of the jersey, a mark familiar to most, took center stage with a crest featuring the original circular "Mighty Ducks" shoulder patch with Wild Wing.

STADIUM SERIES

The Anaheim Ducks and Los Angeles Kings wore specially designed jerseys and uniforms for the 2014 Coors Light NHL Stadium Series™ contest at Dodger Stadium Jan. 25, 2014. Anaheim's first-ever orange jersey featured a chrome-treated "D" logo, unique to the 2014 Coors Light NHL Stadium Series™ contest and inspired from the chrome details in the NHL shield.

Anaheim's orange jersey for the game included enlarged player numbers for improved visibility in an outdoor venue, as well as a shoulder logo to signify the geographic rivalry between the Ducks and Kings. An interlocked "OC" logo appeared on the left shoulder of the jersey. The NHL Stadium Series jersey was designed with creative input from the Ducks, Reebok and the NHL.



COMMUNITY INVOLVEMENT

Commitment to community is one of the fundamental values of the Anaheim Ducks organization. The Ducks strive to be actively involved in the local community, ranging from outreach and fundraising events, in-kind donations, charity tickets and the dedicated involvement of the players, coaches, broadcasters, staff, Orange Alliance members, corporate partners and fans.

Under the guidance and example set forth by our owners, Henry and Susan Samueli, philanthropic support and giving is not only our responsibility as a member of the Southern California community, but something that is ingrained in the identity and culture of the team, staff and fan base.

ANAHEIM DUCKS FOUNDATION

The mission of the Anaheim Ducks Foundation is to facilitate and support programs that produce positive change for children and families throughout Southern California by providing educational opportunities, broadening access to the sport of hockey, and addressing the health and wellness needs of our community. Through funds raised, the Ducks are able to support the Anaheim Ducks S.C.O.R.E. program, Learn to Play and inclusive hockey programs, and provide grants to a variety of local nonprofits.

S.C.O.R.E. (Scholastic Curriculum of Recreation & Education)

The Anaheim Ducks S.C.O.R.E. program offers free educational, standards-based curriculum to over 300 schools in five counties, reaching over 45,000 unique students annually. Impacting over 775,000 students since its inception in 2005, the S.C.O.R.E. program was developed to provide students access to valuable educational resources. Ducks S.C.O.R.E. provides physical education materials, science programming and school supplies while supporting teachers and educators with resources to foster a positive classroom environment, using hockey as a vehicle to teach and create opportunity.

Learn to Play

Learn to Play offers first-time hockey players the chance to get on the rink in full hockey equipment for free. Players receive instruction on the basics of hockey and skating. Participants in Anaheim Ducks Learn to Play are provided with full equipment to use for the four-week session. Since 2013, close to 25,000 children and adults have laced up their skates and hit the ice. In addition, the Anaheim Ducks Foundation provides all children who graduate from Learn to Play and sign-up for The Rinks in-house league a complimentary first set of gear to start their hockey careers, with more than 7,000 sets provided to date.

Inclusive Hockey Programs

In collaboration with the NHL's Hockey is for Everyone initiative, the Anaheim Ducks and The Rinks have created a variety of programs supporting adaptive and inclusive hockey. To make sure that the sport of hockey is accessible and available to all, the Ducks adaptive hockey programs include Top Flight, which teaches street hockey, ice hockey and ice skating to individuals with intellectual disabilities; sled hockey, which is designed for physically disabled youth and adults; blind hockey which provides opportunities for individuals with visual impairments; and deaf/hard of hearing hockey for individuals who have been diagnosed with a hearing loss.

ANAHEIM DUCKS FOUNDATION SIGNATURE EVENTS

Anaheim Ducks Annual Golf Classic

The annual Anaheim Ducks Golf Classic presented by Honda features Anaheim Ducks players as the celebrity fifth player for a round of golf alongside Ducks fans and supporters. The event features on-course competitions include a putting contest, longest drive, a hockey shot, closest to the pin, the "Penalty Kill," beat-the-pro contests and more.

All proceeds raised benefit the Anaheim Ducks Foundation. Since 2008, the Golf Classic has raised over \$1.5 million to benefit the Anaheim Ducks Foundation.

Go Orange for Orangewood

Go Orange for Orangewood stands as the team's annual themed cocktail party that gives Ducks fans and Orangewood Foundation supporters the chance to cheer on the Ducks during a Go Orange for Orangewood themed game and mix and mingle, alongside Ducks players post-game.

Since 2005, over \$1.6 million in proceeds from the event have gone to assist 44 Women for Orangewood, an auxiliary of Orangewood Foundation, to support college scholarships and Peer Mentor programs for former foster care youth.

COMMUNITY INVOLVEMENT

Dux in Tux

Dux in Tux presented by Honda is an Anaheim Ducks signature event where players take on the role as celebrity sous chefs, joining Orange County's finest chefs to provide guests an evening of fabulous food and fun - all to benefit a great cause. Proceeds from Dux in Tux presented by Honda benefit the Anaheim Ducks Foundation.

The evening includes a silent auction, opportunity drawing, and live auction filled with Ducks memorabilia and unique player experiences. Dux in Tux presented by Honda is the ideal night for Ducks fans to interact with their favorite Ducks players, all while enjoying a night of fine dining, quality service and exceptional cuisine. In the 22-year history, this fan-favorite event has raised nearly \$6.5 million to support the community.

Anaheim Lady Ducks Fashion Show

In the spring, the Anaheim Lady Ducks - wives and significant others of players, coaches, and executive management - show off their fashion sense by hosting the Anaheim Lady Ducks Fashion Show benefiting Children's Hospital of Orange County (CHOC).

The event gives attendees the chance to spend the afternoon enjoying lunch with Ducks players and a fashion show featuring members of the team, their wives/significant others and CHOC ambassadors walking the runway as they show off the latest spring fashion trends. Since 2008, the Lady Ducks have fundraised over \$2 million to support CHOC.

Ducks Alumni Golf Tournament

Introduced in 2023, the annual Ducks Alumni Golf Tournament features former Ducks players hitting the links alongside Ducks fans to raise funds for Merging Vets & Players (MVP), a local military veteran transitional service through the Anaheim Ducks Foundation. The day full of golf and fun with fan-favorite Ducks of the past culminates with cocktails and awards at the 19th Hole Reception where course competition winners and top finishing foursomes are recognized for their achievements.

ANAHEIM DUCKS COMMUNITY OUTREACH

Holiday Shopping Spree

Anaheim Ducks players, significant others, and staff serve as holiday helpers during the holiday season as part of the annual Shopping Spree, which provides students from The Wooden Floor - a nonprofit organization serving low-income Santa Ana youth - the unique opportunity to load up their shopping carts with necessities

and gifts for their families in celebration of the holiday season. The Anaheim Ducks players, joined by the Lady Ducks, assist The Wooden Floor students as they shop for new clothes, toys, and other essentials as a special holiday treat, all underwritten by the Anaheim Ducks and Anaheim Ducks player families.

Power PLAY!

Each season, Ducks staff, Orange Alliance members and corporate partners of the Anaheim Ducks and Honda Center team up to volunteer for a day of beautification projects at local S.C.O.R.E. elementary schools. From installing a street hockey rink to painting murals, building gardens and planting trees, the Power PLAY! is a great day for the volunteers to give back to the community. Twelve rinks and counting have been gifted to local schools to help their S.C.O.R.E. programs continue to grow.

Staff Volunteering

The Ducks, Honda Center, OCVIBE and The Rinks employees share the Anaheim Ducks commitment to the community and throughout the year are actively engaged in assisting the community through volunteer service. From beautification projects at local schools and nonprofit organizations, supporting families in-need with gifts during the holiday season, to sharing their professional experience as a resource for those looking to get back in the workforce, our staff are inspired volunteers always willing to do their part.

Anaheim Lady Ducks

The Anaheim Ducks wives and significant others group, the Lady Ducks, are dedicated to assisting the local Southern California community through fundraising and volunteerism. This inspired group of ladies have assisted such organizations as CHOC, The Wooden Floor and the Jessie Rees Foundation. In addition to hosting the annual Fashion Show, the Lady Ducks have also assisted in game-night activities such as Hockey Fights Cancer awareness night at Honda Center and with them Ducks holiday activities such as the toy drives, ornament sales and Families Helping Families gift program.

Anaheim Ducks Alumni Association

The Anaheim Ducks Alumni Association is composed of former Ducks players who are actively involved in the Ducks community initiatives. Ducks Alumni members have participated in charitable events such as Ducks Alumni charity hockey games, serving as sous chefs at Dux in Tux and assisting with

COMMUNITY INVOLVEMENT

The Rinks youth hockey programs. The alumni are an enthusiastic group, looking to contribute to the community goals of the organization and provide a fantastic way for fans to interact with some of their favorite Ducks of the past.

Donations

The Anaheim Ducks are dedicated to assisting charitable organizations throughout Southern California to raise funds by providing auction items for local events. Organizations interested in requesting a donation must be a 501(c)(3) agency located in Southern California. Requests must be submitted at least eight weeks prior to the date of the event online through the Ducks website: AnaheimDucks.com/DonationRequest.

IN-GAME PROGRAMS & ACTIVITIES

Anaheim Ducks games are a terrific opportunity to feature local nonprofit organizations and highlight the needs in the community. Each season, the Ducks host a variety of activities at home games, including awareness nights for the NHL initiative Hockey Fights Cancer Night presented by UCI Health, Military Appreciation Night presented by Pacific Premier Bank, PRIDE Night, Green Night presented by Arrowhead Water, and CHOC Night. In addition, the Ducks hold toy drives throughout the month of December with Anaheim Fire & Rescue.

Launched during the 2020-21 season, the Anaheim Ducks added We Care Wednesdays to their in-game efforts. On Wednesday games throughout the NHL season, the Anaheim Ducks and Anaheim Ducks Foundation celebrate the amazing work of select nonprofit partners who make a positive impact in our community. We are proud to recognize the spirit and strength of our nonprofit partners and invite our fans to support the important services being provided to assist our community.

50/50 Raffle

The 50/50 Raffle is an exciting chance for fans to win a cash prize while also helping the Anaheim Ducks Foundation continue to expand the reach of its community programs throughout Southern California. One

lucky fan receives half of the jackpot total from the raffle ticket sales that game and the other half benefits the Anaheim Ducks Foundation. The 50/50 Raffle has raised close to \$2.2 million dollars directly benefiting the Anaheim Ducks Foundation.

Surprise Puck Fundraiser

Each season, the Anaheim Ducks Foundation sells a commemorative series Surprise Puck set, featuring four limited edition pucks with proceeds benefiting the Anaheim Ducks Foundation. Fans pick an individually wrapped puck at random and receive either a Ducks player-autographed commemorative puck or one of 23 surprise orange pucks. The lucky winners of the commemorative Surprise Puck fundraiser win a variety of great Ducks prizes.

Samueli Academy T-Shirt Design Contest

The Samueli Academy T-Shirt Design Contest tasks design students from the Samueli Academy with a project to create an Anaheim Ducks branded t-shirt. The Samueli Academy is a project-based learning curriculum, so the contest allows for the students to hone their design skills, work in a group environment as well as make a formal presentation to pitch their designs.

Winners of the Samueli Academy T-Shirt Design Contest are recognized during a pre-game ceremony where their winning designs are revealed to the Ducks fans and then made available for purchase with proceeds from the sales of the shirts benefiting the Samueli Academy.

Community Corner presented by Western National Property Management

The Anaheim Ducks Community Corner presented by Western National Property Management is a season-long program that provides complimentary tickets to every Anaheim Ducks preseason and regular season home game to local nonprofit organizations through the generous sponsorship of corporate partners. The Community Corner program was established to provide the opportunity to experience Ducks hockey to individuals and groups who may not be able to do so otherwise.



Launched in 2015, the Ducks began the tradition of creating a spot on their Opening Night roster for the 21st Duck to honor a fan who embodies perseverance, character, courage, and inspiration, or is making significant contributions to our community. Each fall, the Ducks receive hundreds of submissions for the 21st Duck, inviting fans to share inspirational stories of Ducks fans who have demonstrated resilience and dedication. Each season, the chosen submission is introduced as the team's 21st Duck as part of the club's home opener at Honda Center.

Trent Sullivan - 2023-24

Trent Sullivan was introduced as the 2023-24 21st Duck on Oct. 15, 2023 vs. Carolina when the club opened its home schedule for the 30th Anniversary season. Sullivan was born with a congenital heart defect and needed a heart transplant when he was just days old. Since then he has also undergone a kidney transplant, pacemaker surgery and chemotherapy.

Sullivan, who is basically a walking, talking miracle, turned 30 this year. Seemingly nothing can slow Sullivan down, volunteering for Camp del Corazon, American Heart Association, Children's Health of Orange County (CHOC) Miracle Network and Renal Support Network, four worthy causes that aid and support patients and families that are in situations similar to his.

He is also a part of Grant's Wishes, a non-profit set up by his family that honors his late brother Grant who died from childhood cancer in 2002.

Ethan Baroldi - 2022-23

The Ducks introduced 10-year-old Ethan Baroldi as the 2022-23 21st Duck on Oct. 12, 2022 vs. Seattle. Ethan has

battled through four heart surgeries, the first coming when he was six weeks old, the most recent in 2020. After the initial surgery, Ethan also suffered a stroke and was airlifted to the hospital, which led to two of his heart surgeries. Through it all, Ethan persevered and began skating at age six as part of the Ducks Learn to Play Program Powered by Ryan Getzlaf and Corey Perry.

As Ethan fell in love with hockey and his beloved Ducks, another potential roadblock would arrive. In 2020, in the middle of the COVID-19 pandemic, doctors would recommend a fourth heart surgery. Not to be denied and after a year away from hockey, Ethan made the Jr. B Ducks team in 2021.

A grateful Ethan and his family have given back to those who were critical in his treatment. His family organized Team Ethan Factor 5 as part of the Orange County Ronald McDonald House Walk for Kids at Honda Center. They also support the American Heart Association, with Ethan inspiring his classmates to join the Jump Rope for Heart campaign.

Luke Gane - 2021-22

Luke Gane became the sixth 21st Duck honoree on Oct. 13, 2021, during Anaheim's home opener vs. Winnipeg. In 2008, before football practice, Luke Gane experienced a nosebleed that lasted over an hour. The Edison high school junior had high hopes to earn a football



scholarship that year but soon found himself at CHOC hospital needing a bone marrow transplant. His diagnosis: severe aplastic anemia. Luke needed a transplant quickly and out of his four younger brothers, his youngest two (identical twins) brothers were matches. When asked who would help their older brother, 10-year-old Jacob raised his hand just before his twin brother Noah. With chemotherapy and a successful bone marrow transplant from Jacob, Luke had a four month stay at CHOC.

With determination and great support from his family, friends and coaches, Luke returned for his senior year in high school as a starter on the football team. He was able to help his team to an undefeated regular season and went on to play on the UCLA football team as a preferred walk-on.



Now, Luke, a special education teacher at Westminster High School, jumps at the chance to encourage and inspire CHOC patients. To this day, his doctors will call him to speak to new patients with similar diagnoses and their families to provide words of encouragement and inspiration. He is also a supporter and advocate for the Aplastic Anemia Foundation (AAMDS).

Luke has been a Ducks fan since he was three years old. He loved wearing his Paul Kariya jersey everywhere and played inline hockey throughout his childhood, even inspiring his brothers and his father to take up the sport as well. Today, Luke continues to play ice hockey in a recreational league at The Rinks. He loved it when the Ducks players would visit him during his CHOC stay and has remained a steadfast supporter of his favorite hockey club.

Angelique Fong - 2020-21

Angelique Fong became the fifth 21st Duck on Jan. 18, 2021. Angelique is a two-time cancer survivor and mentor to cancer patients. Seven weeks after marrying the love of her life, Angelique, was diagnosed with breast cancer at age 39. Despite no symptoms, she had started on a cycle of mammograms and MRIs at the age of 35 because her mother was a two-time breast cancer survivor.

Already familiar with Susan G. Komen Orange County because of her mother's fight against cancer, Angelique served as a mentor to newly diagnosed breast cancer patients, volunteered at their



free mobile mammography unit, and was a spokesperson at fundraising events. She turned her passion for running into a purpose: she has run over 40 half marathons and three marathons and counting, including a 48-mile challenge over four days twice, dedicating each mile to fellow cancer warriors.

Five years after winning her first battle, Angelique received the news that her breast cancer returned in April 2019 despite a double mastectomy. After three surgeries, Angelique created a "Radiate Kindness" initiative, including 33 random acts of kindness, one for each of her radiation treatments, to turn her radiation treatment into an opportunity to help others. Gestures ranged from monetary donations to her favorite causes; in-kind donations- homemade blankets to fellow cancer patients and children at CHOC, pet supplies to OC Animal Care, donating books to the library; and pay-it-forward surprises at the drive-thru window.

Due to the COVID-19 pandemic, Angelique was unable to be introduced during the home opener of the 2020-21 season, but the team flipped the script on her. On Feb. 17, 2021, the Ducks players, coaches and staff sat in the Honda Center seats and surprised Angelique with a standing ovation as she was introduced and walked out onto the ice for the first time.

As a longtime season ticket holder, Angelique credits the Ducks with being an important part of her life and throughout her cancer journey. Because of her perseverance and bravery, Angelique was honored with the Susan G. Komen Orange County 2019 "Most Inspirational Breast Cancer Survivor" Award.

Lera Doederlein - 2019-20

Lera Doederlein was introduced as the fourth 21st Duck at Honda Center on Oct. 3, 2019.

Born in Russia and adopted at the age of 21 months, Doederlein wore leg braces and used crutches most of her life due to being born with a condition called Arthrogryposis Multiplex Congenita (in both legs). After several surgeries and facing life in a wheelchair, Doederlein decided to take control of her mobility in 2017 and elected to have a double above-knee amputation. She was just 14 years of age at the time. Lera became dedicated to finding and creating her own way in sports as a bilateral amputee, as well as advocating and serving as an ambassador for adaptive sports.

Not long after her surgery, Lera was shown the sport of sled hockey at a sport amputee clinic and quickly fell in love with the game. Originally from Arizona, Lera began playing for the Arizona Coyotes sled program, and in 2018, she moved to San Diego where she joined the San Diego Ducks Sled hockey

team. Beginning on the youth team, she served as a mentor to her teammates through her leadership, kindness and passion for the sport and scored 10 of the team's 19 goals in leading the team to the USA Hockey Disabled Hockey Festival's national championship.

Lera serves as a featured athlete for the Challenged Athletes Foundation, which provides opportunities and support to people with physical challenges, so they can pursue active lifestyles through physical fitness and competitive athletics.

In 2022, Lera represented Team USA at the Paralympic Winter Games in Beijing. She participated in the Sprint Biathlon, Middle-Distance Biathlon, Sprint Cross-Country, Middle-Distance Cross-Country.

Michael Lu - 2018-19

Michael Lu became the third 21st Duck when he was introduced at Honda Center on Oct. 8, 2018. A dedicated Ducks fan since 1993, Michael was diagnosed with Parkinson's at 28. He plans on not only finding a cure for Parkinson's, but to inspire others that this disease is solely just a disease. Parkinson's is a part of him, but it does not define him.

Michael was raised playing roller and ice hockey since age four in the Jr. Ducks program. He continued playing locally until his diagnosis in 2017. Even though he cannot play at the level he once did, he continued to work as a hockey instructor in the Ducks Learn to Play Program where he helped grow children's hockey skills and love for the game.

Michael earned a master's degree in Educational Psychology to counsel children with disabilities. Michael is optimistic and hopeful about life and his journey with Parkinson's. He works with the nonprofit organization Parkinson's Resource Organization as a member of the Board of Directors and is making it his mission to take his diagnosis to help raise awareness for Parkinson's to find a cure.

Katie Hawley - 2017-18

Katie Hawley became the second 21st Duck on Oct. 5, 2017, when she was introduced at Honda Center. Katie has been battling neuroblastoma since the age of nine, a rare childhood cancer. Katie had defeated cancer twice and endured countless surgeries, chemotherapy sessions, radiation treatments, scans, and blood transfusions. When Katie was diagnosed with cancer for the third time in December 2016, her spirits were low, and she told her parents that she did not want to fight anymore. Katie was given tickets to attend a Ducks game with her family. She credits watching that game and her favorite player, Rickard Rakell, as a key to reenergizing her drive to beat the disease.

Katie not only continues to fight the disease, but she also inspires

others. Katie is a Courageous Kid with the Jessie Rees Foundation, a nonprofit organization ensuring that every child fighting cancer has the support to "Never Ever Give Up!" She has also helped raise awareness through the Pediatric Cancer Research Foundation's 5K run, the American Cancer Society's Relay for Life and has created her own way to give back to patients in need through S.O.S., Stuff Our Slippers.

As part of her 21st Duck experience,



Katie joined the team for practice to prepare for her Opening Night skate onto Honda Center ice - joined Rickard Rakell on the pre-game Orange Carpet - and then was led out onto the ice by Rakell and Corey Perry for player introductions, where she told them both


to score goals that night. Perry had two goals in the game, and Rakell broke a 4-4 tie with the eventual game-winner late in regulation.

Kai Quinonez - 2015-16

Kai Quinonez is the inaugural 21st Duck. He was introduced to a sold-out crowd during the Ducks home opener on Oct. 12, 2015, at Honda Center through the Make-A-Wish Foundation of Orange County and Inland Empire. A youth hockey player, Kai was diagnosed with aplastic anemia when he was nine, and through the Make-A-Wish Foundation, he was afforded the opportunity to practice with the Ducks and join them for the home opener.

Kai was originally granted a day with the team and took part in a practice with Ducks players but was surprised by the club in what was the start of an inspiring new tradition. Kai, then 13 years old, arrived for Opening Night to walk the Orange Carpet with his favorite player, Hampus Lindholm. Kai skated out onto the Honda Center ice during the player introduction and was introduced as the 21st member of the Ducks for the 2015-16 season.

As part of his Make-A-Wish, Upper Deck surprised Kai by unveiling his very own Upper Deck Young Guns rookie card during the game at Honda Center in front of his family and fans in attendance. With a dream to play hockey, Kai played in multiple seasons for Los Alamitos High School in the Anaheim Ducks High School Hockey League from 2017-19.



YOUTH HOCKEY AND FAN DEVELOPMENT

The Anaheim Ducks are committed to growing the game of hockey in Southern California. Together with the NHL and USA Hockey, the team strives to provide opportunities for people from all walks of life to take part in the game.

FAN DEVELOPMENT PROGRAMS

S.C.O.R.E

The award-winning Anaheim Ducks S.C.O.R.E. (Scholastic Curriculum Of Recreation & Education) program was developed by the Ducks in 2005 with the goal of making a positive impact with youth in local schools and hockey communities throughout Southern California. Based on the team's goals in the community and through funding from the Anaheim Ducks Foundation, Ducks S.C.O.R.E. has been made free of charge to all its participants. The program uses the sport of hockey to teach educational themes, encourage healthy and active living, reinforce the importance of positive character building, and reward youth for their dedication of pursuing academic excellence.

Through its initiatives, Ducks S.C.O.R.E. has contributed to the educational landscape within traditional and non-traditional settings while impacting over 45,000 students annually. It provides educators with viable alternatives to costly programming, especially during times when funding for extra-curricular programs have decreased, or in some cases, cut entirely. As a testament to the program's success in its community, Ducks S.C.O.R.E. has received local, state, and national awards from educational organizations; it has also inspired local educators, organizations, and museums to include the use of hockey within the walls of their educational settings. Ducks S.C.O.R.E. in its entirety, is a multifaceted program. It is comprised of two major parts, an in-class education initiative and a physical education curriculum featuring street hockey.

Reading is the Goal

Reading Is the Goal is part of the Anaheim Ducks S.C.O.R.E. In-Class Education Program and rewards fourth grade students for their time spent reading per day within a flexible 30-day period. Its goals are to convey the importance of reading as the foundation to success and to help students cultivate a life-long love for reading. Since its inception, Reading Is the Goal has made significant contributions within schools. It has raised students' reading proficiency as well as test scores among its participants. Through its work in the community, Reading Is the Goal has received awards from the International Reading

Association (IRA).

Reading Is the Goal is an effective literacy program implemented in classrooms with flexibility and with a minor time commitment. Over a 30-day period, students record their daily reading times on an official Reading Is the Goal form. The Ducks reward students based upon their participation and personal achievement reaching various plateau levels of 600, 1200, 1800, and 3000 total minutes read. To help encourage all students to read, they can work together to win great prizes for their entire classroom. Teachers who participate in this free program will receive an official Ducks Reading Is the Goal Kit containing materials to supplement student engagement in the program. These materials include a Reading Is the Goal two (2) pocket folders, pencil pouch, pencil, eraser, and reading chart.

Reading Is the Goal Day is the Anaheim Ducks' annual event used to promote literacy and the importance of education to students locally. Each year, the Ducks select a school from its Ducks S.C.O.R.E. Reading Is the Goal participants from the previous year as a recipient of this exciting day. Ducks executive and front office members visit each classroom to interact with students as well as read to them. The event concludes with an all-school assembly with Anaheim Ducks players reading a children's book, conduct a question-and-answer session, and present gifts to the school.

First Flight Field Trip

Part of the S.C.O.R.E curriculum, the annual First Flight Field Trip that transforms Honda Center into the largest science of hockey classroom in North America with over 16,000 students from 150 schools per year. First Flight encourages students to engage in and explore science, technology, engineering, and math (STEM) through a variety of activities and demonstrations. STEM education is a fundamental part of the Anaheim Ducks S.C.O.R.E. program and is utilized to ignite students' interest and passion in the STEM fields.

Recognized as an educational event for all ages by the California State Assembly and as a contributor to informal education by the National Science Teachers' Association, First Flight is completely free to participating schools and students, and the

YOUTH HOCKEY AND FAN DEVELOPMENT

curriculum has been designed to meet the state's educational content standards for grades 3-6. First Flight was the recipient of the 2010 Michael Faraday Science Communicator Award from the NSTA for its contributions to informal education through its unique and innovative methods to communicate in-class subjects such as math and science. The award was created in 2003 when the Discovery Channel teamed with NSTA, to honor individuals/organizations that are not classroom teachers but who work in or have developed a compatible setting for science communication (e.g., museum, nature center, zoo, state park, aquarium, radio, television, internet, and other science-rich institutions and/or media).

Captain's Challenge

The Captain's Challenge is a health and fitness program that was created to help students learn to become a captain like the Anaheim Ducks captains of past and present. Through lessons on leadership, perseverance, integrity, courage, and accountability, students will understand how to lead themselves and others to better health and fitness. This month-long program was designed to inspire, motivate, and empower students while placing minimal burden for implementation in the classroom. As an added benefit of participating in the Captain's Challenge activities, students will be better prepared for their fifth grade California Physical Fitness Test.

The Captain's Challenge Fit Finals is the culminating experience for schools in the Captain's Challenge Program. This event helps teachers administer five of the six required testing areas [aerobic capacity, abdominal strength, trunk extensor strength, upper body strength, and flexibility] for the State of California Grade Five Physical Fitness assessment. Anaheim Ducks and community partners are on hand to record students' scores and encourage them in a highly exciting and energetic atmosphere similar to a marathon or 10k race.

Street Hockey Program

The Anaheim Ducks S.C.O.R.E. Street Hockey program is a free program designed to promote the game of hockey and physical fitness currently implemented in 75 public and private schools throughout Orange, Riverside and San Bernardino Counties.

The 10-day curriculum is intended to be taught as an in-school PE module and is guaranteed to be received by students with excitement. With the help of local educational organizations such as the Orange County Department of Education, the cur-

riculum was created to follow the physical activity, fitness, balance, motor skills, and movement concepts listed in the California Physical Education Standards for fourth grade students. Street hockey, according to these organizations, is an age-appropriate sport for fourth graders as it addresses many of the physical and mental outcomes for these students. Schools in the program receive a full donation of street hockey equipment which includes sticks, balls, nets, goaltender protection, and student instruction workbooks.

The Anaheim Ducks S.C.O.R.E. Street Hockey Shootout is an annual event inviting all schools from its physical education program to participate in a one-day street hockey festival at Honda Center. The featured portion of the event is a street hockey tournament in which fourth grade students from these schools compete against other schools for the perpetual Ducks S.C.O.R.E. Shootout Cup.

YOUTH HOCKEY PROGRAMS

Irvine ICE Foundation consists of the Anaheim Jr. Ducks, Anaheim Lady Ducks, and the Anaheim Ducks High School Hockey League. It is a youth hockey organization dedicated to the development of players at every skill level. The IIF youth hockey programs have 20-plus years of tradition as one of the premier hockey programs in Southern California. USA Hockey recognized The Rinks, the Jr. Ducks and the Lady Ducks as Model Club Associations dedicated to age-appropriate, age-specific skill development, in accordance with USA Hockey's American Development Model. It marked the first time USA Hockey has honored three programs within an organization, while the program became only the 21st in the nation to be honored as a Model Club. The youth hockey programs offer competitive teams for boys (ages 6-18) and girls (ages 6-19).

The IIF programs have produced four first-round NHL Draft picks and 10 players overall the last five years. The program also develops numerous men's and women's NCAA Division I and 3 student athletes. Four players developed by the Jr. Ducks were selected in the 2024 NHL Draft, including the highest selection by a Jr. Ducks player, Zeev Buim (12th overall) by the Minnesota Wild.

The Lady Ducks are the leading girls hockey program in Southern California and all of the Western United States, with over 150 athletes signing at the NCAA Division I and III as well as ACHA College Hockey. The San Diego Jr. Gulls joined IIF in October 2020. The Jr. Gulls are the largest youth hockey program in San Diego and one of the top programs in

YOUTH HOCKEY AND FAN DEVELOPMENT

California having consisted of teams from 8-under to 18-under for more than 40 years. There are currently 11 Jr. Gulls teams. The Jr. Gulls have developed players that have progressed to the NHL, other professional leagues, NCAA, Junior A Tier 1 & 2, and the U.S. National Team Development Program (USNTDP).

The Lady Ducks program has developed several of the top players in women's hockey. Notable Lady Ducks alumni include two-time Olympian and NCAA National Champion, Cayla Barnes. She was selected by Montreal in the first round (fifth overall) in the 2024 Professional Women's Hockey League (PWHL) Draft.

Anaheim Ducks High School Hockey League

The Anaheim Ducks High School Hockey League (ADHSHL) began with one team in 2008, growing to over 55 teams from over 30 schools in Southern California. The league consists of five divisions (varsity divisions 1-3 and two junior varsity divisions). The ADHSHL All-Star Games take place annually in January and feature some of the best high school hockey players in Southern California. The league features weekly games at various rink locations operated by The Rinks & Great Park Ice, including Anaheim ICE, Great Park Ice & FivePoint Arena, Honda Center, Lakewood ICE and San Diego Ice Arena.

The goal of the ADHSHL is to provide student-athletes a positive high school hockey experience on the ice, as well as academically and socially. The league has also won three National Championships at the USA Hockey Nationals, with Santa Margarita winning in 2013, 2018 and 2019 (finalist in 2015). In addition, seven local teams affiliated with the Ducks programs won California State Championships in 2015 with three additional teams winning the Southern California Amateur Hockey Association Championships. In 2021, the Capistrano Coyotes were a Finalist in the Division 2 National Championship. Numerous players have been drafted by NHL.

G.O.A.L. Hockey

The Anaheim Ducks G.O.A.L. (Growth Outreach & Awareness Locally) Hockey program is a grassroots initiative created to develop community-based projects that promote and educate local Orange County youth about the sport of hockey and the Anaheim Ducks. G.O.A.L. strives to develop new ways to keep our community and youth involved in hockey, whether it be street, inline, or ice. With tournaments, leagues, clinics, or events throughout the NHL season, G.O.A.L. has several programs available to help grow the sport in Southern California.

G.O.A.L. takes pride in implementing a programmatic pathway that molds local youth into hockey players in the community. After youth participate in the S.C.O.R.E. Street Hockey program, participating schools have the opportunity to sign their students up for the i3 Roller Hockey League. Here, students will have the opportunity to continue playing the sport of hockey through 8th grade. Following i3, numerous participants have graduated from roller hockey and take on the new endeavor of ice hockey in the Anaheim Ducks High School Hockey League (ADHSHL).

i3 Roller Hockey League

The Anaheim Ducks i3 (Interscholastic Inline Initiative) Roller Hockey League is an interscholastic league offered to students in 5th-8th grade. The season takes place from March through May with all games taking place directly after school. The league currently consists of junior varsity and varsity divisions, with teams from ten Orange County schools. The Anaheim Ducks host the annual i3 Showcase Games and Skills Competition at The Rinks-Irvine Inline, which features at least one representative from each team. Each representative is selected by their coaches based on their commitment to academics and their team. At the culmination of the season, all participating teams advance to the playoffs for the opportunity to be crowned champions. The Anaheim Ducks have provided opportunities to several Title I schools to assist in providing students the opportunity to play in the league.

PLAYERS

2024-25 DUCKS PLAYER PERSONNEL

FORWARDS								
No.	NAME	HT	WT	POS	S	BIRTHPLACE	BIRTHDATE	2023-24 CLUB
11	Trevor Zegras	6-0	185	C	L	Bedford, N.Y.	March 20, 2001	Anaheim (NHL)
13	Robby Fabbri	5-11	185	C	L	Mississauga, Ont.	Jan. 22, 1996	Detroit (NHL)
16	Ryan Strome	6-1	196	C	R	Mississauga, Ont.	July 11, 1993	Anaheim (NHL)
17	Alex Killorn	6-1	204	C	L	Halifax, N.S.	Sept. 14, 1989	Tampa Bay (NHL)
19	Troy Terry	6-0	185	RW	R	Denver, Colo.	Sept. 10, 1997	Anaheim (NHL)
20	Brett Leason	6-5	220	RW	R	Calgary, Alta.	April 30, 1999	Anaheim (NHL)
21	Isac Lundestrom	6-0	191	C	L	Gallivare, Sweden	Nov. 6, 1999	Anaheim (NHL)
23	Mason McTavish	6-1	219	C	L	Zurich, Switzerland	Jan. 30, 2003	Anaheim (NHL)
26	Brock McGinn	6-0	190	LW	L	Fergus, Ont.	Feb. 2, 1994	Anaheim (NHL)
38	Jansen Harkins	6-2	197	C	L	Cleveland, Ohio	May 23, 1997	Pittsburgh (NHL) Wilkes-Barre/Scranton (AHL)
39	Carson Meyer	5-11	184	RW	R	Powell, Ohio	Aug. 18, 1997	Columbus (NHL)/ Cleveland (AHL)
40	Pavol Regenda	6-3	219	LW	L	Michalovce, Slovakia	Dec. 7, 1999	Anaheim (NHL)/ San Diego (AHL)
41	Nathan Gaucher	6-3	209	C	R	Chambly, Que.	Nov. 6, 2003	San Diego (AHL)
44	Ross Johnston	6-5	232	L	L	Charlottetown, PEI	Feb. 18, 1994	Anaheim (NHL)
45	Beckett Sennecke	6-3	185	RW	R	Toronto, Ontario	Jan. 28, 2006	Oshawa (OHL)
48	Nico Myatovic	6-2	186	LW	L	Prince George, B.C.	Dec. 1, 2004	Seattle (WHL)
52	Lucas Pettersson	6-0	180	C	L	Örnsköldsvik Sweden	April 17, 2006	Modo (Sweden Jr.)
54	Carey Terrance	6-0	180	C	L	Akwesasne, New York	May 10, 2005	Erie (OHL)
55	Coulson Pitre	6-1	185	RW	R	Newmarket, Ontario	Dec. 13, 2004	Flint (OHL)
56	Maxim Masse	6-3	190	RW	R	Rimouski, Que.	April 7, 2006	Chicoutimi (QMJHL)
57	Yegor Sidorov	6-0	177	RW	L	Vitebsk, Belarus	June 18, 2004	Saskatoon (WHL)
58	Ethan Proczszyn	6-2	192	C	R	Wasaga Beach, Ont.	July 11, 2006	North Bay (OHL)
59	Sasha Pastujov	6-0	192	RW	L	Bradenton, Fla.	July 15, 2003	Guelph (OHL)
61	Cutter Gauthier	6-2	201	LW	L	Skelleftea, Sweden	Jan. 19, 2004	Anaheim (NHL)/ Boston College (NCAA)
62	Nikita Nesterenko	6-2	194	C	L	Brooklyn, N.Y.	Sept. 10, 2001	Anaheim (NHL)/ San Diego (AHL)
64	Sam Colangelo	6-2	205	RW	R	Stoneham, Mass.	Dec. 26, 2001	Anaheim (NHL)/ San Diego (AHL) /W. Michigan (NCAA)
70	Alexandre Blais	5-10	175	C	L	Longueuil, Que.	Nov. 14, 2005	Rimouski (QMJHL)
73	Jan Mysak	5-11	185	C	L	Litvinov, Czechia	June 24, 2002	San Diego (AHL)/ Laval (AHL)
75	Judd Caulfield	6-2	218	RW	R	Grand Forks, N.D.	March 19, 2001	San Diego (AHL)
77	Frank Vatrano	5-11	204	RW	L	East Longmeadow, Mass.	March 14, 1994	Anaheim (NHL)
83	Jaxsen Wiebe	6-1	203	RW	R	Moose Jaw, Sask.	May 26, 2002	Edmonton (WHL)/ Prince George (WHL)
85	Josh Lopina	6-2	199	C	R	Chicago, Ill.	Feb. 16, 2021	San Diego (AHL)
91	Leo Carlsson	6-3	203	C	L	Karlstad, Sweden	Dec. 26, 2004	Anaheim (NHL)


2024-25 DUCKS PLAYER PERSONNEL

DEFENSEMEN

No.	NAME	HT	WT	POS	S	BIRTHPLACE	BIRTHDATE	2023-24 CLUB
2	Jackson LaCombe	6-2	205	D	L	Eden Prairie, Minn.	Jan. 9, 2001	Anaheim (NHL)
4	Cam Fowler	6-1	210	D	L	Windsor, Ont.	Dec. 5, 1991	Anaheim (NHL)
5	Urho Vaakanainen	6-2	205	D	L	Joensuu, Finland	Jan. 1, 1999	Anaheim (NHL)
6	Brian Dumoulin	6-4	214	D	L	Biddeford, Maine	Sept. 6, 1991	Seattle (NHL)
7	Radko Gudas	6-0	207	D	R	Prague, Czech Republic	June 5, 1990	Anaheim (NHL)
34	Pavel Mintyukov	6-2	208	D	L	Moscow, Russia	Nov. 25, 2003	Anaheim (NHL)
43	Drew Helleson	6-3	211	D	R	Farmington Hills, Minn.	March 26, 2001	Anaheim (NHL)/ San Diego (AHL)
47	Noah Warren	6-5	224	D	R	Montreal, Que.	July 15, 2004	Victoriaville (QMJHL)
50	Stian Solberg	6-2	205	D	L	Oslo, Norway	Dec. 29, 2005	Valerenga (Norway)
51	Olen Zellweger	5-10	189	D	L	Fort Saskatchewan, Alta.	Sept. 10, 2003	Anaheim (NHL)/ San Diego (AHL)
60	Tyson Hinds	6-3	192	D	L	Gatineau, Que.	March 12, 2003	San Diego (AHL)
63	Konnor Smith	6-4	218	D	L	Windsor, Ont.	Nov., 6, 2004	Owen Sound (OHL)/ Peterborough (OHL)
65	Tarin Smith	6-1	187	D	L	Porcupine Plain, Sask.	March 24, 2006	Everett (WHL)
67	Tristan Luneau	6-2	202	D	R	Victoriaville, Que.	Jan. 12, 2004	Anaheim (NHL)/ San Diego (AHL)
76	Rodwin Dionicio	6-2	196	D	L	Newark, N.J.	March 30, 2004	Saginaw (OHL)/ Windsor (OHL)
88	Darels Uljanskis	6-2	194	D	L	Riga, Latvia	Aug. 25, 2006	AIK Jr. (Sweden Jr.)
89	Vojtech Port	6-1	177	D	R	Jihlava, Czechia	Aug. 3, 2005	Moose Jaw (WHL) Edmonton (WHL)

GOALTENDERS

No.	NAME	HT	WT	POS	C	BIRTHPLACE	BIRTHDATE	2023-24 CLUB
1	Lukas Dostal	6-2	188	G	L	Brno, Czech Republic	June 22, 2000	Anaheim (NHL)
30	Oscar Dansk	6-3	204	G	L	Stockholm, Sweden	Feb. 28, 1994	Calgary (AHL)
31	Calle Clang	6-2	198	G	L	Olofstrom, Sweden	May 20, 2002	San Diego (AHL)
32	Vyacheslav Buteyets	6-4	210	G	L	Chelyabinsk, Russia	May 29, 2002	Chelmet (KHL), Chelmet (VHL)
36	John Gibson	6-3	214	G	L	Pittsburgh, Penn.	July 14, 1993	Anaheim (NHL)
68	Damian Clara	6-6	214	G	L	Brunico, Italy	Jan. 13, 2005	Brynäs (Sweden 2)
78	Tomas Suchanek	6-0	176	G	L	Prerov, Czechia	April 30, 2003	San Diego (AHL)/ Tulsa ECHL)



LEO CARLSSON

LEE-oh KAHRL-suhn

POS
C

HT
6-3

WT
203

SHOOTS
LEFT

2023-24

- Scored 12-17=29 points in 55 games as a rookie, with his 12 goals tied for the most by a teenager in Ducks history (also Stanislav Chistov; 12 in 2002-03).
- Led all NHL players 20-and-under with eight third period goals.
- Among NHL rookies, was tied for second in PPG (4) and seventh in points per game (.53, min. 41 GP).
- He also led all Ducks rookies in goals and points and was tied for fourth in PPG (4), fifth in goals and seventh in scoring among all Ducks players.
- Scored his first career goal in his NHL debut, Oct. 19 vs. DAL. At 18 years, 297 days, became the second-youngest player in Ducks history to score a goal in his debut, trailing only Mason McTavish (18 years, 256 days). He also became the third-youngest player in franchise history to record a point, trailing only Oleg Tverdovsky (18 years, 250 days, Jan. 23, 1995 @ WPG; 0-3=3) and McTavish. He is the third-youngest Duck to score a goal and second-youngest European to do so (Tverdovsky, 18 years, 259 days, Feb. 1, 1995 @ DAL).
- Became the third-youngest player in Ducks history with a multi-point game (1-1=2), Oct. 26 @ PHI (18 years, 304 days).
- Became the 10th 18-year-old in NHL history (first Ducks player) to record a primary assist on an OT goal in the regular season, Oct. 26 @ BOS. The assist marked the first of his career and his first OT point.
- Scored his first shootout goal (game-deciding goal) as a part of a multi-point effort (1-1=2), Dec. 2 vs. COL
- Scored his first career hat trick, Nov. 10 vs. PHI (3-0=3). At 18 years, 319 days, was the sixth 18-year-old to score a hat trick in the past 30 years, the youngest Duck to net three goals and the only 18-year-old in Ducks history to score multiple goals. Is also one of three Ducks rookies to record a hat trick (also Sam Steel and Bobby Ryan).
- Carlsson (No. 2 overall), Connor Bedard (No. 1; 0-1=1 on Oct. 10 w/ CHI) and Adam Fantilli (No. 3; 0-1=1 on Oct. 12 w/ CBJ) all recorded a point in their debut this season. The 2023 draft class became the second in NHL history to feature the top three picks each finding the score sheet in their League debut in the ensuing regular season, following the 2009 draft class (John Tavares, Victor Hedman & Matt Duchene). Carlsson was the only 2023 NHL Draft selection to score a goal in his NHL debut.
- Missed 18 games due to injury, including 10 with a sprained MCL (Dec. 21-Jan. 13) and eight from Mar. 1-15 (upper-body).

CAREER

- Was named the Swedish Junior Hockey Player of the Year in 2022-23 with Orebro, recording the most points (10-15=25 in 44 GP) and assists by a junior player in the league as an 18-year-old. Led SHL players 20-and-under in points per game (.57), was second in goals and third in points and assists.
- His 25 points were the fifth-most all-time by a draft-eligible player in the SHL, trailing only Daniel Sedin (42 points in 1998-99), Henrik Sedin (34 points in 1998-99), Elias Lindholm (30 points in 2012-13) and Nicklas Backstrom (26 points in 2005-06).
- Had 1-8=9 points with a +8 rating in 13 SHL Playoff games in 2023, helping Orebro to the semifinals. Led Orebro in postseason assists and ranked second in scoring. Among all SHL Playoff leaders after the semifinals concluded, ranked tied for second in assists, third in plus/minus, and fifth in points.
- His eight playoff assists tied him for the most all-time by a draft eligible player in the SHL (also Daniel and Henrik Sedin). His nine points trailed only Daniel Sedin (12) and Henrik Sedin (10).
- As a 17-year-old, had 3-6=9 points in 35 SHL games with Orebro in 2021-22.
- Signed a three-year entry-level contract, July 12, 2023.

BORN

December 26, 2005 (19); Karlstad, Sweden

DRAFTED

By Anaheim in the first round (second overall) of the 2023 NHL Draft

CONTRACT

Signed through the 2025-26 NHL season

91

INTERNATIONAL

- Has represented Sweden at numerous international tournaments, including the 2023 World Championship (2-3=5 points with a +5 rating in eight games) where he was the youngest-ever player to score a goal for Sweden, May 14 vs. Austria (18 years, 138 days) and the youngest Swede to appear at the tournament, May 12 vs. Germany (18 years, 136 days).
- Also scored 3-3=6 points with a +4 rating for Sweden at the 2023 World Junior Championship, ranking third among Sweden skaters in points and goals as one of two underage forwards. Helped Sweden to a gold medal at the 2022 U-18 World Championship (scored 2-1=3 points in two games) and also earned bronze for his country at the 2021 Hlinka Gretzky Cup.
- Signed a three-year entry-level contract, July 12, 2023.

PERSONAL

- His father, Kenneth, was a defenseman who played professional hockey in Sweden from 1995-04 for Sunne IK, Grums IK, IFK Munkfors and Forshaga IF.
- His favorite artist is Drake, he likes to golf in his spare time and his go-to karaoke song is Dancing Queen by ABBA.
- Goal song: Drip Too Hard by Lil Baby

REGULAR SEASON										PLAYOFFS				
Season	Team	League	GP	G	A	Pts.	PIM	+/-		GP	G	A	Pts.	PIM
2020-21	Orebro Jr.	Sweden Jr.	19	4	5	9	12	+4		-	-	-	-	-
2021-22	Orebro Jr.	SHL	35	3	6	9	4	+1		-	-	-	-	-
	Orebro Jr.	Sweden Jr.	14	10	17	27	2	+15		4	1	7	8	2
2022-23	Orebro	SHL	44	10	15	25	6	-5		13	1	8	9	4
2023-24	ANAHEIM	NHL	55	12	17	29	15	-11		-	-	-	-	-
NHL Totals			55	12	17	29	15	-11		-	-	-	-	-
SHL Totals			79	13	21	34	10	-4		13	1	8	9	4
Sweden Jr.			33	14	22	36	14	+19		4	1	7	8	2

CAREER

FIRSTS

- Game: Oct. 19, 2023 vs. DAL
Goal: Oct. 19, 2023 vs. DAL (Jake Oettinger)
Assist: Oct. 26, 2023 @ BOS

HAT TRICKS

- 1
Nov. 10, 2023 vs. PHI

MULTI-POINT GAMES

- 5
(2 multi-goal, 1 multi-assist)

OT GOALS

None

GAME HIGHS

GOALS

- 3
Nov. 10 vs. PHI (3-0=3)

ASSISTS

- 2
Jan. 21 vs. NYR (0-2=2)

POINTS

- 3
Nov. 10 vs. PHI (3-0=3)

SOG

- 5
six times (last: Apr. 7 vs. STL)

STREAKS

GOALS

- Two games, twice
(last: Apr. 5-7, 2024; 3-0=3)

ASSISTS

- Two games, three times
(last: Jan. 31-Feb. 9, 2024; 0-2=2)

POINTS

- Three games, twice
(last: Apr. 2-7, 2024; 3-1=4)

PENALTY SHOTS

None



LUKAS DOSTAL

LOO-kahsh DOH-stahl

POS
G

HT
6-2

WT
190

CATCHES
LEFT

2023-24

- In his third season with Anaheim, posted a 14-23-3 record with a 3.33 GAA and .902 SV% in 44 appearances and 38 starts. Set career-highs in wins, appearances and starts.
- Led all NHL rookies in saves (1,181), was second in appearances (44), third in starts (38) and fourth in wins (14).
- Set the Ducks rookie record for goaltender appearances in a single season, surpassing the 40 by John Gibson in 2014-15.
- Also set new records by a Ducks rookie goalie, including saves, games started, shots faced (1,310) and TOI (2,322:49).
- Became the third rookie goaltender in Ducks history with his first career shutout (29 saves) March 21 vs. CHI, joining John Gibson (six) and Ilya Bryzgalov (once).
- Set a Ducks record for saves in a win, stopping 52-of-55 shots March 1 vs. NJD, including his first career penalty shot save on Jack Hughes with 2.1 seconds left in regulation.
- Stopped a Ducks single-game record/career-high 55 shots in regulation & OT, the most in the NHL this season, Jan. 3 vs. TOR. Also faced the second-most shots in franchise history.
- Was the eighth rookie in NHL history with multiple 50-save games, including Jan. 3 vs. TOR (55) and March 1 vs. NJD (52), with the last goaltender to do so Byron Dafoe (twice in 1995-96 w/ LAK).
- Won a career-best four straight games Oct. 24-Nov. 1 (2.93 GAA, .920 SV%)
- Was named the NHL Rookie of the Month for October 2023, leading rookie goalies with four wins (4-1-0, 2.79 GAA, .921 SV%).

CAREER

- Made his NHL debut with the Ducks, Jan. 9, 2022 vs. DET, setting the record for most saves by a Ducks goaltender in their NHL debut (33) in a 4-3 shootout win. Also stopped both shootout attempts in the victory.
- In 2022-23 with Anaheim, posted a 4-10-3 record with a 3.78 GAA and .901 SV% in 19 appearances (17 starts). Became the first Ducks rookie goaltender with multiple 40-save appearances with 42 saves, Dec. 23, 2022 vs. CGY (also Dec. 17 @ EDM, 46). Also appeared in 34 games for San Diego (AHL) during the 2022-23 season, earning an 11-21-0 record with a career-high three shutouts, 2.97 GAA and .912 SV%.
- Was named co-MVP of the 2023 AHL All-Star Challenge alongside Calgary Wranglers goaltender Dustin Wolf, Feb. 6, 2023. Recorded two assists in the AHL showcase, tying Christopher Gibson (2018) for the most helpers in an All-Star Challenge/Game (since 1995).
- In 2021-22 with San Diego (AHL), went 18-14-3 in 40 appearances, finishing with Gulls rookie goaltender records for games played, GAA (2.60), minutes (2,189) and shutouts (2). Was tied for the AHL rookie goaltender lead in shutouts, tied for second in GAA, third in SV% and sixth in wins.
- Scored the first goaltender goal in organization history (NHL or AHL) with the Gulls, Mar. 2, 2022 @ Colorado. Became the 16th goaltender in AHL history to score a goal (17th including playoffs), while also stopping a career high 51-of-53 shots.
- Split 2020-21 with Ilves (Finland) and San Diego (AHL), combining for a 25-9-1 record with a 2.48 GAA and .923 in 35 contests. With Ilves, went 10-0-1 with one shutout, a 1.64 GAA and .941 SV% in 11 games prior to joining San Diego (AHL), leading the SM-liiga in wins, GAA and SV% and ranked sixth in minutes (659)
- In 2019-20 was named the SM-liiga Best Goaltender (Urpo Ylönen Award), compiling a 27-8-6 record with three shutouts, a 1.78 GAA and .927 SV% in 43 appearances with Ilves. Led the SM-liiga in wins, ranked second in GAA, third in SV% and minutes (2,592). Was selected to the league All-Star Team.
- Led Kometa Brno's Under-20 team to a league championship in 2017-18, leading all playoff netminders with a 1.40 GAA and .959 SV% in seven games.

INTERNATIONAL

- Helped Czechia to a gold medal and was named Best Goaltender and to the Media All-Star Team at the 2024 World Championship, posting a 6-2-0 record with three shutouts,

BORN
June 22, 2000 (24); Brno, Czech Republic

DRAFTED
By Anaheim in the third round (85th overall) of the
2018 NHL Draft

CONTRACT
Signed through the 2024-25 NHL season

1

- a 1.58 GAA and .939 SV%.
- Represented the Czech Republic at the 2020 World Junior Championship, posting a 1.25 GAA and .957 SV% in four games. He led tournament goaltenders in SV%, co-led in fewest goals allowed (5), and ranked second in GAA.
 - Won a silver medal at the 2017 Ivan Hlinka Memorial Tournament.

PERSONAL

- Nickname: Dosty
- He speaks four fluent languages, including English, Czech, Finnish and Slovak.
- His favorite movies are the Lord of the Rings trilogy while his favorite TV show is Game of Thrones.

REGULAR SEASON											PLAYOFFS				
Season	Team	League	GP	MIN	GA	SO	GAA	W-L-T	SV%	GP	MIN	GA	SO	GAA	W-L
2015-16	Brno Jr.	Czech Rep. Jr.	7	425	-	0	4.38	-	-	-	-	-	-	-	-
2016-17	Brno Jr.	Czech Rep. Jr.	39	2326	-	1	2.53	-	-	12	722	37	1	3.07	6-6
2017-18	Trebic	Czech Rep.-2	20	1212	-	2	2.43	-	-	-	-	-	-	-	-
2018-19	Brno Jr.	Czech Rep. Jr.	14	841	-	0	3.00	-	-	7	430	10	3	1.40	7-0
	Brno Jr.	Czech Rep. Jr.	1	65	0	1	0.00	1-0-0	1.000	-	-	-	-	-	-
	Brno	Czech Rep.	2	80	4	0	3.00	1-1-0	.852	-	-	-	-	-	-
	Trebic	Czech Rep.-2	24	1465	61	3	2.50	15-9-0	.915	-	-	-	-	-	-
	Koovee	Finland-2	1	62	2	0	1.95	0-0-1	.938	-	-	-	-	-	-
2019-20	Ilves	Finland	10	601	18	1	1.80	4-4-2	.921	7	457	19	0	2.71	2-5
	Ilves	Finland	43	2592	77	3	1.78	27-8-6	.927	-	-	-	-	-	-
2020-21	Ilves	Finland	11	659	18	1	1.64	10-0-1	.941	-	-	-	-	-	-
2021-22	San Diego	AHL	24	1424	68	0	2.87	15-9-0	.916	3	188	4	0	2.55	1-2
	San Diego	AHL	40	2189	95	2	2.60	18-14-4	.916	2	110	9	0	4.90	0-2
	ANAHEIM	NHL	4	202	10	0	2.98	1-2-0	.907	-	-	-	-	-	-
2022-23	San Diego	AHL	34	1836	91	3	2.97	11-21-0	.912	-	-	-	-	-	-
	ANAHEIM	NHL	19	1062	67	0	3.78	4-10-3	.901	-	-	-	-	-	-
2023-24	ANAHEIM	NHL	44	2322	129	1	3.33	14-23-3	.902	-	-	-	-	-	-
NHL Totals			67	3586	206	1	3.45	19-35-6	.902	-	-	-	-	-	-
AHL Totals			98	5449	254	5	2.80	44-44-4	.915	2	110	9	0	4.90	0-2
Finland Totals			53	3193	95	4	1.79	31-12-8	.926	7	457	19	0	2.71	2-5

CAREER

FIRSTS
Game: Jan. 9, 2022 vs. DET
Win: Jan. 9, 2022 vs. DET
Start: Jan. 9, 2022 vs. DET

SAVES
55
JAN. 3, 2024 VS. TOR

SHOTS FACED
57
JAN. 3, 2024 VS. TOR

GOALS AGAINST
8
NOV. 15, 2023 @ COL

CAREER

SHOOTOUT STATISTICS
1-1 (3-4, .750)

WINNING STREAK
4
Oct. 24-Nov. 1, 2023

REGULATION LOSING STREAK
5 games
NOV. 10-DEC. 15, 2023

SHUTOUT SEQUENCE
98:17 March 17-24, 2024

CAREER

CONSECUTIVE GAMES PLAYED
Five

CONSECUTIVE STARTS
Five

PENALTY SHOTS
MAR. 1, 2024 VS. NJD
(Jack Hughes; Successful)



BRIAN DUMOULIN

BRIGH-uhn DOO-moo-lee-n

POS
D

HT
6-4

WT
214

SHOOTS
LEFT

2023-24

- In his 11th NHL season and first with Seattle, earned 6-10=16 points with a +3 rating and 20 PIM in 80 games.
- His six goals set a single-season career high to rank third among Kraken defensemen.
- Scored a goal at TBL on Oct. 30, 2023, his first as a member of the Kraken, and again on Nov. 2, 2023 vs. NSH (GWG), marking the first time in his career he scored in back-to-back games.
- Appeared in his 600th NHL game, Feb. 22, 2024 vs. VAN.
- Had a season-best 1-1=2 points, his lone multi-point effort, Jan. 13, 2024 @ CBJ.
- Skated in a season-high 25:49 TOI, March 24, 2024 vs. MTL.
- Registered a personal-best +3 rating on two occasions, including Dev. 14, 2023 vs. CHI and Jan. 24, 2024 vs. CHI.

CAREER

- Helped Pittsburgh to back-to-back Stanley Cup championships in 2016 and 2017.
- Entered 2023-24 tied for 15th among all NHL defensemen with a +89 rating the last six seasons (since 2018-19).
- Set single-season career highs in points (1-24=25) and assists in 82 games with the Penguins in 2022-23, his seventh-consecutive season averaging more than 20 minutes of TOI/game.
- In 10 seasons with Pittsburgh (2013-23), collected 19-120=139 points with a +93 rating in 546 games, ranking third among all-time Penguins blueliners in plus/minus, seventh in TOI/game (20:39), ninth in assists, and 11th in points and appearances.
- His 81 Stanley Cup Playoff appearances with Pittsburgh ranked third among all-time club leaders. Also ranked sixth among all-time Penguins playoff scoring leaders (4-21=25).
- Collected 15-63=78 points with a +16 rating in 188 regular-season games with Wilkes-Barre/Scranton (AHL). Also earned 5-18=23 points in 38 playoff appearances with the AHL Penguins.
- Led Wilkes-Barre Scranton defensemen in playoff scoring in three straight campaigns (2013, 2014, 2015).
- Helped Boston College to two NCAA championships in 2010 and 2012 and three Hockey East championships in his three NCAA seasons.
- Collected 11-72=83 points with a +87 rating in 123 NCAA games at Boston College from 2009-12.
- Was named a NCAA First All-American Team twice (2011 and 2012) the Hockey East Best Defensive Defenseman twice (2010 and 2012) and a Hockey East First Team All-Star in 2011 and 2012.
- Signed a two-year contract with Seattle, July 1, 2023.

INTERNATIONAL

- Helped Team USA to a bronze medal at the 2011 World Junior Championship.
- Represented Team USA at the 2008 U-18 Ivan Hlinka Memorial in Slovakia.

PERSONAL

- Nickname: Dumo
- Became the first player from the state of Maine to win the Stanley Cup.
- Is an avid cook inspired by Anthony Bourdain, and has watched every episode of No Reservations and The Layover.
- Goal Song: Macarena by Los Del Rio

BORN

September 6, 1991 (33); Biddeford, Maine

ACQUIRED

From Seattle for a 2026 fourth-round selection, July 2, 2024

DRAFTED

By Carolina in the second round (51st overall) of the 2009 NHL Draft

CONTRACT

Signed through the 2024-25 NHL season

6

REGULAR SEASON									PLAYOFFS				
Season	Team	League	GP	G	A	Pts.	PIM	+/-	GP	G	A	Pts.	PIM
2009-10	Boston College	Hockey East	42	1	21	22	16	+37	-	-	-	-	-
2010-11	Boston College	Hockey East	37	3	30	33	6	+23	-	-	-	-	-
2011-12	Boston College	Hockey East	44	7	21	28	26	+27	-	-	-	-	-
2012-13	Wilkes-Barre/Scranton	AHL	73	6	18	24	18	-11	15	2	6	8	6
2013-14	Wilkes-Barre/Scranton	AHL	53	5	16	21	21	+2	17	3	9	12	22
	PITTSBURGH	NHL	6	0	1	1	4	+1	-	-	-	-	-
2014-15	Wilkes-Barre/Scranton	AHL	62	4	29	33	18	+25	6	0	3	3	0
	PITTSBURGH	NHL	8	1	0	1	2	0	5	0	0	0	0
2015-16	PITTSBURGH	NHL	79	0	16	16	14	+11	24	2	6	8	2
2016-17	PITTSBURGH	NHL	70	1	14	15	14	0	25	1	5	6	6
2017-18	PITTSBURGH	NHL	80	5	13	18	30	-5	12	1	6	7	2
2018-19	PITTSBURGH	NHL	76	3	20	23	20	+31	4	0	1	1	0
2019-20	PITTSBURGH	NHL	28	1	7	8	10	+17	4	0	1	1	4
2020-21	PITTSBURGH	NHL	41	4	10	14	12	+18	6	0	2	2	2
2021-22	PITTSBURGH	NHL	76	3	15	18	24	+24	1	0	0	0	0
2022-23	PITTSBURGH	NHL	82	1	24	25	16	-4	-	-	-	-	-
2023-24	SEATTLE	NHL	80	6	10	16	20	+3	-	-	-	-	-
NHL Totals			626	25	130	155	166	+96	81	4	21	25	16

CAREER

FIRSTS

Game: Dec. 14, 2013 w/ PIT @ DET

Goal: Dec. 15, 2014 w/ PIT vs. TBL (Evgeni Nabokov)

Assist: Dec. 16, 2013 w/ PIT vs. TOR

HAT TRICKS

NONE

MULTI-POINT GAMES

10

(0 multiple-goal, 8 multiple-assist)

OT GOALS

None

GAME HIGHS

GOALS

1

25 times (last: April 11, 2024 w/ SEA vs. SJS)

ASSISTS

2

eight times (last: April 6, 2023 w/ PIT vs. CBJ; 0-2=2)

POINTS

3

Jan. 21, 2022 w/ PIT @ CBJ (1-2=3)

SOG

5

four times (Feb. 25, 2023 w/ PIT @ STL)

STREAKS

GOALS

Two games

Oct. 30-Nov. 2, 2023 (2-0=2)

ASSISTS

Three games

five times (last: March 30-April 2, 2023; 0-4=4)


POINTS

Six games

April 3-15, 2021 (2-4=6)

PENALTY SHOTS

None



ROBBY FABBRI

RAW-bee FAB-ree

POS
C

HT
5-11

WT
185

SHOOTS
LEFT

2023-24

- In his ninth NHL season and fifth with Detroit, tied a career high with 18 goals, totaling 18-14=32 points in 68 games.
- Matched his goal total also set in his rookie season (also 18 in 2015-16 w/ STL), and collected his second-most points in a single season.
- Among Red Wings leaders, ranked tied for fifth in PPG (5) and GWG (3).
- Recorded six multi-point efforts, including two multi-goal games: Jan. 4, 2024 @ LAK (2-0=2) and Nov. 30, 2023 vs. CHI (2-0=2).
- Recorded 100th NHL assist, March 16, 2024 vs. BUF and collected his 200th NHL point (assist), April 13, 2024 @ TOR.

CAREER

- Helped St. Louis to a Stanley Cup championship in 2019, appearing in 10 postseason contests while earning one goal.
- Has reached double-digit goals in six of his nine NHL seasons, scoring 15 or more goals on four occasions (18 in 2015-16 and 2023-24, 17 in 2021-22 and 15 in 2019-20).
- Has overcome three Anterior Cruciate Ligament (ACL) tears during his NHL career. Missed the final 30 games of 2016-17 due to a torn ACL, the entire 2017-18 season due to a torn ACL in training camp and the final 24 games of 2021-22 with a torn ACL.
- Recorded 32-41=73 points in 164 games with St. Louis (2015-19) and 66-61=127 points in 234 contests with Detroit (2019-24).
- Led the Blues to the 2016 Western Conference Final when he became the youngest player in NHL history (20 years, 110 days) to record three points (1-2=3) in a Game 7, May 11, 2016 vs. Dallas. Was also the youngest player in Blues history to score a goal in a Game 7. Was the youngest player in NHL history to record three points (1-2=3) in Game 7.
- Led the Red Wings in GWG in 2020-21 (5) and co-led Detroit in PPG in 2019-20 (6).
- Scored 18-19=37 points as a rookie in 2015-16, tallying a career high in points, assists and appearances (72).
- Won OHL championships in 2011-12 and 2013-14, while being named the 2014 OHL Playoff MVP after scoring 13-15=28 points in 16 contests. Also scored 2-4=6 points in four games at the 2014 Memorial Cup.
- Scored 80-91=171 points with a +67 rating in 147 career OHL regular-season games, while also scoring 14-19=33 points in 30 OHL Playoff outings.
- Signed a three-year extension with Detroit through 2024-25, Dec. 13, 2021.

INTERNATIONAL

- Helped Canada to a gold medal at the 2015 World Junior Championship, scoring 2-4=6 points in five tournament games.
- Also earned gold with Canada at the 2014 Ivan Hlinka Memorial.

PERSONAL

- Nickname: Fabs
- His favorite movie is Step Brothers, his go-to TV show is Prison Break and he shared a birthday with DDD sensation Guy Fieri.
- Goal song: Next to Me by Rufus Du Sol

BORN

Jan. 22, 1996 (28); Mississauga, Ontario

ACQUIRED

From Detroit with a conditional 2025 fourth-round selection for Gage Alexander.

DRAFTED

By St. Louis in the first round (21st overall) of the 2014 NHL Draft

CONTRACT

Signed through the 2024-25 NHL season

13

Season	Team	League	REGULAR SEASON						PLAYOFFS					
			GP	G	A	Pts.	PIM	+/-	GP	G	A	Pts.	PIM	
2012-13	Guelph	OHL	59	10	23	33	38	+13	5	0	1	1	4	
2013-14	Guelph	OHL	58	45	42	87	55	+45	16	13	15	28	12	
2014-15	Guelph	OHL	30	25	26	51	40	+9	9	1	3	4	17	
	Chicago	AHL	3	1	3	4	2	0	3	0	0	0	0	
2015-16	ST. LOUIS	NHL	72	18	19	37	25	-2	20	4	11	15	6	
2016-17	ST. LOUIS	NHL	51	11	18	29	27	-16	-	-	-	-	-	
2017-18	ST. LOUIS	NHL	Did not play											
2018-19	ST. LOUIS	NHL	32	2	4	6	6	-4	10	1	0	1	0	
	San Antonio	AHL	3	1	1	2	4	-4	-	-	-	-	-	
2019-20	ST. LOUIS	NHL	9	1	0	1	2	-4	-	-	-	-	-	
	DETROIT	NHL	52	14	17	31	18	-29	-	-	-	-	-	
2020-21	DETROIT	NHL	30	10	8	18	16	+3	-	-	-	-	-	
2021-22	DETROIT	NHL	56	17	13	30	35	-26	-	-	-	-	-	
2022-23	DETROIT	NHL	28	7	9	16	22	-1	-	-	-	-	-	
2023-24	DETROIT	NHL	68	18	14	32	32	-13	-	-	-	-	-	
NHL Totals			398	98	102	200	183	-89	30	5	11	16	6	

CAREER

FIRSTS

Game: Oct. 8, 2015 w/ STL vs. EDM

Goal: Oct. 8, 2015 w/ STL vs. EDM (Cam Talbot)

Assist: Nov. 4, 2015 w/ STL @ CHI

HAT TRICKS

2

(last: March 18, 2021 w/ DET vs. DAL; 0-3=3)

MULTI-POINT GAMES

36

(9 multiple-goal, 12 multi-ple-assist)

OT GOALS

1

(Jan. 26, 2023 @ MTL)

GAME HIGHS

GOALS

3

two times (last: March 18, 2021 w/ DET vs. DAL; 0-3=3)

ASSISTS

2

12 times (last: Dec. 7, 2023 w/ DET vs. SJS; 0-2=2)

POINTS

3

four times (last: Feb. 13, 2023 w/ DET @ VAN; 1-2=3)

SOG

8

three times (last: Jan. 15, 2022 w/ DET vs. BUF)

STREAKS

GOALS

Three games

two times (last: March 4-8, 2022; 3-0=3)

ASSISTS

Four games

March 9-14, 2016 (0-5=5)

POINTS

Five games

March 6-14, 2016 (1-5=6)

PENALTY SHOTS

None



CAM FOWLER

KAM FOW-luhr

POS
D

HT
6-1

WT
210

SHOOTS
LEFT

2023-24

- Appeared in his 14th NHL season with Anaheim, recording 5-34=39 points in 81 games.
- Led Anaheim in TOI/game (24:25), PPA (16), co-led in assists and was second in PPP (2-16=18).
- Led Ducks blueliners in scoring and assists while ranking second in goals.
- Has led Anaheim defensemen in scoring each of the past five seasons, the most consecutive seasons a blueliner has paced the club in points while also the most overall seasons leading club defensemen in scoring (eight overall: 2011-12, 2013-14, 2019-20, 2020-21, 2021-22, 2022-23, 2023-24).
- Reached the 30-assist mark for the fourth time in his career (third straight season), joining Chris Pronger (2006-07, 2007-08, 2008-09) as the only defensemen in club history to record three consecutive 30-assist seasons.
- His 1978:15 total TOI was 10th among all NHL leaders, while he was 16th in TOI/game, the highest average in his career (14th season). Also ranked third among NHL leaders in SH TOI (260:22) and sixth in SH TOI/game (3:14).
- Appeared in his 967th game as a Duck, March 31 @ VAN, surpassing Teemu Selanne for sole possession of third on the club's all-time games played list.
- Appeared in his 900th career NHL game, Oct. 26 @ BOS, the first defenseman (fourth skater) in Ducks history to reach the milestone, joining Ryan Getzlaf, Cory Perry and Teemu Selanne. Was also the 14th defenseman since 2000 to reach 900 games prior to his 32nd birthday.
- Earned his 17th assist and 433rd career point, obtaining sole possession of fifth place for the most points by a Duck in club history, Jan. 13 @ TBL.
- Earned his 43rd career multi-assist game, Dec. 27 vs. VGK (0-2=2), the most by a Ducks defenseman in club history (Scott Niedermayer, 42).

CAREER

- Enters 2024-25 leading all defensemen from the 2010 NHL Draft in points (96-357=453), assists, PPP (174), SHG (4) and appearances (974) among defensemen selected in the 2010 NHL Draft. Is second in appearances and sixth in assists among all 2010 Draft selections.
- In 2022-23, set new career-highs in points (10-38=48) and assists, and matched his career-best playing in all 82 games (was one of two Anaheim skaters to appear in all 82 games).
- Skated in an NHL regular-season record 38:54 TOI, Apr. 8, 2023 @ ARI. His TOI surpassed CGY's Dennis Wideman's 35:08 TOI, Jan. 18, 2014 @ VAN (TOI tracking began in 1997-98).
- Recorded his 400th career point, Feb. 25, 2023 @ CAR. Became the first defenseman and sixth skater in Ducks history to record 400 points (90-310=400). Joined Ryan Getzlaf (1,019), Teemu Selanne (988), Corey Perry (776), Paul Kariya (669) & Steve Rucchin (432).
- Became the first Ducks defenseman to appear in 800 games, Mar. 31 vs. DAL.
- Became the franchise's all-time leading goal scorer among defensemen with his 61st career tally to surpass Scott Niedermayer, Oct. 29, 2019 vs. WPG and also surpassed Niedermayer for the club's all-time points record by a blueliner, Mar. 8, 2019 vs. MTL.
- Became the seventh defenseman in NHL history to record three goals, including the OT winner, Nov. 4, 2018 vs. CBJ. The last three such instances were accomplished by the Ducks (Lubomir Visnovsky Mar. 4, 2011 vs. DAL and Hampus Lindholm Dec. 21, 2017 @ NYI). No other NHL team has had a defenseman accomplish the feat since Dec. 2003 (MTL's Sheldon Souray).
- Won Memorial Cup and OHL championships in 2010. Was named to the 2010 Memorial Cup All-Star Team, leading all defensemen in scoring (2-4=6 points in four GP).
- Signed an eight-year contract extension through the 2025-26 season, July 1, 2017

BORN

December 5, 1991 (32); Windsor, Ontario

DRAFTED

By Anaheim in the first round (12th overall) of the 2010 NHL Draft

CONTRACT

Signed through 2025-26 the NHL season

4

INTERNATIONAL

- Represented Team USA at the 2014 Olympic Winter Games and back-to-back World Championships (2011 and 2012).
- Helped Team USA win gold medals at the 2010 World Junior Championship and 2009 U-18 World Championship.

PERSONAL

- Nickname: C4
- Wears No. 1 in honor of his father's favorite player, Bobby Orr.
- His favorite pregame meal is Chicken Parm and his go-to karaoke song is Landslide by Fleetwood Mac.
- Shares a birthday (Dec. 5) with Walt Disney, Taylor Swift and Britney Spears.
- Goal song: Good Vibrations by Marky Mark and the Funky Bunch

			REGULAR SEASON						PLAYOFFS					
Season	Team	League	GP	G	A	Pts.	PIM	+/-	GP	G	A	Pts.	PIM	
2009-10	Windsor	OHL	55	8	47	55	14	+38	19	3	11	14	10	
2010-11	ANAHEIM	NHL	76	10	30	40	20	-25	6	1	3	4	2	
2011-12	ANAHEIM	NHL	82	5	24	29	18	-28	-	-	-	-	-	
2012-13	Sodertalje	Sweden-2	14	2	5	7	14	+9	-	-	-	-	-	
	ANAHEIM	NHL	37	1	10	11	4	-4	7	0	3	3	0	
2013-14	ANAHEIM	NHL	70	6	30	36	14	+15	13	0	4	4	4	
	United States	Olympics	6	1	0	1	0	+4	-	-	-	-	-	
2014-15	ANAHEIM	NHL	80	7	27	34	14	+4	16	2	8	10	2	
2015-16	ANAHEIM	NHL	69	5	23	28	27	-8	7	1	2	3	4	
2016-17	ANAHEIM	NHL	80	11	28	39	20	+7	13	2	7	9	2	
2017-18	ANAHEIM	NHL	67	8	24	32	28	+3	-	-	-	-	-	
2018-19	ANAHEIM	NHL	59	5	18	23	20	-14	-	-	-	-	-	
2019-20	ANAHEIM	NHL	59	9	20	29	20	0	-	-	-	-	-	
2020-21	ANAHEIM	NHL	56	5	18	23	18	-4	-	-	-	-	-	
2021-22	ANAHEIM	NHL	76	9	33	42	14	-9	-	-	-	-	-	
2022-23	ANAHEIM	NHL	82	10	38	48	14	-23	-	-	-	-	-	
2023-24	ANAHEIM	NHL	81	5	34	39	24	-36	-	-	-	-	-	
NHL Totals			974	96	357	453	255	-122	62	6	27	33	14	

CAREER

FIRSTS

Game: Oct. 8, 2010 @ DET
Goal: Oct. 17, 2010 vs. PHX
(Jason LaBarbera)
Assist: Oct. 9, 2010 @ NSH

HAT TRICKS

1
Nov. 4, 2018 vs. CBJ

MULTI-POINT GAMES

63
(2 multiple-goal,
38 multiple-assist)

OT GOALS

4
(last: Nov. 4, 2018 vs. CBJ; 3-2)

GAME HIGHS

GOALS

3
Nov. 4, 2018 vs. CBJ

ASSISTS

3
three times (last: Feb. 15,
2016 @ CGY)

POINTS

3
six times (last: Feb. 15,
2024 @ OTT (1-2=3))

SOG

8
Mar. 22, 2017 vs. EDM

STREAKS

GOALS

Three games
Jan. 22-Feb. 2, 2011 (3-0=3)

ASSISTS


Five games
Feb. 22-Mar. 3, 2021 (1-6=7)

POINTS

Five games
four times (last: Nov.7-16,
2022; 1-4=5)

PENALTY SHOTS

None



CUTTER GAUTHIER

KUH-tuhr GOH-chee-AY

POS
LW

HT
6-2

WT
201

SHOOTS
LEFT

2023-24

- Made his NHL debut with Anaheim (his lone game), recording a primary assist for his first NHL point, April 18 @ VGK.
- Led the NCAA with 38 goals at Boston College (Hockey East), tied for the most goals in a single season in program history and the most by an NCAA player since 1999-00.
- Scored 38-27=65 points with a +23 rating in 41 games, helping Boston College to an appearance in the 2024 NCAA Championship game.
- Also led the NCAA in GWG (10) and shots (212), was second in points and tied for second in PPG (13).
- Posted a career-best 14-game point streak Nov. 17, 2023 to Feb. 9, 2024 (11-10=21), the second-longest in the NCAA in 2023-24.
- Was named a Hobey Baker Hat Trick Finalist, NCAA All-American and Hockey East First Team All-Star.
- Was also named USA Hockey's 2024 Bob Johnson Award winner, recognized for excellence in international competition in addition to the 2024 Jim Johansson College Player of the Year.
- Scored the most goals among NCAA skaters the last two seasons from 2022-24 (54), recording 54-48=102 points in 73 career games at Boston College.

CAREER

- As a freshman at Boston College in 2022-23, scored a team-high 16-21=37 points in 32 games, leading the Eagles in goals, assists and PPG (7).
- Was named a Hockey East Third Team All-Star and a unanimous selection to the Hockey East All-Rookie Team.
- Recorded 34-31=65 points in 54 games with a +33 rating at the USNTDP U-18 team in 2021-22. Ranked second in goals and fifth in points among team leaders.
- In 2020-21, scored 20-17=37 points in 44 games with the USNTDP U-17 team.
- Signed a three-year entry-level contract with Anaheim, April 14, 2024.

INTERNATIONAL

- Led Team USA to a gold medal at the 2024 World Junior Championship, co-leading the tournament in points (2-10=12) and assists. Was named the Best Forward and to the 2024 tournament All-Star Team, leading Team USA in points and assists while scoring the game-winning goal in the third period of the Semifinal to help the U.S. advance to the gold medal game.
- Also represented Team USA at the 2023 World Championship, ranking tied for second in goals at the tournament and recording the most points by an under-20 player (7-2=9).
- Helped the U.S. earn medals at the 2023 World Junior Championship (bronze, 4-6=10 points in seven games), 2022 U-18 World Championship (silver, 3-6=9 points in six games) and silver at the 2020 Youth Olympic Games in Lausanne, Switzerland.

PERSONAL

- Nickname: Cuts
- Has three siblings: Keagan, Kennedy and Kingston
- His father, Sean, was a goaltender selected by Winnipeg in the ninth round of the 1991 NHL Draft. He appeared in one NHL game with San Jose in 1998-99, in addition to 97 professional games in Sweden (2002-05) and 10 professional seasons in the American Hockey League and International Hockey League from 1991-00.
- Goal song: Cut It by OT Genasis

BORN

January 19, 2004 (20); Skelleftea, Sweden

ACQUIRED

From Philadelphia for Jamie Drysdale and a 2025 second-round pick, Jan. 8, 2024

DRAFTED

By Philadelphia in the first round (fifth overall) of the 2022 NHL Draft

CONTRACT

Signed through the 2025-26 NHL season

61

REGULAR SEASON									PLAYOFFS				
Season	Team	League	GP	G	A	Pts.	PIM	+/–	GP	G	A	Pts.	PIM
2020-21	USNTDP	U-17	44	20	17	37	33	0	-	-	-	-	-
	USNTDP	U-18	1	0	0	0	0	0	-	-	-	-	-
2021-22	USNTDP	U-18	54	34	31	65	49	+33	-	-	-	-	-
2022-23	Boston College	Hockey East	32	16	21	37	37	+2	-	-	-	-	-
2023-24	Boston College	Hockey East	41	38	27	65	18	+23	-	-	-	-	-
	ANAHEIM	NHL	1	0	1	1	0	+1	-	-	-	-	-
NHL Totals			1	0	1	1	0	+1	-	-	-	-	-
NCAA Totals			73	54	48	102	55	+25	-	-	-	-	-

CAREER

FIRSTS

Game: Apr. 18, 2024 @ VGK

Goal: None

Assist: Apr. 18, 2024 @ VGK

HAT TRICKS

None

MULTI-POINT GAMES

None

(2 multi-goal, 1 multi-assist)

OT GOALS

None

GAME HIGHS

GOALS

None

ASSISTS

1

Apr. 18, 2024 @ VGK

POINTS

1

Apr. 18, 2024 @ VGK

SOG

3

Apr. 18, 2024 @ VGK

STREAKS

GOALS

None

ASSISTS


None

POINTS

None

PENALTY SHOTS

None



JOHN GIBSON

JAWN GIHB-suhn

POS
G

HT
6-3

WT
214

CATCHES
LEFT

2023-24

- In his 11th season with Anaheim, posted a 13-27-2 record with a 3.54 GAA and .888 SV% in 46 appearances (44 starts).
- Has started more than half of Anaheim's games in each of the last eight seasons.
- Stopped a season-high 50 shots, Feb. 24 @ LAK.
- Became the Ducks all-time games played leader by a goaltender with his 448th appearance, Dec. 2 vs. COL (4-3 shootout win), surpassing Jean-Sebastien Giguere (447 GP).
- Appeared in his 442nd career game, surpassing Guy Hebert for sole possession of second place on the club's all-time list for games played by a goaltender, Nov. 19 vs. STL.
- Over the last four seasons, is one of four goaltenders with 5,000-plus saves (5,533), joining Connor Hellebuyck (WPG, 6,648), Jussi Saros (NSH, 6,529) and Andrei Vasilevskiy (TBL, 5,901). Also ranks 10th in starts (187) and 11th in appearances (190) since the start of 2020-21.

CAREER

- Enters 2024-25 first among all-time franchise leaders in appearances (466), saves (13,294), second in wins (193), and third in shutouts (24).
- Stopped 50-plus shots in three February 2023 games (53, Feb. 10 vs. PIT; 51, Feb. 20 @ FLA; 51, Feb. 25 @ CAR), becoming the second NHL goaltender with three outings with 50-plus saves in a single month (also Gump Worsley, Jan. 1963; three times).
- Set an NHL single-season record for most shots against per 60 minutes (39.6, minimum 10 appearances).
- His career-high 1,783 saves in 2022-23 were the most by any NHL goaltender in his first 53 games of a season since Gump Worsley stopped 1,893 shots for the NYR through 53 games in 1962-63 (60 seasons ago). Worsley (three times: aforementioned 1962-63, 1,854 in 1960-61 and 1,853 in 1955-56 all with NYR) and Jacques Plante (1,874 in 1963-64) are the only goaltenders to stop more shots through 53 games in NHL history.
- Is the only Ducks goaltender to represent the club at three All-Star Games, including 2022 in Las Vegas, 2016 in Nashville and 2019 in San Jose.
- Surpassed the individual single-season franchise record for SV% in 2017-18 (.924, Jonas Hiller in 2010-11, Gibson in 2016-17) with a .926 mark (Ryan Miller also topped the previous record with a .928 SV%).
- Combined with Frederik Andersen to win the first William M. Jennings Trophy in franchise history (192 GA) in 2015-16. Recorded his first career 20-win season (21-13-4).
- At 20 years, 297 days, stopped all 18 shots to become the youngest NHL goaltender since Buffalo's Darren Puppa (Nov. 1, 1985 @ EDM; 20 years, 223 days) to record a shutout in his NHL debut.
- Signed an eight-year contract extension through 2026-27, Aug. 4, 2018.

INTERNATIONAL

- Has represented Team USA at the 2013 World Championship (bronze), back-to-back World Junior Championships in 2012 and 2013 (gold) and 2011 U-18 World Championship (gold). Also played for Team North America at the 2016 World Cup of Hockey.
- During the 2013 WJC, became the first U.S. goaltender and second American overall to be named MVP after Zach Parise in 2004. Was also the first goaltender overall since Steve Mason (Canada) in 2008.

PERSONAL

- Nickname: Gibby
- His helmet features the skyline of his hometown, Pittsburgh.
- His favorite TV show is Yellowstone and Ace Ventura: Pet Detective is his favorite film.

BORN

July 14, 1993 (31); Pittsburgh, Pennsylvania

DRAFTED

By Anaheim in the second round (39th overall) of the 2011 NHL Draft

CONTRACT

Signed through the 2026-27 NHL season

36

REGULAR SEASON											PLAYOFFS				
Season	Team	League	GP	MIN	GA	SO	GAA	W-L-T	SV%	GP	MIN	GA	SO	GAA	W-L
2011-12	Kitchener	OHL	32	1897	87	1	2.75	.928	21-10-0	16	898	40	1	2.67	8-7
2012-13	Kitchener	OHL	27	1615	65	1	2.41	.928	17-9-1	10	609	22	1	2.17	5-5
	Norfolk	AHL	1	40	3	0	4.50	.857	0-0-0	-	-	-	-	-	-
2013-14	Norfolk	AHL	45	2587	101	5	2.34	.919	21-17-0	6	373	9	1	1.45	4-2
	ANAHEIM	NHL	3	181	4	1	1.33	.954	3-0-0	4	200	9	1	2.70	2-2
2014-15	ANAHEIM	NHL	23	1340	58	1	2.60	.914	13-8-0	-	-	-	-	-	-
	Norfolk	AHL	11	665	23	1	2.07	.935	6-3-2	-	-	-	-	-	-
2015-16	San Diego	AHL	13	775	34	1	2.63	.917	7-4-1	-	-	-	-	-	-
	ANAHEIM	NHL	40	2295	79	4	2.07	.920	21-13-4	2	117	6	0	3.08	0-2
2016-17	ANAHEIM	NHL	52	2950	109	6	2.22	.924	25-16-9	16	879	38	0	2.59	9-5
2017-18	ANAHEIM	NHL	60	3428	139	4	2.43	.926	31-18-7	4	217	13	0	3.59	0-4
2018-19	ANAHEIM	NHL	58	3233	153	2	2.84	.917	26-22-8	-	-	-	-	-	-
2019-20	ANAHEIM	NHL	51	2982	149	1	3.00	.904	20-26-5	-	-	-	-	-	-
2020-21	ANAHEIM	NHL	35	2031	101	3	2.98	.903	9-19-7	-	-	-	-	-	-
2021-22	ANAHEIM	NHL	56	3236	172	1	3.19	.904	18-26-11	-	-	-	-	-	-
2022-23	ANAHEIM	NHL	53	3005	200	1	3.99	.899	14-31-8	-	-	-	-	-	-
2023-24	ANAHEIM	NHL	46	2561	161	0	3.54	.888	13-27-2	-	-	-	-	-	-
NHL Totals			477	27241	1315	24	2.90	.910	193-206-6126	1412	66	1	2.80	11-13	

CAREER

FIRSTS

Win: Apr. 7, 2013 @ VAN (3-0 win, 18 saves)

SAVES

53

Feb. 10, 2023 vs. PIT

SHOTS FACED

59

Feb. 10, 2023 vs. PIT

GOALS AGAINST

7

Four times (last: Dec. 31, 2023 vs. EDM)

CAREER

SHOOTOUT STATISTICS

17-15 record (70-110, .636)

WINNING STREAK

Seven games

Oct. 31-Nov. 16, 2021

REGULATION LOSING STREAK

FIVE GAMES

Two times (last: Apr. 9-24, 2021)

SHOOTOUT SEQUENCE

184:30

Dec. 27, 2015-Jan. 3, 2016 (spanning four games)

CAREER

CONSECUTIVE GAMES PLAYED

13 GAMES

Dec. 20, 2018-Jan. 19, 2019

CONSECUTIVE STARTS


13 GAMES

Dec. 20, 2018-Jan. 19, 2019

PENALTY SHOTS

9-11

(last: Mar. 1, 2023 vs. WAS, Anthony Mantha; unsuccessful)



RADKO GUDAS

RAHD-koh GOO-duhs

POS
D

HT
6-0

WT
208

SHOOTS
RIGHT

2023-24

- Appeared in his 12th NHL season and first with Anaheim, recording 6-12=18 points with a +14 rating and 128 PIM in 66 games.
- Ranked tied for third among all NHL skaters in road plus/minus (+20), registering a plus or even rating in 29 of 32 road games he played.
- Led Anaheim in plus/minus (+14), hits (232), blocked shots (154) and PIM. Also led Ducks blueliners in goals while ranking third in scoring and fifth in assists.
- His six goals tied a single-season career-high, matching his output in 2016-17 w/ PHI.
- Is one of 24 players in NHL history (sixth Duck) to begin a season with a plus or even in 24 straight road games (first minus in road game 25)
- Per NHL EDGE stats, registered the third-fastest recorded shot this season at 101.69 MPH, Nov. 1 vs. ARI
- Has been a plus or even player each season dating to the start of 2016-17 (+90)
- Appeared in his 700th career NHL game, Nov. 19 vs. STL
- Tied a career-high with a three-game point-streak Nov. 12-15 (fifth time, 2-2=4, +4)
- Became the second Ducks defenseman to record a Gordie Howe hat trick (goal, assist, fight), Nov. 14 @ NSH (1-1=2)

CAREER

- Was named the ninth captain in Anaheim Ducks history Sept. 19, 2024.
- Helped the Florida Panthers to the 2023 Stanley Cup Final, recording three assists with 34 PIM. Led all skaters in postseason hits (91), ranked seventh in blocked shots (35) and ninth in shorthanded TOI (46:37 total).
- His 312 hits set a single-season career-high and Panthers franchise record and ranked second among all NHL skaters in 2022-23.
- Set single-season career-highs in points (6-17=23) and goals with the Flyers in 2016-17 and assists (19) with the Lightning in 2013-14.
- Over the last three seasons, has registered a +55 rating while he has been +76 since the 2019-20 campaign. Has been a plus or even player each of the last eight seasons (+90 since 2016-17). Also has been a plus or even player for 10 of his 12 seasons.
- Since his NHL debut in 2012-13, ranks second among NHL leaders in hits (2,797). His 355 hits in 2021-22 are the fifth-most in a single season by an NHL player the last 10 seasons.
- Led his team in hits on six occasions, including 2023-24 (Anaheim), 2021-22 and 2022-23 (Florida), 2015-16 and 2016-17 (Philadelphia) and 2013-14 (Tampa Bay).
- He also leads all Czechia-born NHL players in career hits, and paces Czechia-born NHL defensemen in points, goals, assists and hits since his debut in 2012-13.
- Won a Calder Cup championship in 2012 with the Norfolk Admirals (AHL), scoring two goals during the postseason. He led the AHL with a +32 rating in 2012-13 with Syracuse and was named an AHL All-Star.
- He began his professional career in his home country, recording one assist in seven games with HC Kladno in 2008-09.

INTERNATIONAL

- Helped Czechia to a gold medal on home soil and was named a Top-Three Player at the 2024 World Championship, recording one assist with a +7 rating in 10 games.
- Represented Czechia at the 2014 Winter Olympics in Sochi, appearing in all three games.
- Also appeared for Czechia at three straight World Championships (2017, 2018 and 2019) and back-to-back World Junior Championships (2009 and 2010).

BORN

June 5, 1990 (34); Prague, Czechia

ACQUIRED

Signed as a free agent, July 1, 2023

DRAFTED

By Tampa Bay in the third round (66th overall) of the 2010 NHL Draft

CONTRACT

Signed through the 2025-26 NHL season

7

PERSONAL

- Nickname: The Butcher
- His father, Leo Gudas, helped Czechoslovakia to a bronze medal at the 1992 Winter Olympics as a defenseman. He also won five medals at the IIHF World Championships (four bronze and one silver), and silver at the 1985 WJC.
- His brother-in-law, former NHL goaltender Michael Neuvirth, is married to his sister Karolina, a Czech singer and actress.
- Goal song: Long Way to the Top by AC/DC

REGULAR SEASON										PLAYOFFS				
Season	Team	League	GP	G	A	Pts.	PIM	+/-		GP	G	A	Pts.	PIM
2006-07	Berounsti Medvedi	Czechia 2	9	0	1	1	6	-3		-	-	-	-	-
	Kladno Jr.	Czechia Jr.	15	0	1	1	18	-2		1	0	0	0	0
2007-08	Kladno	Czechia	-	-	-	-	-	-		1	0	0	0	0
	Kladno Jr.	Czechia Jr.	35	0	4	4	61	-7		8	1	1	2	29
2008-09	Kladno	Czechia	7	0	1	1	8	-3		7	0	0	0	2
	Berounsti Medvedi	Czechia 2	21	0	3	3	74	-7		11	1	3	4	36
	Kladno Jr.	Czechia Jr.	2	0	1	1	0	+2		-	-	-	-	-
2009-10	Everett	WHL	65	7	30	37	151	+45		3	0	2	2	4
2010-11	Norfolk	AHL	76	4	13	17	165	+15		6	0	0	0	7
2011-12	Norfolk	AHL	73	7	13	20	195	+19		16	0	3	3	14
2012-13	Syracuse	AHL	57	4	16	20	207	+32		12	2	0	2	34
	TAMPA BAY	NHL	22	2	3	5	+3	38		-	-	-	-	-
2013-14	TAMPA BAY	NHL	73	3	19	22	152	+2		3	0	1	1	9
	Czechia	Olympics	3	0	0	0	4	-1		-	-	-	-	-
2014-15	TAMPA BAY	NHL	31	2	3	5	34	-5		-	-	-	-	-
2015-16	PHILADELPHIA	NHL	76	5	9	14	116	-3		6	0	0	0	18
2016-17	PHILADELPHIA	NHL	67	6	17	23	93	+8		-	-	-	-	-
2017-18	PHILADELPHIA	NHL	70	2	14	16	83	0		6	0	0	0	9
2018-19	PHILADELPHIA	NHL	77	4	16	20	63	+6		-	-	-	-	-
2019-20	WASHINGTON	NHL	63	2	13	15	40	+15		5	0	2	2	2
2020-21	FLORIDA	NHL	54	2	9	11	40	+6		6	1	1	2	4
2021-22	FLORIDA	NHL	77	3	13	16	105	+27		10	0	2	2	6
2022-23	FLORIDA	NHL	72	2	15	17	79	+14		21	0	3	3	34
2023-24	ANAHEIM	NHL	66	6	12	18	128	+14		-	-	-	-	-
NHL Totals			748	39	143	182	971	+87		57	1	9	10	82

CAREER

FIRSTS

Game: Mar. 12, 2013 w/ TBL @ FLA

Goal: Mar. 20, 2013 @ TOR (James Reimer)

Assist: Mar. 29, 2013 vs. NJD

HAT TRICKS

None

MULTI-POINT GAMES

12
(1 multiple-goal, 9 multiple-assist)

OT GOALS

None

GAME HIGHS

GOALS

2
Mar. 5, 2016 (2-2=4)

ASSISTS

3
two times (last: Apr. 13, 2023 vs. CAR; 0-3=3)

POINTS

2
Mar. 5, 2016 (2-2=4)

SOG

7
Mar. 5, 2016 vs. CBJ

STREAKS

GOALS

Two games
three times (last: Nov. 12-14, 2023 (2-0=2))

ASSISTS


Three games
Jan. 11-14, 2014 (0-3=3)

POINTS

Three games, five times
(last: Nov. 12-15, 2023 (2-2=4))

PENALTY SHOTS

None



ROSS JOHNSTON

RAWS JAWN-stuhn

POS
LW

HT
6-5

WT
232

SHOOTS
LEFT

2023-24

- Appeared in his eighth NHL season and first with Anaheim, recording 1-3=4 points, posting career-highs with 117 PIM in 68 games.
- Ranked third among Anaheim leaders in hits (139).
- Skated in his 200th career NHL game, Apr. 12 vs. CGY.
- Skated in a season-high 12:52 TOI, Mar. 15 @ WPG.
- Scored his first goal as a Duck, Mar. 24 vs. TBL.
- Earned his first point (assist) as a Duck, Oct. 24 @ CBJ.
- Made his Ducks debut, recording one shot in 5:55 TOI, Oct. 14 @ VGK.
- Was claimed on waivers from NYI, Oct. 10, 2023.

CAREER

- Set single-season career-highs in points (2-5=7) and assists in 2021-22.
- Skated in five 2020 Stanley Cup Playoff contests, tallying a +1 rating and 12 PIM, helping the Islanders to the Eastern Conference Final. Appeared in two Eastern Conference Finals games.
- Collected his lone career multi-point game Feb. 27, 2022 @ ANA (0-2=2, +2).
- Originally signed by the Islanders as an undrafted free agent March 31, 2015, recorded 12-18=30 points with 327 PIM in 141 career AHL contests with the Bridgeport Sound Tigers.
- Spent four seasons in the QMJHL with Moncton, Victoriaville and Charlottetown, earning 42-49=91 points with 414 PIM in 195 games from 2011-15.
- Signed a four-year contract extension with the NY Islanders through 2025-26, Oct. 26, 2021.

PERSONAL

- Nickname: Johnner
- Was raised on his family's beef farm in Suffolk, Prince Edward Island.
- His older brother, Will, was a contract for the home Ross built.
- Goal song: I Had Some Help by Post Malone

BORN

February 18, 1994 (30); Charlottetown, Prince Edward Island

ACQUIRED

Claimed on waivers from NY Islanders, Oct. 10, 2023

DRAFTED

Undrafted

CONTRACT

Signed through the 2025-26 NHL season

44

			REGULAR SEASON						PLAYOFFS					
Season	Team	League	GP	G	A	Pts.	PIM	+/-	GP	G	A	Pts.	PIM	
2011-12	Moncton	QMJHL	38	2	5	7	55	-18	2	0	0	0	8	
2012-13	Moncton	QMJHL	53	12	15	27	96	+5	3	0	0	0	4	
2013-14	Victoriaville	QMJHL	60	10	15	25	139	0	5	0	3	3	6	
2014-15	Bridgeport	AHL	2	0	0	0	0	0	-	-	-	-	-	
2015-16	Charlottetown	QMJHL	44	18	14	32	124	+8	10	4	7	11	28	
	NY ISLANDERS	NHL	1	0	0	0	4	0	-	-	-	-	-	
	Bridgeport	AHL	39	1	3	4	79	-2	-	-	-	-	-	
	Missouri	ECHL	13	4	7	11	23	+5	5	3	1	4	10	
	Bridgeport	AHL	62	8	7	15	135	-9	-	-	-	-	-	
2017-18	NY ISLANDERS	NHL	24	3	3	6	62	0	-	-	-	-	-	
	Bridgeport	AHL	38	3	8	11	113	-5	-	-	-	-	-	
2018-19	NY ISLANDERS	NHL	17	1	3	4	23	+3	-	-	-	-	-	
2019-20	NY ISLANDERS	NHL	32	3	1	4	78	+1	5	0	0	0	12	
2020-21	NY ISLANDERS	NHL	12	0	1	1	35	-3	-	-	-	-	-	
2021-22	NY ISLANDERS	NHL	32	2	5	7	44	-3	-	-	-	-	-	
2022-23	NY ISLANDERS	NHL	16	0	2	2	37	-1	-	-	-	-	-	
2023-24	ANAHEIM	NHL	68	1	3	4	117	-12	-	-	-	-	-	
NHL Totals			202	10	18	28	400	-15	5	0	0	0	12	

CAREER

FIRSTS

Game: Apr. 10, 2016 w/ NYI vs. PHI

Goal: Jan. 25, 2018 w/ NYI @ VGK (Marc-Andre Fleury)

Assist: Jan. 20, 2018 w/ NYI @ CHI

HAT TRICKS

None

MULTI-POINT GAMES

1
(0 multiple goal,
1 multiple-assist)

OT GOALS

None

GAME HIGHS

GOALS

1
nine times (last: Apr. 24,
2022 vs. CAR)

ASSISTS

2
one time (Feb. 27, 2022 @ ANA; 0-2=2)

POINTS

2
one time (Feb. 27, 2022 @
ANA; 0-2=2)

SOG

3
three times (last: Oct. 27,
2019 vs. PHI)

STREAKS

GOALS

Two games
Jan. 25-Feb. 8, 2018; 2-0=2)

ASSISTS


None

POINTS

Two games
two times (last: Feb. 16-19,
2018; 1-1=2)

PENALTY SHOTS

None



ALEX KILLORN

AL-ehx kih-LOHRN

POS
LW

HT
6-1

WT
204

SHOOTS
LEFT

2023-24

- Appeared in his 12th NHL season and first with Anaheim, recording 18-18=36 points in 63 games.
- Ranked fourth among Anaheim leaders in goals, sixth in points and seventh in assists.
- Recorded his 500th career point (215-286=501 in 864 GP) as part of a two-assist effort, April 7 vs. STL.
- Tallied his 13th and 14th goals to reach the 30-point plateau for the 10th time in his career (14-16=30), March 21 vs. CHI.
- Had a season-long four-game goal streak (4-0=4) Mar. 3-10, matching his career-high (4-0=4, four time, last: Oct. 25-Nov. 1, 2021 with TBL; 5-2=7). Tied Bill Houlder (1993-94) for the longest goal streak by a player in his first season with Anaheim.
- Recorded his first multi-goal game as a Duck (2-0=2), including the OT GWG, Jan. 15 @ FLA.
- Recorded a season-high 1-2=3 points, Dec. 17 @ NJD., marking his first three-point game as a Duck and first since March 7, 2023 w/ TBL vs. PHI (2-1=3).
- Scored his 200th career goal (200-273=473), Dec. 2, vs. COL, joining Jamie Benn (367-497=864) as the only players selected in the third round or later in the 2007 NHL Draft to record 200 goals.
- Recorded his first goal (PPG) as a Duck, Nov. 24 vs. LAK.
- Missed 19 games due to injury, including the first 10 regular-season games due to a broken finger suffered in preseason and nine following arthroscopic knee surgery (Jan. 20-Feb. 15).

CAREER

- Won back-to-back Stanley Cup championships with Tampa Bay in 2020 and 2021. Appeared in three straight Stanley Cup Finals (2020, 2021, 2022) and four total (also 2015).
- In 2022-23 with TBL, set career-highs in points (27-37=64), goals, assists and PPA (9).
- Scored 198-268=466 points with a +96 rating and 481 PIM in 805 career games with the Lightning from 2012-23 (11 seasons). He ranks in the top-10 among Tampa Bay franchise leaders in plus/minus (fourth), appearances (fifth), goals (sixth), GWG (sixth, 34), OTG (tied for sixth, 6), PPG (eighth, 38) and assists (ninth).
- Scored 37-40=77 points in 140 career Stanley Cup Playoff contests with the Lightning (nine appearances). All-time among Tampa Bay postseason leaders, co-led in SHP (1-2=3), ranked third in games played (140), fifth in goals, and sixth in points and assists.
- Scored 8-9=17 playoff points and ranked tied for second among NHL leaders in goals in the 2021 postseason to help the Lightning to their second straight championship. Recorded 5-5=10 points in 24 playoff games en route to the 2020 Stanley Cup. In the 2015 run to the Stanley Cup Final, he ranked third in points (9-9=18) and goals among Tampa Bay leaders.
- Won a Calder Cup championship with the Norfolk Admirals in 2012. He scored 3-9=12 points in 17 postseason games after making his professional debut at the conclusion of 2011-12 AHL season, earning 2-4=6 points with a +6 rating.
- Scored 53-56=109 points with a +7 rating and 155 PIM in 130 career NCAA games at Harvard University from 2008-12.
- In 2011-12 with the Crimson, scored a career-high 23 goals and 46 points to lead the club in points and goals. He was named to the NCAA's First All-American Team, ECAC First All-Star Team and All-Tournament Team and First Team All-Ivy League.
- Leads all-time Harvard alumni in NHL points, goals and assists.
- Signed a four-year contract with Anaheim through the 2026-27 NHL season, July 1, 2023.

INTERNATIONAL

- Helped Canada to a silver medal at the 2017 World Championship and a gold medal at the 2006 World U-17 Hockey Championship.

BORN

September 14, 1989 (35); Halifax, Nova Scotia

ACQUIRED

Signed as a free agent, July 1, 2023

DRAFTED

By Tampa Bay in the third round (77th overall) of the 2007 NHL Draft

CONTRACT

Signed through the 2026-27 NHL season

17

PERSONAL

- Nickname: Killer
- Participated in the 2023 American Century Celebrity Golf Championship in Lake Tahoe, Calif., placing 23rd in the tournament.
- Shares a birthday (Sept. 14) with the Walking Dead actor Andrew Lincoln, while he and NBA star Jimmy Butler were born the same day in 1989.
- Goal song: Killing in the Name Of by Rage Against the Machine

Season	Team	League	REGULAR SEASON						PLAYOFFS					
			GP	G	A	Pts.	PIM	+/-	GP	G	A	Pts.	PIM	
2008-09	Harvard	ECAC	30	6	8	14	46	-11	-	-	-	-	-	
2009-10	Harvard	ECAC	32	9	11	20	26	-1	-	-	-	-	-	
2010-11	Harvard	ECAC	34	15	14	29	36	+7	-	-	-	-	-	
2011-12	Harvard	ECAC	34	23	23	46	47	+12	-	-	-	-	-	
2012-13	Norfolk	AHL	10	2	4	6	2	+6	17	3	9	12	8	
	Syracuse	AHL	44	16	22	38	32	+6	-	-	-	-	-	
	TAMPA BAY	NHL	38	7	12	19	14	-6	-	-	-	-	-	
2013-14	TAMPA BAY	NHL	82	17	24	41	63	+8	4	1	1	2	4	
2014-15	TAMPA BAY	NHL	71	15	23	38	36	+8	26	9	9	18	12	
2015-16	TAMPA BAY	NHL	81	14	26	40	44	+14	17	5	8	13	42	
2016-17	TAMPA BAY	NHL	81	19	17	36	66	-9	-	-	-	-	-	
2017-18	TAMPA BAY	NHL	82	15	32	47	45	+22	17	5	2	7	12	
2018-19	TAMPA BAY	NHL	82	18	22	40	45	+22	4	1	0	1	6	
2019-20	TAMPA BAY	NHL	68	26	23	49	20	+19	24	5	5	10	27	
2020-21	TAMPA BAY	NHL	56	15	18	33	37	-1	19	8	9	17	6	
2021-22	TAMPA BAY	NHL	82	25	34	59	66	+1	23	0	4	4	12	
2022-23	TAMPA BAY	NHL	82	27	37	64	45	+18	6	3	2	5	0	
2023-24	ANAHEIM	NHL	63	18	18	36	54	-15	-	-	-	-	-	
NHL Totals			868	216	286	502	535	+81	140	37	40	77	121	

CAREER

FIRSTS

Game: Feb. 10, 2013 w/ TBL @ NYR

Goal: Feb. 16, 2013 w/ TBL @ FLA

Assist: Feb. 10, 2013 w/
TBL@ NYR

HAT TRICKS

1
(Mar. 16, 2019 vs. WSH)

MULTI-POINT GAMES

94
(16 multiple-goal, 39 multi-
ple-assist)

OT GOALS

7
(last: Jan. 15, 2024 @ FLA, 5-4)

GAME HIGHS

GOALS

3
Mar. 16, 2019 vs. WSH (3-0=3)

ASSISTS

4
Oct. 12, 2017 vs. PIT (0-4=4)

POINTS

5
Feb. 1, 2018 @ CGY (2-3=5)

SOG

8
Mar. 5, 2021 @ CHI

STREAKS

GOALS

Four games
four times (last: Mar. 3-10,
2024 (4-0=4))

ASSISTS

Six games
Nov. 9-23, 2019 (2-7=9)

POINTS

Seven games
two times (last: Nov 8-23,
2019; 3-7=10)

PENALTY SHOTS

None



JACKSON LACOMBE

JAK-suhn luh-KOHN

POS
D

HT
6-2

WT
205

SHOOTS
LEFT

2023-24

- Appeared in his first full NHL season, recording 2-15=17 points in 71 games.
- Among all-time Ducks rookie defensemen in a single season, ranked sixth in appearances, seventh in assists and eighth in points.
- Ranked third among Anaheim blueliners in assists, fourth in scoring and tied for fourth in goals.
- Skated in a career-high 25:00 TOI, March 14 vs. MIN, one of 10 rookie defensemen in Ducks history to log 25:00 or more TOI in a single game.
- Scored his first career NHL goal, the fourth Anaheim rookie to record their first goal this season, Jan. 20 @ SUS.
- Recorded his first career multi-point game (0-2=2) on his 23rd birthday, Jan. 9 @ NSH.
- Set a Ducks rookie record with seven blocked shots, Dec. 18 @ DET, with the mark also tying the club's single game high this season.
- Tallied assists in back-to-back games, Oct. 26-28 (0-2=2).
- Collected his second assist of the season and first career OT point, Oct. 26 @ BOS.
- Recorded his first career NHL point (assist), Oct. 15 vs. CAR.

CAREER

- Made NHL debut with Anaheim Apr. 11, 2023 vs. VAN and skated in two games with the Ducks after finishing his collegiate season.
- Concluded his NCAA career with Minnesota (Big Ten) with 19-80=99 points with a +53 rating in 140 contests. Among all-time Golden Gophers defensemen, ranked 12th in assists and tied for 13th in points.
- Led University of Minnesota defensemen in points (9-26=35), goals and assists in 2022-23, earning All-Big Ten Second Team Honors while helping the Golden Gophers reach the NCAA championship game Apr. 8, 2023 vs. Quinnipiac.
- Tied for third among NCAA blueliners in points, tied for seventh in assists and tied for eighth in goals.
- In 2021-22, led Minnesota in assists (27), plus/minus (+23) and blocked shots (64) and paced all Golden Gophers defensemen in points (3-27=30) and appearances (39). Helped Minnesota to a Big Ten championship and the Frozen Four final while being named to the Big Ten All-Tournament Team and the All-Big Ten Second Team.
- In 2020-21, earned 4-17=21 points with a +19 rating in 27 NCAA games. Tied for eighth in scoring and fifth in assists among all NCAA defensemen while leading Minnesota blueliners in scoring, goals, assists and plus/minus and helped the Golden Gophers to a 2021 Big Ten Championship, recording two assists in the championship game. Was named to the 2021 All-Big Ten First Team and was a NCAA Second Team All-American.
- As a freshman in 2019-20, earned 3-10=13 points in 37 games and was named to the Big Ten All-Rookie Team after ranking 10th among freshmen and 14th among defensemen in points.
- Was the first high school player selected in the 2019 NHL Draft. Collected 27-11=38 points in 109 career United States High School Prep League (USHS) games with Shattuck St. Mary's Prep from 2017-19. In 2018-19, set a school record for points by a defenseman with 22-67=89 points.

INTERNATIONAL

- Helped Team USA to a gold medal at the 2021 World Junior Championship, recording one assist in six tournament games. Won gold with current Ducks teammates Trevor Zegras, Sam Colangelo and Drew Helleeson.
- Represented Team USA at the 2018 U-18 Hlinka Gretzky Cup with Sam Colangelo.
- Named to the 2018-19 USHS All-USA Hockey First Team, recording 22-67=89 points in 54 games as a high school senior.

BORN

January 9, 2001 (23); Eden Prairie, Minnesota

DRAFTED

By Anaheim in the second round (39th overall) of the 2019 NHL Draft

CONTRACT

Signed through the 2025-26 NHL season

2

PERSONAL

- Nickname: Jacks or Comber
- His father, Chris, is a top NHLPA-certified agent with CAA. He has as one brother (James) and two sisters (Stina, Steph).
- Plays in Da Beauty League during the offseason, a summer hockey league based in Minnesota featuring current NHL, AHL and collegiate players.
- Goal song: U Can't Touch This by MC Hammer

REGULAR SEASON										PLAYOFFS				
Season	Team	League	GP	G	A	Pts.	PIM	+/-		GP	G	A	Pts.	PIM
2017-18	Shattuck St. Mary's	USHS-MN	55	5	44	49	30	-		-	-	-	-	-
2018-19	Shattuck St. Mary's	USHS-MN	54	22	67	89	54	-		-	-	-	-	-
	Chicago	USHL	3	0	0	0	0	0		2	0	0	0	0
2019-20	Minnesota	Big Ten	37	3	10	13	14	-1		-	-	-	-	-
2020-21	Minnesota	Big Ten	27	4	17	21	8	+19		-	-	-	-	-
2021-22	Minnesota	Big Ten	39	3	27	30	12	+23		-	-	-	-	-
2022-23	Minnesota	NCAA	37	9	26	35	13	+12		-	-	-	-	-
	ANAHEIM	NHL	2	0	0	0	0	-1		-	-	-	-	-
2023-24	ANAHEIM	NHL	71	2	15	17	24	-24		-	-	-	-	-
NHL Totals			73	2	15	17	24	-25		-	-	-	-	-

CAREER

FIRSTS

Game: April 11, 2023 vs. VAN

Goal: Jan. 20, 2024 @ SJS
(Mackenzie Blackwood)

Assist: Oct. 15, 2023 vs. CAR

HAT TRICKS

None

MULTI-POINT GAMES

3

(0 multi-goal, 2 multi-assist)

OT GOALS

None

GAME HIGHS

GOALS

1

two times (last: Apr. 18 @
VGK, 1-1=2)

ASSISTS

2

two times (last: Feb. 29 @
SJS, 0-2=2)

POINTS

2

three times (last: Apr. 18 @
VGK, 1-1=2)

SOG

3

three times (last: Jan. 27 @ MIN)

STREAKS

GOALS

None

ASSISTS

Two games

two times (last: Feb.29-
Mar.1, 0-3=3)


POINTS

Two games

two times (last: Feb.29-
Mar.1, 0-3=3)

PENALTY SHOTS

None



BRETT LEASON

BRETT LEE-suhn

POS
RW

HT
6-5

WT
220

SHOOTS
RIGHT

2023-24

- Appeared in his third NHL season and second with Anaheim, earning 11-11=22 in 68 games.
- Set new single-season career-highs in points, goals, assists and appearances.
- Skated in his 100th game as a Duck, Mar. 1 vs. NJD.
- Recorded his first career shorthanded goal, Feb. 29 @ SJS.
- Scored his first career multi-goal game (2-0=2), Dec. 27 vs. VGK, tying his single-season career-high in goals set in 2022-23 (6).
- Earned his fourth assist, Dec. 13 @ NYI, setting a new single-season career-high, surpassing his prior high of three set in 2022-23 (ANA) and 2021-22 (WSH).
- Skated in his 100th career NHL game, Nov. 1 vs. ARI.

CAREER

- Made his Ducks debut, Oct. 17, 2022 @ NYR.
- Was claimed on waivers from Washington at the conclusion of the 2022 preseason, Oct. 10, 2022.
- Appeared in one Stanley Cup Playoff game with Washington during 2022.
- Scored first career NHL goal Nov. 1, 2022 @ TBL.
- Made his NHL debut with the Washington Capitals Oct. 29, 2021 vs. ARI.
- Spent four seasons with Prince Albert and Tri-City from 2016-19 tallying 60-80=140 points and a +42.
- Helped Prince Albert to a WHL championship in 2018-19. Was named to the WHL First All-Star Team and recorded 10-15=25 points in 22 WHL Playoff games.
- Was named the recipient of the 2019 E. J. McGuire Award of Excellence awarded annually to the NHL Draft prospect who best exemplifies "commitment to excellence through strength of character, competitiveness and athleticism."
- Signed a one-year contract extension through the 2024-25 NHL season, July 1, 2024.

INTERNATIONAL

- Represented Canada at the 2019 World Junior Championship, scoring 3-2=5 points in five tournament games.

PERSONAL

- Nickname: Leaser
- His favorite former Ducks player is Ryan Getzlaf and if he wasn't at the rink he can be found golfing.
- Goal song: White Horse by Chris Stapleton

BORN

April 30, 1999; (24) Calgary, Alberta

ACQUIRED

Claimed on waivers from Washington, Oct. 10, 2022

DRAFTED

By Washington in the second round (56th overall) of the 2019 NHL Draft

CONTRACT

Signed through the 2024-25 NHL season

20

REGULAR SEASON									PLAYOFFS				
Season	Team	League	GP	G	A	Pts.	PIM	+/-	GP	G	A	Pts.	PIM
2015-16	Tri-City	WHL	1	0	0	0	0	0	-	-	-	-	-
2016-17	Tri-City	WHL	68	8	10	18	6	-1	4	0	0	0	0
2017-18	Tri-City	WHL	12	1	0	1	2	-6	-	-	-	-	-
	Prince Albert	WHL	54	15	17	32	14	-6	7	0	3	3	0
2018-19	Prince Albert	WHL	55	36	53	89	28	+55	22	10	15	25	15
2019-20	Hershey	AHL	50	3	11	14	12	+4	-	-	-	-	-
2020-21	Hershey	AHL	33	9	11	20	8	+9	-	-	-	-	-
2021-22	WASHINGTON	NHL	36	3	3	6	4	+1	1	0	0	0	0
	Hershey	AHL	31	6	7	13	14	0	-	-	-	-	-
2022-23	ANAHEIM	NHL	54	6	3	9	14	-21	-	-	-	-	-
2023-24	ANAHEIM	NHL	68	11	11	22	14	-7	-	-	-	-	-
NHL Totals			158	20	17	37	32	-27	1	0	0	0	0
Anaheim Totals			122	17	14	31	28	-28	-	-	-	-	-

CAREER

FIRSTS

Game: Oct. 29, 2021 w/ WSH vs. ARI

Goal: Nov. 1, 2021 w/ WSH @ TBL (Vitek Vanecek)

Assist: Nov. 4, 2021 w/ WSH @ FLA

HAT TRICKS

None

MULTI-POINT GAMES

8
(2 multi-goal)

OT GOALS

None

GAME HIGHS

GOALS

2
two times (last: Mar. 12, 2024 @ CHI)

ASSISTS

1
17 times (last: Apr. 2, 2024 @ CGY)

POINTS

2
eight times (last: Mar. 21, 2024 vs. CHI)

SOG

8
Mar. 22, 2017 vs. EDM

STREAKS

GOALS

Two games
two times (last: Feb. 25-29, 2024 (2-1=3))

ASSISTS

Two games
Mar. 21-24, 2024 (1-2=3)

POINTS

three games
one time (Nov. 1-6, 2021; 2-1=3)

PENALTY SHOTS

None

ISAC LUNDESTROM

IGH-zihk LUN-duh-struhm

POS
C

HT
6-0

WT
191

SHOOTS
LEFT

2023-24

- Appeared in his sixth NHL season, earning 5-6=11 points in 46 games.
- Recorded his fifth goal of the season and sixth career shorthanded goal, Mar. 28 @ SEA.
- Recorded his first two points of the season and tied a career-high with two assists (0-2=2, fourth time), Jan. 25 @ DAL.
- Scored his first goal of the season in his fifth game, Jan. 11 @ CAR.
- Made his season debut, Jan. 3 vs. TOR.
- Missed the first 36 games of the campaign recovering from a torn Achilles suffered in offseason training.

CAREER

- Scored the first penalty shot of his career in his first attempt (Knight), a shorthanded goal, Nov. 6, 2022 vs. FLA.
- Skated in his 200th career NHL game, Mar. 19, 2023 vs. VAN.
- Scored his first career hat trick and multi-goal contest (3-0=3), Mar. 1, 2021 vs. STL. Became the second-youngest player in club history to score a hat trick (21 years, 115 days), behind only Sam Steel (21 years, 51 days on Mar. 26, 2019 @ VAN, 3-0=3).
- Became the third-youngest Duck to make his NHL debut at 18 years, 336 days, Oct. 8, 2018 vs. DET. Scored his first career NHL goal (Devan Dubnyk), Feb. 6, 2021 vs. SJS and recorded his first NHL point (assist) on Oct. 13, 2018 @ DAL.
- Appeared in his 100th career NHL game, Dec. 11, 2021 @ PIT.
- Scored his first career AHL playoff goal as part of a three-point contest in Game 2 of the Pacific Division Finals May 4, 2019 at Bakersfield (1-2=3). Became the youngest Gull to record three points in a playoff game at 19 years and six months.
- Signed a one-year contract extension through 2024-25, July 1, 2024.
- Helped Sweden to a bronze medal at the 2024 World Championship, recording 2-3=5 points with a +5 through 10 games.
- Recorded the most points in the SHL by an under-18 player (16 years old) during the 2016-17 season with Lulea, earning 3-3=6 points.
- Represented Sweden at the 20201 World Championship, 2019 World Junior Championship, 2018 World Junior Championship (silver), 2016 U-18 World Championship (silver) and 2015 World Under-17 Hockey Challenge (bronze).

PERSONAL

- Nickname: Lundy
- His favorite NHL player growing up was Peter Forsberg
- Goal song: Gimme! Gimme! Gimme! by ABBA

BORN

November 6, 1999 (24); Gallivare, Sweden

DRAFTED

By Anaheim in the first round (23rd overall) of the 2018 NHL Draft

CONTRACT

Signed through the 2024-25 NHL season

21

REGULAR SEASON										PLAYOFFS				
Season	Team	League	GP	G	A	Pts.	PIM	+/-		GP	G	A	Pts.	PIM
2015-16	Lulea	Sweden	4	0	0	0	0	-1		-	-	-	-	-
	Lulea Jr.	Sweden Jr.	34	4	13	17	12	-1		-	-	-	-	-
2016-17	Lulea	Sweden	45	3	3	6	0	-5		1	0	0	0	0
	Lulea Jr.	Sweden Jr.	10	3	4	7	4	+3		3	1	2	3	0
2017-18	Lulea	Sweden	42	6	9	15	14	+7		3	0	0	0	0
2018-19	ANAHEIM	NHL	15	0	2	2	2	-1		-	-	-	-	-
	San Diego	AHL	12	0	6	6	2	-6		7	1	2	3	0
	Lulea	SHL	17	2	7	9	2	+5		10	2	6	8	0
2019-20	ANAHEIM	NHL	15	0	4	4	0	-2		-	-	-	-	-
	San Diego	AHL	43	6	15	21	4	-6		-	-	-	-	-
2020-21	ANAHEIM	NHL	41	6	3	9	14	-9		-	-	-	-	-
2021-22	ANAHEIM	NHL	80	16	13	29	8	-3		-	-	-	-	-
2022-23	ANAHEIM	NHL	61	4	10	14	2	-13		-	-	-	-	-
2023-24	ANAHEIM	NHL	46	5	6	11	2	-1		-	-	-	-	-
NHL Totals			258	31	38	69	28	-29		-	-	-	-	-
Sweden Totals			108	11	19	30	16	+6		14	2	6	8	0

CAREER

FIRSTS

Game: Oct. 8, 2018 vs. DET
Goal: Feb. 6, 2021 vs. SJS
(Devan Dubnyk)
Assist: Oct. 13, 2018 @ DAL

HAT TRICKS

1
Mar. 1, 2021 vs. STL (3-0=3)

MULTI-POINT GAMES

2
(2 multi-assist)

OT GOALS

None

GAME HIGHS

GOALS

3
Mar. 1, 2021 vs. STL

ASSISTS

2
five times (last: Apr. 7,
2024 vs. STL)

POINTS

3
two times (last: Apr. 1, 2022
@ ARI; 2-1=3)

SOG

7
Dec. 17, 2021 vs. ARI

STREAKS

GOALS

Two games
three times (last: Feb. 25-
29, 2024)

ASSISTS

Two games
last Oct. 30-Nov. 1, 2022;
0-2=2)

POINTS

Five games
Oct. 26-Nov. 2, 2021 (2-3=5)

PENALTY SHOTS

None



TRISTAN LUNEAU

TRIHS-tan LOO-noh

POS
D

HT
6-2

WT
202

SHOOTS
RIGHT

2023-24

- Made his NHL debut with Anaheim in 2023-24, appearing in seven games with the club and earning 1-2=3 points with a +1 rating.
- Recorded his first career NHL goal as part of a multi-point game Nov. 30, 2023 vs. WSH (1-1=2; first goal on Darcy Kuemper). Became the fifth youngest Ducks defenseman to score a goal and also the fifth youngest Ducks blueliner to record a multi-point game.
- Made his NHL debut Oct. 19 vs. DA, at 19 years, 280 days, becoming the seventh-youngest Ducks defenseman to appear in a game.
- Was named to Canada's 2024 World Junior Championship roster, but did not appear in the tournament due to an infection. Missed the final 44 games of the season due to the infection.
- Appeared in six games with San Diego (AHL) on a Conditioning Loan, recording two assists (0-2=2).

CAREER

- Was named the QMJHL Defenseman of the Year in 2022-23 (Emile-Bouchard Trophy), a QMJHL First Team All-Star and a CHL Second Team All-Star. Scored 20-63=83 points with a +49 rating in 65 games for Gatineau, setting single-season career-highs in points, goals, assists, plus/minus and appearances.
- His 83 points were the most by a QMJHL defenseman since 2013-14 (Guillaume Gelinas, 92) and he became one of eight QMJHL blueliners to score 20 goals in a season in the last 10 years.
- Led QMJHL blueliners in points and assists and ranked second in goals and fourth in plus/minus. He was the only defenseman in the QMJHL to lead his club in points in 2022-23.
- He helped Gatineau to 22 straight wins from Jan. 21-March 19, 2023, recording 7-28=35 points with a +32 rating in that span. Recorded a career-best 11-game point streak from Feb. 11-March 12, 2023, earning 5-16=20 points with a +16 rating in that span.
- Also recorded 2-15=17 points with a +9 rating in 13 QMJHL Playoff games in 2023. Colled all QMJHL defensemen in points and assists, and was tied for 10th in plus/minus, collecting a point in 10 of 13 postseason games.
- Led all QMJHL defensemen in postseason scoring (2-21=23) and assists the last two playoff runs (2022 and 2023).
- In 2021-22 with Gatineau, led all Olympiques defensemen in points (12-31=43) and assists, while ranking second in goals. Paced all Gatineau skaters in assists and led club defensemen in postseason scoring (0-6=6) in seven QMJHL Playoff games.
- In 2020-21, was named the QMJHL Rookie of the Year and to the QMJHL All-Rookie Team, scoring 4-14=18 points in 31 games. Was also named the QMJHL Defensive Rooke of the Year (Raymond Legace Trophy) and led Gatineau defensemen.
- Was teammates at Gatineau with the Ducks other 2022 second round selection Noah Warren, selected 11 picks apart. Was selected first overall by Gatineau in the 2020 QMJHL draft

INTERNATIONAL

- Was named to Hockey Canada's 2024 World Junior Championship roster, but did not appear in the tournament due to injury.

PERSONAL

- Nickname: Luny
- His favorite TV show is Peaky Blinders and his go-to karaoke song is Hurricane by Luke Combs.
- Goal Song: Drip Too Hard by Lil Baby

BORN

January 12, 2004 (20); Victoriaville, Quebec

DRAFTED

By Anaheim in the second round (53rd overall) of the 2022 NHL Draft

CONTRACT

Signed through the 2026-27 NHL season

67

REGULAR SEASON										PLAYOFFS				
Season	Team	League	GP	G	A	Pts.	PIM	+/-		GP	G	A	Pts.	PIM
2020-21	Gatineau	QMJHL	31	4	14	18	2	-5		4	0	1	1	0
2021-22	Gatineau	QMJHL	63	12	31	43	20	+9		7	0	6	6	4
2022-23	Gatineau	QMJHL	65	20	63	83	31	+49		13	2	15	17	6
2023-24	ANAHEIM	NHL	7	1	2	3	4	+1		-	-	-	-	-
	San Diego	AHL	6	0	2	2	2	0		-	-	-	-	-
NHL Totals			7	1	2	3	4	+1		-	-	-	-	-
AHL Totals			6	0	2	2	2	0		-	-	-	-	-
QMJHL Totals			159	36	108	144	53	+53		24	2	22	24	10

CAREER

FIRSTS

Game: Oct. 19, 2023 vs. DAL

Goal: Nov. 30, 2023 vs. WSH

Assist: Nov. 22, 2023 vs. STL

HAT TRICKS

None

MULTI-POINT GAMES

1

Nov. 30, 2023 vs. WSH (1-1=2)

OT GOALS

None

GAME HIGHS

GOALS

1

Nov. 30, 2023 vs. WSH

ASSISTS

1

Nov. 30, 2023 vs. WSH

POINTS

2

Nov. 30, 2023 vs. WSH (1-1=2)

SOG

STREAKS

GOALS

None

ASSISTS


None

POINTS

None

PENALTY SHOTS

None



BROCK MCGINN

BRAWK muh-GIHN

POS
LW

HT
6-0

WT
191

SHOOTS
LEFT

2023-24

- Appeared in his ninth NHL season and second with Anaheim, recording 1-2=3 points in 24 games.
- Skated in his 500th career game, Dec. 31 vs. EDM.
- Scored his lone goal of the season, Nov. 30 vs. WSH.
- Recorded his first point (assist) of the campaign in his season debut, Nov. 15 @ COL.
- Missed 45 games due to injury, including the first 15 games to begin the season (lower-body) and the final 30 games after undergoing back surgery (Feb. 13-Apr. 18).

CAREER

- Split his eighth NHL season in 2022-23 with Anaheim and Pittsburgh, combining for 12-7=19 points with 21 PIM in 75 games. Recorded a career-high three GWG.
- Made his Ducks debut, Mar. 7 @ VAN and scored his first goal as a Duck, Mar. 8 @ VAN.
- Spent parts of two seasons with Pittsburgh from 2021-23, tallying 22-16=28 points in 124 games and 1-1=2 points in seven Stanley Cup Playoff games.
- Helped Carolina to the 2019 Eastern Conference Final, tallying 2-4=6 points in 15 Stanley Cup Playoff games.
- In six seasons with Carolina from 2015-21, recorded 51-50=101 points in 345 games. Set career-highs in goals (16), assists (14), points (30) and PIM (22) in 2017-18.
- Made his NHL debut Oct. 16, 2015 with Carolina, scoring 55 seconds into his first shift.
- Tallied 39-31=70 points in 134 career AHL games with the Charlotte Checkers.
- Spent parts of five seasons with Guelph Storm of the OHL from 2010-14 posting 93-79=172 points in 227 games. Helped Guelph to an OHL championship in 2013-14, scoring 12 points in 12 postseason games (6-6=12). Also scored 1-4=5 points in four Memorial Cup games in 2014.
- Signed a four-year contract with Pittsburgh through 2024-25, July 28, 2021

PERSONAL

- Nickname: Ginner
- His brother, Jamie, appeared in 21 games with the Ducks in 2015-16 following the trade deadline. His other brother, Tye, also spent time in the NHL.
- His family is the principle owner of the SPJHL's Roanoke Rail Yard Dawgs.
- He and his wife have a mini labradoodle, Peanut, named after Brock's allergy.
- Goal song: Don't Stop Me Now by Queen

BORN

February 2, 1994 (30); Fergus, Ontario

ACQUIRED

From Pittsburgh with a 2024 third-round selection for Dmitry Kulikov

DRAFTED

By Carolina in the second round (47th overall) of the 2012 NHL Draft

CONTRACT

Signed through the 2024-25 NHL season

26

REGULAR SEASON										PLAYOFFS				
Season	Team	League	GP	G	A	Pts.	PIM	+/-		GP	G	A	Pts.	PIM
2010-11	Guelph	OHL	68	10	4	14	38	+3		16	0	1	1	12
2011-12	Guelph	OHL	33	12	7	19	25	-2		6	1	1	2	8
2012-13	Guelph	OHL	68	28	26	54	71	+7		3	2	2	4	11
	Charlotte	AHL	4	0	0	0	0	-2		2	0	0	0	2
2013-14	Guelph	OHL	58	43	42	85	45	+46		12	6	6	12	21
2014-15	Charlotte	AHL	73	15	12	27	38	-18		-	-	-	-	-
2015-16	CAROLINA	NHL	21	3	1	4	10	-14		-	-	-	-	-
	Charlotte	AHL	48	19	16	35	29	-8		-	-	-	-	-
2016-17	CAROLINA	NHL	57	7	9	16	6	-11		-	-	-	-	-
	Charlotte	AHL	9	5	3	8	6	+3		-	-	-	-	-
2017-18	CAROLINA	NHL	80	16	14	30	22	-12		-	-	-	-	-
2018-19	CAROLINA	NHL	82	10	16	26	20	+10		15	2	4	6	6
2019-20	CAROLINA	NHL	68	7	10	17	17	-4		8	1	1	2	2
2020-21	CAROLINA	NHL	37	8	5	13	6	0		11	3	1	4	4
2021-22	PITTSBURGH	NHL	64	12	10	22	14	0		7	1	1	2	4
2022-23	PITTSBURGH	NHL	60	10	6	16	21	0		-	-	-	-	-
	ANAHEIM	NHL	15	2	1	3	0	-6		-	-	-	-	-
2023-24	ANAHEIM	NHL	24	1	2	3	4	-5		-	-	-	-	-
NHL Totals			508	76	74	150	120	-42		41	7	7	14	16
Anaheim Totals			39	3	3	6	4	-11		-	-	-	-	-

CAREER

FIRSTS

Game: Oct. 16, 2015 w/ CAR @ DET
Goal: Oct. 16, 2015 w/ CAR @ DET (NHL Debut, Jimmy Howard)
Assist: Oct. 16, 2015 w/ CAR @ DET

HAT TRICKS

None

MULTI-POINT GAMES

93
(23 multiple-goal, 29 multiple-assist)

OT GOALS

7
(last: Mar. 18, 2021 vs. ARI)

GAME HIGHS

GOALS

2
5 times (last: Feb. 15, 2021 w/PIT vs. CBJ)

ASSISTS

3
1 time (last: Jan. 14, 2017 w/CAR vs. NYI)

POINTS

4
two times (last: Feb. 15, 2021 w/PIT vs. CBJ)

SOG

6
two times (last: Jan. 14, 2018 w/CAR vs. CGY)

STREAKS

GOALS

Four games
Feb. 4-11 2021 (4-0=4)

ASSISTS

Three games
Jan. 3-6, 2019 (0-3=3)

POINTS

Four games
Feb. 4-11 2021 (4-0=4)

PENALTY SHOTS

None



MASON MCTAVISH

MAY-suhn muhk-TAV-ish

POS
C

HT
6-1

WT
219

SHOOTS
LEFT

2023-24

- Appeared in his third NHL season, recording a career-high 19-23=42 points in 64 games.
- Also set a career-high in goals and eclipsed the 40-point plateau for the second straight season.
- Led Anaheim with a 51.7 FOW% and ranked third among leaders in goals and scoring.
- Had a career-long seven-game point streak Oct. 22-Nov. 5 (5-5=10), one of two players in Ducks history with a seven-game point streak before age 21 (also Paul Kariya, eight games in 1994-95).
- Recorded the most points by a Ducks player in franchise history prior to age 21 (32-44=76 points in 131 GP).
- Earned a career-tying three points four times, with his six career three-point outings the most by any NHL player drafted since 2021: Oct. 30 @ PIT (2-1=3), Nov 22 vs. MTL (2-1=3), Dec. 27 vs. VGK (0-3=3) and Feb. 19 @ BUF (0-3=3). His two three-assist contests also tied a single-game best.
- Recorded his first career OT GWG, Oct. 26 @ BOS.
- Scored two goals (2-1=3) Oct. 30 @ PIT, becoming the fifth player in NHL history with a go-ahead SHG at 19:47 of the third period or later (regular season/playoffs), the latest such goal in nearly 35 years. He also became the fourth player in franchise history with a go-ahead goal at 19:47 of the third period or later, joining Paul Mara (19:58 on Nov. 7, 2010), Shaun Van Allen (19:55 on April 24, 1995) and Oleg Tverdovsky (19:47 on Feb. 6, 2002).
- Recorded his fourth career multi-goal game Nov. 22 vs. MTL (2-1=3), surpassing Trevor Zegras and Paul Kariya for the most by a Ducks skater before age 21.
- Was named the NHL's Third Star of the Week (Nov. 5), earning 3-2=5 points with points on all three of Anaheim's decisive goals.
- Became first Ducks player to record a point in his first three season-opening games with his goal Oct. 14 @ VGK. Also Oct. 13, 2023 vs. WPG (1-1=2) and Oct. 12, 2022 vs. SEA (0-2=2).
- Missed 18 games due to injury, including the final six contests due to a sprained MCL (Apr. 5-18).

CAREER

- In his first full NHL season in 2022-23, scored 17-26=43 points in 80 games, ranking fourth in Ducks history for single-season points by a rookie: Trevor Zegras (61 in 2021-22), Bobby Ryan (57 in 2008-09) and Dustin Penner (45 in 2006-07).
- Recorded a career-high four points (2-2=4) and his first career multi-goal game, Jan. 6, 2023 vs. SJS, his second straight game with multiple points (3-3=6). Was the first player in Ducks history and fifth NHL player the last 10 seasons to record six (or more) points in two games before age 20 (McTavish is 19 years 341 days), including Connor McDavid (twice, 2016), Patrik Laine (2018), Tomas Hertl (2013) and Elias Pettersson (2018). Became the third teenager to record a multi-goal game as a Duck: Cam Fowler (19 years, 343 days) and Hampus Lindholm (19 years, 356 days).
- In his NHL debut, Oct. 13, 2021 vs. WPG, became the youngest Duck to score a goal at 18 years, 256 days, surpassing the previous mark set by Oleg Tverdovsky (18 years, 259 days) on Feb. 1, 1995 at DAL. Also added an assist in his NHL debut, becoming the sixth player in Ducks history to record multiple points in his NHL debut (last: Jamie Drysdale, Mar. 18, 2020 vs. ARI; 1-1=2). Only two players in Ducks history tallied more in their NHL debut with the club: Stanislav Chistov (1-3-4 on Oct. 10, 2002 @ STL) and Alex Hicks (2-1=3 on Nov. 15, 1995 vs. COL).
- Became one of four Ducks to appear in the club's season-opening contest following their respective NHL Draft selection, joining Cam Fowler (2010), Chad Kilger (1995) and Oleg Tverdovsky (1994).
- Combined for 20-27=47 points with a +30 rating and 31 PIM in 29 OHL games with Hamilton and Peterborough following his NHL debut in 2021. Was named to the OHL Second All-Star Team after ranking seventh among OHL players in points per game (1.62) and goals per game (.69) and ranked fifth among OHL leaders in FOW% (57.5 min. 300 attempts).
- Helped Hamilton to an OHL championship and to the Memorial Cup final in 2020-21, scoring 16-13=29 points in 19 playoff contests. Ranked second in goals and fifth in scoring among all skaters. Was named to the Memorial Cup All-Star Team, scoring 6-2=8 points in five tournament games.
- Spent 2020-21 with Olten of the Swiss League (Switzerland's second division), scoring 9-2=11 points with a +4 rating in 13 regular-season games. Led all players 19-and-younger in points per game (.85) and co-led in goals. Also scored 2-5=7 points in the 2021 Swiss League playoffs, recording at least one point in each of his four postseason games.
- Was named to the OHL Second All-Rookie Team in 2019-20 after ranking second in rookie scoring with 29-13=42 points in 57 games with Peterborough. Ranked third among Peterborough leaders in goals, the most goals by a Petes rookie since 2009-10 (Matt Puempel, 33).
- Signed a three-year entry-level contract through 2024-25, Aug. 13, 2021.

BORN

January 30, 2003 (21); Zurich, Switzerland

DRAFTED

By Anaheim in the first round (third overall) of the 2021 NHL Draft

CONTRACT

Signed through the 2024-25 NHL season

23

INTERNATIONAL

- Was MVP of the 2022 World Junior Championship, serving as Canada's captain. Led all tournament skaters in points (8-9=17) and goals, and co-led in assists. His 17 points were tied for the third most by a Canadian in a single WJC, matching Wayne Gretzky (1978) and Eric Lindros (1991).
- In the 2022 gold medal game, he recorded two assists, with his nine total in the tournament tied for seventh all-time by a Canadian in a single WJC. His eight goals ranked tied for fifth by a Canadian in a single WJC.
- Represented Canada at the 2022 Winter Olympics in Pyeongchang, South Korea.
- Also helped Canada to gold at the 2021 U-18 World Championship (5-6=11 points with a +10 rating in seven GP) and appeared at the 2019 World Under-17 Hockey Challenge.

PERSONAL

- Nickname: Mack Tee
- Was born in Zurich, Switzerland but is a Canadian national.
- His father, Dale, appeared in nine NHL games with Calgary (1-2=3). He also scored 188-190=378 points in 361 career Swiss National League games.
- Goal song: Gold on the Ceiling by The Black Keys

REGULAR SEASON										PLAYOFFS				
Season	Team	League	GP	G	A	Pts.	PIM	+/-		GP	G	A	Pts.	PIM
2019-20	Peterborough	OHL	57	29	13	42	31	-4		-	-	-	-	-
2020-21	Olten	Swiss-2	13	9	2	11	6	+4		4	2	5	7	4
2021-22	ANAHEIM	NHL	9	2	1	3	2	+3		-	-	-	-	-
	San Diego	AHL	3	1	1	2	4	+1		-	-	-	-	-
	Canada	Olympics	5	0	1	1	2	+1		-	-	-	-	-
	Peterborough	OHL	5	6	1	7	11	+3		-	-	-	-	-
	Hamilton	OHL	24	14	26	40	20	+27		19	16	13	29	26
2022-23	ANAHEIM	NHL	80	17	26	43	44	-19		-	-	-	-	-
2023-24	ANAHEIM	NHL	64	19	23	42	86	-23		-	-	-	-	-
NHL Totals			153	38	50	88	132	-39		-	-	-	-	-

CAREER

FIRSTS

Game: Oct. 13, 2021 vs. WPG

Goal: Oct. 13, 2021 vs. WPG
(Connor Hellebuyck)

Assist: Oct. 13, 2021 vs. WPG

HAT TRICKS

1
Jan. 4, 2022 vs. PHI

MULTI-POINT GAMES

44
(9 multiple-goal, 19 multiple-assist)

OT GOALS

4
(last: Oct. 26, 2023 @ BOS; 4-3)

GAME HIGHS

GOALS

2
six times (last: Feb. 21,
2024 vs. CBJ)

ASSISTS

3
three times (last: Feb. 19,
2024 @ BUF)

POINTS

4
Jan. 6, 2023 vs. SJS (2-2=4)

SOG

6
Nov. 10, 2023 vs. PHI

STREAKS

GOALS

Two games
four times (last: Mar. 31-
Apr. 2, 2024 (2-0=2))

ASSISTS

Three games
Oct. 28-Nov. 1, 2023 (2-4=6)

POINTS

Seven games
Oct. 22-Nov.5, 2023 (5-5=10)

PENALTY SHOTS

None



PAVEL MINTYUKOV

PAH-vehl MIHN-tyah-kahv

POS
D

HT
6-1

WT
200

SHOOTS
LEFT

2023-24

- In his first NHL season, recorded 4-24=28 points with 24 PIM in 63 games, ranking second among Anaheim blueliners in scoring and assists.
- Among all-time Ducks rookie defensemen in a single season, ranks fourth in assists and fifth in points.
- Among NHL rookies, ranked fourth in assists, while also ranking third among NHL rookie blueliners in scoring and assists.
- Recorded his first career three-assist/point game (0-3=3), Feb. 21 vs. CBJ, becoming the sixth rookie defenseman in Ducks history with a three-assist game.
- In his NHL debut Oct. 14 @ VGK, became the sixth-youngest Ducks defenseman to appear in a game (19 years, 322 days).
- Became the fifth youngest Ducks defenseman (19 years, 324 days) to score his first career goal Oct. 15 vs. CAR. At the time of his first goal, only four Ducks defensemen scored their first goal at a younger age: Oleg Tverdovsky (18 years, 259 days), Cam Fowler (18 years, 316 days), Jamie Drysdale (18 years, 344 days) and Hampus Lindholm (19 years, 290 days).
- Recorded his first NHL assist Oct. 19 vs. DAL, becoming one of three players in Ducks history to begin his career with points in each of his first two home games.
- At 19 years, 339 days, he tallied his first career multi-point game (0-2=2), Oct. 30 @ PIT. He became the fifth-youngest defenseman in franchise history at the time of his first career multi-point game, trailing only Oleg Tverdovsky (18 years, 250 days; 0-3=3 on Jan. 23, 1995), Cam Fowler (18 years, 342 days; 0-2=2 on Nov. 12, 2010), Jamie Drysdale (18 years, 344 days; 1-1=2 on March 18, 2021) and Hampus Lindholm (19 years, 266 days; 0-2=2 on Oct. 13, 2013).
- Became the 10th teenage defenseman in NHL history to collect his 10th assist prior to his 20th career game (only active players to do so are Cam Fowler and Zach Werenski (17 GP in 2016-17)). Mintyukov is one of six defensemen 20-and-under in NHL history to record 10 points in their first 15 games in the last 35 years and the 13th to do so all-time (first since Quinn Hughes, 2018-19).
- Recorded his 17th assist, Jan. 9 @ NSH. His 19 points are the third most by a Ducks rookie defenseman through 40 career games behind only Francois Beauchemin (4-20=24 in 2005-06) and Cam Fowler (3-20=23 in 2010-11).
- He tallied two assists for the second time in his career Dec. 17 @ NJD (0-2=2), becoming the second Ducks defenseman in club history to record 15 points through his first 30 career games, joining Cam Fowler (3-14=17 in 2010-11).
- Recorded his third goal and 20th career point (3-17=20) in his 42nd game, becoming the second fastest defenseman in Ducks history to reach 20 career points (Cam Fowler, 38 GP), Feb. 15 @ OTT.
- Missed 19 games due to injury, including 11 due to a separated shoulder (Jan. 11-Feb. 9) and eight with a bone contusion (Mar. 31-Apr. 18).

CAREER

- Was named the OHL Defenseman of the Year in 2022-23, combining for 24-64=88 points in 69 games with Ottawa and Saginaw. Was the only OHL defenseman to rank in the top-25 in league scoring. Was also named to the OHL's First All-Star Team and the CHL's Second All-Star Team.
- Led all Canadian Hockey League (OHL, QMJHL, WHL) defensemen in points, and led all OHL defensemen in points and assists, was tied for second in goals and fifth in plus/minus (+33). Among all OHL leaders, ranked fourth in assists, eighth in plus/minus and 14th in points.
- His 88 points in 2022-23 were the most by an OHL defenseman in nine years (Tony DeAngelo, 89 in 2014-15) and the third-most since 1998-99 (Ryan Ellis, 100 in 2010-11 and 89 in 2008-09, and DeAngelo).
- Became the first defenseman in the OHL's 90-year history to be named OHL Defenseman of the Month three consecutive times (October, November, December).
- Since the start of 2021-22, he was second among all CHL defensemen in points (41-109=150), goals and assists, trailing only Ducks defenseman prospect Olen Zellweger (46-112=158).
- Also recorded nine assists (0-9=9) with a +3 rating in 11 OHL Playoff contests to lead Ottawa blueliners in points and assists.
- In 2021-22, led the Saginaw Spirit of the OHL in scoring with 17-45=62 points in 67 games. Became Saginaw's first-ever defenseman in franchise history to lead the club in scoring.

BORN

November 25, 2003 (20); Moscow, Russia

DRAFTED

By Anaheim in the first round (10th overall) of the 2022 NHL Draft

CONTRACT

Signed through the 2025-26 NHL season

34

- Was named to the OHL Third All-Star Team last season after ranking third among OHL defensemen in points, fifth in goals, sixth in assists and tied for eighth in shots (177).
- Did not play during the 2020-21 season due to the cancellation of the OHL's return to play plan. Spent the majority of 2019-20 with Dynamo Moscow 2 of the Russian junior league, recording 1-2=3 points in 33 appearances.
- Signed a three-year, entry-level contract with Anaheim, July 16, 2022.

INTERNATIONAL

- Helped Russia to a gold medal at the 2019 World Under-17 Hockey Challenge, recording five assists (0-5=5) in six tournament games. Led Russian blueliners and finishing third among all defensemen in tournament scoring.

PERSONAL

- Nickname: Minty
- His favorite Ducks player is Teemu Selanne while his hero growing up was Alex Ovechkin.
- Enjoys playing chess and ping pong.
- Goal song: Candy Shop by 50 Cent

REGULAR SEASON										PLAYOFFS				
Season	Team	League	GP	G	A	Pts.	PIM	+/-		GP	G	A	Pts.	PIM
2019-20	Dynamo Moscow Jr.	Russia Jr.	33	1	2	3	0	+3		3	0	0	0	0
2020-21	Did not play													
2021-22	Saginaw	OHL	67	17	45	62	28	-14		-	-	-	-	-
2022-23	Saginaw	OHL	37	16	38	54	15	+26		-	-	-	-	-
	Ottawa	OHL	32	8	26	34	11	+7		11	0	9	9	2
2023-24	ANAHEIM	NHL	63	4	24	28	24	-20		-	-	-	-	-
NHL Totals			63	4	24	28	24	-20		-	-	-	-	-
OHL Totals			136	41	109	150	54	+19		11	0	9	9	2
Russia Jr. Totals			33	1	2	3	0	+3		3	0	0	0	0

CAREER

FIRSTS

Game: Oct. 14, 2023 @ VGK

Goal: Oct. 15, 2023 vs. CAR
(Frederik Andersen)

Assist: Oct. 19, 2023 vs. DAL

HAT TRICKS

None

MULTI-POINT GAMES

3
(3 multi-assist)

OT GOALS

None

GAME HIGHS

GOALS

1
four times (last: Mar. 24,
2024 vs. TBL)

ASSISTS

3
Feb. 21, 2024 vs. CBJ (0-3=3)

POINTS

3
Feb. 21, 2024 vs. CBJ (0-3=3)

SOG

5
Mar. 24, 2024 vs. TBL

STREAKS

GOALS

None

ASSISTS


Three games
Oct. 30-Nov. 5, 2023 (0-4=4)

POINTS

Three games
Oct. 30-Nov. 5, 2023 (0-4=4)

PENALTY SHOTS

None



RYAN STROME

RIGH-uhn STROHM

POS
C

HT
6-1

WT
192

SHOOTS
RIGHT

2023-24

- Appeared in his 12th NHL season and second with Anaheim, scoring 11-30=41 points in 79 games.
- Ranked third among Anaheim leaders in assists and fourth in scoring. Was one of three Ducks skaters to reach the 30-assist mark.
- Eclipsed the 40-point plateau for the sixth time in his career and fifth straight season, while matching his mark of 41 points in his debut campaign with Anaheim in 2022-23.
- Reached the 30-assist mark for the fifth time in his career (first with Anaheim).
- Scored his first multi-goal game as a Duck (2-0=2), Feb. 9 vs. EDM.
- Skated in his 100th game as a Duck, Nov. 22 vs. MTL.
- Had a five-game point streak from Oct. 22-30 (2-6=8, +5) and assists in three straight games Oct. 26-30 (1-5=6, +4).
- Tallied a season-high 1-2=3 points, Oct. 28 @ PHI.
- Scored his first goal of the season, Oct. 24 @ CBJ.
- Recorded his 400th and 401st career NHL points (145-255=401) Oct. 15 vs. CAR.

CAREER

- One of two Anaheim players to appear in all 82 games in 2022-23 (Cam Fowler).
- Scored a career-high 21 goals with the NY Rangers in 2021-22 (21-33=54 points), helping the club to an appearance in the Eastern Conference Final.
- In 2020-21, registered 14-35=49 points in 56 games with the Rangers, establishing career highs in assists per game (0.63), points per game (0.88), PPA (15), and PPP (18). Was one of five NHL centers in 2020-21 who registered at least 14 goals, 35 assists, and a plus-six rating (McDavid, Draisaitl, MacKinnon, Crosby).
- Became the first player in NHL history to record 100 points with both the Rangers and Islanders Feb. 20, 2021 (1-1=2). The assist was his 100th career point with the Rangers and the goal was his 100th NHL goal.
- Set single-season career highs in points (18-41=59), assists and TOI/game (19:35) in 2019-20 with the Rangers.
- Appeared in 55 career AHL games with Bridgeport, scoring 17-43=60 points. Was named to the 2013-14 AHL All-Rookie Team, scoring 13-36=49 points in 37 games, leading AHL rookies in points per game (1.32).
- Split four seasons with Niagara and Barrie (OHL), scoring 105-190=295 points in 225 games (1.31 points per game). Also had 15-26=41 points in 44 career OHL Playoff contests, co-leading Niagara in postseason goals (7) and ranking second for points (7-16=23) in 2012.

INTERNATIONAL

- Represented Canada at back-to-back World Junior Championships 2012 (bronze) and 2013, combining for 7-8=15 points in 12 tournament games. Also earned silver at the 2010 U-17 World Hockey Challenge.

PERSONAL

- Nickname: Stromer
- His brother, Dylan, was the third overall selection in the 2015 NHL Draft and currently represents Washington. His youngest brother, Matthew, was a fourth-round pick by Philadelphia in 2017 and has won back-to-back Calder Cup championships for Hershey (AHL).
- His favorite TV shows are Peaky Blinders, Yellowstone and Succession.
- Shares a birthday (July 11) with four-time NFL Pro Bowler and Los Angeles Charger Joey Bosa, and Bon Jovi guitarist Richie Sambora.
- Goal song: California Love by Tupac

BORN

July 11, 1993 (31); Mississauga, Ontario

ACQUIRED

Signed as a free agent, July 13, 2022

DRAFTED

By New York Islanders in the first round (fifth overall)
of the 2011 NHL Draft

CONTRACT

Signed a five-year contract, July 13, 2022

16

REGULAR SEASON											PLAYOFFS					
Season	Team	League	GP	G	A	Pts.	PIM	+/-	GP	G	A	Pts.	PIM			
2009-10	Barrie	OHL	34	5	9	14	35	+7	-	-	-	-	-			
	Niagara	OHL	27	3	10	13	26	-9	5	0	3	3	0			
2010-11	Niagara	OHL	65	33	73	106	82	+28	14	6	6	12	19			
2011-12	Niagara	OHL	46	30	38	68	47	+37	20	7	16	23	31			
2012-13	Niagara	OHL	53	34	60	94	59	+43	5	2	1	3	8			
	Bridgeport	AHL	10	2	5	7	4	-1	-	-	-	-	-			
2013-14	Bridgeport	AHL	37	13	36	49	41	+16	-	-	-	-	-			
	NY ISLANDERS	NHL	37	7	11	18	8	-1	-	-	-	-	-			
2014-15	NY ISLANDERS	NHL	81	17	33	50	47	+23	7	2	2	4	2			
2015-16	NY ISLANDERS	NHL	71	8	20	28	28	-9	8	1	3	4	2			
	Bridgeport	AHL	8	2	2	4	10	+3	-	-	-	-	-			
2016-17	NY ISLANDERS	NHL	69	13	17	30	40	-8	-	-	-	-	-			
2017-18	EDMONTON	NHL	82	13	21	34	33	-4	-	-	-	-	-			
2018-19	EDMONTON	NHL	18	1	1	2	14	-1	-	-	-	-	-			
	NY RANGERS	NHL	63	18	15	33	50	-2	-	-	-	-	-			
2019-20	NY RANGERS	NHL	70	18	41	59	48	+21	3	0	2	2	7			
2020-21	NY RANGERS	NHL	56	14	35	49	39	+6	-	-	-	-	-			
2021-22	NY RANGERS	NHL	74	21	33	54	69	+15	19	2	7	9	10			
2022-23	ANAHEIM	NHL	82	15	26	41	79	-30	-	-	-	-	-			
2023-24	ANAHEIM	NHL	79	11	30	41	86	-20	-	-	-	-	-			
NHL Totals			782	156	283	493	541	-10	37	5	14	19	21			
Anaheim Totals			161	26	56	82	165	-50	-	-	-	-	-			

CAREER

FIRSTS

Game: Dec. 14, 2013 w/ NYI
@ MTL

Goal: Jan. 6, 2014 vs. DAL
(Kari Lehtonen)

Assist: Dec. 20, 2013 @ NYR

HAT TRICKS

None

MULTI-POINT GAMES

94
(12 multiple-goal, 47 multi-
ple-assist)

OT GOALS

4
(last: Dec. 6, 2022 vs. CAR)

GAME HIGHS

GOALS

2
13 times (last: Feb. 9, 2024 vs. EDM)

ASSISTS

3
two times (last: Mar. 25,
2021 w/ NYR @ PHI)

POINTS

4
three times (last: Mar. 25,
2021 w/ NYR @ PHI; 1-3=4)

SOG

8
two times (last: Dec. 12,
2021 w/ NYR vs. NSH)

STREAKS

GOALS

Three games
two times (last: Dec. 27-31,
2019; 4-3=7)

ASSISTS


10 games
Mar. 15-Apr. 1, 2021 (0-14=14)

POINTS

11 games
Mar. 13-Apr. 1, 2021 (2-14=16)

PENALTY SHOTS

None



TROY TERRY

TROI TAIR-ee

POS
RW

HT
6-0

WT
191

SHOOTS
RIGHT

2023-24

- Appeared in his fifth NHL season, scoring 20-34=54 in a career-high 76 games.
- Co-led Anaheim skaters in assists (34), led in even-strength points (16-25=41) and was second in points (20-34=54) and goals.
- Scored 20 goals for the third straight season, the eighth player in Ducks history to do so while also reaching 50 points for three straight campaigns.
- Reached the 30-assist milestone for the third straight season (also 38 in 2022-23 and 30 in 2021-22). He and Cam Fowler are two of eight skaters in club history to record 30 assists in three straight seasons, joining Ryan Getzlaf (13 times, 2006-19), Teemu Selanne (five times, 1996-01), Steve Rucchin (four times, 1996-00), Corey Perry (three times (2008-11), Chris Pronger (2006-09) and Paul Kariya (1998-01).
- Had a season-high six-game point streak (4-6=10) Jan. 20-31 and 8-11=19 points his last 19 outings.
- Skated in his 300th career NHL game, Dec. 7 @ CHI.
- Became the first Ducks forward (fourth skater) to complete a hat trick with an OT goal, Nov. 1 vs. ARI. Added an assist to mark a career-best 3-1=4 points as part of his second career hat trick (also Jan. 4, 2022)
- Recorded his second straight three-point game, scoring his 17th goal and adding two assists, Feb. 21 vs. CBJ. Marked his second straight three-point game for the second time in his career (also March 6-8, 2019; 1-5=6).

CAREER

- Enters 2024-25 pacing Anaheim in goals (80) and points (182) the last three seasons.
- Represented Anaheim at the 2023 Honda NHL All-Star Game Feb. 3-4, 2023, his second straight All-Star appearance. Is the fifth Anaheim forward to be named an All-Star multiple times (Paul Kariya, 7x; Teemu Selanne, 5x; Corey Perry, 4x; Ryan Getzlaf, 3x).
- Set career-highs in points (37-30=67), goals, PPG (8) and GWG (7) in 2021-22. Led Anaheim in scoring, goals and GWG. Was the fifth Duck to score 35 goals in a season, joining Teemu Selanne (5x), Paul Kariya (4x), Corey Perry (3x) and Bobby Ryan (1x), the first since 2013-14 (Perry, 43).
- His 37 goals in 2021-22 are the most in franchise history by a player drafted outside of the first round.
- Recorded a career-best 16-game point streak Oct. 18-Nov. 18 (12-10=22), the third longest in Ducks history.
- Scored the OT winner on his first career penalty shot goal (third attempt), Dec. 12, 2021 @ STL. Became the third Duck (18th NHL player) to score a penalty shot goal in OT, joining Bobby Ryan (Mar. 2, 2011 vs. DET) and Jonathan Hedstrom (Mar. 22, 2006 vs. COL).
- Made his NHL debut with the Ducks, Mar. 27, 2018 @ VAN. Scored his first NHL goal as part of a two-point game (1-1=2), his first NHL points, Jan. 19, 2019 @ NJD.
- Became the first Anaheim rookie in club history to record back-to-back three-point games Mar. 6-8, 2019 (1-5=6) and the first NHL rookie to do so since Mathew Barzal (NYI), Jan. 13-15, 2018 (3-5=8).
- Scored 23-34=57 points with a +15 rating in 55 AHL games with San Diego. Set a Gulls club record 11-game point streak to begin his AHL career from Oct. 19-Nov. 23, 2018 (7-9=16).
- Scored 45-70=115 points with a +56 rating in 115 games in three seasons at Denver University (2015-18). Led Denver to the 2017 NCAA National Championship and back-to-back NCHC Conference championships in 2017 and 2018. Was named to the NCAA First All-American Team in 2017-18 and the All-Frozen Four Team in 2016-17.
- Signed a seven-year contract extension through 2029-30, Aug. 2, 2023.

INTERNATIONAL

- Represented Team USA at the 2018 Winter Olympic Games, recording five assists (0-5=5) in five games. Ranked fifth among Olympic skaters in assists and second on Team USA in scoring.

BORN

September 10, 1997 (26); Denver, Colorado

DRAFTED

By Anaheim in the fifth round (148th overall) of the 2015 NHL Draft

CONTRACT

Signed through the 2029-30 NHL season

19

- Helped lead Team USA to gold at the 2017 World Junior Championship, going 4-for-4 in shootouts with game-deciding goals against Canada (Final) and Russia (Semifinals). Won gold with Team USA at the 2015 U-18 World Championship and won bronze at the 2014 U-18 Ivan Hlinka Memorial Cup.

PERSONAL

- Nickname: Timmy
- Was named after Dallas Cowboys and Hall of Fame quarterback Troy Aikman. Aikman surprised him with the news he was a 2023 NHL All-Star and the pair met at a Monday Night Football game, Oct. 17, 2023.
- Lived with teammate Cam Fowler during his rookie season.
- Describes himself as a very good Guitar Hero player.
- Goal song: Layla by Eric Clapton

REGULAR SEASON											PLAYOFFS				
Season	Team	League	GP	G	A	Pts.	PIM	+/-	GP	G	A	Pts.	PIM		
2014-15	USNTDP	U-18	66	19	25	44	8	-	-	-	-	-	-		
2015-16	Denver	NCHC	41	9	13	22	8	+4	-	-	-	-	-		
2016-17	Denver	NCHC	35	22	23	45	22	+31	-	-	-	-	-		
2017-18	Denver	NCHC	39	14	34	48	6	+21	-	-	-	-	-		
	USA	Olympics	5	0	5	5	4	+2	-	-	-	-	-		
2018-19	ANAHEIM	NHL	2	0	0	0	0	0	-	-	-	-	-		
	ANAHEIM	NHL	32	4	9	13	2	+8	-	-	-	-	-		
	San Diego	AHL	41	16	25	41	4	+1	-	-	-	-	-		
2019-20	ANAHEIM	NHL	47	4	11	15	6	-5	-	-	-	-	-		
	San Diego	AHL	14	7	9	16	6	+14	-	-	-	-	-		
2021-22	ANAHEIM	NHL	75	37	30	67	26	-11	-	-	-	-	-		
2022-23	ANAHEIM	NHL	70	23	38	61	22	-8	-	-	-	-	-		
2023-24	ANAHEIM	NHL	76	20	34	54	24	-10	-	-	-	-	-		
NHL Totals			350	95	135	230	98	-27	-	-	-	-	-		

CAREER

FIRSTS

Game: Mar. 27, 2018 @ VAN

Goal: Jan. 19, 2019 @ NJD
(Mackenzie Blackwood)

Assist: Jan. 19, 2019 @ NJD

HAT TRICKS

2

(last: Nov. 1, 2023 vs. ARI)

MULTI-POINT GAMES

51

(8 multiple-goal, 21 multiple-assist)

OT GOALS

4

(last: Nov. 1, 2023 vs. ARI;
4-3)

GAME HIGHS

GOALS

3

two times (last: Nov. 1, 2023
vs. ARI)

ASSISTS

3

Mar. 6, 2019 vs. STL

POINTS

4

Nov. 1, 2023 vs. ARI (3-1=4)

SOG

9

Feb. 13, 2020 vs. CGY

STREAKS

GOALS

Four games

three times (last: Feb. 23-
Mar. 1, 2023; 4-1=5)

ASSISTS

Five games

Oct. 30-Nov. 6, 2023 (1-7=8).

POINTS


16 games

Oct. 18-Nov. 18, 2022 (12-10=22)

PENALTY SHOTS

1-for-3

(last: Dec. 12, 2021 @ STL;
goal vs. Jon Gillies)



URHO VAAKANAINEN

UHR-hoh va-ka-NIGH-nehn

POS
D

HT
6-2

WT
205

SHOOTS
LEFT

2023-24

- Appeared in his sixth NHL season and third with Anaheim, recording 1-13=14 points in a career-best 68 games.
- Ranked fourth among Anaheim blueliners in assists.
- Posted career-highs in games played, scoring, goals, assists, hits (55) and blocked shots (79)
- Scored his first career NHL goal in a career-high 24:46 TOI, Jan. 25 @ DAL.
- Recorded his first career multi-point/assist game (0-2=2), Nov. 14 @ NSH.
- Skated in his 100th career NHL game, Jan. 9 @ NSH.
- Was selected by the Anaheim chapter of the Professional Hockey Writers' Association (PHWA) as the Ducks' nominee for the 2023-24 Bill Masterton Memorial Trophy. The award is presented annually to the NHL player who best exemplifies the qualities of perseverance, sportsmanship and dedication to hockey.

CAREER

- In his fifth NHL season and second with Anaheim during 2022-23, tallied two assists in 23 games.
- Split his fourth professional season in 2021-22 with Anaheim and Boston. Scored six points (0-6=6) with 10 PIM in 29 games.
- Established a career-high TOI/game (19:19) during 2021-22.
- Recorded his first point (assist) as a Duck, Mar. 31, 2022 vs. DAL after making his Anaheim debut, Mar. 29 vs. DAL.
- Earned assists in each of his first three games with Boston, Jan. 8-12, 2022 (0-3=3), marking career-highs for points/assists in consecutive games.
- Made his NHL debut, Oct. 20, 2018 w/ BOS @ VAN. Recorded his first two NHL points, earning assists in back-to-back games, Feb. 21, 2021 w/ BOS vs. PHI and Feb. 25, 2021 w/ BOS @ NYI.
- Set AHL career-highs in points (5-9=14), goals, plus/minus (+18) and appearances (54) in 2019-20, while posting a personal-best 10 assists in 2018-19.
- Signed by Anaheim to a one-year contract extension, July 1, 2024.

INTERNATIONAL

- Skated in 111 career Finnish Liiga games with SaiPa, JYP and Blues, tallying 8-16=24 points with a +7 rating and 46 PIM. Earned three assists in 14 Liiga Playoff games in 2016-17 with JYP, helping JYP to Game 7 of the Semifinals.
- Represented Finland at three consecutive World Junior Championships including 2017, 2018 and 2019, winning gold in 2019. Also helped Finland to medals at the 2016 World U-18 Championship (gold) and 2017 World U-18 Championship (silver).

PERSONAL

- Nickname: Vaaks
- Teemu Selanne is his favorite Anaheim Duck, "for obvious reasons."
- Is an avid soccer fan and Barcelona supporter.
- Attended the 2010 Winter Olympics in Vancouver as a fan.
- Goal song: Meridian by Dave

BORN

January 1, 1999 (25); Joensuu, Finland

ACQUIRED

From Boston with John Moore, 2022 first-round, 2023 second-round and 2024 second-round selections in the NHL Draft for Hampus Lindholm and Kodie Curran, Mar. 19, 2022

DRAFTED

By Boston in the first round (18th overall) of the 2017 NHL Draft

CONTRACT

Signed through the 2024-25 NHL season

5

REGULAR SEASON										PLAYOFFS				
Season	Team	League	GP	G	A	Pts.	PIM	+/-		GP	G	A	Pts.	PIM
2014-15	Blues Jr.	Finland Jr.	30	4	8	12	34	+20		-	-	-	-	-
2015-16	Blues	Finland	25	1	5	6	8	-8		-	-	-	-	-
2016-17	Blues Jr.	Finland Jr.	18	2	11	13	8	+10		2	0	0	0	2
	JYP	Finland	41	2	4	6	12	+5		14	0	3	3	2
	JYP	Finland-2	3	0	1	1	29	-2		-	-	-	-	-
	JYP Jr.	Finland Jr.	1	0	0	0	0	-1		-	-	-	-	-
2017-18	SaiPa	Finland	43	4	7	11	24	+8		9	0	1	1	0
2018-19	Providence	AHL	30	4	10	14	10	+2		4	0	0	0	2
	BOSTON	NHL	2	0	0	0	0	-1		-	-	-	-	-
2019-20	Providence	AHL	54	5	9	14	18	+18		-	-	-	-	-
	BOSTON	NHL	5	0	0	0	0	+2		-	-	-	-	-
2020-21	SaiPa	Finland	2	1	0	1	2	+2		-	-	-	-	-
	Providence	AHL	11	1	2	3	6	+1		-	-	-	-	-
	BOSTON	NHL	9	0	2	2	2	-3		-	-	-	-	-
	Providence	AHL	23	1	7	8	20	+6		-	-	-	-	-
2021-22	BOSTON	NHL	15	0	4	4	4	0		-	-	-	-	-
	ANAHEIM	NHL	14	0	2	2	6	-5		-	-	-	-	-
	ANAHEIM	NHL	24	0	2	2	0	-16		-	-	-	-	-
2022-23	ANAHEIM	NHL	24	0	2	2	0	-16		-	-	-	-	-
2023-24	ANAHEIM	NHL	68	1	13	14	26	0		-	-	-	-	-
NHL Totals			136	1	23	24	38	-23		-	-	-	-	-
Anaheim Totals			92	1	15	16	26	-16		-	-	-	-	-
Finland Totals			111	8	16	24	46	+7		23	0	4	4	2

CAREER

FIRSTS

Game: Oct. 20, 2018 w/ BOS @ VAN

Goal: Jan. 25, 2024 vs. @ DAL

Assist: Feb. 21, 2021 vs. PHI

HAT TRICKS

None

MULTI-POINT GAMES

1

(0 multi-goal, 1 multi-assist)

OT GOALS

None

GAME HIGHS

GOALS

1

Jan. 25, 2024 @ DAL (1-0=1)

ASSISTS

2

Nov. 14, 2023 @ NSH (0-2=2)

POINTS

3

Nov. 14, 2023 @ NSH (0-2=2)

SOG

3

four times (last: Apr. 3, 2022 vs. EDM)

STREAKS

GOALS

None

ASSISTS

Three games

Jan. 8-12, 2022 w/ BOS (0-3=3)


POINTS

Three games

Jan. 8-12, 2022 w/ BOS (0-3=3)

PENALTY SHOTS

None



FRANK VATRANO

FRANK vuh-TRAH-noh

POS
RW

HT
5-11

WT
203

SHOOTS
LEFT

2023-24

- In his ninth NHL season and second with Anaheim, set career-highs in points (37-23=60), goals, PPG (13), GWG (7) and shots (272). Was the only Ducks to appear in all 82 games.
- Led Anaheim in points, goals, PPG, GWG, shots and PPP (13-7=20).
- Surpassed his career high of 24 goals in 2018-19 w/ FLA and his 41 points in 2022-23 w/ ANA (22-19=41).
- His 13 PPG were the most by a Ducks skater in 13 seasons (14, Corey Perry in 2011-12).
- Became the 11th player in Ducks history to reach 30 goals in a season, the first of his career.
- Tied the Anaheim club record for most hat tricks in a season (3: Oct. 15 vs. CAR, Oct. 28 @ PHI, Apr. 18 @ VGK), while also becoming the lone skater in Ducks history to score a hat trick in the season finale. He tied Teemu Selanne (3) and Corey Perry (2010-11 and 2014-15), with two of his milestones including an even-strength goal, power-play goal and shorthanded goal.
- He is one of five players in NHL history (first in 28 years) to score two hat tricks in a single-season with goals at even-strength, on the power-play and shorthanded, joining Mario Lemieux (twice, 1988-89 and 1995-96), Petri Skriko (1986-87), Bernie Nichols (1983-94) and Phil Esposito (1972-73). Vatrano's seven multi-goal games are tied for the most by a Ducks player in a season since 2014-15 (Corey Perry, 7).
- Scored his 50th goal as a Duck (141 GP) becoming the fifth fastest player in club history to reach the mark.
- Represented Anaheim at the 2024 NHL All-Star Weekend in Toronto, his first appearance. Scored two goals in the All-Star Game.

CAREER

- Recorded his 200th career NHL point (assist), Feb. 27, 2023 vs. CHI.
- Scored his first goal as a Duck in his Anaheim debut, Oct. 12, 2022 vs. SEA.
- Helped the Rangers to an appearance in the 2022 Eastern Conference Final, scoring 5-8=13 points in 20 Stanley Cup Playoff games, ranked tied for fourth in assists and tied for fifth in goals among Rangers postseason leaders.
- Scored two goals in 18 seconds, Mar. 27, 2022 vs. BUF, marking the fastest two goals by a Ranger since Jaromir Jagr in 2005 (15 seconds).
- In 2020-21, led Florida with seven game-winning goals, three OT goals and 10 third-period goals. Appeared in all 56 contests, ranking second among team leaders in shots (158) and even-strength goals (16), third in goals (18), fifth among club forwards in hits (69) and takeaways (23) and sixth in blocked shots (21).
- Acquired by the Rangers for a 2022 fourth-round selection in the NHL Draft, Mar. 16, 2022, recorded 8-5=13 points in 22 games with the Rangers and 10-9=19 points in 49 games with the Panthers.
- Scored a goal in his NHL debut, Nov. 7, 2015 w/ BOS @ MTL (Mike Condon) and in his Stanley Cup Playoff debut, Apr. 12, 2017 w/ BOS @ OTT (Craig Anderson).
- Appeared in 43 career AHL games with Providence, leading the league in goals (36) in 2015-16. Was named to the First All-Star Team and the All-Rookie Team after recording 36-19=55 points in 36 games.
- Spent two seasons at the University of Massachusetts-Amherst (2013-15), scoring 18-10=28 points in 37 NCAA contests and led the Minutemen with 18 goals in 2014-15 (18-10=28).
- Signed a three-year contract through 2024-25, July 13, 2022.

INTERNATIONAL

- Has represented Team USA at two World Championships (2016 and 2019).
- Earned a gold medal at the 2012 U-18 World Championship (gold) and silver at the 2011 U-17 World Hockey Challenge.

BORN

March 14, 1994 (30); East Longmeadow, Massachusetts

ACQUIRED

Signed as a free agent, July 13, 2022

DRAFTED

Not drafted

CONTRACT

Signed through the 2024-25 NHL season

77

PERSONAL

- Nickname: Tank
- Has three brothers, Sammy, Greg and Mike. Sammy (Babson College) and Greg (American International College) both played hockey.
- Goal song: Stroke Me by Billy Squier

REGULAR SEASON													PLAYOFFS				
Season	Team	League	GP	G	A	Pts.	PIM	+/-	GP	G	A	Pts.	PIM				
2010-11	USNTDP	U-17	34	11	4	15	22	+2	2	1	0	1	0				
2011-12	USNTDP	U-18	60	16	19	35	24	-	-	-	-	-	-				
2012-13	USNTDP	U-18	5	0	4	4	21	-	-	-	-	-	-				
2013-14	UMass	H-East	1	0	0	0	0	0	-	-	-	-	-				
2014-15	UMass	H-East	36	18	10	28	28	-15	-	-	-	-	-				
2015-16	Providence	AHL	36	36	19	55	22	+21	3	1	0	1	2				
	BOSTON	NHL	39	8	3	11	14	-3	-	-	-	-	-				
2016-17	BOSTON	NHL	44	10	8	18	14	-3	6	1	0	1	4				
	Providence	AHL	2	2	0	2	4	+2	-	-	-	-	-				
2017-18	BOSTON	NHL	25	2	0	2	22	-3	-	-	-	-	-				
	FLORIDA	NHL	16	5	3	8	12	+6	-	-	-	-	-				
2018-19	FLORIDA	NHL	81	24	15	39	38	-10	-	-	-	-	-				
2019-20	FLORIDA	NHL	69	16	18	34	30	-8	2	0	0	0	2				
2020-21	FLORIDA	NHL	56	18	8	26	26	+8	6	1	1	2	4				
2021-22	FLORIDA	NHL	49	10	9	19	16	-2	-	-	-	-	-				
	NY RANGERS	NHL	22	8	5	13	6	+6	20	5	8	13	13				
2022-23	ANAHEIM	NHL	81	22	19	41	66	-29	-	-	-	-	-				
2023-24	ANAHEIM	NHL	82	37	23	60	85	-20	-	-	-	-	-				
NHL Totals			584	160	111	271	329	-58	34	7	9	16	23				
Anaheim Totals			163	59	42	101	151	-49	-	-	-	-	-				

CAREER

FIRSTS

Game: Nov. 7, 2015 w/ BOS @ MTL

Goal: Nov. 7, 2015 w/ BOS @ MTL (Jonas Gustavsson)

Assist: Nov. 25, 2015 w/ BOS @ DET

HAT TRICKS

6
(last: Apr. 18, 2024 @ VGK)

MULTI-POINT GAMES

46
(18 multiple-goal, 11 multiple-assist)

OT GOALS

8
(last: Jan. 31, 2024 vs. SJS)

GAME HIGHS

GOALS

3
six times (last: Apr. 18, 2024 @ VGK)

ASSISTS

3
Jan. 21, 2019 w/ FLA vs. SJS

POINTS

4
Jan. 21, 2019 w/ FLA vs. SJS
(1-3=4)

SOG

8
five times (last: Mar. 28, 2024 @ SEA)

STREAKS

GOALS

Three games
eight times (last: Apr. 7-12, 2024; 4-0=4)

ASSISTS


Three games
two times (last: Dec. 3-8, 2022)

POINTS

Five games
Jan. 12-21, 2020 (5-4=9)

PENALTY SHOTS

1-3
(last: Apr. 19, 2021 w/ FLA vs. CBJ; unsuccessful vs. Elvis Merzlikins)



TREVOR ZEGRAS

TREH-vuhr ZEE-grihs

POS
C

HT
6-0

WT
185

SHOOTS
LEFT

2023-24

- Appeared in his fourth NHL season with Anaheim, recording 6-9=15 points in 31 games.
- Finished the campaign on a season-high five-game point streak (2-4=6, +4) while also earning eight points in his last eight outings (2-6=8, +4).
- Skated in his 200th career NHL game (53-93=146), Jan. 9 @ NSH. The only other Ducks to record as many points through their first 200 career games are Paul Kariya (251), Ryan Getzlaf (161) and Bobby Ryan (154).
- Recorded his seventh career multi-goal game (2-0=2), Jan. 7 vs. DET. He opened the scoring at 19:40 of the first period, tied for the eighth fastest goal to start a game in Ducks history. In the previous 10 years, the only other Ducks players to score within the first 20 seconds of a game are Troy Terry (0:19 on Nov. 12, 2022) and Josh Manson (0:15 on Nov. 28, 2018).
- Scored his third career lacrosse-style goal, the most in NHL history, Dec. 23 vs. SEA. Is one of two players to score multiple lacrosse-style goals (also Carolina's Andrei Svechnikov) and has scored three of the eight such goals in NHL history (38%).
- Recorded a season-high eight shots, Oct. 21 @ ARI.
- Missed 51 games due to injury, including a 31-game absence due to a broken ankle suffered Jan. 9 @ NSH and 20 games in November and December.

CAREER

- Enters the 2024-25 season tied for third among all NHL skaters with 10 shootout goals since the start of 2021-22 (10-16, 62.5%). Leads all NHL skaters in shootout percentage with 10 or more attempts since 2021-22.
- In 2022-23, tallied a career-high 23-42=65 points with 88 PIM in 81 games. Set career-highs in assists and games played and matched his personal best in goals. Led Anaheim in points, assists and PPP (4-13=17), co-led in goals and ranked second in multi-point games (15).
- Was the third-youngest NHL player (22 years) to lead his team in points and goals in 2022-23, trailing Jack Hughes, NJD (21) and Tim Stutzle, OTT (21).
- Was the second player in Ducks history to reach 60-points multiple times before age 23 (Paul Kariya, 1995-96 & 1996-97), the first Ducks player to record multiple 20-goal seasons before age 22 and the first player in franchise history to record multiple 30-assist seasons age 21 or younger.
- Set Anaheim's all-time rookie scoring record in 2021-22 (23-38=61) to surpass Bobby Ryan's 31-26=57 points in 2008-09. His 38 assists are the most by a Ducks rookie (Cam Fowler, 30 in 2010-11) while he also became Anaheim's all-time rookie scorer with 26-48=74 career points.
- Recorded his 100 and 101st career points (36-65=101, 136 GP), the third fastest player (second youngest) to debut with Anaheim to record 100 points behind Paul Kariya (98 GP) and Bobby Ryan (126 GP).
- In 2021-22, led all NHL rookies in points per game (.81, min. 40 points), PPG (9), ranked second in points, tied for second in goals and third in assists. Also led all NHL skaters with six shootout goals. At 21 years and 41 days, became the youngest player in Ducks history to lead the club in assists. Also was the third Ducks rookie to score 20 goals in a season (Bobby Ryan, 31 in 2008-09 and Dustin Penner, 29 in 2006-07).
- In his rookie season in 2020-21, led Ducks rookies in scoring (3-10=13) and assists and co-led in goals in 24 games.
- Had 11-25=36 points with a +8 rating in 33 games as a freshman at Boston University in 2019-20, ranking second on the Terriers in assists and third in points and plus/minus. Also ranked tied for second among NCAA freshmen in assists and tied for third in points and points per game (1.09). Was named to the 2019-20 Hockey East All-Rookie Team, named a Hockey East Third Team All-Star and was a finalist for Hockey East Rookie of the Year.
- Recorded 46-100=146 points in 116 career games with the USNTDP U-17 and U-18 teams. Finished fourth in NTDP history in career assists and sixth for assists in a single-season (61 in 2018-19). Is one of four players in program history to record 100 assists and had 26-61=87 points in 60 games with the NTDP club in 2018-19). Ranked second among team leaders in assists, behind only Jack Hughes (78).
- Signed a three-year contract extension through 2025-26, Oct. 2, 2023

INTERNATIONAL

- Has represented Sweden at numerous international tournaments, including the 2023 Represented the U.S. at the 2024 World Championship, recording 1-1=2 points in eight games.
- Has represented the U.S. at several international tournaments, including two World Junior Championships (2020 and 2021), the 2019 U-18 World Championship (winning bronze) and a 2017 U-17 World Hockey Challenge (gold).

BORN

March 20, 2001 (23); Bedford, New York

DRAFTED

By Anaheim in the first round (ninth overall) of the 2019 NHL Draft

CONTRACT

Signed through the 2025-26 NHL season

11

- Led Team USA to gold at the 2021 World Junior Championship, scoring 7-11=18 points in seven tournament games. Was named the tournament MVP, the fifth American and second Ducks prospect to earn the award (John Gibson, 2013).
- Tied the all-time Team USA WJC record for both points and assists (7-20=27), matching both marks held by Jordan Schroeder, who did so over three tournaments and 19 games (Zegras completed his second tournament, 12 career games). Finished his WJC career with the second-highest points-per-game total in U.S. history with 2.25 points per game (Doug Weight, 2.71 per game) and second in all-time assists with 1.67 per game (Weight, 2.0 per game).
- Became only the second player since 2004 to record nine primary assists in a single WJC (2020). His nine assists (0-9=9) led the 2020 tournament and also ranked tied for the fourth-most by a U.S. player in a single WJC. Became only the third U.S. player to have four primary assists in a WJC game since 2005 (Phil Kessel, Dec. 26, 2005 vs. Norway and Jason Robertson, Dec. 28, 2018 vs. Kazakhstan), Dec. 27, 2019 vs. Germany.

PERSONAL

- Nickname: Z
- His go-to karaoke song is Wildest Dreams by Taylor Swift.
- Was the Cover Athlete (with Canadian, Sarah Nurse) for EA SPORTS NHL 23, the first Anaheim Duck player to feature on the cover of the video game.
- Goal song: Soul Bossa Nova by Quincy Jones

REGULAR SEASON										PLAYOFFS				
Season	Team	League	GP	G	A	Pts.	PIM	+/-		GP	G	A	Pts.	PIM
2017-18	USNTDP	U-17	56	20	39	59	42	-		-	-	-	-	-
2018-19	USNTDP	U-18	60	26	61	87	94	-		-	-	-	-	-
2019-20	Boston University	Hockey East	33	11	25	36	43	+8		-	-	-	-	-
2020-21	San Diego	AHL	17	10	11	21	12	+7		3	1	2	3	0
	ANAHEIM	NHL	24	3	10	13	12	+6		-	-	-	-	-
2021-22	ANAHEIM	NHL	75	23	38	61	50	-21		-	-	-	-	-
2022-23	ANAHEIM	NHL	81	23	42	65	88	-24		-	-	-	-	-
2023-24	ANAHEIM	NHL	31	6	9	15	30	-1		-	-	-	-	-
NHL Totals			211	56	99	154	180	-40		-	-	-	-	-

CAREER

FIRSTS

Game: Feb. 22, 2021 @ ARI
Goal: March 18, 2021 vs. ARI
(Adin Hill)
Assist: March 3, 2021 vs. STL

HAT TRICKS

None

MULTI-POINT GAMES

38
(9 multiple-goal,
16 multiple-assist)

OT GOALS

3
Jan. 28, 2023 vs. ARI (2-1 win)

GAME HIGHS

GOALS

2
seven times (last: Jan. 7,
2024 vs. DET)

ASSISTS

3
three times (last: Nov. 27,
2022 vs. SEA (0-3=3))

POINTS

3
four times (last: Jan. 21,
2023 @ BUF; 2-1=3)

SOG

8
two times (last: 8, Oct. 21, 2023 @ ARI)

STREAKS

GOALS

Two games
six times (last: Jan. 19-21,
2023; 3-2=5)

ASSISTS


Five games
Jan. 16-24, 2023 (5-5=9)

POINTS

Six games
Jan. 13-24, 2023 (5-5=10)

PENALTY SHOTS

None



OLEN ZELLWEGER

OH-lehn ZEHl-weh-guhr

POS
D

HT
5-10

WT
187

SHOOTS
LEFT

2023-24

- In his first NHL season, recorded 2-7=9 points in 26 games.
- Recorded his first career point (assist) in his NHL debut, Jan. 23 vs. BUF. Became the fifth Ducks defenseman to record a point in their NHL debut, joining: Jamie Drysdale (1-1=2 on March 18, 2021), Andy Welinski (0-1=1 on Dec. 11, 2017), Alex Grant (1-0=1 on Nov. 30, 2013) and Darren Van Impe (0-1=1 on May 3, 1995).
- Scored his first career NHL goal Mar. 31 @ VAN (Arturs Silovs).
- Recorded three assists for his first career multi-point game (0-3=3), Apr. 2 @ CGY, becoming the seventh Ducks rookie defenseman to record three assists in a game (10th skater to post three points).
- Skated in a career-high 24:46 TOI, Apr. 9 vs. LAK.
- Was recalled from San Diego (AHL) March 1, recording 12-25=37 points in 44 AHL games with the Gulls. At the time of his recall, led all AHL rookie defensemen in points, goals, PPG (6) and co-led in assists. Also ranked tied for third among all AHL rookie leaders in points.
- Was named the AHL Rookie of the Month for February after posting 4-8=12 points in 10 games for San Diego during February.
- Represented San Diego at the 2024 AHL All-Star Classic, co-leading the event with three assists (0-3=3).

CAREER

- Was named the Canadian Hockey League Defenseman of the Year in 2022-23, the top defenseman among players in the OHL, QMJHL and WHL. Was also named the WHL Defenseman of the Year (Bill Hunter Memorial Trophy) for the second straight year in 2022-23, the fifth player in WHL history to repeat (first since Ty Smith in 2018-19 and 2019-20). Was also named to the WHL B.C. Division First All-Star Team.
- With Everett and Kamloops in 2022-23, led all CHL defensemen in points (46-112=158), goals and assists, his second straight season leading all junior defensemen in scoring (also 14-64=78 in 2021-22). Led WHL defensemen in points per game (1.45), goals (32) and GWG (6), was second in points (32-48=80) and ninth in assists in 2021-22. His 1.45 PPG is the highest mark by a WHL defenseman since the 1993-94 season (Darren Van Impe, 1.45).
- His 32 goals were the most by a WHL defenseman since 2011-12 (Brad Ross, 42), while he recorded the two highest point per game seasons by a WHL blueliner since 1992-93 (1.45 points in 2022-23 and 1.42 in 2021-22). He is the only WHL defenseman since 2000-01 with consecutive 75-point seasons after scoring 78 points in 2021-22. Since the start of 2021-22, Zellweger led all CHL defensemen in points (46-112=158), goals and assists.
- Led all CHL defensemen in playoff scoring (11-18=29) in 14 games with Kamloops despite being eliminated in the semifinals. Was one of two defensemen to score 29 or more points in a WHL postseason since 1999 (also Derrick Pouliot in 2013-14). Ranked second among all WHL postseason leaders in points (11-18=29) and shots (92), third in goals, power-play assists (9) and plus/minus (+18) and tied for fourth in assists. Was named WHL Player of the Week for the week ending April 23, recording 3-6=9 points in two playoff games, including a seven-point performance (3-4=7) April 20, 2023, tying the WHL playoff record for single-game points by a defenseman (also Darryl Sydor in 1991).
- In 2021-22 with Everett, led all CHL defensemen in points (14-64=78), points per game (1.42) and assists in 55 games. At the time, had the highest points per game among 18-year-old WHL defensemen over the last 32 seasons, the most since Scott Niedermayer recorded 1.44 points per game in 1990-91 (26-56=82 in 57 games), surpassing that mark in 2022-23.
- Set single-seasons career highs in scoring and recorded the most points by an Everett defenseman in franchise history. Was named the WHL's U.S. Division Player of the Year by the league's general managers and was a finalist for WHL Player of the Year and CHL Defenseman of the Year.
- Also ranked second among all WHL skaters in assists and was ninth in points per game. Among WHL defensemen, led in points and assists while ranking third in plus/minus.
- Signed a three-year entry-level contract, Aug. 13, 2021.

INTERNATIONAL

- Represented Canada at the 2024 World Championship, co-leading team defensemen with five assists and recorded a +3 rating through 10 games.
- Helped Canada to back-to-back gold medals at the 2022 and 2023 World Junior Championships and also won gold at the 2021 U-18 World Championship. Appeared at the 2019 U-17 World Hockey Challenge.
- At the 2022 WJC, became the highest scoring 18-or-younger defenseman with 2-9=11 points. He

BORN

September 10, 2003 (20); Fort Saskatchewan, Alberta

DRAFTED

By Anaheim in the second round (34th overall) of the 2021 NHL Draft

CONTRACT

Signed through the 2025-26 NHL season

51

led the tournament in plus/minus (+14), co-led in assists and led all tournament defensemen in points, assists and plus/minus. His 11 points ranked tied for third among Canada's all-time defensemen in a single WJC, trailing only Alex Pietrangelo (3-9=12 in 2010) and Bryan McCabe (3-9=12 in 1995). Is one of six Canadian defensemen in a single WJC to record double-digit points, while his 11 points ranked tied for fourth among all-time single-tournament defensemen, trailing only Canadians, Alex Pietrangelo (12 in 2010) and Brian McCabe (12 in 1995), and Sweden's Peter Andersson (14 in 1985).

- At the 2021 U-18 tournament, co-led all defensemen with 1-7=8 points and a +8 rating in seven games.

PERSONAL

- Nickname: Zelly
- Was roommates at the same billet with 2024 Ducks draft pick Tarin Smith (third round, 79th overall) in Everett in 2022-23.
- Goal song: Topsy by Shaboozey

			REGULAR SEASON							PLAYOFFS					
Season	Team	League	GP	G	A	Pts.	PIM	+/-		GP	G	A	Pts.	PIM	
2018-19	Everett	WHL	1	0	0	0	0	0		-	-	-	-	-	
2019-20	Everett	WHL	58	2	10	12	8	+20		-	-	-	-	-	
2020-21	Everett	WHL	11	2	11	13	2	+5		-	-	-	-	-	
2021-22	Everett	WHL	55	14	64	78	23	+45		6	2	7	9	4	
2022-23	San Diego	AHL	-	-	-	-	-	-		1	0	1	1	0	
	Everett	WHL	23	10	18	28	12	-5		-	-	-	-	-	
	Kamloops	WHL	32	22	30	52	28	+35		14	11	18	29	10	
2023-24	ANAHEIM	NHL	26	2	7	9	4	-6		-	-	-	-	-	
	San Diego	AHL	24	8	17	25	14	0		-	-	-	-	-	
NHL Totals			26	2	7	9	4	-6		-	-	-	-	-	
AHL Totals			34	8	17	25	14	0		1	0	1	1	0	
WHL Totals			180	50	133	183	73	+100		20	13	25	38	14	

CAREER

FIRSTS

Game: Jan. 23, 2024 vs. BUF

Goal: March 31, 2024 @ VAN (Arturs Silovs)

Assist: Jan. 23, 2024 vs. BUF

HAT TRICKS

None

MULTI-POINT GAMES

1
(1 multi-assist)

OT GOALS

None

GAME HIGHS

GOALS

1
two times (last: April 12 vs. CGY)

ASSISTS

3
Apr. 2 @ CGY

POINTS

3
Apr. 2 @ CGY (0-3=3)

SOG

4
two times (last: April 7 vs. STL)

STREAKS

GOALS

None

ASSISTS


None

POINTS

Two games
two times (last: Apr. 12-13; 1-1=2)

PENALTY SHOTS

None



VYACHESLAV BUTEYETS32

GOALTENDER | 6-4 | 210 LBS | CATCHES: Left
Born: May 29, 2002 (22); Moscow, Russia
Drafted: By Anaheim in the sixth round (178th overall) of the 2022 NHL Draft

- Posted a 16-18-0 record with a 2.57 GAA, .913 SV% and one shutout in 35 games in 2023-24 with Chelmet Chelyabinsk of the VHL, Russia’s second division.
- Made his KHL debut for Traktor Chelyabinsk, stopping 16-of-19 shots Jan. 12, 2024 vs Dynamo Moscow.
- In 2022-23, posted a 18-12-4 record with a 2.11 GAA, .933 SV% and three shutouts in 35 games with Chelyabinsk (VHL). Led all VHL goaltenders 21-and-younger in wins, shutouts and appearances, and ranked second in GAA and third in SV%. Among all VHL goaltenders, ranked in the top-10 in wins (sixth), SV% (seventh) and shutouts (10th). Also appeared in four playoff games. Was loaned to Sochi of the KHL but did not make an appearance.
- In 2021-22, went 6-2-2 record with a 2.49 GAA and .918 SV% in 11 games with Chelmet Chelyabinsk (VHL). Also went 7-7-1 with a 3.03 GAA and a .890 SV% with Belye Medvedi Chelyabinsk of the MHL, Russia’s top junior league.
- Has earned a 40-32-6 record with a 2.36 GAA and .923 SV% in 81 career VHL games with Chelmet Chelyabinsk. Also went 9-10-1 record with a 2.86 GAA and a .898 SV% in 27 career MHL games with Belye Medvedi Chelyabinsk and Chaika Nizhny Novgorod from 2019-22.
- Signed a two-year entry-level contract, May 1, 2024.

REGULAR SEASON										PLAYOFFS					
Season	Team	League	GP	MIN	GA	SO	GAA	W-L-T	SV%	GP	MIN	GA	SO	GAA	W-L
2019-20	Chelyabinsk Jr.	Russia Jr.	2	13	1	0	4.45	0-0-0	.833	-	-	-	-	-	-
2020-21	Chelyabinsk Jr.	Russia Jr.	4	167	7	0	2.52	1-2-0	.931	-	-	-	-	-	-
	Nizhny Novogorod	Russia Jr.	4	142	5	0	2.11	1-1-0	.902	-	-	-	-	-	-
2021-22	Chelyabinsk Jr.	Russia Jr.	17	852	43	0	3.03	7-7-1	.890	-	-	-	-	-	-
	Chelyabinsk	Russia-2	11	627	26	0	2.49	6-2-2	.918	-	-	-	-	-	-
2022-23	Chelyabinsk	Russia-2	35	2016	71	3	2.11	18-12-4	.933	4	211	12	0	.897	0-3-0
2023-24	Chelyabinsk	Russia-2	35	2050	88	1	2.57	16-18-0	.913	-	-	-	-	-	-
	Traktor	KHL	1	24	3	0	7.24	0-1-0	.842	-	-	-	-	-	-
KHL Totals			1	24	3	0	7.24	0-1-0	.842	-	-	-	-	-	-
Russia 2 Totals			81	4694	185	4	2.36	40-32-6	.923	4	211	12	0	.897	0-3-0



JUDD CAULFIELD

75

RIGHT WING | 6-3 | 220 LBS | SHOOTS: Right

Born: March 19, 2001 (22); Grand Forks, North Dakota

Acquired: From Pittsburgh for Thimo Nickl, March 31, 2023

Drafted: By Pittsburgh in the fifth round (145th overall) of the 2019 NHL Draft

- In his first full season with San Diego, recorded 10-16-26 points with a +1 rating in 61 games. Ranked third among Gulls rookies in points and assists, and fourth in goals.
- In his senior season at the University of North Dakota (NCHC) in 2022-23, tallied 10-9=19 points with a +8 rating in 39 games, matching his career-high in assists. Made his professional debut with San Diego (AHL), appearing in five games after completing his NCAA career. Made his AHL debut April 5, 2023 vs. San Jose.
- Helped Team USA earn gold at the 2018 U-17 World Hockey Championship, (2-1=3 points in six games) and earned a bronze medal at the 2019 U-18 World Junior Championship.
- Signed a two-year entry-level contract through the 2025-26 season, April 2, 2023.

			REGULAR SEASON						PLAYOFFS				
Season	Team	League	GP	G	A	Pts.	PIM	+/-	GP	G	A	Pts.	PIM
2019-20	North Dakota	NCAA	29	4	8	12	7	+13	-	-	-	-	-
2020-21	North Dakota	NCAA	26	4	7	11	2	+11	-	-	-	-	-
2021-22	North Dakota	NCAA	39	11	9	20	10	+7	-	-	-	-	-
2022-23	North Dakota	NCAA	39	10	9	19	12	+8	-	-	-	-	-
2023-24	San Diego	AHL	5	0	0	0	4	-3	-	-	-	-	-
	San Diego	AHL	61	10	16	26	20	1	-	-	-	-	-
AHL Totals			66	10	16	26	24	-2	-	-	-	-	-
NCAA Totals			133	29	33	62	31	+39	-	-	-	-	-



CALLE CLANG

31

GOALTENDER | 6-2 | 195 LBS | CATCHES: Left

Born: May 20, 2002 (22); Olofstrom, Sweden

Acquired: From Pittsburgh with Zach Aston-Reese, Dominik Simon and a 2022 second-round selection for Rickard Rakell, Mar. 21, 2022

Drafted: By Pittsburgh in the third round (77th overall) of the 2020 NHL Draft

- In his second season with San Diego in 2023-24, posted a 10-16-4 with a 3.21 GAA and .897 SV% in 32 games. Recorded an AHL career-high with 41 saves, March 13 vs. Ontario.
- Appeared in two games with the Tulsa (ECHL) in 2023-24, earning one shutout after making 32 saves Jan. 6 vs. Rapid City.
- In five games with San Diego (AHL) in 2022-23, went 1-3-0 with a 2.65 GAA and .904 SV%. Earned a win in his first start with San Diego Apr. 2, 2023 at Iowa after making his AHL debut, April 1, 2023 at Iowa (stopped both shots faced in relief).
- Went 12-10-0 with a 2.69 GAA, .901 SV% and one shutout in 25 games in his second season with Rogle (SHL) in 2022-23.
- Went 10-5-0 with one shutout, a 2.28 GAA and .915 SV% in 17 games with Rogle of the SHL as a rookie in 2021-22. Also helped Rogle win the Champions Hockey League, posting a 5-1-0 record in the competition.
- Made his SHL Playoff debut in 2022, winning each of his first two contests in Games 6 and 7 of the SHL Quarterfinals, helping Rogle advance to the SHL Playoff Semifinals. Completed the postseason with a 2-1-0 record, 2.02 GAA and .912 SV% in his three contests.
- Was named the HockeyAllsvenskan (Sweden's second division) Best Junior in 2020-21, appearing in 32 games (13-19-0) while posting a 2.46 GAA and .919 SV%.
- Helped Sweden earn silver at the 2022 World Junior Championship, posting a 2-0 record with a tournament-leading 1.00 GAA and .944 SV% and one shutout. Also earned medals at the 2019 World U-18 Championship (gold) and 2019 World U-17 Hockey Challenge (bronze).
- Signed a three-year entry-level contract with Anaheim, May 5, 2022.

REGULAR SEASON											PLAYOFFS					
Season	Team	League	GP	MIN	GA	SO	GAA	W-L-T	SV%	GP	MIN	GA	SO	GAA	W-L	
2018-19	Rogle Jr.	Sweden Jr.	24	1337	63	3	2.83	12-11-0	.907	2	119	9	0	4.58	2-1	
2019-20	Rogle Jr.	Sweden Jr.	34	2043	90	2	2.64	17-17-0	.913	-	-	-	-	-	-	
2020-21	Kristianstad	Sweden-2	32	1925	79	0	2.46	13-19-0	.919	5	364	9	0	1.49	3-2	
	Rogle	SHL	1	1	0	0	0.00	0-0-0	1.000	-	-	-	-	-	-	
2021-22	Rogle	SHL	17	949	36	1	2.28	10-5-0	.915	3	179	6	0	2.02	2-1	
2022-23	Rogle	SHL	25	1382	62	1	2.69	12-10-0	.901	-	-	-	-	-	-	
	San Diego	AHL	5	249	11	0	2.65	1-3-0	.904	-	-	-	-	-	-	
2023-24	San Diego	AHL	32	1829	98	0	3.21	10-16-4	.855	-	-	-	-	-	-	
	Tulsa	ECHL	2	117	4	1	2.05	1-1-0	.931	-	-	-	-	-	-	
AHL Totals			37	2079	109	0	3.15	11-19-4	.898	-	-	-	-	-	-	
Sweden Totals			43	2332	153	2	2.52	22-15-0	.906	3	179	6	0	2.02	2-1	
Sweden-2 Totals			32	1925	79	0	2.46	13-19-0	.919	5	364	9	0	1.49	3-2	



DAMIAN CLARA

68


GOALTENDER | 6-6 | 214 LBS | CATCHES: Left

Born: January 13, 2005 (19); Brunico, Italy

Drafted: By Anaheim in the second round (60th overall) of the 2023 NHL Draft

- Was named the top junior player in the HockeyAllsvenskan in 2023-24 (Sweden's second division), the first non-Swedish player to earn the Guldgallet award (Golden Grid). Posted a 25-8-0 record with three shutouts, a 2.23 GAA and .913 SV% in 34 games with Brynas, ranking second among HockeyAllsvenskan goalies in wins and GAA. Is the youngest-ever goaltender to win 25 games in Sweden's second division, posting the fourth-most wins ever by a goalie 21-and-under.
- Won 10 of his 11 playoff appearances (10-1) in 2024, helping Brynas earn promotion to the Swedish Hockey League (SHL). Led all HockeyAllsvenskan goaltenders in postseason wins, GAA (1.68) and SV% (.931). At 19 years old, he became the youngest-ever goaltender to lead a team to promotion in the SHL while posting the best GAA in qualification history (minimum 10 games). Is one of four goalies in qualification history to win 10 games, with the other three all 27 and older.
- Went 17-17-0 with a 2.79 GAA and .903 SV% in 35 games with Farjestad Jr. of the J20 Nationell league in 2022-23 (Sweden's top junior league). Also appeared in two games with Karlskoga of HockeyAllsvenskan (Sweden's second division), going 1-1-0 with a 2.50 GAA and .936 SV%.
- Led EC Salzburg to an ICEYSL championship (Austria's junior league), posting a 6-1-0 record with a 2.29 GAA.
- Helped Italy to a bronze medal at the 2023 World Junior Championship Division I, Group B tournament, going 3-1-0 with a 1.25 GAA and .954 SV%. Was named the tournament's Best Goaltender and Top Player on the Team. Also helped Italy win gold at the 2022 WJC Division II tournament, earning the Best Goaltender award.
- Represented Italy in the Division I World Championships in 2021, 2023 and 2024.
- Became the youngest goaltender to ever appear at the World Championships in 2021, and the youngest player overall in more than 80 years.
- Became the first-ever player from Italy to be drafted by an NHL team.
- Signed a three-year entry-level contract with Anaheim June 3, 2024.

REGULAR SEASON											PLAYOFFS				
Season	Team	League	GP	MIN	GA	SO	GAA	W-L-T	SV%	GP	MIN	GA	SO	GAA	W-L
2020-21	EC Salzburg Jr.	ICEYSL	7	420	16	0	2.29	6-1-0	.890	2	120	5	0	2.50	2-0
2021-22	Red Bull Academy	Czechia Jr.	20	1083	66	1	3.65	5-13-0	.899	-	-	-	-	-	-
	Red Bull Jr.	Alps HL	1	60	3	0	3.00	1-1-0	.893	-	-	-	-	-	-
2022-23	Farjestad Jr.	Sweden Jr.	35	2065	96	0	2.79	17-17-0	.903	2	119	9	0	4.54	0-2
	Karlskoga	Sweden 2	2	120	5	0	2.50	1-1-0	.936	-	-	-	-	-	-
2023-24	Brynas	Sweden-2	34	1937	72	4	2.23	25-8-0	.913	11	680	19	0	1.68	10-1
Sweden 2 Totals			36	2057	77	4	2.25	26-9-0	.915	11	680	19	0	1.68	10-1



SAM COLANGELO

64

RIGHT WING | 6-2 | 211 LBS | SHOOTS: Right
Born: December 26, 2001 (22); Stoneham, Massachusetts
Drafted: By Anaheim in the second round (36th overall) of the 2020 NHL Draft

- Made his NHL debut with Anaheim in 2023-24, appearing in three games with the Ducks. Scored his first career NHL goal in his NHL debut, April 12 vs. CGY (Dustin Wolf), becoming the 16th player in Ducks history to score a goal in his debut.
- Appeared in Anaheim's final three games, scoring on goal with seven shots.
- Scored 1-3=4 points in four games with San Diego (AHL) on a professional tryout (PTO). In his professional debut with the Gulls, scored a goal and added an assist, April 3 vs. San Jose (1-1=2). Also recorded his first career multi-assist performance, April 10 @ Bakersfield (0-2=2).
- In his senior season and first with Western Michigan in 2023-24, led the NCAA in hat tricks and ranked tied for eighth among NCAA leaders in goals (24), setting new single-season career-highs in goals, points (24-19=43), assists and plus/minus (+19) in 38 appearances. Scored a hat trick March 16 to help the Broncos win Game 2 in the first round of NCHC Tournament. Led the Broncos in goals, ranked third in scoring and fourth in plus/minus. Has scored 45-52=97 points with a +20 rating in 110 career NCAA games in four seasons at Western Michigan (2023-24) and Northeastern (2020-23).
- In his junior season at Northeastern (Hockey East) in 2022-23, recorded 9-15=24 points in 35 games, tying a career-high in assists. Transferred to Western Michigan University for his senior season in 2023-24.
- In 2021-22 as a sophomore, recorded 12-15=27 points and a +8 rating in 29 games. Ranked ninth among Hockey East skaters in points per game (.93). As a freshman in 2020-21, recorded three assists (0-3=3) and two PIM in eight games with the Huskies.
- Led the USHL in points per game (1.32, min. 20 games) and plus/minus (+32) after scoring 28-30=58 points in 44 games with the Chicago Steel in 2019-20. Among USHL leaders, ranked tied for third in goals, points and shooting percentage (22.2, min. 20 games) and tied for 10th in assists.
- Split the 2018-19 season with Lawrence Academy (Massachusetts) and Chicago (USHL). Was named the Lawrence Academy MVP after leading the team in scoring (19-29=48), goals and assists in 28 games.
- Helped Team USA to a gold medal at the 2021 World Junior Championship, scoring one goal in seven tournament games. Also won bronze at the 2019 World Junior A Challenge and represented his country at the 2018 Hlinka Gretzky Memorial.
- Signed a two-year, entry-level contract through the 2024-25 NHL season, April 11, 2024.

REGULAR SEASON								PLAYOFFS					
Season	Team	League	GP	G	A	Pts.	PIM	+/–	GP	G	A	Pts.	PIM
2016-17	Lawrence Academy	USHS-MA	27	2	12	14	-	-	-	-	-	-	-
2017-18	Lawrence Academy	USHS-MA	29	13	29	42	-	-	-	-	-	-	-
2018-19	Lawrence Academy	USHS-MA	28	19	29	48	36	-	-	-	-	-	-
	Chicago Steel	USHL	11	3	0	3	4	-	2	0	0	0	4
2019-20	Chicago Steel	USHL	44	28	30	58	47	+32	-	-	-	-	-
2020-21	Northeastern	Hockey East	8	0	3	3	2	-3	-	-	-	-	-
2021-22	Northeastern	Hockey East	29	12	15	27	18	+8	-	-	-	-	-
2022-23	Northeastern	Hockey East	35	9	15	24	12	-4	-	-	-	-	-
2023-24	Western Michigan	NCAA	38	24	19	43	23	+19	-	-	-	-	-
	San Diego	AHL	4	1	3	4	0	0	-	-	-	-	-
	ANAHEIM	NHL	3	1	0	1	2	0	-	-	-	-	-
NHL Totals			3	1	0	1	2	0	-	-	-	-	-
AHL Totals			4	1	3	4	0	0	-	-	-	-	-
NCAA Totals			110	45	52	97	55	+20	-	-	-	-	-



OSCAR DANSK

30

GOALTENDER | 6-3 | 204 LBS | CATCHES: Left

Born: February 28, 1994; Stockholm, Sweden

Acquired: Signed as a free agent, Sept. 4, 2024

Drafted: By Columbus in the second round (31st overall) of the 2012 NHL Draft

- In his 10th professional season and second with Calgary (AHL) in 2023-24, posted an 11-12-3 record in 27 contests with the Wranglers.
- Combined for a 19-18-5 record with the Calgary Wranglers (AHL) the past two seasons. Was named the club's recipient of the AHL Man of the Year Award each of his two seasons for his outstanding contributions to the Calgary community.
- Has appeared in six career NHL games with Vegas (2017-21), posting a 4-1-0 record with a 3.10 goals-against average (GAA) and .906 save percentage (SV%).
- Posted a 90-52-28 record with seven shutouts, a 2.79 GAA and .904 SV% in 171 career American Hockey League (AHL) contests with Calgary, Henderson, Chicago and Springfield from 2014-24.
- Has appeared in 22 career Calder Cup Playoff contests, posting a 10-11 record with a 2.52 GAA and .909 SV%, helping the Chicago Wolves to an appearance in the 2019 Calder Cup Finals.
- Went 6-6-1 in 17 KHL games with Spartak Moscow in 2021-22.
- Spent two seasons in the Swedish Hockey League (SHL) from 2015-17 with Rogle, posting a 19-37-0 record with four shutouts.
- Helped Sweden to consecutive silver medals at the 2013 and 2014 World Junior Championships and was named the 2014 tournament's Best Goaltender after posting a 5-1-0 record. Also earned silver at the 2012 U-18 World Championship.

REGULAR SEASON											PLAYOFFS					
Season	Team	League	GP	MIN	GA	SO	GAA	W-L-T	SV%	GP	MIN	GA	SO	GAA	W-L	
2012-13	Erie	OHL	43	2393	164	0	4.11	11-23-6	.888	-	-	-	-	-	-	
2013-14	Erie	OHL	42	2405	96	0	2.39	29-9-1	.909	3	124	14	0	6.79	0-1	
2014-15	Springfield	AHL	21	1144	68	0	3.57	7-7-5	.880	-	-	-	-	-	-	
	Kalamazoo	ECHL	11	530	33	0	3.74	1-8-0	.889	-	-	-	-	-	-	
2015-16	Rogle BK	SHL	36	1946	87	2	2.68	13-21-0	.911	-	-	-	-	-	-	
2016-17	Rogle BK	SHL	24	1340	67	2	3.00	6-16-0	.903	-	-	-	-	-	-	
2017-18	VEGAS	NHL	4	169	5	1	1.78	3-0-0	.946	-	-	-	-	-	-	
	Chicago	AHL	20	1178	48	1	2.44	13-3-6	.918	2	117	6	0	3.08	0-2	
2018-19	Chicago	AHL	40	2320	95	2	2.46	27-9-6	.913	19	1186	49	0	2.48	10-9	
2019-20	VEGAS	NHL	1	60	6	0	6.00	0-1-0	.838	-	-	-	-	-	-	
	Chicago	AHL	35	2027	87	3	2.57	18-12-6	.908	-	-	-	-	-	-	
2020-21	VEGAS	NHL	1	61	4	0	3.91	1-0-0	.862	-	-	-	-	-	-	
	Henderson	AHL	11	602	30	1	2.99	6-3-0	.902	-	-	-	-	-	-	
2021-22	Spartak	KHL	17	971	43	0	2.66	6-6-1	.910	5	307	9	0	1.76	1-4	
2022-23	Calgary	AHL	17	959	44	0	2.75	8-6-2	.905	1	32	1	0	1.90	0-0	
2023-24	Calgary	AHL	27	1508	81	0	3.22	11-12-3	.897	-	-	-	-	-	-	
NHL Totals			6	290	15	1	3.10	4-1-0	.906	-	-	-	-	-	-	
AHL Totals			171	9741	453	7	2.79	90-52-28	.904	22	1334	56	0	2.52	10-11	
SHL Totals			60	3287	154	4	2.81	19-3-0	.908	-	-	-	-	-	-	
KHL Totals			17	971	43	0	2.66	6-6-1	.910	5	307	9	0	1.76	1-4	




RODWIN DIONICIO

76

DEFENSEMAN | 6-2 | 196 LBS | SHOOTS: Left
Born: March 30, 2004 (20); Newark, New Jersey
Drafted: By Anaheim in the fifth round (129th overall) of the 2023 NHL Draft

- Helped Windsor (OHL) to a Memorial Cup championship in 2024, and was named to the Memorial Cup All-Star Team after scoring 1-4=5 points with a +5 in five tournament games. Among Memorial Cup defensemen, he ranked tied for second in assists and tied for third in points.
- Combined for 25-48=73 points in 60 games in 2023-24 with the Windsor Spitfires and Saginaw Spirit of the OHL. Posted 20-33=53 points in 44 games following his acquisition by Saginaw.
- Ranked second in goals (25) and third in points (25-48=73) among OHL defensemen during the campaign. Became one of nine OHL defensemen in the last 10 years to reach 25 goals in a single season. Averaged over a point-per-game (1.22) split between Saginaw and Windsor while ranking fourth among Saginaw leaders in scoring and fifth in goals.
- Led OHL defensemen in scoring (5-12=17), goals and assists through the first three rounds of the 2024 OHL Playoffs.
- Paced Spirit defensemen in scoring, goals and assists, and led all Saginaw skaters in points and assists. Combined for 15-35=50 points in 50 games in 2022-23 with the Niagara IceDogs and Windsor Spitfires of the OHL. Posted 11-32=43 points in 33 games following his acquisition by Windsor, leading club blueliners in scoring, goals, assists and PPP (3-13=16). Also appeared in two OHL Playoff contests, scoring his first career playoff goal.
- Represented Switzerland at numerous international tournaments, including back-to-back World Junior Championships (2022 and 2023) and the 2021 U-18 World Championship. Scored one goal in five games in the 2023 WJC in addition to the shootout-winning goal in a 4-3 victory against Slovakia in the tournament.
- Was born in Newark, N.J. and raised in Switzerland, with his parents originally from the Dominican Republic.
- Signed a three-year, entry-level contract with Anaheim, May 17, 2024.

			REGULAR SEASON						PLAYOFFS					
Season	Team	League	GP	G	A	Pts.	PIM	+/-	GP	G	A	Pts.	PIM	
2020-21	Bern	Swiss Jr.	31	2	10	12	46	-	1	1	1	2	0	
2021-22	Niagara	OHL	57	6	25	31	45	-22	-	-	-	-	-	
2022-23	Niagara	OHL	17	4	3	7	25	-5	-	-	-	-	-	
	Windsor	OHL	33	11	32	43	51	+10	2	1	0	1	2	
2023-24	Windsor	OHL	16	5	15	20	8	-3	-	-	-	-	-	
	Saginaw	OHL	44	20	33	53	100	24	17	5	12	17	26	
OHL Totals			167	46	108	154	229	+4	19	6	12	18	28	



NATHAN GAUCHER

41


CENTER | 6-3 | 222 LBS | SHOOTS: Right

Born: November 6, 2003 (20); Longueuil, Quebec

Drafted: By Anaheim in the first round (22nd overall) of the 2022 NHL Draft

- In his first season with San Diego in 2023-24, recorded 10-15=25 points in 72 games. Was one of four AHL rookies to appear in all 72 games (one of three Gulls skaters).
- Helped the Quebec Remparts to Memorial Cup and QMJHL championships in 2022-23. Was named the QMJHL's Best Defensive Forward (Guy Carboneau Trophy), becoming the first player in league history to earn the Guy Carboneau Trophy and Mike Bossy Trophy (Best Professional Prospect, named in 2021-22) in consecutive seasons.
- Scored 22-24=46 points with a +35 rating in 44 regular-season games in 2022-23, setting single-season career highs in points per game (1.05) and plus/minus. Led Quebec in FOW% (59.4) and ranked third in FOW (443). Earned 7-9=16 points in 12 QMJHL Playoff games and added 2-1=3 points with a +4 rating in four 2023 Memorial Cup contests.
- Scored 31-26=57 points with a +30 rating and 74 PIM in 66 games with Quebec in 2021-22. Led the team in FOW (742), FOA (1,254), ranked tied for second in GWG (6) and was third in goals and points. Also collected 3-6=9 points in 12 QMJHL postseason games.
- Earned the QMJHL 2021-22 Mike Bossy Award as the QMJHL's Best Professional Prospect and was a finalist for the second straight season for the Guy Carboneau Trophy.
- Helped Canada to back-to-back gold medals at the 2022 and 2023 World Junior Championships. At the 2023 tournament, scored 1-3=4 points in seven games. In 2022, earned 1-1=2 points as the youngest player on Team Canada and the only 2022 NHL Draft selection to make Canada's roster. Also appeared at the 2019 World Under-17 Hockey Challenge.
- His brother, Jacob, captained Baie-Comeau Drakkar (QMJHL) in 2021-22, posting 35-33=68 points in 66 games to lead the team in goals while ranking tied for the team lead in points. His father, Yannick, is currently the Assistant General Manager of the QMJHL's Rouyn-Noranda Huskies in addition to the club's Head Scout.
- Signed a three-year entry-level contract with Anaheim, July 28, 2022.

			REGULAR SEASON						PLAYOFFS					
Season	Team	League	GP	G	A	Pts.	PIM	+/-	GP	G	A	Pts.	PIM	
2019-20	Quebec	QMJHL	59	13	11	24	24	-15	-	-	-	-	-	
2020-21	Quebec	QMJHL	30	14	17	31	22	+6	6	1	3	4	4	
2021-22	Quebec	QMJHL	66	31	26	57	74	+30	12	3	6	9	12	
2022-23	Quebec	QMJHL	44	22	24	46	67	+35	18	7	9	16	20	
2023-24	San Diego	AHL	72	10	15	25	68	+1	-	-	-	-	-	
AHL Totals			72	10	15	25	68	+1	-	-	-	-	-	
QMJHL Totals			199	80	78	158	187	+56	36	11	18	2	36	



JANSEN HARKINS

38

CENTER | 6-1 | 199 LBS | SHOOTS: Left

Born: May 23, 1997 (27); Cleveland, Ohio

Acquired: Signed as a free agent, July 2, 2024

Drafted: By Winnipeg in the second round (47th overall) of the 2015 NHL Draft

- Spit his fifth professional season between Pittsburgh (NHL) and Wilkes-Barre/Scranton (AHL) in 2023-24. Earned four points (0-4=4) in 45 NHL games with the Penguins and 5-7=12 points in 14 AHL games with the Penguins. He was claimed on waivers by Pittsburgh from Winnipeg prior to the 2023-24 season.
- Scored one goal in four career Stanley Cup Playoff contests with the Jets, netting his first postseason goal in 2020.
- In 2022-23, set AHL career highs in points (25-25=50) in 44 games with Manitoba goals (25), assists (25), points (50) in 44 games with Manitoba, leading the Moose in goals and was second in points. Also led Manitoba in 2023 postseason scoring (4-3=7) and goals in five contests.
- He also recorded a point per game average in 2019-20 with Manitoba, earning 7-24=31 points in 30 games while being named an AHL All-Star.
- Earned 75-167=242 points in 275 career WHL games with the Prince George Cougars from 2012-17.
- Helped Canada to a bronze medal at the 2015 U-18 World Championship (3-2=5 in seven games).
- His father, Todd, played 48 NHL games from 1991-94 with Calgary and Hartford, while his professional career spanned 11 seasons in the NHL, AHL, IHL and Germany (1990-2001). He also served as Prince George (WHL) General Manager from 2014-18 and is currently a prep school head coach at St. George's (Vancouver).
- Was born in Cleveland but raised in North Vancouver, B.C.
- Signed a two-year contract through the 2025-26 season, July 2, 2024.

REGULAR SEASON										PLAYOFFS				
Season	Team	League	GP	G	A	Pts.	PIM	+/-		GP	G	A	Pts.	PIM
2013-14	Prince George	WHL	67	10	24	34	18	-9		-	-	-	-	-
2014-15	Prince George	WHL	70	20	59	79	45	+7		5	0	4	4	2
2015-16	Prince George	WHL	69	24	33	57	51	-11		4	2	3	5	4
	Manitoba	AHL	6	1	2	3	2	+1		-	-	-	-	-
2016-17	Prince George	WHL	64	21	51	72	48	+19		6	2	4	7	10
	Manitoba	AHL	4	2	2	4	4	+3		-	-	-	-	-
2018-19	Manitoba	AHL	46	2	11	13	17	+6		2	0	0	0	0
	Jacksonville	ECHL	6	2	4	6	4	0		-	-	-	-	-
2019-20	Manitoba	AHL	30	7	24	31	24	+4		-	-	-	-	-
	WINNIPEG	NHL	29	2	5	7	5	-2		3	1	0	1	4
2020-21	WINNIPEG	NHL	26	1	1	2	4	-2		1	0	0	0	0
2021-22	WINNIPEG	NHL	77	7	6	13	15	-8		-	-	-	-	-
2022-23	WINNIPEG	NHL	22	3	2	5	12	+4		-	-	-	-	-
2023-24	Manitoba	AHL	44	25	25	50	36	+11		5	4	3	7	4
	PITTSBURGH	NHL	45	0	4	4	21	-4		-	-	-	-	-
			14	5	7	12	14	+1		-	-	-	-	-
NHL Totals			199	13	18	31	57	-12		4	1	0	1	4
AHL Totals			214	57	87	144	138	+24		7	4	3	7	4



DREW HELLESON

43

DEFENSEMAN | 6-3 | 213 LBS | SHOOTS: Right

Born: Mar. 6, 2001 (23); Farmington, Minnesota

Acquired: From Colorado with a second-round selection in the 2023 NHL Draft for Josh Manson, Mar. 15, 2022

Drafted: By Colorado in the second round (47th overall) of the 2019 NHL Draft

- In his second season with San Diego in 2023-24, recorded 4-14=18 points and 44 PIM in 59 games.
- Made his NHL debut with Anaheim in 2022-23, earning one assist in three games with the Ducks. Scored his first career NHL goal Apr. 11, 2023 vs. VAN after making his debut Apr. 9, 2023 vs. Colorado. Spent the majority of 2022-23 with San Diego (AHL), ranking third among Gulls blueliners with 5-13=18 points in 65 games in his first full professional season.
- Made his AHL debut with San Diego (AHL) in 2021-22 after completing his NCAA career at Boston College (Hockey East). Earned two assists (0-2=2) in 17 games with the Gulls after making his professional debut, Mar. 22, 2022 @ Henderson.
- Recorded a pair of assists (0-2=2) in his Calder Cup Playoffs debut, May 4 @ Ontario, tying the Gulls rookie record for assists in a playoff game (last: Jamie Drysdale, Trevor Ziegler; May 21, 2021 @ Bakersfield). Earned his first career AHL point (assist), Mar. 23 vs Tucson.
- In his junior season at Boston College in 2021-22, recorded 4-21=25 points in 32 games. Led Eagles defensemen in points for the second consecutive season and ranked second among skaters in assists.
- Was named to the NCAA Second All-American Team, a Hockey East First Team All-Star and the NCAA (Hockey East) Best Defensive Defenseman in 2020-21 after scoring 4-11=15 points with a +23 rating in 22 games. Ranked third in the nation in plus/minus.
- Registered 6-23=29 points and 32 PIM with a +17 rating in 62 games with the United States National Development Team Program (USNDTP) from 2017-19.
- Represented Team USA at the 2022 Winter Olympic Games in Beijing, recording one assist in three tournament contests.
- Helped Team USA to a gold medal at the 2021 World Junior Championship, scoring 2-2=4 points with a +9 rating in seven tournament games to lead U.S. defensemen in goals. Also helped Team USA to a gold medal at the 2018 World U-17 Hockey Challenge and bronze at the 2019 U-18 World Championship.
- Signed a three-year entry-level contract, March 15, 2022.

			REGULAR SEASON						PLAYOFFS					
Season	Team	League	GP	G	A	Pts.	PIM	+/-	GP	G	A	Pts.	PIM	
2017-18	USNDTP	USHL	34	2	16	18	14	+1	8	2	5	7	6	
2018-19	USNTDP	USHL	28	4	7	11	18	+16	-	-	-	-	-	
2019-20	Boston College	Hockey East	28	1	5	6	12	+12	-	-	-	-	-	
2020-21	Boston College	Hockey East	22	4	11	15	8	+23	-	-	-	-	-	
2021-22	Boston College	Hockey East	32	4	21	25	30	-9	-	-	-	-	-	
2022-23	Team USA	Olympics	3	0	1	1	0	+1	-	-	-	-	-	
	San Diego	AHL	17	0	2	2	4	-14	2	0	2	2	2	
	San Diego	AHL	65	5	13	18	59	-17	-	-	-	-	-	
	ANAHEIM	NHL	3	1	0	1	2	0	-	-	-	-	-	
2023-24	San Diego	AHL	59	4	14	18	44	-7	-	-	-	-	-	
NHL Totals			3	1	0	1	2	0	-	-	-	-	-	
AHL Totals			141	9	29	38	107	-38	2	0	2	2	2	
NCAA Totals			82	9	37	46	50	+26	-	-	-	-	-	




TYSON HINDS

60

DEFENSEMAN | 6-3 | 199 LBS | SHOOTS: Left
Born: March 12, 2003 (21); Gatineau, Quebec
Drafted: By Anaheim in the third round (76th overall) of the 2021 NHL Draft

- Made his professional debut with San Diego in 2023-24, recording 2-8=10 points and 42 PIM in 71 games. Ranked second among Gulls rookie defensemen in points, goals and assists.
- Was named the QMJHL's Best Defensive Defenseman (Kevin Lowe Trophy) in 2022-23 after recording 11-43=54 points with a +61 rating in 56 games with Sherbrooke. Led all QMJHL blueliners in plus/minus, ranked sixth in points per game (0.96), eighth in points and was tied for eighth in assists.
- His +61 is the highest mark in 20 QMJHL seasons (since 2002-03) and the fifth-best plus/minus by a QMJHL defenseman all-time. It also marked the second-best plus/minus all-time by a QMJHL defenseman 19 or younger, trailing only Maxime Fortunes (+62 in 2002-03).
- Helped Sherbrooke to a 29-1-0 record in his 30 appearances from Feb. 3 to April 30, 2023.
- Also earned 2-5=7 points and a +12 rating in 14 QMJHL playoff games, ranking tied for seventh among postseason leaders in plus/minus (tied for fifth among defensemen).
- Split his third QMJHL season with Rimouski and Sherbrooke, combining for 12-23=35 points and a +28 rating in 61 games. Earned 7-12=19 points with a +23 rating after joining Sherbrooke. Also appeared in 11 QMJHL Playoff games, earning 1-3=4 points, tied for second among Phoenix blueliners in points and assists.
- Split 2020-21 with Shawinigan and Rimouski, recording 6-10=16 points with a +10 rating and 13 PIM in 33 games. Scored 6-9=15 points with a +7 rating in 23 games with Rimouski following his acquisition, leading club defensemen in scoring, goals and ranking second in assists.
- Helped Canada win gold at the 2023 World Junior Championship, scoring two goals with a +9 rating in seven tournament games (was teammates with fellow Ducks prospects Nathan Gaucher and Olen Zellweger). Also represented Canada at the 2020 U-17 World Hockey Championship.
- Signed a three-year entry-level contract with Anaheim, Sept. 28, 2022.

		REGULAR SEASON							PLAYOFFS				
Season	Team	League	GP	G	A	Pts.	PIM	+/-	GP	G	A	Pts.	PIM
2019-20	Shawinigan	QMJHL	54	2	9	11	20	+5	-	-	-	-	-
2020-21	Shawinigan	QMJHL	10	0	1	1	2	+3	-	-	-	-	-
	Rimouski	QMJHL	23	6	9	15	11	+7	6	0	1	1	4
2021-22	Rimouski	QMJHL	23	5	11	16	18	+5	-	-	-	-	-
	Sherbrooke	QMJHL	38	7	12	19	20	+23	11	1	3	4	6
2022-23	Sherbrooke	QMJHL	56	11	43	54	24	+61	14	2	5	7	2
2023-24	San Diego	AHL	71	2	8	10	42	-8	-	-	-	-	-
AHL Totals			71	2	8	10	42	-8	-	-	-	-	-
QMJHL Totals			204	31	85	116	95	+104	31	3	9	12	12



JOSH LOPINA

85

CENTER | 6-2 | 208 LBS | SHOOTS: Right

Born: February 16, 2001 (23); Minooka, Illinois

Drafted: By Anaheim in the fourth round (98th overall) of the 2021 NHL Draft

- In his second full season with San Diego (AHL) in 2023-24, recorded career highs in points (14-9=23), goals, assists and appearances (69).
- In his rookie season with San Diego in 2022-23, earned 2-2=4 points in 59 games.
- Split the 2021-22 season with San Diego (AHL) and the University of Massachusetts Amherst (Hockey East). Made his professional debut with the Gulls, scoring 1-3=4 points in 13 AHL games.
- Scored his first career Calder Cup Playoff goal 11 seconds into the start of the game, marking the fastest goal scored from start a playoff game in Gulls AHL history (previous: :46, Chase De Leo; May 13, 2019 vs. Bakersfield). Recorded his first career AHL point (assist) in his professional debut, Apr. 1 vs. Iowa.
- Helped UMass to a Hockey East championship in 2021-22, scoring 12-15=27 points with a +22 rating in 27 games. Led the Minutemen in PPG (6) and was second in points per game (1.0) and plus/minus. Won a team-leading 418-of-694 faceoffs (60.2%), ranking ninth in the nation in FOW.
- Led UMass to a national championship in 2020-21, scoring 9-14=23 points with a +21 rating in 29 NCAA games. Ranked sixth among all NCAA freshmen in scoring, eighth in plus/minus and 10th in points per game (.79), while leading all rookies in FOW (312). Was named to the 2020-21 Hockey East All-Rookie Team and became the first Minuteman player to earn Hockey East Co-Rookie of the Year recognition. Recorded 2-4=6 points in the NCAA Tournament, including two assists in the national semifinal game vs. Minnesota Duluth.

			REGULAR SEASON						PLAYOFFS				
Season	Team	League	GP	G	A	Pts.	PIM	+/-	GP	G	A	Pts.	PIM
2018-19	Lincoln	USHL	62	12	15	27	32	-25	-	-	-	-	-
2019-20	Lincoln	USHL	44	12	23	35	42	+6	-	-	-	-	-
2020-21	UMass	Hockey East	29	9	14	23	12	+21	-	-	-	-	-
2021-22	UMass	Hockey East	27	12	27	27	8	+21	-	-	-	-	-
	San Diego	AHL	13	1	3	4	6	-1	2	1	0	1	0
2022-23	San Diego	AHL	59	2	2	4	6	-16	-	-	-	-	-
2023-24	San Diego	AHL	69	14	9	23	25	-16	-	-	-	-	-
AHL Totals			141	17	14	31	51	-33	2	1	0	1	0
NCAA Totals			56	21	29	50	54	+27	-	-	-	-	-
USHL Totals			106	24	38	62	74	-29	-	-	-	-	-




CARSON MEYER

39

RIGHT WING | 5-11 | 195 LBS | SHOOTS: Right
Born: Aug. 18, 1997 (27); Powell, Ohio
Acquired: Signed as a free agent, July 3, 2024
Drafted: By Columbus in the sixth round (179th overall) of the 2017 NHL Draft

- Spent his fourth professional season (third NHL season) between Columbus (NHL) and Cleveland (AHL) in 2023-24. Recorded 1-1=2 points in 14 NHL games with the Blue Jackets. Spent the majority of 2023-24 with the Monsters, setting AHL career highs in points (22-16=37) and goals in 55 contests.
- Missed the last three games of the NHL season and Cleveland’s Calder Cup Playoff run after suffering an oblique injury, Apr. 9, 2024 w/ CBJ @ TBL.
- Made his NHL debut Apr. 4, 2022 vs. BOS and registered his first NHL goal and multi-point game a day later, Apr. 5, 2022 @ PHI (1-1-2; Carter Hart).
- In 2021-22, earned 16-11=27 points in 56 games with Cleveland, co-leading the club in goals and shorthanded goals (3).
- Registered 42-47=89 and 114 PIM in 137 career NCAA games at Miami University and Ohio State University from 2016-20. As a senior with the Buckeyes in 2019-20, set career highs in points (17-14=31), goals, and plus/minus (+8) in 35 appearances.
- 2024-25 will mark his first season playing outside of the state of Ohio since junior, playing the last seven seasons in Columbus (NHL), Cleveland (AHL), Ohio State (Big Ten) and Miami, Ohio (NCHC).
- Signed a one-year, two-way contract through the 2024-25 season, July 3, 2024.

			REGULAR SEASON						PLAYOFFS					
Season	Team	League	GP	G	A	Pts.	PIM	+/-	GP	G	A	Pts.	PIM	
2015-16	Tri-City	USHL	56	32	19	51	47	+10	11	5	6	11	4	
2016-17	Miami (Ohio)	NCHC	32	10	16	26	14	-2	-	-	-	-	-	
2017-18	Miami (Ohio)	NCHC	34	6	4	10	48	-22	-	-	-	-	-	
2018-19	Ohio State	Big Ten	36	9	13	22	26	+4	-	-	-	-	-	
2019-20	Ohio State	Big Ten	35	17	14	31	26	+8	-	-	-	-	-	
2020-21	Cleveland	AHL	26	9	11	20	13	-2	-	-	-	-	-	
2021-22	Cleveland	AHL	57	16	11	27	63	-15	-	-	-	-	-	
	COLUMBUS	NHL	13	1	2	3	6	0	-	-	-	-	-	
2022-23	Cleveland	AHL	34	9	17	26	36	+6	-	-	-	-	-	
	COLUMBUS	NHL	14	0	1	1	6	-2	-	-	-	-	-	
2023-24	Cleveland	AHL	55	22	15	37	65	-1	-	-	-	-	-	
	COLUMBUS	NHL	14	1	1	2	2	-2	-	-	-	-	-	
NHL Totals			41	2	4	6	14	-4	-	-	-	-	-	
AHL Totals			172	56	54	110	177	-12	-	-	-	-	-	



NICO MYATOVIC

48

LEFT WING | 6-2 | 199 LBS | SHOOTS: Left

Born: December 1, 2004 (19); Prince George, British Columbia

Drafted: By Anaheim in the second round (33rd overall) of the 2023 NHL Draft

- Made his AHL debut with San Diego (AHL) in 2023-24, appearing in 12 games with the Gulls following the end of his WHL season.
- In his fourth WHL season with the Seattle Thunderbirds in 2023-24, recorded 9-21=30 points in 34 games. Ranked fifth among Seattle leaders in points per game (0.88), seventh in assists and eighth in scoring. Missed three months of the campaign due to a broken leg suffered in October.
- Helped Seattle to a WHL championship and appearance in the 2023 Memorial Cup. Scored 30-30=60 points with a +43 rating and 41 PIM in 68 regular-season games in 2022-23, setting career highs in points, goals, assists, plus/minus and appearances. Among Seattle leaders, he ranked tied for second in goals and was sixth in points.
- Earned 4-3=7 points in 19 WHL Playoff games, including the WHL Championship-clinching goal in Game 5 vs. Winnipeg. Also scored 1-3=4 points with a +3 rating in five Memorial Cup games, including a multi-point effort (one goal, one assist) in the semifinal contest in a 4-1 win to advance to the Memorial Cup Final.
- Registered 4-24=28 points with a +11 rating in 67 games with Seattle in 2021-22. He also scored 3-5=8 points in 25 WHL Playoff contests en route to the WHL Championship series.
- Signed a three-year entry-level contract, March 29, 2024

			REGULAR SEASON						PLAYOFFS					
Season	Team	League	GP	G	A	Pts.	PIM	+/-	GP	G	A	Pts.	PIM	
2020-21	Seattle	WHL	12	3	0	3	0	+1	-	-	-	-	-	
2021-22	Seattle	WHL	67	4	24	28	21	+11	25	3	5	8	6	
2022-23	Seattle	WHL	68	30	30	60	41	+43	19	4	3	7	6	
2023-24	Seattle	WHL	34	9	21	30	20	-8	-	-	-	-	-	
	San Diego	AHL	12	0	0	0	0	-2	-	-	-	-	-	
AHL Totals			12	0	0	0	0	-2	-	-	-	-	-	
WHL Totals			181	46	75	121	82	+47	44	7	8	15	12	



JAN MYSAK

73

CENTER | 5-11 | 192 LBS | SHOOTS: Left

Born: June 24, 2002 (22); Litvinov, Czechia

Acquired: From Montreal for Jacob Perreault, March 7, 2024

Drafted: By Montreal in the second round (48th overall) of the 2020 NHL Draft

- Split his third AHL season between San Diego and Laval, combining for career highs in points (14-7=21), goals, assists and appearances (62). Scored one goal in 14 appearances with San Diego and earned 13-7=20 points in 48 games with Laval prior to his acquisition March 7, 2024. Scored his first goal and point as a Gull, April 20, 20224 vs. Coachella Valley.
- Collected 5-4=9 points in 40 AHL games in 2022-23 with Laval, his first full professional season in North America.
- In 2021-22, helped the Hamilton Bulldogs to an OHL championship and an appearance in the 2022 Memorial Cup. Scored 34-30=64 points with a +18 rating in 61 regular-season games, while posting 4-7=11 points in 17 postseason contests. Among Bulldogs leaders, ranked tied for second in regular-season goals and was fifth in points. Was teammates with Ducks center Mason McTavish.
- Scored two goals in five appearances at the 2022 Memorial Cup, including the game-winning goal in OT of the semifinal to help Hamilton advance to the Memorial Cup final.
- Recorded the most points by a Czech Extraliga junior in 2019-20, scoring 5-4=9 points as a 17-year-old. Spanning three seasons with HC Litvinov of Czechia’s top league as a junior, he scored 8-9=17 points in 68 games from 2018-21.
- Represented Czechia at three consecutive World Junior Championships (2020, 2021 and 2022). He was named to the 2022 tournament All-Star Team after scoring 5-3=8 points to rank tied for second among tournament leaders in goals while serving as Czechia’s captain. Was teammates with Tomas Suchanek at the 2022 tournament.
- Signed a three-year entry-level contract with Montreal through the 2024-25 NHL season, April 6, 2021.

REGULAR SEASON										PLAYOFFS				
Season	Team	League	GP	G	A	Pts.	PIM	+/-		GP	G	A	Pts.	PIM
2018-19	Litvinov Jr.	Czechia Jr.	9	13	8	21	4	+13		-	-	-	-	-
	Litvinov	Czechia	31	3	4	7	2	0		6	5	4	9	0
2019-20	Litvinov	Czechia	26	5	4	9	2	-12		-	-	-	-	-
	Hamilton	OHL	22	15	10	25	10	-12		-	-	-	-	-
2020-21	Litvinov	Czechia	11	0	1	1	14	-5		-	-	-	-	-
	Laval	AHL	22	2	0	2	0	+3		-	-	-	-	-
2021-22	Hamilton	OHL	61	34	30	64	6	+18		17	4	7	11	4
2022-23	Laval	AHL	40	5	4	9	8	-10		-	-	-	-	-
2023-24	Laval	AHL	48	13	7	20	20	-9		-	-	-	-	-
	San Diego	AHL	14	1	0	1	4	-6		-	-	-	-	-
AHL Totals			124	21	11	32	32	-22		-	-	-	-	-
Czechia Totals			68	8	9	17	18	-17		6	5	4	9	0
OHL Totals			83	49	40	89	16	+6		17	4	7	11	4



NIKITA NESTERENKO

62

CENTER | 6-2 | 195 LBS | SHOOTS: Left


Born: September 10, 2001 (23); Brooklyn, New York

Acquired: From Minnesota with Andrej Sustr and a 2025 fourth-round Draft pick for John Klingberg, March 3, 2023

Drafted: By Minnesota in the sixth round (172nd overall) of the 2019 NHL Draft

- Appeared in three games with Anaheim in 2023-24, scoring one goal (1-0=1). Made his AHL debut with San Diego in 2023-24, earning 16-21=37 points with a +6 rating in 70 games with the Gulls. Led San Diego rookie skaters in scoring, goals, assists, and led all San Diego forwards in plus/minus.
- Was named AHL Player of the Week for the period ending Jan. 28, 2024 after earning 4-4=8 points in three games, including his first career hat trick (3-1=4) Jan. 26, 2024 @ Iowa. His four points were tied for the second-most points recorded in a single game in Gulls history.
- Made his NHL debut with Anaheim in 2022-23, following three collegiate seasons. Scored one goal in nine NHL games, including his first career NHL goal and point, March 25, 2023 vs. STL (Jordan Binnington). Made his NHL debut, Mar. 21, 2023 vs. CGY, recording five shots while skating in 13:06 TOI.
- Appeared in 93 games at Boston College from 2020-23, collecting 28-49=77 points with a +25 rating.
- Scored 13-21=34 points with a +6 rating in 36 GP with Boston College as a junior in 2022-23. Set single-season career-highs in points, goals and assists. Led the Golden Eagles in assists, ranked second in points and tied for second in goals.
- Was named the Hockey East Rookie of the Year and to the Hockey East All-Rookie Team in 2020-21 after earning 8-11=19 points in 24 contests.
- Signed a one-year contract extension through the 2024-25 NHL season, July 15, 2024.

Season	Team	League	REGULAR SEASON							PLAYOFFS				
			GP	G	A	Pts.	PIM	+/-		GP	G	A	Pts.	PIM
2020-21	Boston College	NCAA	24	8	11	19	18	+12		-	-	-	-	-
2021-22	Boston College	NCAA	37	7	17	24	50	+7		-	-	-	-	-
2022-23	Boston College	NCAA	36	13	21	34	18	+6		-	-	-	-	-
	ANAHEIM	NHL	9	1	0	1	0	-3		-	-	-	-	-
2023-24	San Diego	AHL	70	16	21	37	38	+6		-	-	-	-	-
	ANAHEIM	NHL	3	1	0	1	0	0		-	-	-	-	-
NHL Totals			12	2	0	2	0	-3		-	-	-	-	-
AHL Totals			70	16	21	37	38	+6		-	-	-	-	-
NCAA Totals			97	28	49	77	86	+25		-	-	-	-	-



SASHA PASTUJOV

59

RIGHT WING | 6-0 | 190 LBS | SHOOTS: Left

Born: July 15, 2003 (21); Bradenton, Florida

Drafted: By Anaheim in the third round (66th overall) of the 2021 NHL Draft

- Made his professional debut with San Diego (AHL) in 2023-24, earning 10-13=23 points in 46 games. Became the youngest Gull to record a hat trick (20 years, six months and 12 days) and the first San Diego player to record both his first AHL goals and hat trick in the same game with 3-1=4 points Jan. 26 @ Iowa. His four points were tied for the second-most points in a single game in Gulls history. Was also tied for second among club leaders in shootout goals (2).
- In 2022-23 with Sarnia and Guelph, ranked fourth among all OHL skaters in points (41-57=98) and points per game (1.63), seventh in assists and ninth in goals (60 games). He set career-highs in points, goals, assists and plus/minus. After his acquisition by Sarnia Nov. 17, 2022, scored 30-49=79 points with a +31 rating in 46 games with the Sting.
- After scoring 34 goals in 2021-22, became one of three OHL players to score 34 or more goals in 2021-22 and 2022-23 at age 18 and 19 (also Peterborough's Tucker Robertson and Francesco Arcuri, Kingston/Kitchener).
- Led Sarnia in playoff scoring with 6-13=19 points in 16 OHL playoff games. Also co-led Sarnia in assists, ranked second in PPP (1-5=6) and PPA, and tied for third in goals. Among OHL Playoff leaders, was tied for eight in assists.
- In his first OHL season in 2021-22, led Guelph in scoring (34-42=76), goals, assists, PPG (10), PPA (18) and shots (253). Was named the OHL Player of the Month for October, co-leading the league in both goals (10) and points (17) through the first month of the season. Recorded points in 16 of his first 18 OHL contests (18-13=31), including two hat tricks while recording three point streaks of eight games or more.
- In 2020-21, led the USNTDP U-18 team in scoring (30-35=65), goals and assists, co-led in PPG (9) and ranked third with a +20 rating in 41 games. Set the USNTDP all-time record with a 21-game point streak from Dec. 18, 2020-Mar. 27, 2021 (14-23=37, +16). At the conclusion of his USNTDP career, his 1.59 points per game ranked eighth all-time in single-season history, behind only Jack Hughes (twice), Auston Matthews, Phil Kessel, Clayton Keller, Alex Turcotte and Jack Eichel.
- Combined for 44-71=115 points with a +20 rating with the NTDP U-18 and U-17 teams from 2019-21. Ranked 11th all-time in program history in career points per game (1.28).
- Represented Team USA at numerous international tournaments, including the 2022 World Junior Championship (1-3=4, +4 in five games). Led Team USA in scoring (5-3=8) at the 2021 U-18 World Championship and won a silver medal at the 2019 U-17 World Hockey Challenge, tying for the tournament lead in assists (7).
- His brother, Nick, was selected by the NY Islanders in the seventh round (193rd overall) of the 2016 NHL Draft, and his other brother, Michael, completed his senior season at the University of Michigan in 2020-21.

REGULAR SEASON										PLAYOFFS				
Season	Team	League	GP	G	A	Pts.	PIM	+/-		GP	G	A	Pts.	PIM
2019-20	USNTDP	U-17	49	14	36	50	85	-		-	-	-	-	-
2020-21	USNTDP	U-18	41	30	35	65	18	+20		-	-	-	-	-
2021-22	Guelph	OHL	65	34	42	76	33	-12		4	0	0	0	7
2022-23	Guelph	OHL	14	11	8	19	17	-6		-	-	-	-	-
	Sarnia	OHL	46	30	49	79	22	+31		16	6	13	19	8
2023-24	San Diego	AHL	46	10	13	23	14	-6		-	-	-	-	-
AHL Totals			46	10	13	23	14	-6		-	-	-	-	-
OHL Totals			125	75	99	174	72	+13		20	6	13	19	15
USNTDP Totals			90	44	71	115	103	+20		-	-	-	-	-



COULSON PITRE

55


CENTER | 6-1 | 185 LBS | SHOOTS: Right

Born: December 13, 2004 (19); Newmarket, Ontario

Drafted: By Anaheim in the third round (65th overall) of the 2023 NHL Draft

- Recorded 27-28=55 points in 55 games in his third OHL season with the Flint Firebirds in 2023-24, his first as alternate captain. Established a new career-high in goals and averaged a point per game while ranking second among Flint leaders in SHG (3), third in goals and scoring (27-28=55), and fifth in assists. Led the Firebirds in postseason goals (2) in three OHL Playoff contests.
- In his second OHL season with Flint in 2022-23, scored 25-35=60 points with a +20 rating and 42 PIM in 59 games, establishing career-highs in scoring, assists, plus/minus and appearances. Ranked tied for third in goals and fourth in points among Flint skaters. Added 2-3=5 points in six OHL Playoff contests.
- Ranked tied for fifth in points and ninth in goals among 2023 draft-eligible players in the OHL.
- Was named to the 2021-22 OHL First All-Rookie Team after collecting 23-21=44 points with a +11 rating and 27 PIM in 52 games with Flint. He added 6-3=9 points in 16 OHL postseason contests, ranking second among Flint rookies in postseason goals while helping the club to the Western Conference Finals.
- Has earned 75-84=159 points with a +22 rating in 166 career OHL games with Flint.
- His brother, Kaden, was his teammate the past two seasons with Flint.
- Signed a three-year entry-level contract with Anaheim April 3, 2024.

REGULAR SEASON									PLAYOFFS				
Season	Team	League	GP	G	A	Pts.	PIM	+/-	GP	G	A	Pts.	PIM
2021-22	Flint	OHL	52	23	21	44	27	+11	16	6	3	9	2
2022-23	Flint	OHL	59	25	35	60	42	+20	6	2	3	5	4
2023-24	Flint	OHL	55	27	28	55	41	-9	3	2	0	2	0
OHL Totals			166	75	84	159	110	+22	25	10	6	16	6



PAVOL REGENDA

40

LEFT WING | 6-3 | 219 LBS | SHOOT: Left
Born: Dec. 7, 1999 (24); Michalovce, Slovakia
Acquired: Signed as a free agent, June 1, 2022
Drafted: Not drafted

- In his second season with San Diego (AHL) in 2023-24, earned 19-15=34 points with a +2 rating in 54 games. Set career-highs in scoring, goals and assists. Ranked third among Gulls leaders in goals and sixth in points. Also appeared in five games with Anaheim.
- Made his NHL debut with Anaheim in 2022-23, earning 1-2=3 points in 14 games. Made Anaheim's opening night roster Oct. 12, 2022 vs. SEA and scored his first NHL goal Nov. 9, 2022 vs. MIN (Filip Gustavsson). Spent the remainder of 2022-23 with San Diego (AHL), recording 13-12=25 points with 66 PIM in 50 games, ranking third among team leaders in goals and sixth in points.
- In his second season with Dukla Michalovce (Slovakian Extraliga) in 2021-22, scored 15-24=39 points with a +17 rating in 43 games. Led all players 22-and-younger in points and led Dukla Michalovce in plus/minus, while ranking second in points, goals and assists. Also led Dukla Michalovce in playoff goals (5) and co-led the club with 5-1=6 points in six playoff contests. Scored a goal in each of the final four games of the series, Games 3-6 from Mar. 27-Apr. 2 (5-1=6).
- Helped Slovakia to a bronze medal at the 2022 Winter Olympics in Beijing, scoring 1-3=4 points with a +5 rating. Scored 5-1=6 points, leading Slovakia in goals and ranking tied for second in scoring at the 2022 World Championship. Represented Slovakia at the 2024 World Championship, 2019 World Junior Championship and 2017 U-18 World Championship.
- Spent 2019-20 with Jokerit's Under-20 team (Finnish Junior), scoring 15-18=33 points in 47 games. In two seasons in Sweden's Junior League, representing Vaxjo in 2018-19 (11-16=27 points in 42 games) and Linkoping in 2017-18 (7-3=10 points in 44 games).
- Represented Team Slovakia at the 2024 World Championship, earning 1-3=4 points with a +2 rating in eight games.
- Also represented Slovakia's Under-18 national team in the Slovakian Junior League from 2015-17, combining for 20-30=50 points with a +30 rating and 50 PIM in 78 games.
- Signed a one-year extension, July 5, 2024. Originally signed a two-year entry-level contract, June 1, 2022

REGULAR SEASON										PLAYOFFS				
Season	Team	League	GP	G	A	Pts.	PIM	+/-		GP	G	A	Pts.	PIM
2015-16	Team Slovakia	Slovakia Jr.	34	5	8	13	22	+5		-	-	-	-	-
	Michalovce U-20	Slovakia Jr.	7	1	0	1	4	-4		3	1	2	3	0
2016-17	Team Slovakia	Slovakia Jr.	44	15	22	37	25	+25		-	-	-	-	-
	Dukla Trencin	Slovakia Jr.	-	-	-	-	-	-		11	1	3	4	8
2017-18	Linkoping	Sweden Jr.	44	7	3	10	24	+4		1	0	0	0	0
2018-19	Vaxjo	Sweden Jr.	42	11	16	27	18	+8		2	0	1	1	2
2019-20	Jokerit U-20	Finland Jr.	47	15	18	33	88	+10		1	0	0	0	0
	Kiekko-Vantaa	Finland-2	1	0	1	1	0	+1		-	-	-	-	-
2020-21	Dukla Michalovce	Slovakia	50	11	14	25	64	+3		12	4	3	7	2
2021-22	Dukla Michalovce	Slovakia	43	15	24	39	55	+17		6	5	1	6	8
	Slovakia	Olympics	7	1	3	4	6	+5		-	-	-	-	-
2022-23	ANAHEIM	NHL	14	1	2	3	4	-3		-	-	-	-	-
	San Diego	AHL	50	13	12	25	66	-9		-	-	-	-	-
2023-24	ANAHEIM	NHL	5	0	0	0	2	-1		-	-	-	-	-
	San Diego	AHL	54	19	15	34	57	+2		-	-	-	-	-
NHL Totals			19	1	2	3	6	-4		-	-	-	-	-
AHL Totals			104	32	27	59	123	-7		-	-	-	-	-
Slovakia Totals			93	26	38	64	119	+20		18	9	4	13	10



BECKETT SENNECKE

45

RIGHT WING | 6-3 | 190 LBS | SHOOTS: Right

Born: January 28, 2006 (18); Toronto, Ontario

Drafted: By Anaheim in the first round (third overall) of the 2024 NHL Draft

- Scored 27-41=68 points with +33 rating in 63 games with the Oshawa Generals (OHL) in 2023-24. He led Oshawa in GWG (7), shots (207), ranked second in plus minus, third in scoring, fourth in assists and fifth in goals.
- Led all draft eligible skaters in goals and points during the 2024 OHL Playoffs, scoring 10-12=22 points with a +9 rating in 18 postseason games. Among all OHL Playoff leaders, he ranked tied for fourth in goals and tied for eighth in points. Recorded a point in 13 of his 16 playoff games
- In 2022-23, was named to the OHL Second All-Rookie Team after earning 20-35=55 points in 61 games. Co-led all OHL rookies in assists and was second in scoring.
- Represented Team Canada White at the 2022 World U-17 Hockey Challenge, collecting three assists in five tournament games (0-3=3).
- Signed a three-year entry-level contract, July 5, 2024.

			REGULAR SEASON						PLAYOFFS				
Season	Team	League	GP	G	A	Pts.	PIM	+/-	GP	G	A	Pts.	PIM
2022-23	Oshawa	OHL	61	20	35	55	44	-7	5	1	0	1	4
2023-24	Oshawa	OHL	63	27	41	68	67	+33	16	10	12	22	21
OHL Totals			124	47	76	123	111	+26	21	11	12	23	25



YEGOR SIDOROV

57

RIGHT WING | 6-0 | 184 LBS | SHOOTS: Left

Born: June 18, 2004 (20); Vitebsk, Belarus

Drafted: By Anaheim in the third round (85th overall) of the 2023 NHL Draft

- Established new career-highs in points (50-38=88), 16 PPG, 12 GWG and a +8 rating in 66 WHL games with Saskatoon in 2023-24. Ranked fourth in goals among all WHL skaters and became the first Blades skater to reach 50 goals in a season since 1995-96. Became one of eight WHL players in the last five seasons to score 50 goals. Led Saskatoon in goals and ranked second in scoring while averaging over a point per game (1.33).
- His .76 goals per game the last two WHL seasons were second among all WHL skaters (min. two seasons), while his 90 goals ranked fourth among all leaders. His 24 playoff goals co-led all WHL players the last two seasons.
- Led the 2024 WHL Playoffs in goals (15), GWG (4) and shots (101), while also pacing Saskatoon in goals and points (15-8=23) in 16 postseason games. Was named WHL Player of the Week in two consecutive postseason weeks (April 22 and 28), scoring hat tricks in back-to-back Second Round contests in Game 3 (3-0=3) and Game 4 of the vs. Red Deer (3-2=5). Is one of 13 WHL players to score 15 goals in a single postseason since 2010 (15 seasons).
- In 2022-23 with Saskatoon, scored 40-36=76 points with a +25 rating and 39 PIM in 53 games. Led all Blades skaters in goals, PPG (15), PPP (31), and shots (246), ranked second in points and GWG (7) and tied for third in plus/minus.
- Added 9-10=19 points in 16 WHL Playoff contests in 2023, leading Saskatoon in goals, ranked second in points and tied for third in assists to help the Blades to the Eastern Conference Finals. Ranked tied for second among WHL postseason leaders in PPG (6) and tied for sixth in goals.
- Has scored 113-86=199 points with a +31 rating and 128 PIM in 177 career WHL games with Saskatoon from 2021-24. Has added 25-20=45 points with a +6 rating and 20 PIM in 37 career WHL playoff contests.
- Became the third Belarusian player to be drafted by Anaheim, following Ruslan Salei (ninth overall in 1996) and Vitali Kozel (ninth round, 212th overall in 1993).
- Signed a three-year entry-level contract with Anaheim April 3, 2024.

REGULAR SEASON										PLAYOFFS				
Season	Team	League	GP	G	A	Pts.	PIM	+/-		GP	G	A	Pts.	PIM
2019-20	Minskief Zubry	Belarus 2	30	10	14	24	18	-		12	0	0	0	5
2020-21	Belarus U-17	Belarus 2	20	16	11	27	16	-		9	6	4	10	8
	Belarus U-18	Belarus 2	24	7	7	14	10	-1		-	-	-	-	-
2021-22	Saskatoon	WHL	58	23	12	35	23	-2		5	1	2	3	2
2022-23	Saskatoon	WHL	53	40	36	76	36	+25		16	9	10	19	6
2023-24	Saskatoon	WHL	66	50	38	88	66	+8		16	15	8	23	12
WHL Totals			177	113	86	199	128	31		37	25	20	45	20



STIAN SOLBERG

50

DEFENSEMAN | 6-2 | 205 LBS | SHOOTS: Left

Born: December 29, 2005 (18); Oslo, Norway

Drafted: By Anaheim in the first round (23rd overall) of the 2024 NHL Draft

- Will represent Farjestad of the Swedish Hockey League in 2024-25.
- Recorded 5-10=15 points with +2 rating and 47 PIM in 42 games in 2023-24 with Valerenga, in the EliteHockey Ligaen, Norway's top professional league. He finished first in scoring among all league skaters 18 or younger, while his 15 points were the fourth-most by a defenseman 18 or younger in league history.
- Helped Valerenga to the 2024 Ligaen championship series, registering 2-7=9 points in 17 postseason games to rank tied for sixth among league defensemen in scoring and sixth in assists. His nine playoff points and seven assists were the most by a player 18 or younger in league playoff history.
- In 2022-23 with Valerenga, posted 1-3=4 points in 18 games, the most by a skater aged 18 or younger.
- Became the second-highest ever player to be drafted out of Norway, following Michael Brandsegg-Nygard (Detroit, 15th overall in 2024).
- Represented Norway at the 2024 IIHF World Championships, tallying 2-1=3 points in seven tournament games as the youngest defenseman in the tournament (18). Also appeared at the 2024 World Junior Championship, earning 1-1=2 points in five games. He also appeared at the 2023 U-18 World Championship, collecting one assist (0-1=1) in six games.
- Signed a three-year entry-level contract, July 5, 2024.

REGULAR SEASON									PLAYOFFS				
Season	Team	League	GP	G	A	Pts.	PIM	+/-	GP	G	A	Pts.	PIM
2021-22	Valerenga	Norway	11	0	1	1	2	-3	-	-	-	-	-
	Valerenga Jr.	Norway Jr.	11	2	6	8	4	+11	-	-	-	-	-
2022-23	Valerenga	Norway	18	1	3	4	10	+5	-	-	-	-	-
	Valerenga Jr.	Norway Jr.	2	2	3	5	0	0	3	1	1	2	0
2023-24	Valerenga	Norway	42	5	10	15	47	+2	17	2	7	9	35
Norway Totals			71	6	14	20	59	+4	17	2	7	9	35
Norway Jr. Totals			13	4	9	13	4	+11	3	1	1	2	0



TOMAS SUCHANEK78

GOALTENDER | 6-1 | 185 LBS | CATCHES: Left

Born: August 30, 2003 (21); Prerov, Czechia

Drafted: Not drafted

Acquired: Signed as a free agent, March 21, 2024

- Split his first professional season in 2023-24 between San Diego (AHL) and Tulsa (ECHL). Posted a 14-10-5 record with three shutouts, a 2.92 GAA and .910 SV% in 29 games with San Diego, ranking seventh among AHL rookie goaltender in GAA and SV%. Led the Gulls in wins, shutouts, GAA and SV%. Also appeared in eight ECHL contests with Tulsa, posting a 3-5-0 record with a 2.77 GAA and .906 SV%.
- Recorded a Gulls single-season record for shutouts by a rookie goaltender (3), including March 29 at Tucson (26 saves), Feb. 9, 2024 at Calgary (38 saves) and Dec. 8, 2023 at Rockford (21 saves).
- Was named the AHL Player of the Week Dec. 10, 2023 after his third consecutive win and fourth in five career AHL starts (4-0-1, 1.99 GAA and .926 SV%). Became the youngest Gulls goalie to record a shutout Dec. 8 @ Rockford (20 years, 222 days).
- Posted the longest shutout sequence by a Gulls rookie goaltender at 118:55 from Dec. 6-9, 2023 (span of three games).
- Earned his first career AHL win in his AHL debut, stopping 23-of-24 shots, Nov. 25, 2023 vs. CHI.
- Became the youngest goaltender in franchise history to earn a win in net at 20 years, six months and 26 days old.
- Posted a 39-38-5 record with a 3.44 GAA and .906 SV% in 88 career WHL games from 2021-23. Went 27-14-1 with a .912 SV% and 3.02 GAA in 46 appearances with the Tri-City Americans of the Western Hockey League (WHL) in 2022-23 while being named to the WHL Second All-Star Team.
- Helped Czechia to a silver medal at the 2023 World Junior Championship, leading all goaltenders with a 1.38 GAA and .938 SV% in seven appearances, posting a 5-2-0 record while being named to the tournament All-Star Team. He also represented Czechia at the 2022 World Junior Championship, 2021 U-18 World Championship and the 2020 World U-17 Hockey Challenge.
- Signed a three-year entry-level contract March 21, 2024 after joining the organization as a Development Camp invite in July 2024. Signed a one-year AHL contract with San Diego for the 2023-24 season.

REGULAR SEASON											PLAYOFFS				
Season	Team	League	GP	MIN	GA	SO	GAA	W-L-T	SV%	GP	MIN	GA	SO	GAA	W-L
2019-20	Frydek-Mistek	Czechia 2	15	883	40	0	2.72	10-4-0	.898	-	-	-	-	-	-
2020-21	Frydek-Mistek	Czechia 2	21	1194	62	1	3.12	8-10-0	.908	-	-	-	-	-	-
2021-22	Tri-City	WHL	42	2323	150	1	3.87	12-24-4	.901	-	-	-	-	-	-
2022-23	Tri-City	WHL	46	2518	133	1	3.05	27-14-1	.912	6	366	23	0	3.77	2-2
2023-24	San Diego	AHL	29	833	82	3	2.92	14-10-5	.910	-	-	-	-	-	-
	Tulsa	ECHL	8	476	22	0	2.77	3-5-0	.906	-	-	-	-	-	-
AHL Totals			29	833	82	3	2.92	14-10-5	.833	-	-	-	-	-	-
ECHL Totals			8	476	22	0	2.77	3-5-0	.906	-	-	-	-	-	-
WHL Totals			88	4941	283	2	3.44	39-38-5	.906	6	366	23	0	3.77	2-2



NOAH WARREN

47


DEFENSEMAN | 6-4 | 224 LBS | SHOOTS: Right

Born: July 15, 2004 (20); Montreal, Quebec

Drafted: By Anaheim in the second round (42nd overall) of the 2022 NHL Draft

- In his first season with Victoriaville and fourth season in the QMJHL, scored a career-high six goals recorded 6-7=13 points with a +13 rating in 50 games. Also earned eight assists with a +3 rating in 14 QMJHL postseason games. Led Tigres defensemen in postseason assists and co-led team blueliners in playoff scoring.
- In 2022-23 with Gatineau, earned 3-17=20 points with a career-high +21 rating in 47 games. Missed Gatineau's final six regular-season contests due to shoulder surgery. Gatineau went 35-8-4 with Warren in the lineup during the season, including wins in each of his last 16 games (2-6=8, +19).
- In his second QMJHL season with Gatineau in 2021-22, earned 5-19=24 points with a +17 rating and 52 PIM in 62 games. Also earned one assist in seven QMJHL postseason games.
- In 2020-21 as a rookie, registered 1-3=4 points with a +2 rating and six PIM in 29 games with the Olympiques.
- Represented Team Canada at the 2024 World Junior Championship, appearing in five tournament games.
- His grandfather, Raynald Boutin, was a goaltender drafted by the Philadelphia Flyers in 1972, while his mother, Magalie, was a nationally ranked Canadian swimmer.
- Was teammates at Gatineau with the Ducks other 2022 second round selection Tristan Luneau, selected 11 picks apart.
- Signed a three-year entry-level contract, July 19, 2023.

Season	Team	League	REGULAR SEASON						PLAYOFFS				
			GP	G	A	Pts.	PIM	+/-	GP	G	A	Pts.	PIM
2020-21	Gatineau	QMJHL	29	1	3	4	6	+2	4	0	1	1	0
2021-22	Gatineau	QMJHL	62	5	19	24	52	+17	7	0	1	1	4
2022-23	Gatineau	QMJHL	47	3	17	20	35	+21	-	-	-	-	-
2023-24	Victoriaville	QMJHL	50	6	7	13	35	+13	14	0	8	8	4
QMJHL Totals			188	15	46	61	128	+53	25	0	10	10	8




JAXSEN WIEBE

83

RIGHT WING | 6-1 | 206 LBS | SHOOTS: Right
Born: May 16, 2002 (22); Moose Jaw, Saskatchewan
Acquired: Signed as a free agent, March 2, 2023
Drafted: Not drafted

- Split his first professional season in 2023-24 between San Diego (AHL) and Tulsa (ECHL), combining for 8-3=11 points in 35 games. Made his professional debut with the Gulls, earning 4-1=5 points in 24 AHL games. Recorded 4-2=6 points with a +4 rating in 11 ECHL games with Tulsa. Also appeared in four Kelly Cup Playoff contests with the Oilers.
- In his fourth and final WHL season in 2022-23, set career-highs in points (14-25=39), goals and PIM (106) with a +13 rating in 45 games with Edmonton and Prince George. Earned 3-2=5 points in nine WHL playoff games with Prince George.
- In 2021-22, earned 10-26=36 points with a career-high +17 rating in 51 games with Edmonton, helping the Oil Kings reach the Memorial Cup after earning 2-6=8 points in 13 WHL playoff games. Co-led Edmonton in scoring with 3-1=4 points in three Memorial Cup games.
- Collected 33-62=95 points with a +21 rating in 169 career WHL games with Red Deer, Edmonton and Prince George.
- Signed a three-year entry-level contract, March 2, 2023.

			REGULAR SEASON						PLAYOFFS				
Season	Team	League	GP	G	A	Pts.	PIM	+/-	GP	G	A	Pts.	PIM
2019-20	Red Deer	WHL	52	8	9	17	72	-6	-	-	-	-	-
2020-21	Red Deer	WHL	21	1	2	3	26	-3	-	-	-	-	-
2021-22	Edmonton	WHL	51	10	26	36	95	+17	13	2	6	8	24
2022-23	Edmonton	WHL	6	3	1	4	32	0	-	-	-	-	-
2023-24	Prince George	WHL	39	11	24	35	74	+13	9	3	2	5	13
	San Diego	AHL	24	4	1	5	24	-1	-	-	-	-	-
	Tulsa	ECHL	11	4	2	6	13	+4	4	0	0	0	0
AHL Totals			24	4	1	5	24	-1	-	-	-	-	-
ECHL Totals			11	4	2	6	13	+4	4	0	0	0	0
WHL Totals			169	32	62	95	299	+21	22	5	8	13	37



ALEXANDRE BLAIS

70

CENTER | 5-10 | 175 LBS | SHOOTS: Left

Born: November 14, 2005 (18); Longueuil, Quebec

Drafted: By Anaheim in the fourth round (100th overall) of the 2024 NHL Draft

- Led Rimouski (QMJHL) in scoring (24-60=84) and assists in 68 games in 2023-24. Among QMJHL leaders, ranked second in assists, fourth in PPA (23), tied for fifth in PPP (5-23=28), sixth in points and ninth in points per game (1.24). Also tallied 1-5=6 points in five QMJHL Playoff games.
- Led all draft-eligible players from the QMJHL in points and assists in 2023-24, while his 60 assists rank tied for sixth among all QMJHL draft eligible players the last 15 seasons (since 2009-10), trailing only Alexis Lafreniere (77), Jordan Dumais (70), Jonathan Drouin (64), Samuel Girard (64), Jonathan Huberdeau (62).
- In 2022-23, earned 7-35=42 points with 20 PIM and a +5 rating in 64 games, leading Rimouski in assists and ranking fourth in points.

		REGULAR SEASON							PLAYOFFS				
Season	Team	League	GP	G	A	Pts.	PIM	+/-	GP	G	A	Pts.	PIM
2021-22	Rimouski	QMJHL	21	2	6	8	0	-3	7	1	2	3	0
2022-23	Rimouski	QMJHL	64	7	35	4	20	+5	9	2	4	6	0
2023-24	Rimouski	QMJHL	68	24	60	84	40	+4	5	1	5	6	2
QMJHL Totals			153	33	101	134	60	+6	21	4	11	15	2



AUSTIN BURNEVIK

81

CENTER | 6-4 | 201 LBS | SHOOTS: Left

Born: Jan. 3, 2005 (19); Ham Lake, Minnesota

Drafted: By Anaheim in the sixth round (182nd overall) of the 2024 NHL Draft

- Will represent St. Cloud State (NCHC) as a freshman in the 2024-25 season.
- In 2023-24, scored 40-31=71 points with a +21 rating in 61 USHL contests with Madison, leading the Capitals in points, goals and plus/minus. Among all USHL skaters, ranked second in goals and tied for seventh in points while being named to the All-USHL Third Team. He set Madison USHL single-season records in goals and points, topping prior records of 25 goals and 55 points.
- Added two goals in three 2024 USHL Playoff games.
- Skated in 43 games with the USNTDP U-18 team in 2022-23, earning 6-13=19 points and a +2 rating. Also earned 6-2=8 points in 18 outing with the USNTDP U-17 club in 2022-23 and 9-15=24 points in 2021-22 (52 games).

			REGULAR SEASON						PLAYOFFS				
Season	Team	League	GP	G	A	Pts.	PIM	+/-	GP	G	A	Pts.	PIM
2021-22	USNTDP U-17	U-17	52	9	15	24	20	-	-	-	-	-	-
2022-23	USNTDP U-17	U-17	18	6	2	8	2	-	-	-	-	-	-
	USNTDP U-18	U-18	43	6	13	19	10	+2	-	-	-	-	-
2023-24	Madison	USHL	61	40	31	71	24	+21	3	2	0	2	0
WHL Totals			61	40	31	71	24	+21	3	2	0	2	0



MICHAEL CALLOW86

RIGHT WING | 6-4 | 205 LBS | SHOOTS: Right
Born: January 15, 2004 (20); Boston, Massachusetts
Drafted: By Anaheim in the fifth round (154th overall) of the 2022 NHL Draft

- In his rookie season with Harvard in 2023-24, tallied 3-12=15 points in 32 games. Ranked tied for third among team leaders in assists, fourth in points and co-led the team with a +1 rating.
- Recorded 21-19=40 points in 61 games with Muskegon of the USHL as a rookie in 2022-23. Among team leaders, ranked second in goals and fourth in scoring and scored the fifth-most goals among USHL players selected in the 2022 NHL Draft.
- In his senior season at St. Sebastian’s School (Massachusetts High School) in 2021-22, scored 26-15=41 points in 25 contests. Ranked tied for seventh in the league in goals per game (1.04) while he led the club in goals and ranked second in points. Also appeared in one contest with the USNTDP U-18 team.

REGULAR SEASON										PLAYOFFS				
Season	Team	League	GP	G	A	Pts.	PIM	+/-		GP	G	A	Pts.	PIM
2019-20	St. Sebastian’s	USHS-MA	28	9	7	16	-	-		-	-	-	-	-
2020-21	St. Sebastian’s	USHS-MA	-	-	-	-	-	-		-	-	-	-	-
	USNTDP	U-17	3	0	0	0	4	-		-	-	-	-	-
2021-22	St. Sebastian’s	USHS-MA	25	26	15	41	-	-		-	-	-	-	-
	USNTDP	U-18	1	0	0	0	0	0		-	-	-	-	-
2022-23	Muskegon	USHL	61	21	19	40	20	-6		-	-	-	-	-
2023-24	Harvard	NCAA	32	3	12	15	0	1		-	-	-	-	-
NCAA Totals			32	3	12	15	0	1		-	-	-	-	-
USHL Totals			61	21	19	40	20	-6		-	-	-	-	-



WILL FRANCIS71

DEFENSEMAN | 6-5 | 216 LBS | SHOOTS: Right
Born: November 16, 2000 (23); St. Paul, Minnesota
Drafted: By Anaheim in the sixth round (163rd overall) of the 2019 NHL Draft

- Did not play for Minnesota-Duluth in 2023-24 after his second diagnosis with Acute Lymphoblastic Leukemia in August 2023. Was declared cancer free in January of 2024 and chose to redshirt for the remainder of the season, allowing him two more years of collegiate eligibility. Appeared in one exhibition game with Minnesota-Duluth in January vs. St. Thomas.
- In 2022-23, played 28 games in his first full NCAA season for Minnesota-Duluth (NCHC), earning one assist and 22 PIM.
- Did not play for Minnesota-Duluth in 2020-21 after being diagnosed with Acute Lymphoblastic Leukemia in March 2020. Appeared in five games as a freshman at Minnesota-Duluth (NCHC) in 2021-22 while continuing to undergo chemotherapy.
- Was limited to 10 games with Cedar Rapids (USHL) in 2019-20 due to a knee injury, scoring 1-3=4 points with 20 PIM.
- Played his first USHL season with Cedar Rapids in 2018-19, collecting 2-8=10 points with a +9 rating and a team-leading 131 PIM in 59 games. Ranked second among Cedar Rapids rookies in games and plus/minus.

REGULAR SEASON										PLAYOFFS				
Season	Team	League	GP	G	A	Pts.	PIM	+/-		GP	G	A	Pts.	PIM
2018-19	Cedar Rapids	USHL	59	2	8	10	131	+9		6	0	0	0	16
2019-20	Cedar Rapids	USHL	10	1	3	4	20	0		-	-	-	-	-
2020-21	Did not play													
2021-22	Minnesota-Duluth	NCHC	5	0	0	0	2	-2		-	-	-	-	-
2022-23	Minnesota-Duluth	NCHC	28	0	1	1	22	-1		-	-	-	-	-
2023-24	Minnesota-Duluth	NCHC	1	0	0	0	0	0		-	-	-	-	-
NCAA Totals			34	0	1	1	24	-3		-	-	-	-	-



KYLE KUKKONEN

84

CENTER | 5-10 | 180 LBS | SHOOTS: Right

Born: November 13, 2002 (21); Maple Grove, Minnesota

Drafted: By Anaheim in the sixth round (162nd overall) of the 2021 NHL Draft

- In his second season with Michigan Tech in 2023-24, recorded 1-11=12 points in 27 games, posting a new career-high in assists.
- In his freshman year with Michigan Tech (CCHA) in 2022-23, was named the CCHA Rookie of the Year after recording 18-9=27 points with a +1 rating in 39 games. He scored the most goals by a Huskies freshman since 1988 while he led CCHA freshmen in goals and all conference skaters in GWG (4).
- In his first USHL season with Madison in 2021-22, scored 22-31=53 points in 58 contests. Ranked second among team leaders in points and goals and third in assists. Also scored 1-4=5 points in 14 USHL Playoff games.
- In 2020-21, recorded 31-43=74 points with 16 PIM in 23 games with Maple Grove High School in Minnesota as the club's captain, leading all skaters in assists and ranking second in scoring among United States High School Minnesota League (USHS-MN) players.

			REGULAR SEASON						PLAYOFFS				
Season	Team	League	GP	G	A	Pts.	PIM	+/-	GP	G	A	Pts.	PIM
2018-19	Maple Grove	USHS-MN	24	18	29	47	12	-	3	6	0	6	0
	Madison	USHL	3	2	0	2	0	-1	-	-	-	-	-
2019-20	Maple Grove	USHS-MN	7	6	12	18	4	-	-	-	-	-	-
2020-21	Maple Grove	USHS-MN	23	31	43	74	16	0	-	-	-	-	-
	Minot	NAHL	19	9	7	16	10	-8	5	3	2	5	2
2021-22	Madison	USHL	58	22	31	53	40	-3	14	1	4	5	4
2022-23	Michigan Tech	CCHA	39	18	9	27	18	+1	-	-	-	-	-
2023-24	Michigan Tech	CCHA	27	1	11	12	18	-4	-	-	-	-	-
NCAA Totals			68	19	20	39	36	-3	-	-	-	-	-



MAXIM MASSE

56

RIGHT WING | 6-1 | 195 LBS | SHOOTS: Right

Born: April 7, 2006 (18); Rimouski; Quebec

Drafted: By Anaheim in the third round (66th overall) of the 2024 NHL Draft

- In 2023-24 with Chicoutimi (QMJHL), led the club in points (36-39=75) and goals in 67 contests. Among all QMJHL leaders, ranked tied for eighth in goals. Was named the 2023-24 Michael Bossy Trophy as the top professional prospect in the QMJHL.
- Added 3-3=6 points in eight QMJHL Playoff contests, co-leading the club in postseason goals and ranking third in scoring.
- Was named the CHL Rookie of the Year in 2022-23, registering 29-33=62 in 65 appearances. Scored the most goals and points by all rookies across the OHL, QMJHL and WHL. Was also named QMJHL Rookie of the Year and QMJHL Offensive Rookie of the Year.
- Helped Canada to gold medals at the 2024 U-18 World Championship (2-3=5 in 7 GP) and 2023 Hlinka Gretzky Cup (5-1=6 in 5 GP).

			REGULAR SEASON						PLAYOFFS				
Season	Team	League	GP	G	A	Pts.	PIM	+/-	GP	G	A	Pts.	PIM
2022-23	Chicoutimi	QMJHL	65	29	33	62	8	-3	5	0	1	1	2
2023-24	Chicoutimi	QMJHL	67	36	39	75	26	-4	8	3	3	6	6
QMJHL Totals			132	65	72	137	34	-7	13	3	4	7	8



IAN MOORE

74

DEFENSEMAN | 6-3 | 195 LBS | SHOOTS: Right
Born: January 4, 2002 (22); Concord, Massachusetts
Drafted: By Anaheim in the third round (67th overall) of the 2020 NHL Draft

- In his junior campaign with Harvard (ECAC) in 2023-24, recorded 3-5-8 points while serving as captain. Set a career-high in goals while ranking second among Crimson defensemen in scoring, goals and tied for second in assists.
- In 2022-23 as a sophomore season, tallied a career-high in points (1-18-19), assists and plus/minus (+20) in 34 games. Ranked second among Crimson blueliners in points, assists and co-led in plus/minus.
- As a freshman in 2021-22, notched 2-13-15 points with a +16 rating in 35 games. Was named to the ECAC Hockey All-Rookie Team, an All-Ivy League Honorable Mention and ECAC Hockey All-Tournament Team selection.
- Helped the Chicago Steel (USHL) to a Clark Cup championship in 2020-21. Scored 10-14=24 points with a +22 rating in 45 regular-season games. Had three assists with a +6 rating in eight USHL playoff contests. Among Chicago defensemen in 2020-21, led in PPG (5) and GWG (3), co-led in goals and ranked third in scoring and plus/minus. Ranked second in PPG, tied for second in GWG and was fourth in goals among all USHL defensemen.
- Was the first high school player selected in the 2020 NHL Draft. Led all New England Prep Hockey defensemen in 2019-20 with 12-34=46 points in 28 games for St. Marks School (Massachusetts High School). Was named to the USHS First Team All-New England after ranking second in points-per game (1.62) and tied for third in scoring among all USHS defensemen in the nation. Also appeared in one game for the U-18 U.S. National Team Development Program (USNTDP).
- Represented Team USA at the 2022 World Junior Championship, recording one assist with a +1 rating in five tournament games.

REGULAR SEASON										PLAYOFFS				
Season	Team	League	GP	G	A	Pts.	PIM	+/-		GP	G	A	Pts.	PIM
2017-18	St. Mark's School	USHS-MA	21	1	13	14	-	-	-	-	-	-	-	-
2018-19	St. Mark's School	USHS-MA	31	16	20	36	-	-	-	-	-	-	-	-
2019-20	St. Mark's School	USHS-MA	28	12	34	46	-	-	-	-	-	-	-	-
	USNTDP	U-18	1	0	0	0	0	-	-	-	-	-	-	-
2020-21	Chicago	USHL	45	10	14	24	16	+22	8	0	3	3	6	
2021-22	Harvard	ECAC	35	2	13	15	10	+16	-	-	-	-	-	-
2022-23	Harvard	ECAC	34	1	18	19	12	+20	-	-	-	-	-	-
2023-24	Harvard	ECAC	21	3	5	8	10	-6	-	-	-	-	-	-
NCAA Totals			90	6	36	42	32	+30	-	-	-	-	-	-



LUCAS PETTERSSON

52

CENTER | 6-0 | 180 LBS | SHOOTS: Left
Born: April 17, 2006 (18); Örnsköldsvik,, Sweden
Drafted: By Anaheim in the second round (35th overall) of the 2024 NHL Draft

- Made his SHL debut in 2023-24 with MoDo, appearing in five games. Spent the majority of the season with Modo Jr. in Sweden's junior league serving as an assistant captain. Scored 27-30=57 points in 44 games, ranking tied for third in goals and 10th in points among league leaders. Led MoDo Jr. in points, goals and assists.
- In 2022-23 with Modo Jr., posted 5-14=19 points in 29 games in his first season in Sweden's junior league.
- Helped Sweden to a bronze medal at the 2024 U-18 World Championship, co-leading his country in points (3-5=8) while serving as an alternate captain. Scored the game-winning goal in the bronze-medal game. Also represented Sweden at the 20023 Hlinka Gretzky Cup, scoring 2-2=4 points in four outings.
- His cousin, Linus Pettersson, plays professionally for Kristianstads IK in Sweden's second division (HockeyAllsvenskan).

REGULAR SEASON										PLAYOFFS				
Season	Team	League	GP	G	A	Pts.	PIM	+/-		GP	G	A	Pts.	PIM
2022-23	MoDo Jr.	Sweden Jr.	29	5	14	19	6	+5	-	-	-	-	-	-
2023-24	MoDo	SHL	5	0	0	0	0	-1	-	-	-	-	-	-
	MoDo Jr.	Sweden Jr.	44	27	30	57	40	+27	-	-	-	-	-	-
SHL Totals			5	0	0	0	0	-1	-	-	-	-	-	-
Sweden Jr. Totals			73	32	44	76	46	+32	-	-	-	-	-	-



VOJTECH PORT

89

DEFENSEMAN | 6-2 | 182 LBS | SHOOTS: Right

Born: August 3, 2005 (19); Jihlava, Czechia

Drafted: By Anaheim in the sixth round (161st overall) of the 2023 NHL Draft

- Split his second WHL season between Edmonton and Moose Jaw, combining for 4-11=15 points in 42 games.
- Helped Moose Jaw to the 2024 WHL championship and an appearance in the Memorial Cup. Recorded four assists in 20 WHL Playoff games, and added 1-1=2 points in four Memorial Cup contests.
- Split his first WHL season with Red Deer and Edmonton, combining for 4-13=17 points with 14 PIM in 48 games. Led Edmonton defensemen in points, goals, assists and PPP (1-7=8).
- In 2021-22, earned 2-3=5 points with a +8 rating in 21 games with Sparta Prague Jr. (Czechia junior league). Also recorded 3-20=23 points with a +21 rating and six PIM in 26 games with Sparta Prague's U-17 club from 2020-22.

REGULAR SEASON									PLAYOFFS				
Season	Team	League	GP	G	A	Pts.	PIM	+/-	GP	G	A	Pts.	PIM
2021-22	Sparta Prague Jr.	Czechia Jr.	21	2	3	5	4	+8	-	-	-	-	-
2022-23	Red Deer	WHL	2	0	0	0	2	0	-	-	-	-	-
	Edmonton	WHL	46	4	13	17	14	-21	-	-	-	-	-
2023-24	Edmonton	WHL	26	3	9	12	13	-19	-	-	-	-	-
	Moose Jaw	WHL	16	1	2	3	4	-1	20	0	4	4	10
WHL Totals			90	8	24	32	33	-41	20	0	4	4	10



ETHAN PROCYSZYN

58

CENTER | 6-2 | 182 LBS | SHOOTS: Right

Born: July 11, 2006 (18); Wasaga Beach, Ontario

Drafted: By Anaheim in the third round (68th overall) of the 2024 NHL Draft

- In his second OHL season with North Bay, scored 15-21=36 points with a +2 rating in 62 contests.
- Helped North Bay to the 2024 Eastern Conference Final, tallying 2-4=6 points in 16 playoff games.
- In 2022-23, was named the Battalion's Rookie of the Year, recording 5-13=18 points with a +9 rating in 62 regular-season games. Also added 1-1=2 points in 12 OHL Playoff outings.
- Helped Canada to a silver medal at the 2023 U-17 World Hockey Challenge, scoring 3-1=4 points in seven tournament games. Was teammates with Ducks 2024 draft pick Tarin Smith.
- Played competitive baseball and soccer, and was named 2024 Athlete of the Year in Wasaga Beach, Ontario.

REGULAR SEASON									PLAYOFFS				
Season	Team	League	GP	G	A	Pts.	PIM	+/-	GP	G	A	Pts.	PIM
2022-23	North Bay	OHL	62	5	13	18	26	+9	12	1	1	2	4
2023-24	North Bay	OHL	62	15	21	36	67	+2	16	2	4	6	14
OHL Totals			124	20	34	54	93	+11	28	3	5	8	18



KONNOR SMITH63

DEFENSEMAN | 6-6 | 215 LBS | SHOOTS: Left
Born: November 6, 2004 (19); Windsor, Ontario
Drafted: By Anaheim in the fourth round (97th overall) of the 2023 NHL Draft

- Split his fourth OHL season between Peterborough and Owen Sound in 2023-24, combining for 9-8=17 points and 74 PIM in 62 games. Established career-highs in goals, points and PIM, while co-leading Owen Sound defensemen in goals. Also scored one goal in four OHL Playoff contests.
- Made his professional debut with San Diego (AHL) following his 2023-24 OHL campaign, making six appearances. Scored his first professional goal in his AHL debut, April 6, 2024 vs. Tucson.
- Helped Peterborough to an OHL championship in 2022-23 in his second OHL season. Appeared in a career-high 65 regular-season games, posting 3-12=15 points with a +12 rating and 68 PIM. Also earned two assists in 23 OHL Playoff games. Also earned one assist (0-1=1) in five Memorial Cup contests.
- As a rookie in 2021-22, recorded 4-8=12 points in 52 games in addition to earning two assists in four OHL Playoff contests.

			REGULAR SEASON						PLAYOFFS					
Season	Team	League	GP	G	A	Pts.	PIM	+/-	GP	G	A	Pts.	PIM	
2021-22	Peterborough	OHL	52	4	8	12	53	-5	4	0	2	2	0	
2022-23	Peterborough	OHL	65	3	12	15	68	12	23	0	2	2	10	
2023-24	Peterborough	OHL	28	7	1	8	43	-7	-	-	-	-	-	
	Owen Sound	OHL	34	2	7	9	31	-14	4	1	0	1	4	
	San Diego	AHL	6	1	0	1	10	-6	-	-	-	-	-	
AHL Totals			6	1	0	1	10	-6	-	-	-	-	-	
OHL Totals			179	16	28	44	195	-14	31	1	4	5	14	




TARIN SMITH65

DEFENSEMAN | 6-1 | 189 LBS | SHOOTS: Left
Born: March 24, 2006 (18); Porcupine Plain, Saskatchewan
Drafted: By Anaheim in the third round (79th overall) of the 2024 NHL Draft

- Led all WHL rookie defensemen in scoring in 2023-24 with 8-36=44 points and a +26 rating in 67 games with Everett (WHL). Was named to the CHL All-Rookie Team while leading Everett defensemen in points.
- Also added 1-4=5 points with a +5 rating in eight WHL Playoff games, leading Everett in plus/minus and club blueliners in assists.
- Led 2024 NHL Draft eligible defensemen from the WHL in plus/minus and ranked second in points and assists. Also paced all 2024 draft eligible WHL blueliners in playoff points, assists and plus/minus.
- Made his WHL debut with the Silvertips as a 15-year-old in 2021-22, appearing in three regular-season contests and one WHL Playoff game. Missed the majority of the 2022-23 WHL season due to injury, scoring one goal (1-0=1) in eight games.
- Heled Team Canada Red to a silver medal at the 2022 World Under-17 Hockey Challenge, posting 1-1=2 points while teammates with Ducks 2024 draft selection Ethan Procyshyn.
- Was roommates with Ducks defenseman Olen Zellweger in Everett in 2022-23 at a billet family.

			REGULAR SEASON						PLAYOFFS					
Season	Team	League	GP	G	A	Pts.	PIM	+/-	GP	G	A	Pts.	PIM	
2021-22	Everett	WHL	3	0	0	0	6	+1	1	0	0	0	0	
2022-23	Everett	WHL	8	1	0	1	2	-3	-	-	-	-	-	
2023-24	Everett	WHL	67	8	36	44	66	+26	8	1	4	5	10	
WHL Totals			78	9	36	45	74	+24	9	1	4	5	10	



CAREY TERRANCE

54


CENTER | 6-0 | 187 LBS | SHOOTS: Left

Born: May 10, 2004 (19); Akwesasne, New York

Drafted: By Anaheim in the second round (59th overall) of the 2023 NHL Draft

- In his third OHL season with Erie in 2023-24, earned 29-23-52 points with a +5 rating in 56 games, establishing new career-highs in scoring and assists. Among OHL leaders, ranked tied for third in SHG (5) while he led the Otters in goals and SHG, and ranked fourth in points. Added 2-2=4 points in six OHL Playoff contests.
- In 2022-23 with the Otters, collected 30-17=47 points with 22 PIM in 67 games. Led all Erie skaters in goals and co-led the team in points while serving as an alternate captain. Ranked tied for third in goals among 2023 draft-eligible players in the OHL.
- Has earned 69-54=123 points with 67 PIM in 185 career OHL games.
- Helped Team USA win gold medal at the 2024 World Junior Championship and 2023 U-18 World Championship (2-4=6 points in seven tournament games). Scored the game-tying goal in the third period of the 2023 U-18 championship game vs. Sweden, a 3-2 U.S. win in OT. Was one of only two players on the U.S. roster who weren't USNTDP members in 2022-23. Also represented Team USA at the 2022 Hlinka Gretzky Cup and 2021 U-17 Five Nations Tournament.
- Is a member of the Mohawk Nation at Akwesasne (community of approximately 12,000 people), which encompasses parts of New York, Ontario and Quebec. Is the ninth Mohawk Nation skater drafted by an NHL team (second by Anaheim, also Brandon Montour in 2014).

Season	Team	League	REGULAR SEASON						PLAYOFFS				
			GP	G	A	Pts.	PIM	+/-	GP	G	A	Pts.	PIM
2021-22	Erie	OHL	62	10	14	24	20	-16	-	-	-	-	-
2022-23	Erie	OHL	67	30	17	47	22	-38	-	-	-	-	-
2023-24	Erie	OHL	56	29	23	52	25	+5	6	2	2	4	4
OHL Totals			185	69	54	123	67	-49	6	2	2	4	4



DARELS ULJANSKIS

88

DEFENSEMAN | 6-2 | 194 LBS | SHOOTS: Left

Born: Aug. 25, 2006 (18); Riga, Latvia

Drafted: By Anaheim in the seventh round (214th overall) of the 2024 NHL Draft

- Led all Swedish junior league defensemen in goals (11) in 2023-24, scoring 11-18=29 points with a +1 rating in 45 games with AIK Jr.
- In 2022-23, recorded the most points (2-12=14) and assists by a defenseman in Sweden's U-18 league with AIK's U-18 club.
- Represented Latvia at the 2024 World Junior Championship where he was named a top three player on the team in the tournament. Also appeared in back-to-back U-18 World Championships in 2023 and 2024.
- Became the first Latvian player drafted by Anaheim and first Latvian defenseman drafted since 2015

Season	Team	League	REGULAR SEASON						PLAYOFFS				
			GP	G	A	Pts.	PIM	+/-	GP	G	A	Pts.	PIM
2022-23	AIK Jr.	Sweden Jr.	4	3	0	3	2	+1	1	0	0	0	0
	AIK U-18	Sweden U-18	18	2	12	14	10	+6	6	2	4	6	0
2023-24	AIK Jr.	Sweden Jr.	45	11	18	29	20	+1	2	2	1	3	2
	AIK U-18	Sweden U-18	18	4	3	0	3	6	-3	-	-	-	-
Sweden Jr. Totals			49	14	18	32	22	+2	3	2	1	3	2
Sweden U-18 Totals			22	5	12	17	16	+3	6	2	4	6	0

SAN DIEGO GULLS



FRONT OFFICE

7676 Hazard Center Drive,
Suite 1075
San Diego, CA 92108
Phone: (619) 359-4700
Fax: (619) 359-4701
SanDiegoGulls.com

ARENA

Pechanga Arena San Diego
3500 Sports Arena Blvd
San Diego, CA 92110
(619) 224-4171
Capacity: 12,920

PRACTICE FACILITY

THE RINKS - Poway ICE
12455 Kerran Street, #100
Poway, CA 92064
(619) 956-0045
The-Rinks.com



Aaron Teats.....	Chief Executive Officer	Olivia Bryant.....	Coordinator, Digital Marketing
Rick Paterson.....	General Manager	Nelson Alexandre.....	Manager, Marketing
Matt Savant.....	President, Business Operations	Mae Rossiter.....	Event Coordinator
Bob Ferguson.....	Assistant General Manager & ECHL Scout	Chelsea Kukura.....	Manager, Merchandise
Jillian Reddin.....	Director, Hockey Operations	Dave DesRochers.....	Sr. Manager, Game Operations
Brooke Haro.....	Executive Assistant	Sierra Huerta.....	Coordinator, Entertainment
Matt McIvane.....	Head Coach	Max Collins.....	Graphic Designer
Kris Sparre.....	Assistant Coach	Greg Zweig.....	Sr. Director of Corporate Partnerships
Dave Barr.....	Assistant Coach	Derek Dawson.....	Sr. Manager, Corporate Sales
Jeff Glass.....	Goaltending Coach	Kyle O'Rourke.....	Manager, Corporate Partnerships Activation
Lucas Hurtt.....	Video Coordinator	Gabriella Garcia.....	Manager, Corporate Partnerships
Bret Hedicani.....	Player Development Analyst	Kyle Gray.....	Controller
Steve Trachtenberg.....	Manager, Team Services	Nate Beasley.....	Sr. Director of Ticket Sales
Jason McGee.....	Assistant Athletic Trainer	Jesse Correia.....	Sr. Manager, Ticket Sales
Haley Cruz.....	Assistant Athletic Trainer	Stephen Geary.....	Manager, Business Intelligence
Andrew Smith.....	Physical Therapist	Lauren Laundroche.....	Coordinator, Business Intelligence
Joey Guilmet.....	Head Equipment Manager	Nick Sciarra.....	Manager, Sales & Service
Jordan Davis.....	Head Strength & Conditioning Coach	Jared Rebensdorf.....	Account Service Executive
Michael Sullivan.....	Assistant Strength & Conditioning Coach	Ryan Son.....	Account Service Executive
Adam Rusiewicz.....	Director of Data & Recovery/Sports Science	Jacob Ramirez.....	Account Service Executive
Austin Rush.....	Director of Communications & Broadcasting	Caleb Posner.....	Account Executive, Season Ticket Sales
Nick Aguilera.....	Media & Communications Specialist	London Peters.....	Account Executive, Season Ticket Sales
Aaron Cooney.....	Broadcaster & Digital Content Producer	Bill Foltz Jr.....	Manager, Group Sales
B.J. MacPherson.....	Color Analyst	Steven Somera.....	Sr. Account Executive, Group Sales
Haley Meyer.....	Director of Community Relations	Michael Nutting.....	Account Executive, Group Sales
Cesar Perez.....	Manager, Community Relations	Cole Bertsche.....	Account Executive, Group Sales
Myranda Borque.....	Assistant, Community Relations	Lauren Reinsberg.....	Account Executive, Group Sales
Ryan Johnson.....	Sr. Director of Marketing	Ross Haukos.....	Inside Sales Representative
Brett Pickler.....	Manager, Digital Marketing		

SAN DIEGO GULLS HISTORY

On Jan. 29, 2015, the Anaheim Ducks announced that the National Hockey League (NHL) club would purchase the Norfolk Admirals American Hockey League (AHL) franchise and relocate it from Norfolk, Va., to San Diego. The Ducks joined affiliates from the Los Angeles Kings (Ontario, Calif.), San Jose Sharks (San Jose, Calif.), Calgary Flames (Stockton, Calif.) and Edmonton Oilers (Bakersfield, Calif.) in the newly created AHL Pacific Division.

The official logo and team colors of blue, orange and black were unveiled at a free event Feb. 22, 2015. More than 8,500 eager hockey fans waited in a line, wrapping around Pechanga Arena San Diego for the opportunity to be a part of hockey's return to San Diego. Dallas Eakins was named the first Head Coach of the Gulls June 26, 2015.

In eight AHL seasons, San Diego owns an all-time record of 258-213-28-14, including 137-98-15-6 at home and 121-115-13-8 on the road to rank second in the Pacific Division in all-time wins and tied for third in all-time points (558) since the division's inception in 2015-16. The Gulls are one of two teams in the Pacific Division to finish among the top four teams in the division in five of the division's eight AHL seasons.

The Gulls have made the playoffs in five of their seven seasons that the AHL has hosted a postseason (2020 Calder Cup Playoffs were canceled due to COVID-19 pandemic, 2021 Pacific Division was the only AHL division to host a postseason during the COVID-19 pandemic return to play season). The Gulls are the lone Pacific Division club to advance to the Division Finals on three occasions (2016, 2017 and 2019). San Diego (three times), Toronto (four times), Charlotte (three times), Chicago (three times) and Hershey (three times) are the only AHL clubs to advance to the Division Finals three or more times since the inception of the current division format in 2015.

The San Diego Gulls took the ice Oct. 10, 2015 to open their inaugural AHL season in front of a sellout crowd of 12,920 at Pechanga Arena San Diego. Nick Ritchie, selected by Anaheim in the first round (10th overall) of the 2014 NHL Draft, scored the first

AHL goal in Gulls history en route to a 4-2 victory over the Grand Rapids Griffins.

San Diego concluded the inaugural 2015-16 season with a 39-23-4-2 record, earning second place in the Pacific Division. The Gulls made their first appearance in the Calder Cup Playoffs Apr. 21, 2016 at the Texas Stars and won their first-ever playoff series vs. Texas (3-1). The Gulls advanced to the Pacific Division Finals, eventually falling to the Ontario Reign in five games (4-1). In the inaugural season, San Diego ranked second among league leaders in average attendance (8,675), bringing nearly 300,000 fans to watch Gulls hockey at Pechanga Arena San Diego.

Following the 2016-17 season which saw the Gulls advance to the Pacific Division Finals after a 43-20-3-2 record in the regular season, San Diego was recognized as winners of the President's Award as the AHL Team of the Year, given to an AHL organization for overall excellence as voted on by all AHL team presidents. One of the highlights of 2016-17 was the introduction of Gulls hockey to the masses, as the club televised its first AHL game Feb. 12, 2017 (a 4-0 win vs. Bakersfield), the highest level of San Diego hockey broadcast in the region on FOX 5 San Diego. The televised game was also the first TV broadcast by a club in the newly created AHL Pacific Division.

San Diego finished its 2017-18 season with a 36-28-3-1 record and 76 points, tied for fourth in the Pacific Division. Off the ice, the Gulls led the AHL in attendance in 2017-18 (9,305 avg.), setting new club marks for a third consecutive season in average and overall attendance (316,368), in addition to a franchise record six sell-outs. San Diego became the first team in 12 seasons to usurp the Hershey Bears atop the league's attendance charts. For a third consecutive season, San Diego was named the AHL's ticket sales department of the year.

In 2018-19, San Diego led the AHL in attendance for the second straight season (9,021 avg. per game). The 2019 postseason saw the Gulls advance to the Western Conference Finals for the first time in club history after eliminating the top seed in the Western Conference (Bakersfield) in six games. The Gulls also defeated San Jose in four games (3-1) in the First Round.

On July 15, 2019, Kevin Dineen was named the second Head Coach in Gulls franchise history after Eakins was named the 10th head coach in Anaheim Ducks history June 17, 2019. The Gulls completed their fifth season in the AHL's Pacific Division with a 30-19-6-2 record in 57 games, with the May 11 cancellation of the 2019-20 regular season and 2020 Calder Cup Playoffs due to the COVID-19 outbreak.

San Diego spent its 2020-21 season based out of Irvine, Calif. at Great Park Ice and FivePoint Arena due to the COVID-19 pandemic during a season that restricted the AHL to interdivision play during the shortened season. The Gulls earned a berth into the Pacific Division Playoffs, the only division in the AHL to hold a postseason format to determine a division champion. Gulls right wing Andrew Poturalski won the John B. Sollenberger trophy as the American Hockey League's top point-getter (9-34=43) in 2020-21, becoming the first player in San Diego Gulls history to win an AHL season award and the first Anaheim Ducks prospect to win the AHL scoring title.

On July 9, 2021, Joel Bouchard was named the third Head Coach in Gulls franchise history. The Gulls concluded their 2021-22 season earning their fifth appearance in the AHL postseason. The season also brought the return of hockey to Pechanga Arena San Diego following the COVID-19 pandemic shortened season the previous year. San Diego ranked fourth in AHL attendance and second in the Western Conference (6,992 avg. per game) in the league's return to full capacity arenas.

On May 3, 2022, the Anaheim Ducks named Rob DiMaio Assistant General Manager in addition to his role as General Manager of the San Diego Gulls. On July 12, 2022, DiMaio introduced Roy Sommer as the fourth Head Coach in Gulls franchise history. Sommer joined the Gulls as the AHL's all-time leader in wins (808) and games coached (1,736) after spending the prior 26 consecutive seasons as a coach in the San Jose Sharks organization. In the 2022-23 season, the Gulls missed the Calder Cup Playoffs for the first time since the 2017-18 campaign.

On April 25, 2023, the Anaheim Ducks named Matt McIlvane as the fifth Head Coach in franchise history. McIlvane joins the organization following a successful stint in Europe, winning five league championships as a head coach and assistant coach in the last 10 seasons. He joined San Diego after serving as head coach of EC Red Bull Salzburg of the ICE Hockey League (International Central European Hockey League), the top-tier league in Austria, featuring additional teams from Hungary, Italy, and Slovenia, from 2019-23. McIlvane led Salzburg to back-to-back league championship in 2021-22 and 2022-23.

On May 14, 2024, the Anaheim Ducks promoted Rick Paterson to General Manager of the San Diego Gulls. Paterson completed his 20th season with the Ducks last season, his second as Director of Professional Scouting. He served as the Director of Player Personnel from 2009-20 and was also the Director of Professional Scouting for two other stints with Anaheim (2005-09 and 2020-21). Paterson has over 40 years of experience as a player, coach and scout, and has won the Stanley Cup four times. Along with his Stanley Cup championship with the Ducks in 2007, he won titles with Tampa Bay (2004) and Pittsburgh (1991 and 1992).



Rick Paterson

General Manager, San Diego Gulls

Rick Paterson is in his first season as General Manager of the San Diego Gulls, Anaheim's primary development affiliate in the American Hockey League (AHL). The 2023-24 season also marks Paterson's 21st season with the Ducks organization.

Paterson spent the previous two seasons as Director of Professional Scouting with the club and has over 40 years of experience as a player, coach and scout, and has won the Stanley Cup four times. Along with his Stanley Cup championship with the Ducks in 2007, he won the title with Tampa Bay (2004) and Pittsburgh (1991 & 1992).

Prior to joining the Ducks, Paterson spent seven years with the Tampa Bay Lightning, winning the Stanley Cup in 2004 as the club's Chief Professional Scout. He was inducted into the Kingston & District Sports Hall of Fame (Ontario) on May 4, 2012.

As a player, Paterson spent 10 years in the Chicago Blackhawks organization from 1978-1988. He was drafted by the club in the third round (46th overall) of the 1978 NHL Entry Draft. He appeared in 430 NHL games, scoring 50-43=93 points. Paterson also appeared in the Stanley Cup Playoffs eight times with Chicago, scoring 7-10=17 points in 63 games. Primarily known as a defensive specialist and top penalty killer, Paterson set a Blackhawks record for the fastest two shorthanded goals when he scored twice in 2:30 against Winnipeg Jan. 16, 1985.

At age 15, Paterson was considered one of the top hockey players in Ontario. He played with the Cornwall Royals of the Quebec Major Junior Hockey League from 1973-78, scoring 128-237=365 points in 342 games. In his final year in Cornwall (1977-78), he exploded with 58-80=138 points in 71 games. Paterson was inducted into the club's Hall of Fame in 2002. In addition, he won the Bronze Medal at the 1978 World Junior Championships with Team Canada.

After retiring from the NHL as a player, Paterson joined the Pittsburgh Penguins as an Assistant Coach from 1988-93, winning the Stanley Cup in 1991 and 1992. He coached the Penguins' International Hockey League affiliate in Cleveland from 1993-97 and joined the Tampa Bay Lightning as Assistant Coach in 1997-98. Paterson remained in that role until being named a Professional Scout prior to the start of the 1999-00 season.



Bob Ferguson

Assistant General Manager

Bob Ferguson enters his 17th season with the Anaheim Ducks organization and 10th in the

San Diego Gulls Hockey Operations department. Ferguson is a hockey lifer, having been involved in either professional or amateur hockey for the past 44 years, either as a player, coach or member of a front office.

In his nine prior seasons with the Gulls, Ferguson served as General Manager from 2015-21. He has helped San Diego to a 258-213-28-14 record in nine seasons, second in the Pacific Division in all-time wins and tied for third in all-time points (558) since the division's inception in 2015-16.

Under Ferguson, San Diego reached the Western Conference Finals for the first time in 2019, following a regular season that saw the club earn a 36-24-5-3 record for 80 points and third in the Pacific Division. The 2016-17 club went 43-20-3-2 for 91 points, second in the Western Conference and third in the AHL, while defeating Ontario in the first round of the postseason before falling in the Pacific Division Finals to San Jose (five games).

The Gulls were named winners of the 2016-17 President's Award as the AHL Team of the Year, given to an AHL organization for overall excellence as voted on by AHL team presidents. In the club's inaugural season in 2015-16, the team finished with a 39-23-4-2 record for 84 points, earning second place in the Pacific Division and the club's first berth in the Calder Cup Playoffs. Under Ferguson's guidance, San Diego won its first-ever playoff series over the Texas Stars, 3-1, prior to falling to Ontario in the second round (five games).

Ferguson was the Assistant General Manager of the Norfolk Admirals for the previous three seasons (2012-15) and prior to that manned the same position for the Ducks' prior AHL affiliates, the Syracuse Crunch (2010-12) and Iowa Chops (2008-09). He also spent one season as a college/amateur scout for the Ducks in 2009-10.

Before joining the Ducks organization, Ferguson spent 26 seasons on the bench as a head coach in the professional and junior ranks. He had head coaching stints with Augusta (ECHL, 2005-08), Florida (ECHL, 1998-2001) and Indianapolis (IHL, 1995-98). In his nine seasons as a professional head coach, Ferguson's teams never missed the playoffs. He is a two-time John Brophy Award winner as ECHL Coach of the Year, winning the honor in consecutive seasons with the Florida Everblades in 1998-99 and 1999-2000.

A native of Kingston, Ontario, Ferguson's illustrious 17-year career as a head coach in the United States Hockey League (USHL) with Sioux City (1981-90) and Des Moines (1990-95, 2001-04) garnered 517 career wins, the third-most in league history. Ferguson guided Sioux City to a pair of Clark Cup championships and won three Clark Cups with Des Moines. He is a three-time Gold Cup winner (U.S. Junior 'A' National Champion), five-time USHL Coach of the Year and five-time USHL General Manager of the Year.

Bob and his wife, Lisa, have two children: Brett and Kaylee. Brett and his wife, Amanda, have the family's three grandchildren: Caleb, Aidan and Reid. The family resides in San Diego.



Jillian Reddin

Director, Hockey Operations

Jillian Reddin, daughter of Susan and Henry Samuelli, enters her 16th season with the Anaheim Ducks organization, her 10th with the San Diego Gulls. Primarily responsible for player contracts, transactions, immigration, travel and the Collective Bargaining Agreement, Reddin regularly coordinates with the Anaheim Ducks Hockey Operations department. She is also an Alternate Governor for the AHL Board of Governors.

Reddin previously spent three seasons in the same role with the Norfolk Admirals (2012-14) and two with the Syracuse Crunch (2010-12). Prior to her stint with Anaheim's AHL affiliates, Reddin spent a year in the Ducks front office.

A native of Newport Beach, Calif., Reddin received a degree in Merchandise Marketing from the Fashion Institute of Design & Merchandising (Los Angeles).

Jillian and her husband, Colin, reside with their son in Encinitas.



Matt McIlvane

Head Coach, San Diego Gulls

Matt McIlvane enters his second season as head coach of the San Diego Gulls. Named to his current position on April 25, 2023, he became the fifth head coach in Gulls AHL history. In his first season as an AHL head coach with San Diego, the club went 26-35-11 for 63 points.

Prior to joining the Anaheim Ducks organization, McIlvane won five league championships as a head coach and assistant coach in Europe in his 10 seasons from 2013-23. He previously served as head coach of EC Red Bull Salzburg of the ICE Hockey League (International Central European Hockey League) from 2019-23, the top-tier league in Austria, featuring additional teams from Hungary, Italy, and Slovenia. McIlvane led Salzburg to back-to-back league championship in 2021-22 and 2022-23, and he also won an ICE Hockey League title as assistant coach with Salzburg in 2013-14. He was the youngest head coach in Salzburg's history when he was hired at age 33 in 2019, leading the club to a 94-42-22-19 record in his four seasons (.650%) and a 31-8 mark in the postseason (.795%).

Prior to his role with Salzburg, McIlvane spent five seasons with EHC Red Bull München in Germany's Deutsche Eishockey Liga (DEL) from 2014-18, serving as associate coach in 2018-19 and assistant coach the prior four seasons. McIlvane helped München to three straight championships in 2016, 2017 and 2018, tied for the longest championship streak in DEL history. He began his coaching career as an assistant coach with the Orlando Solar Bears (ECHL) in 2012-13 and the Danville Dashers of the Federal Prospects Hockey League as General Manager and head coach (2011-12).

The Naperville, Ill. native helped Germany to a silver medal at the 2018 Winter Olympics in Pyeongchang as an assistant coach, the country's first-ever Olympic silver medal in hockey and third medal overall (two prior bronze). He also served as an assistant coach for Germany at the 2021 World Championship.

McIlvane played four seasons as a professional from 2008-12, with his career cut short due to injury. Selected by Ottawa in the eighth round (251st overall) of the 2004 NHL Draft, he appeared in 12 career AHL games with Peoria (2010-11) and Binghamton (2008), earning 1-3=4 points. He appeared in 14 DEL contests with Eisbaren Berlin in 2008-09, recording 1-3=4 points in 14 games. He also scored 11-13=24 points in 62 IHL games with Bloomington in 2009-10 and appeared in two games with Cincinnati (ECHL) in 2011-12. Prior to his professional career, he spent four years at Ohio State University (Big Ten), collecting 15-37=52 points in 156 games from 2004-08, serving as captain his senior season in 2007-08.

HEAD COACHING RECORD

YEAR	TEAM	LEAGUE	REGULAR SEASON							PLAYOFFS			
			GP	W	L	T	OTL	PTS	PCT	GP	W	L	PCT
2019-20	EC Salzburg	EBEL	40	22	7	6	5	83	.692	3	2	1	.667
2020-21	EC Salzburg	ICEHL	40	19	13	3	5	68	.567	8	5	3	.625
2021-22	EC Salzburg	ICEHL	49	24	10	9	6	96	.653	12	12	0	1.000
2022-23	EC Salzburg	ICEHL	48	29	12	4	3	98	.681	16	12	4	.750
2023-24	San Diego	AHL	72	26	35	-	10	63	0.438	-	-	-	-
AHL Totals			72	26	35	-	10	63	0.438	-	-	-	-
ICEHL Totals			177	94	42	22	19	345	.650	39	31	8	.795



Dave Barr

Assistant Coach

Dave Barr is in his first season as Assistant Coach for the San Diego Gulls. Barr spent 2023-24 as Assistant Coach for the Chicago Wolves. Prior to joining Chicago, he served as Head Coach for the Vienna Capitals of the ICEHL from 2021-23, Austria's top professional league, leading Vienna to a combined 45-34-12 record in two seasons. Barr also helped Team Canada to gold as Head Coach at the 2021 U-18 World Championship, a team that included former Gulls and current Anaheim Ducks Mason McTavish and Olen Zellweger.

Barr spent parts of 11 seasons as an Assistant Coach in the National Hockey League (NHL) from 2008-20 with Colorado, Minnesota, New Jersey, Buffalo and San Jose, as well as one season as an Associate Coach for the Florida Panthers in 2016-17. He helped the Devils reach the Stanley Cup Final in 2012, and helped guide the Sharks to back-to-back playoff appearances in 2018 & 2019.

Barr began his coaching career in the International Hockey League in 1995, serving as a Player-Assistant Coach for the Orlando Solar Bears from 1995-97 before joining the Houston Aeros as an Assistant Coach from 1997-00. He served as Head Coach and Director of Hockey Operations for one season in 2000-01 before being named the General Manager of the Aeros after the team joined AHL in 2001, leading them to a Calder Cup in the 2002-03 season.

A Toronto, Ontario native, Barr was the Head Coach of the Guelph Storm of the Ontario Hockey League (OHL) from 2004-2008, as well as General Manager from 2003-08. Under his guidance, Guelph won the OHL Championship in 2004 and made the OHL playoffs five straight seasons. He was named the OHL Coach of the Year in 2005-06 after leading the Storm to a 40-24-4 record. In Guelph, he oversaw the development of numerous future NHL players, including Drew Doughty, Ryan Callahan, Dan Girardi and Ben Chiarot.

Prior to his coaching career, Barr had a 13-year NHL career from 1981-94 with Boston, New York Rangers, St. Louis, Hartford, Detroit, New Jersey and Dallas, posting 128-204-332 points with a +84 rating and 520 penalty minutes (PIM) in 614 career games. He skated in 71 career Stanley Cup Playoff games and recorded 12-10-22 points and 70 PIM. Barr also appeared in 158 career AHL games with Erie, Baltimore, Adirondack and Utica, earning 46-113-159 points and 120 PIM.



Kris Sparre

Assistant Coach

Kris Sparre is in his third season as Assistant Coach for the San Diego Gulls. He joined the organization after serving as associate coach for the Flint Firebirds (OHL) in 2021-22, helping the club to a franchise best 42-21-1-4 record and their first Western Conference Finals appearance.

Prior to his time in Flint, Sparre was an assistant coach for Salzburg of the Champions Hockey League (ICEHL) from 2019-21, assisting the club to a 43-23-11 record and a berth in the ICEHL semifinals in 2021 while serving on the staff with current Gulls head coach Matt McIlvane. He began his coaching career as an assistant coach for the OHL's Niagara IceDogs from 2016-19, helping guide the club to postseason appearances in each of his three seasons behind the bench.

A native of Mississauga, Ontario, Sparre played nine professional seasons from 2008-16. He earned 32-43-75 points and 187 PIM in 257 DEL games with Iserlohn, Ingolstadt, Berlin and Dusseldorfer. He also appeared in 65 ECHL games with Idaho and Columbia, collecting 17-22-39 points.



Jeff Glass

Goaltending Coach

Jeff Glass enters his third season as Goaltending Coach with the San Diego Gulls. Glass joined the organization in 2022 after a 17-year professional goaltending career, concluding with a two-year stint with the Gulls.

Glass appeared in 15 NHL contests with the Chicago Blackhawks in 2017-18, going 3-7-3 with a .898 save percentage (SV%) and a 3.36 goals-against average (GAA). He spent parts of nine seasons in the AHL, posting a 78-98-13 record with a 3.26 GAA, .900 SV% and six shutouts in 218 career AHL games with San Diego (2018-19 & 2020-22), Toronto Marlies (2016-17 and 2018-19), Rockford IceHogs (2016-17 & 2017-18) and Binghamton Senators (2005-09).

A native of Calgary, Alberta, Glass also earned a 6-4 record with a 2.43 GAA and .912 SV% in 11 Calder Cup Playoff games with San Diego. During the 2019 Calder Cup Playoffs, Glass stopped a club record 51-of-53 shots to win the longest game in Gulls playoff history and fifth longest in AHL history, Game 1 of the Pacific Division Finals, May 3, 2019 at Bakersfield.

Selected by Ottawa in the third round (89th overall) of the 2004 NHL Draft, Glass spent seven seasons in the KHL with Barys Astana (Kazakhstan), Sibir Novosibirsk (Russia), Spartak Moskva (Russia), CSKA Moskva (Russia), Lada Togliatti (Russia) and Dinamo Minsk (Belarus). He posted a went 81-87-30 with 16 shutouts a 2.64 GAA .916 SV% in 218 career KHL games.



Lucas Hurtt

Video Coordinator

Lucas Hurtt enters his third season as Video Coordinator with the San Diego Gulls. Hurtt joined the organization prior to the 2022-23 campaign after serving as Assistant Video Coach for the New Jersey Devils for two seasons from 2020-22.

A native of Niagara Falls, N.Y., Hurtt served in various hockey operations roles with Boston College men's ice hockey (Hockey East) from 2015-20 and helped the Eagles to Hockey East regular season championships in 2018 and 2020. He earned a bachelor's degree in Political Science and English, in addition to a master's degree in Sports Administration, from Boston College.

2023-24 SAN DIEGO STATISTICS

POS.	NO.	PLAYER	GP	G	A	P	+/-	PIM	PP	SH	GW	S	S%
26	C	Andrew Agozzino	72	26	38	64	4	44	24	0	4	182	14.3
21	C	Glenn Gawdin	70	22	23	55	-11	53	22	2	3	174	12.6
19	LW	Chase De Leo	52	15	33	48	-11	16	21	0	2	116	12.9
44	D	Trevor Carrick	72	9	35	44	-9	64	11	0	1	166	5.4
13	C	*Nikita nesterenko	70	16	21	37	+6	38	7	0	0	123	13.0
3	D	*Olen Zellweger	44	12	25	37	-1	16	19	0	1	129	9.3
12	LW	Pavol Regenda	54	19	15	34	2	57	10	2	2	135	14.1
14	C	*Ben King	61	15	15	30	-5	20	9	0	1	81	18.5
28	RW	*Judd Caulfield	61	10	16	26	1	20	1	2	0	59	16.9
17	C	*Nathan Gaucher	72	10	15	25	1	68	0	0	0	83	12.0
7	LW	Brayden Tracey	55	9	16	25	1	32	7	0	2	64	17.1
10	C	Josh Lopina	69	14	9	23	-16	4	6	0	0	82	13.7
16	RW	*Sasha Pastujov	46	10	13	23	-6	14	6	0	2	73	14.1
11	C	Jan Mysak	62	14	7	21	-15	24	0	2	2	99	14.6
34	RW	X Jacob Perreault	31	7	11	18	-3	44	4	0	0	48	5.2
4	D	Drew Helleson	59	4	14	18	-7	44	3	0	0	77	4.7
34	D	Robert Hagg	47	3	9	12	7	38	1	0	2	64	3.6
5	D	*Tyson Hinds	71	2	8	10	-8	42	0	0	0	55	1.9
2	D	Colton White	53	1	7	8	-17	28	1	0	1	53	0.0
6	D	Nick Wolff	46	0	8	8	-4	80	0	0	0	32	28.6
23	RW	*Jaxsen Wiebe	24	4	1	5	-1	24	0	0	0	14	6.7
25	C	*Sam Colangelo	4	1	3	4	0	0	1	0	0	15	0.0
41	D	*Andrew Lucas	6	0	3	3	-2	0	0	0	0	8	0.0
18	D	*Tristan Luneau	6	0	2	2	0	2	1	0	0	12	0.0
39	D	*Anthony Constantini	8	0	2	2	-1	0	0	0	0	4	0.0
22	LW	Blake McLaughlin	29	0	2	2	-6	10	1	0	0	18	25.0
29	D	*Konnor Smith	6	1	0	1	-6	10	0	0	0	4	0.0
38	D	Luka Profaca	27	0	1	1	3	16	0	0	0	16	0.0
42	D	Travis Howe	44	0	1	1	-11	87	0	0	0	12	0.0
37	C	Eddie Matsushima	2	0	0	0	-1	0	0	0	0	3	0.0
15	LW	*Michal Stinil	2	0	0	0	1	0	0	0	0	0	0.0
36	LW	*Kyle Crnkovic	6	0	0	0	-1	2	0	0	0	1	0.0
15	LW	*Nico Myatovic	12	0	0	0	-8	2	0	0	0	9	0.0

NO.	GOALTENDER	GPI	MINS	GAA	W	L	OT	SO	GA	SA	SV%	G	A
30	*Tomas Suchanek	29	1683 :54	2.92	14	10	5	3	82	915	0.910	0	0
1	*Calle Clang	32	1829:52	3.21	10	16	4	0	98	953	0.897	0	0
35	Alex Stalock	15	801 :01	3.82	2	9	2	0	51	454	0.888	0	1
SD GOALTENDING TOTALS		72	4433	3.35	26	35	10	3	244	2335	.896	0	1

* = Rookie

X = Traded during the 2022-23 season

ALL-TIME AHL AFFILIATE RECORDS

Year	Team	League	Coach	REGULAR SEASON						PLAYOFFS			
				GP	W	L	OTL	PTS	%	GP	W	L	%
1993-94	San Diego Gulls	IHL	Harold Snepsts	81	42	28	11	95	0.586	9	4	5	0.444
1994-95	San Diego Gulls	IHL	Walt Kyle	81	37	36	8	82	0.506	5	2	3	0.400
1995-96	Baltimore Bandits	AHL	Walt Kyle	80	33	36	11	77	0.481	12	6	6	0.500
1996-97	Baltimore Bandits	AHL	Moe Mantha	80	30	37	13	73	0.456	3	0	3	0.000
1997-98	Cincinnati Mighty Ducks	AHL	Moe Mantha	80	23	37	20	66	0.413	-	-	-	-
1998-99	Cincinnati Mighty Ducks	AHL	Moe Mantha	80	35	39	6	76	0.475	3	0	0	0.000
1999-00	Cincinnati Mighty Ducks	AHL	Moe Mantha	80	30	37	13	73	0.456	-	-	-	-
2000-01	Cincinnati Mighty Ducks	AHL	Mike Babcock	80	41	26	13	95	0.594	4	1	3	0.250
2001-02	Cincinnati Mighty Ducks	AHL	Mike Babcock	80	33	33	14	80	0.500	3	1	2	0.333
2002-03	Cincinnati Mighty Ducks	AHL	Brad Shaw	80	26	35	19	71	0.444	-	-	-	-
2003-04	Cincinnati Mighty Ducks	AHL	Brad Shaw	80	29	37	14	72	0.450	9	5	4	0.556
2004-05	Cincinnati Mighty Ducks	AHL	Brad Shaw	80	44	31	5	93	0.581	12	5	7	0.417
2005-06	Portland Pirates	AHL	Kevin Dineen	80	53	19	8	114	0.713	19	11	8	0.579
2006-07	Portland Pirates	AHL	Kevin Dineen	80	37	31	12	86	0.538	-	-	-	-
2007-08	Portland Pirates	AHL	Kevin Dineen	80	45	26	9	99	0.619	18	11	7	0.611
2008-09	Iowa Chops	AHL	Gord Dineen	80	33	33	14	80	0.500	-	-	-	-
2009-10	Syracuse Crunch	AHL	Ross Yates	80	34	39	7	75	0.469	-	-	-	-
2010-11	Syracuse Crunch	AHL	Mark Holick	80	35	38	7	77	0.481	-	-	-	-
2011-12	Syracuse Crunch	AHL	Mark Holick, Trent Yawney	76	37	29	10	84	0.553	4	1	3	0.250
2012-13	Norfolk Admirals	AHL	Trent Yawney	76	37	34	5	79	0.520	-	-	-	-
2013-14	Norfolk Admirals	AHL	Trent Yawney	76	40	26	10	90	0.592	10	5	5	0.500
2014-15	Norfolk Admirals	AHL	Jarrold Skalde	76	27	39	10	64	0.421	-	-	-	-
2015-16	San Diego Gulls	AHL	Dallas Eakins	68	39	23	6	84	0.618	9	4	5	0.444
2016-17	San Diego Gulls	AHL	Dallas Eakins	68	43	20	5	91	0.669	10	4	6	0.400
2017-18	San Diego Gulls	AHL	Dallas Eakins	68	36	28	4	76	0.559	-	-	-	-
2018-19	San Diego Gulls	AHL	Dallas Eakins	68	36	24	8	80	0.588	16	9	7	0.563
2019-20	San Diego Gulls	AHL	Kevin Dineen	57	30	19	8	68	0.596	-	-	-	-
2020-21	San Diego Gulls	AHL	Kevin Dineen	44	26	17	1	53	0.602	3	1	2	0.333
2021-22	San Diego Gulls	AHL	Joel Bouchard	68	28	33	7	63	0.463	2	0	2	-
2022-23	San Diego Gulls	AHL	Roy Sommer	72	20	49	3	43	0.299	-	-	-	-
2023-24	San Diego Gulls	AHL	Matt McIlvance	72	26	35	10	63	0.438	-	-	-	-
TOTALS				2331	1065	974	291	2422	0.520	151	70	78	0.464
San Diego Totals				585	284	248	52	621	0.531	40	18	22	0.450



FRONT OFFICE

9128 E 46th Street
Tulsa, OK 74145
Phone: (918) 632-7825
www.TulsaOilers.com

ARENA

BOK Center
200 S. Denver, Ave.
Tulsa, OK 74013
Phone: (918) 894.4200
Capacity: 17,096

PRACTICE FACILITY

Oilers Ice Center
6413 S. Mingo Road
Tulsa, OK 74133
Phone: (918) 212-4768



TULSA OILERS

Owners	NL Sports, LLC	Vice President of Corporate Partnerships	Nick Barr
General Manager	Taylor Hall	Director of Team Services	Desiree Saczynski
Head Coach and Director of Hockey Operations	Rob Murray	Broadcaster & Director of Media Relations	Zack Reynolds
Assistant Coach	Scott Dutertre	Director of Season Ticket Sales	Nathan Tyahla
Head Athletic Trainer	Steve Lintern	Manager of Corporate Partnerships	Adam Schuh
Assistant Athletic Trainer	Mike Daniels	Corporate Ambassador & Color Commentator	Luke Hamilton
Equipment Manager	Chris Mayes	Retail Sales and Operations Coordinator	Kathleen Lawley
Equipment Assistant	Andrew LaValley	Account Executive	Paige Phipps
Performance Coach	Sean Barger	Account Executive	Delaney Alexander
Mental Health Clinician	Chelsea Joslin	Account Executive	Chera Trent
Vice President of Operations	Jessica Adams	Account Executive	Draigan Sullivan
Vice President of Ticket Sales	Shawn Watring	Administrative	Bailey Stites
Vice President of Brand and Marketing	Amy Henderson		

TEAM HISTORY

The Tulsa Oilers have existed on and off since 1928, with the first installment of the team playing in the American Hockey Association. The original Oilers played in the state-of-the-art Tulsa Coliseum, ceasing operations in 1942 as a result of World War II.

The second Oilers franchise was the shortest to date, participating in the original USHL from 1945-51.

The team returned in 1964, joining the Central Professional Hockey League, which would later become the CHL, a league owned and operated by the NHL. The Oilers were three-time Adams Cup champions during their time in the CHL, lasting until the league's final season in 1984. Several NHL alumni and five members of the Miracle on Ice team played for the Oilers during this era. Some alumni include John Vanbiesbrouck, Don Cherry, Pat Quinn and Rick Bowness.

Tulsa would be without hockey from 1984 until 1992, when the current iteration of the team was reborn. The Oilers began play in the newly formed CHL, winning the Ray Miron President's Cup in its first season. The Oilers continued to play in the CHL until the CHL, ECHL merger in 2014. Tulsa won its first Mountain Division Championship in 2018-19, finishing atop the Mountain Division in the regular season and reaching game seven of the ECHL's Western Conference Finals.

The Ducks and Oilers began their affiliation agreement in 2020. Head Coach Rob Murray is in his eighth season behind the bench in Tulsa in 2024-25, helping the club to Kelly Cup Playoff appearances in three of the last five seasons, including a berth in 2023-24. Recent Anaheim affiliates in the ECHL have also included Utah (2013-18), Fort Wayne (2012-13), Elmira (2010-12), Bakersfield (2008-10) and Augusta (2006-08).



OCVIBE

Opening 2026

Countdown to a New Downtown

We're turning the 100 acres surrounding Honda Center into an immersive entertainment district that will reimagine the downtown experience for Orange County. It's where serene parks, eclectic dining, a vibrant nightlife, residences, and world-class sports and entertainment create a culture that will be defined by you. It's a new kind of community and it's coming soon.

Follow us at **ocvibe.com**

HISTORY

2023-24 ANAHEIM DUCKS



FRONT ROW (L-R): John Gibson, Special Advisor to Hockey Operations Scott Niedermayer, Club President Aaron Teats, General Manager Pat Verbeek, Owner Henry Samueli, Jakob Silfverberg, Cam Fowler, **Radko Gudas**, Alex Killorn, Owner Susan Samueli, OCV!BE Chairman Michael Schulman, Head Coach Greg Cronin, OCV!BE Chief Executive Officer Bill Foltz, Lukas Dostal, Alex Stalock

SECOND ROW: Vice President of Ticketing Chris Kenyon, Vice President of Marketing Merit Tully, Assistant General Manager Jeff Solomon, Video Coordinator Austin Violette, Video Coordinator Brett Ferguson, Special Advisor Mike Stothers, Assistant Coach Brent Thompson, Trevor Zegras, Mason McTavish, Troy Terry, Ryan Strome, Frank Vatrano, Assistant Coach Craig Johnson, Assistant Coach Newell Brown, Goaltending Coach Sudarshan Maharaj, Goaltending Coach David Rook, Assistant General Manager Martin Madden, Assistant General Manager Rob DiMaio, Vice President of Finance, James Pearson, Vice President of Corporate Partnerships, Chad Watson

THIRD ROW: Massage Therapist Mike Griebel, Physical Therapist John Lencioni, Assistant Athletic Trainer Josh Chapman, Head Athletic Trainer Chad Walker, Urho Vaakanainen, Pavel Mintyukov, Leo Carlsson, Max Jones, Isac Lundestrom, Jackson LaCombe, Head Equipment Manager Chris Aldrich, Assistant Equipment Manager Jeff Tyni Assistant Equipment Manager Ryan Tall, Sports Dietician Jillian Chaney.

FOURTH ROW: Director, Team Services David Schenker, Data Science & Recovery David Keyes, Olen Zellweger, Brock McGinn, Bo Groulx, Nikita Nesterenko, Ross Johnston, Brett Leason, William Lagesson, Gustav Lindstrom, Ben Meyers, Head Strength & Conditioning Coach Justus Schafer, Assistant Strength & Conditioning Coach Jesse Wang.

THE 2023-24 SEASON

Anaheim completed the 2023-24 season with a 27-50-5 record for 59 points. A total of 16 Anaheim NHL Draft selections appeared in a game for the Ducks, including six NHL debuts and three from the last two drafts (Leo Carlsson, 2023; Tristan Luneau and Pavel Mintyukov, 2022). Anaheim concluded the season with points in three of the last five outings, posting a 2-2-1 record down the stretch. The Ducks finished among the top five teams in man-games lost during the campaign (306 total), while left wing Frank Vatrano was the lone skater to appear in all 82 games.

MIGHTY MILESTONES

The Ducks won a season-best six straight games Oct. 24-Nov. 5, the club's longest win streak since eight consecutive victories Oct. 31 to Nov. 16, 2021. Anaheim won five straight road games Oct. 24-Nov. 14, with four of those coming via third period comebacks, all one-goal wins. The Ducks swept their four-game road trip with a 4-3 win Oct. 30 @ PIT, marking the first perfect

Eastern time zone trip of four games or more since Dec. 17-23, 2013 (4-0-0 through DET, NJD, NYI, WSH). The Ducks earned victories at CBJ (3-2, OT), BOS (4-3, OT), PHI (7-4) and PIT (4-3). Anaheim also matched the franchise record for goals in a road game with a 7-4 win, Oct. 28 @ PHI.

CARDIAC COMEBACKS

Anaheim earned nine third-period comeback wins in 2023-24, six taking place on the road. Anaheim also had five multi-goal comeback wins with the Ducks one of three teams to record multiple two-goal, third period comeback wins. Anaheim tallied three comeback wins in a span of four games Oct. 24-30, the third time in club history the team has done so. The only prior instances came March 15-20, 2015 and March 20-26, 2011. Only 82 instances in NHL history have clubs won three games in a span of four contests after trailing in the third period.

FIRST GOALS

Anaheim led the NHL with seven skaters and five defensemen (fourth rookie D) scoring

their first NHL goal. The seven skaters surpassed the five from Los Angeles and Vegas while Anaheim was one of two clubs (also LAK) to have double digits in the category. Anaheim's first goals were scored by **Pavel Mintyukov** (Oct. 15 vs. CAR), **Leo Carlsson** (Oct. 19 vs. DAL), **Tristan Luneau** (Nov. 30 vs. WSH), **Jackson LaCombe** (Jan. 20 @ SJS), **Urho Vaakanainen** (Jan. 27 @ DAL), **Olen Zellweger** (March 31 @ VAN) and **Sam Colangelo** (April 12 vs. CGY).

SILFVERBERG'S SWAN SONG

On April 11, Jakob Silfverberg announced his retirement from the NHL at the conclusion of the 2023-24 season. Silfverberg has appeared in 820 career NHL games with Anaheim (2013-24) and Ottawa (2012-13), earning 168-205=373 points. With Anaheim in 11 seasons, Silfverberg scored 158-196=354 points in 772 appearances. His 158 goals since his acquisition in 2013 are the most by a Ducks player. Among all-time Ducks leaders, he ranks in the top-10 in numerous offensive categories, including goals (fifth), appearances (fifth), shots (fifth, 1,706), points (seventh), GWG (seventh, 20), assists (eighth), SHP (third, 11-6=17) and SHG (third, 11).

FRANK THE TANK

Frank Vatrano set single-season career highs in points (60), goals (37) and assists (23), becoming one of five Ducks skaters to score 37 goals in a season (also Paul Kariya, Corey Perry, Teemu Selanne, Troy Terry). Vatrano reached the 30-goal, 20-assist and 60-point marks for the first time in his career. He led Anaheim in points, goals (37), PPG (13, career high), GWG (7), OTG (2), shots (272, career high) and PPP (13-7=20). With his 30th goal March 31 vs. CHI, he reached the milestone for the first time in his career, the 11th player in Ducks history to reach 30 goals in a season (fifth the last 10 years). He joined Corey Perry (three times: 2013-14, 2014-15, 2015-16), Rickard Rakell (twice: 2016-17, 2017-18), Ryan Getzlaf (31 in 2013-14) and Troy Terry (37 in 2021-22). Vatrano tied the Anaheim club record for most hat tricks in a season (Oct. 15 vs. CAR, Oct. 28 @ PHI, Apr. 18 @ VGK), while also becoming the lone skater in Ducks history to score a hat trick in the season finale. He tied Teemu Selanne (3) and Corey Perry (2010-11 and 2014-15) with three hat tricks, with two of his milestones including an even-strength goal, power-play goal and shorthanded goal. He is one of five players in NHL history (first in 28 years) to score two hat tricks in a single-season with goals at even-strength, on the power play and shorthanded, joining Mario Lemieux (twice, 1988-89 and 1995-96), Petri Skriko (1986-87), Bernie Nichols (1983-94) and Phil Esposito (1972-73). Vatrano's seven multi-goal games are tied for the most by a Ducks player in a season since 2014-15 (Corey Perry, 7).

LEO'S LAUNCH

Leo Carlsson scored 12-17=29 points in 55 games as a rookie, with his 12 goals tied for the most by a teenager in Ducks history (also Stanislav Chistov; 12 in 2002-03). Carlsson scored his first goal in his NHL debut Oct. 19 vs. DAL, the only 2023 NHL Draft selection to net a goal in his debut this season. At 18 years, 297 days, he was the second-youngest player in Ducks history to score in his debut, trailing only Mason McTavish (18 years, 256 days on Oct. 13, 2021). Among NHL rookies, he finished tied for second in PPG (4) and seventh in points per game among rookies to appear in half of their team's games (.53). He also led all Ducks rookies in goals and points.

GETTING GAUTHIER

Anaheim signed forward Cutter Gauthier to a three-year entry-level contract April 14. Acquired from Philadelphia for Jamie Drysdale and a 2025 second-round pick, Gauthier made his NHL debut in the season finale, recording a primary assist April 18 @ VGK. Gauthier led the NCAA with 38 goals at Boston College (Hockey East) in 2023-24, tied for the most goals in a single season in program history and the most by an NCAA player since 1999-00. Gauthier scored 38-27=65 points with a +23 rating in 41 games. Gauthier led Team USA to a gold medal at the 2024 World Junior Championship, co-leading the tournament in points (2-10=12) and assists. He was named the Best Forward and to the 2024 tournament All-Star Team.

KILLER'S CORNER

In his debut season as a Duck, **Alex Killorn** earned 18-18=36 points in 63 games, with his 18 goals fourth among team leaders to finish with his fourth-best goal per game pace in his 12th season. Killorn recorded his 500th career point (215-286=501 in 864 GP) with an assist April 7 vs. STL. He missed 19 games due to injury this campaign, his first season missing more than two games since 2014-15. Following his return to the lineup following knee surgery Feb. 17, Killorn was second among Ducks leaders in points (12-5=17) and goals in the final 29 games.

GUD TIMES

In his first season with Anaheim, **Radko Gudas** ranked tied for third among all NHL skaters in road plus/minus (+20), registering a plus or even rating in 29 of 32 road games he played. He became one of 24 players in NHL history (plus/minus began being tracked in 1959-60) and the sixth Duck to begin a season with 24 straight road games with a plus or even rating (first minus in game 25). He has been a plus or even player each season dating to the start of 2016-17 (+90). He led all Ducks skaters in plus/minus (+14), hits (232) and blocked shots (154) this season. With his sixth goal Jan 9 @ NSH, he tied his single season career-high in his

2023-24 ANAHEIM DUCKS

35th GP (six in 2016-17 w/ PHI in 67 GP).

THE DOSTWALL

Goaltender Lukas Dostal led all NHL rookies in saves (1,181), was second in appearances (44), third in starts (38) and fourth in wins (14). He set the Ducks rookie record for goaltender appearances in a single season, surpassing the 40 by John Gibson in 2014-15. He also set new records by a Ducks rookie goalie, including saves, games started, shots faced (1,310) and TOI (2,322:49). He set a Ducks record for saves in a win, stopping 52-of-55 shots March 1 vs. NJD, including his first career penalty shot save on Jack Hughes with 2.1 seconds left in regulation. He is one of eight rookie goaltenders in NHL history to make 52 saves in a win (55, Jan. 3 vs. TOR).

THE RISE OF TROY

roy Terry co-led Anaheim in assists (34) and led even-strength points (16-25=41), and was second in points (20-34=54). He scored 20 goals for the third straight season, the eighth player in Ducks history to do so. Terry also reached the 30-assist milestone for the third straight season (also 38 in 2022-23 and 30 in 2021-22). He and Cam Fowler are two of eight skaters in club history to record 30 assists in three straight seasons, joining Ryan Getzlaf (13 times, 2006-19), Teemu Selanne (five times, 1996-01), Steve Rucchin (four times, 1996-00), Corey Perry (three times (2008-11), Chris Pronger (2006-09), Paul Kariya (1998-01).

FOWLER'S FEATURE

Cam Fowler ranked 16th among NHL skaters in TOI/GP (24:25), the highest average in his career (14th season). Fowler co-led Ducks leaders in assists (34) and paced Ducks defensemen in points (5-34=39) and assists. It marked the fifth straight campaign he has led Anaheim defensemen in scoring, the most consecutive seasons a blueliner has paced the club in points while also the most overall seasons leading club D in scoring (eight overall: 2011-12, 2013-14, 2019-20, 2020-21, 2021-22, 2022-23, 2023-24). Fowler reached the 30-assist plateau for the fourth time in his career, joining Chris Pronger (2006-07, 2007-08 and 2008-09) as the only defensemen in club history to record consecutive straight 30-assist seasons. Fowler appeared in his 900th career NHL game Oct. 26 @ BOS, the 14th defenseman since 2000 to reach 900 games prior to his 32nd birthday.

MINTY'S MOMENTS

Pavel Mintyukov ranked fourth among all NHL rookies in assists (24), while he was third among all NHL rookie NHL defensemen in points (4-24=28) and assists, and tied for fifth in goals. Among Anaheim defensemen, he was second in points and assists. His 24 assists were tied for the eighth most by a Ducks rookie in a single season, tied fourth among all-time Ducks rookie defensemen behind only Cam Fowler (30 in 2010-11), Jamie Drysdale (28 in 2021-22) and Francois Beauchemin (26 in 2005-06).

2023-24 TEAM GAME-BY-GAME

#	Date	Team	W-L-OT	Record	GF-GA	Scorers	W Goal	PP	PK	SF-SA	W-L Gltldr.	Attend.
1	10/14/2023	@ VGK	L	0-1-0	1-4	23	20	0-3	4-6	23-38	33 / 36	18033+
2	10/15/2023	CAR	W	1-1-0	6-3	39,77,34,77,477	77	0-2	4-6	25-35	1 / 32	12728+
3	10/19/2023	DAL	L	1-2-0	2-3	19,91	4	0-4	3-5	29-24	29 / 36	14274
4	10/21/2023	@ ARI	L	1-3-0	1-2	77P	9	1-3	4-5	33-27	70 / 1	4600+
5	10/22/2023	BOS	L	1-4-0	1-3	23	51	0-3	5-5	31-26	35 / 36	14264
6	10/24/2023	@ CBJ	W*	2-4-0	3-2	16,20,77	77	0-4	6-7	27-37	1 / 90	16432
7	10/26/2023	@ BOS	W*	3-4-0	4-3	7,91,19,23	23	0-5	2-3	32-30	36 / 35	17850+
8	10/28/2023	@ PHI	W	4-4-0	7-4	16,77P,77,141P,20,77S	11	2-2	3-4	25-30	1 / 33	18275
9	10/30/2023	@ PIT	W	5-4-0	4-3	33,77P,23,23S	23	1-3	5-7	27-42	1 / 35	16903
10	11/1/2023	ARI	W*	6-4-0	4-3	19P,19P,91,19	19	2-4	4-4	29-35	1 / 70	14894
11	11/5/2023	VGK	W	7-4-0	4-2	14P,39,23,39	23	1-2	4-4	23-32	36 / 36	15720
12	11/7/2023	PIT	L	7-5-0	0-2	63	0-3	2-2	31-36	35 / 36	16043	
13	11/10/2023	PHI	L	7-6-0	3-6	91P,91,91P	6	2-6	3-3	38-36	33 / 1	15550
14	11/12/2023	SJS	W	8-6-0	4-1	7,77P,23P,7	77	2-5	2-2	44-26	36 / 29	16471
15	11/14/2023	@ NSH	W	9-6-0	3-2	4,714	14	0-3	4-5	20-30	36 / 74	17159+
16	11/15/2023	@ COL	L	9-7-0	2-8	39,49	22	0-4	3-4	17-38	40 / 1	18029+
17	11/17/2023	FLA	L	9-8-0	1-2	77P	91	1-3	4-4	35-35	41 / 36	14932
18	11/19/2023	STL	L	9-9-0	1-3	23	89	0-2	5-6	31-32	30 / 36	15243
19	11/22/2023	MTL	L	9-10-0	3-4	23P,23,77	15	1-1	3-3	33-28	35 / 36	15168
20	11/24/2023	LAK	L	9-11-0	2-5	717P	55	1-2	1-3	31-31	39 / 36	17205+
21	11/26/2023	@ EDM	L	9-12-0	2-8	49,49	93	0-3	4-6	23-26	74 / 1	17781
22	11/28/2023	@ VAN	L	9-13-0	1-3	16P	40	1-3	3-4	31-27	35 / 36	18639
23	11/30/2023	WSH	L	9-14-0	4-5	67,20,26,77	43	0-5	4-6	32-26	35 / 36	14336
24	12/2/2023	COL	W**	10-14-0	4-3	14P,91,7P	91	2-3	3-3	37-37	36 / 50	14712
25	12/5/2023	@ COL	L	10-15-0	2-3	39S,91P	25	1-3	3-3	33-30	40 / 36	18021+
26	12/7/2023	@ CHI	L	10-16-0	0-1	23	0-3	3-4	37-25	34 / 1	17424	
27	12/10/2023	WPG	L	10-17-0	2-4	17P,14	13	1-2	5-5	26-31	37 / 36	13626
28	12/13/2023	@ NYI	L	10-18-0	3-4	19P,14,39	10	1-2	3-4	24-35	40 / 36	14207
29	12/15/2023	@ NYR	L	10-19-0	1-5	20	26	0-3	4-6	30-39	32 / 1	18006+
30	12/17/2023	@ NJD	W	11-19-0	5-1	14P,14,77,19,14S	14	1-5	5-5	28-29	36 / 40	16514+
31	12/18/2023	@ DET	W	12-19-0	4-3	7,34,14P,19	19	1-3	5-7	22-32	1 / 47	19515+
32	12/21/2023	CGY	L	12-20-0	0-3	57	0-4	6-7	25-44	25 / 1	16102	
33	12/23/2023	SEA	L	12-21-0	2-3	77P,11	90	1-3	0-1	34-22	35 / 1	14608
34	12/27/2023	VGK	W	13-21-0	5-2	20,6,77,19,20	77	0-1	4-5	26-32	36 / 36	15109
35	12/29/2023	ARI	L	13-22-0	0-2	9	0-3	2-3	28-32	39 / 36	16052	
36	12/31/2023	EDM	L	13-23-0	2-7	49,77	29	0-4	4-4	30-39	30 / 36	16041
37	1/3/2024	TOR	O*	13-23-1	1-2	77S	34	0-2	4-5	28-57	31 / 1	16135
38	1/5/2024	WPG	L	13-24-1	1-3	23	88	0-2	0-1	38-27	39 / 36	13883
39	1/7/2024	DET	L	13-25-1	2-3	11,11	27	0-4	4-5	31-28	34 / 1	17174+
40	1/9/2024	@ NSH	W	14-25-1	5-3	16,77,23P,19P	19	1-3	3-3	33-42	1 / 74	17159+
41	1/11/2024	@ CAR	L	14-26-1	3-6	21,16,77P	23	1-5	2-3	16-34	32 / 36	18748+
42	1/13/2024	@ TBL	L	14-27-1	1-5	77P	91	1-3	0-3	20-41	88 / 1	19092+
43	1/15/2024	@ FLA	W*	15-27-1	5-4	17,14S,33,19,17	17	0-5	2-4	26-33	36 / 41	17885
44	1/16/2024	@ WSH	L	15-28-1	0-2	25	0-2	1-1	24-28	35 / 36	15961	
45	1/20/2024	@ SJS	L	15-29-1	3-5	60,14,23P	84	1-3	2-2	34-19	29 / 36	17435
46	1/21/2024	NYR	L	15-30-1	2-5	1414	10	0-3	2-4	18-33	31 / 1	16197
47	1/23/2024	BUF	W	16-30-1	4-2	33,39P,33,14	33	1-4	2-3	36-30	36 / 1	16302
48	1/25/2024	@ DAL	O*	16-30-2	3-4	519,33	55	0-0	2-2	21-44	29 / 36	18532+
49	1/27/2024	@ MIN	W	17-30-2	3-2	19,16,19	19	0-2	4-4	25-37	1 / 32	19053+
50	1/31/2024	SJS	W*	18-30-2	3-2	2119,77	77	0-4	2-3	34-28	36 / 36	15654
51	2/9/2024	EDM	L	18-31-2	3-5	4P,16,16P	29	2-2	1-2	27-32	30 / 1	17489+
52	2/13/2024	@ MTL	L	18-32-2	0-6	71	0-3	4-6	13-38	30 / 1	2105+	
53	2/15/2024	@ OTT	W	19-32-2	5-1	34,77P,23,23,4P	77	2-2	4-4	20-34	36 / 70	16297
54	2/17/2024	@ TOR	L	19-33-2	2-9	77P,16	22	1-3	1-5	21-32	31 / 1	19247+
55	2/19/2024	@ BUF	W	20-33-2	4-3	14,77,77,19	19	0-1	1-2	14-37	36 / 1	17229
56	2/21/2024	CBJ	L	20-34-2	4-7	19,23,23,17	59	0-4	2-2	31-27	40 / 36	14518
57	2/24/2024	@ LAK	O**	20-34-3	2-3	33P,39S	12	1-2	2-4	24-50	31 / 36	18203
58	2/25/2024	NSH	L	20-35-3	2-4	2120	47	0-3	4-4	31-29	32 / 1	16370
59	2/29/2024	@ SJS	W	21-35-3	6-4	91,20S,17,77P,14P,21	14	2-5	3-6	30-28	36 / 36	10537
60	3/1/2024	NJD	W	22-35-3	4-3	77,14,49,77	77	0-2	2-4	23-55	1 / 50	16078
61	3/3/2024	VAN	L	22-36-3	1-2	17	8	0-1	2-2	18-31	29 / 1	15161
62	3/6/2024	OTT	W	23-36-3	2-1	16,17	17	0-3	3-3	16-30	1 / 40	14000
63	3/8/2024	DAL	L	23-37-3	2-6	16,17P	12	1-4	2-5	27-36	29 / 36	14716
64	3/10/2024	NYI	L	23-38-3	1-6	17	21	0-2	4-5	23-19	40 / 1	15631
65	3/12/2024	@ CHI	L	23-39-3	2-7	20S,20	4	0-2	2-6	29-31	34 / 36	18017
66	3/14/2024	@ MIN	L	23-40-3	0-2	24	0-1	2-2	16-31	29 / 1	18376+	
67	3/15/2024	@ WPG	L	23-41-3	0-6	81	0-3	0-3	21-38	39 / 36	15225	
68	3/17/2024	@ STL	L	23-42-3	2-4	19,19	63	0-2	3-6	28-27	30 / 1	18096+
69	3/19/2024	MIN	L	23-43-3	0-4	38	0-3	4-5	27-32	32 / 36	16239	
70	3/21/2024	CHI	W	24-43-3	4-0	17,20,17,77P	17	1-5	1-1	25-29	1 / 40	15880
71	3/24/2024	TBL	O*	24-43-4	2-3	44,34	71	0-4	3-3	32-27	31 / 1	16152
72	3/26/2024	@ SEA	L	24-44-4	0-4	20	0-1	3-5	12-36	35 / 36	17151+	
73	3/28/2024	@ SEA	L	24-45-4	2-4	21S,33S	52	0-3	7-10	23-28	31 / 1	17151+
74	3/30/2024	@ EDM	L	24-46-4	1-6	17P	97	1-2	2-3	22-37	30 / 36	18347+
75	3/31/2024	@ VAN	L	24-47-4	2-3	51,23	81	0-4	2-4	22-30	31 / 1	18735
76	4/2/2024	@ CGY	W	25-47-4	5-3	23,19P,41,717	17	1-1	1-2	29-24	1 / 25	16698
77	4/5/2024	SEA	L	25-48-4	1-3	91	51	0-1	4-5	17-27	31 / 1	17174+
78	4/7/2024	STL	O**	25-48-5	5-6	62,77,91P,77,91	25	1-2	1-3	38-31	50 / 1	16421
79	4/9/2024	LAK	W	26-48-5	3-1	77,17,11	17	0-3	2-2	27-37	1 / 39	17174+
80	4/12/2024	CGY	L	26-49-5	3-6	64,77,51	47	0-2	3-5	22-27	32 / 36	17174+
81	4/13/2024	@ LAK	L	26-50-5	1-3	11	3	0-2	3-4	29-28	31 / 1	18133
82	4/18/2024	@ VGK	W	27-50-5	4-1	77P,60,77,77S	60	1-1	2-3	23-33	1 / 33	18109+

(* = OVERTIME, ** = SHOOTOUT, + = SELLOUT)

2023-24 STATISTICAL BREAKDOWN

GOALS BY GAME - HIGHS AND LOWS

DUCKS

Most7, Oct. 28 @ PHI (7-4 W)
Fewest0, 10 times (last: Mar. 26 @ SEA, 4-0 L)

OPPONENTS

Most9, Feb. 17 @ TOR (9-2 L)
Fewest0, Mar. 21 vs. CHI (4-0 W)

SHOTS BY GAME - HIGHS AND LOWS

DUCKS

Most44, Nov. 12 vs. SJS (4-1 W)
Fewest12, Mar. 26 @ SEA (4-0 L)

OPPONENTS

Most57, Jan. 3 vs. TOR (2-1 OT L)
Fewest19, two times (last: Mar. 10 vs. NYI; 6-1 L)

GOALS BY PERIOD - HIGHS AND LOWS

DUCKS

	1st	2nd	3rd
High	4 (Dec. 27 vs. VGK)	4 (Feb. 21 vs. CBJ)	4 (Nov. 5 vs. VGK)
Low	0, 44 times (last: Apr. 18 @ VGK)	0, 37 times (last: Apr. 13 @ LAK)	0, 28 times (last: Apr. 5 vs. SEA)

OPPONENTS

	1st	2nd	3rd
High	4, twice (last: Feb. 17 @ TOR)	4 (Feb. 17 @ TOR)	5 (Nov. 15 @ COL)
Low	0, 32 times (last: Apr. 18 @ VGK)	0, 20 times (last: Apr. 9 vs. LAK)	0, 26 times (last: Apr. 18 @ VGK)

SHOTS BY PERIOD - HIGHS AND LOWS

DUCKS

	1st	2nd	3rd	OT
High	17 (Oct. 19 vs. DAL)	19 (Jan. 23 vs. BUF)	16, twice (last: Jan. 5 vs. WPG)	5 (Dec. 2 vs. COL)
Low	1, (Jan. 11 @ CAR)	1 (Oct. 19 vs. DAL)	2, Feb. 19 @ BUF	0, twice (last: Mar. 24 vs. TBL)

OPPONENTS

	1st	2nd	3rd	OT
High	20, Mar. 8 vs. DAL	25 (Dec. 21 vs. CGY)	22, twice (last: Mar. 1 vs. NJD)	2, five times (last: Mar. 24 vs. TBL)
Low	2 (Jan 20 @ SJS)	3 (Dec. 23 vs. SEA)	1 (Dec. 7 @ CHI)	0 (Oct. 26 @ BOS)

SPECIAL TEAMS - HIGHS AND LOWS

DUCKS

Most PPG.....2, eight times (last: Feb. 29 @ SJS)
Fewest PPG0, 47 times (last: Apr. 13 @ LAK)
Most SHG.....2, Mar. 28 @ SEA
Most PIM.....43, Mar. 12 @ CHI
Most Penalties12, two times (last: Mar. 28 @ SEA)

OPPONENTS

Most PPG.....4, two times (last: Mar. 12 @ CHI)
Fewest PPG0, 26 times (last: Mar. 24 vs. TBL)
Most SHG.....1, five times (last: Apr. 12 vs. CGY)
Most PIM.....46, Mar. 12 @ CHI
Most Penalties11, Dec. 31 vs. EDM

2022-23 RECORD BY DAYS OF THE WEEK

Mon4-3-0 Tues.....6-8-0
Wed3-4-1 Thurs.....6-7-1

2023-24 STATISTICAL BREAKDOWN

Fri..... 1-11-0 Sat..... 3-7-1
Sun..... 4-13-1

DUCKS RECORD THIS SEASON WHEN*:

Scoring no goals	0-10-0	Allowing no goals	1-0-0
Scoring one goal	0-14-1	Allowing one goal	7-1-0
Scoring two goals	1-17-2	Allowing two goals	6-8-1
Scoring three goals	5-7-1	Allowing three goals	10-12-1
Scoring four goals	12-2-0	Allowing four goals	3-9-1
Scoring five goals or more	9-0-1	Allowing five goals or more	0-21-1

DUCKS MISCELLANEOUS RECORDS:

When scoring first.....	16-12-3	When not scoring first.....	11-38-2
When scoring a PP goal.....	15-17-1	When not scoring a PP goal.....	12-33-4
Not allowing a PP goal.....	11-14-2	Allowing a PP goal.....	16-36-3
Winning 50% or more FOs.....	13-20-0	Winning less than 50% of FOs.....	14-30-5
Day Games (before 5 p.m.).....	3-4-0	Night Games (after 5 p.m.).....	24-46-5
First Game of back-to-back.....	4-6-1	Second Game of back-to-back.....	3-8-0

BREAKDOWN OF DUCKS RESULTS - 2021-22

	RECORD				GOALS		POWER PLAY			PENALTY KILLING		
	W	L	OT	PTS	GF	GA	PPG	ATT	%	PPGA	TSH	%
1-10	6	4	0	12	33	30	6	33	18.2	12	52	76.9
11-20	3	7	0	6	23	35	8	31	25.8	5	36	86.1
21-30	2	8	0	4	23	37	7	32	21.9	9	46	80.4
31-40	3	6	1	7	22	31	3	29	10.3	9	41	78.0
41-50	4	5	1	9	27	37	4	31	12.9	10	29	65.5
51-60	4	5	1	9	30	39	8	24	33.3	15	37	59.4
61-70	2	8	0	4	14	38	2	26	7.9	15	38	60.5
71-80	2	6	2	6	24	38	2	23	8.7	14	42	66.7
81-82	1	1	0	2	5	4	1	3	33.3	2	7	71.4
TOTALS	27	50	5	59	203	296	41	235	17.4	91	330	72.4

*Excluding shootout goals

DUCKS INDIVIDUAL SINGLE-GAME HIGHS

Most Points..... 4, Troy Terry, Nov. 1 vs. ARI (3-1=4)
Most Goals..... 3, F. Vatrano, Apr. 18 @ VGK, Oct. 28 @ PHI and Oct. 15 vs. CAR; L. Carlsson, Nov. 10 vs. PHI; T. Terry, Nov. 1 vs. ARI
Most Assists..... 3, O. Zellweger, Apr. 2 @ CGY (0-3=3); P. Mintyukov, Feb. 21 vs. CBJ (0-3=3); M. McTavish (2, last: Feb. 19 @ BUF; 0-3=3)
Most Shots..... 8, F. Vatrano, Mar. 28 @ SEA and Nov. 28 @ VAN; T. Zegras, Oct. 21 @ ARI
Highest Plus/Minus..... +4, Ryan Strome, Oct. 15 vs. CAR
Most OT Goals..... 2, Frank Vatrano (Jan. 31 vs. SJS, Oct. 24 @ CBJ)
Most Multi-Point Games..... 15, Troy Terry (last: Apr. 2 @ CGY, 1-2=3)
Most Multi-Goal Games..... 7, Frank Vatrano (last: Apr. 18 @ VGK; 3-0=3)
Most Multi-Assist Games..... 8, Ryan Strome (last: Apr. 18 @ VGK; 0-2=2)
Most Saves..... 55, Lukas Dostal, Jan. 3 vs. TOR
Most Shots Faced..... 57, Lukas Dostal, Jan. 3 vs. TOR
Most Shutouts..... 1, Lukas Dostal, Mar. 21 vs. CHI
Most PIM..... 17, R. Johnston, Dec. 17 @ NJD
Most Hits..... 9, Robert Hagg, Jan. 13 @ TBL
Most Blocked Shots..... 7, C. Fowler, Mar. 17 @ STL; R. Gudas, Jan. 21 vs. NYR; J. LaCombe, Dec. 18 @ DET; C. Fowler, Oct. 14 @ VGK
Highest TOI..... 31:22, Cam Fowler, Dec. 23 vs. SEA

2023-24 SCORING BREAKDOWN

Player	Pos	HOME					ROAD					TOTALS				
		GP	G	A	P	+/-	GP	G	A	P	+/-	GP	G	A	P	+/-
Frank Vatrano	R	41	20	14	34	-12	41	17	9	26	-8	82	37	23	60	82
Troy Terry	R	36	7	19	26	-8	40	13	15	28	-2	76	20	34	54	76
Adam Henrique	C	30	7	13	15	-2	30	11	16	27	5	60	18	24	42	60
Mason McTavish	C	33	9	14	23	-16	31	10	9	19	-7	64	19	23	42	64
Ryan Strome	R	38	4	14	18	-5	41	7	16	23	-15	79	11	30	41	79
Cam Fowler	D	40	2	19	21	-17	41	3	15	18	-19	81	5	34	39	81
Alex Killorn	L	33	11	10	21	-9	30	7	8	15	-6	63	18	18	36	63
Leo Carlsson	C	26	9	9	18	-3	29	3	8	11	-8	55	12	17	29	55
Pavel Mintyukov	D	33	2	13	15	-8	30	2	11	13	-12	63	4	24	28	63
Brett Leason	R	36	5	6	11	-4	32	6	5	11	-3	68	11	11	22	68
Jakob Silfverberg	R	40	2	4	6	-1	41	5	8	13	5	81	7	12	19	81
Radko Gudas	D	34	2	8	10	-6	32	4	4	8	20	66	6	12	18	66
Jackson LaCombe	D	34	0	4	4	-12	37	2	11	13	-12	71	2	15	17	71
Max Jones	L	31	2	7	9	-3	21	3	3	6	-3	52	5	10	15	52
Trevor Zegras	C	17	4	6	10	0	14	2	3	5	-1	31	6	9	15	31
Urho Vaakanainen	D	35	0	3	3	-2	33	1	10	11	2	68	1	13	14	68
Sam Carrick	C	31	4	0	4	-8	30	4	3	7	-3	61	8	3	11	61
Isac Lundestrom	C	21	2	3	5	-2	25	3	3	6	1	46	5	6	11	46
Olen Zellweger	D	14	1	3	4	-3	12	1	4	5	-3	26	2	7	9	26
Gustav Lindstrom	D	15	0	3	3	3	17	0	3	3	9	32	0	6	6	32
Jamie Drysdale	D	9	1	3	4	-3	1	0	1	1	1	10	1	4	5	10
Ross Johnston	L	33	1	0	1	-8	35	0	3	3	-4	68	1	3	4	68
Ilya Lyubushkin	D	28	0	3	3	-5	27	0	1	1	-8	55	0	4	4	55
Brock McGinn	L	11	1	0	1	-1	13	0	2	2	-4	24	1	2	3	24
Tristan Luneau	D	3	1	2	3	3	4	0	0	0	-2	7	1	2	3	7
Bo Groulx	C	22	0	0	0	-6	23	0	2	2	-3	45	0	2	2	45
Ben Meyers	C	6	0	2	2	-2	8	0	0	0	0	14	0	2	2	14
Nikita Nesterenko	C	3	1	0	1	0	-	-	-	-	-	3	1	0	1	3
Sam Colangelo	R	1	1	0	1	1	2	0	0	0	-1	3	1	0	1	3
Cutter Gauthier	L	-	-	-	-	-	1	0	1	1	1	1	0	1	1	1
Robert Hagg	D	1	0	0	0	-1	4	0	0	0	-3	5	0	0	0	5
William Lagesson	D	1	0	0	0	0	9	0	0	0	-2	10	0	0	0	10
Glenn Gawdin	C	1	0	0	0	-1	-	-	-	-	-	1	0	0	0	1
Pavol Regenda	L	1	0	0	0	0	4	0	0	0	-1	5	0	0	0	5

		GP	W	L	OT	GA	MIN	SAVES	SHOTS	GAA	SV%
Lukas Dostal	Home Totals	19	6	10	3	54	1097	557	611	2.95	.912
	Road Totals	25	8	13	0	75	1224	624	699	3.67	.893
	Season Totals	44	14	23	3	129	2322	1181	1310	3.33	.902
		GP	W	L	OT	GA	MIN	SAVES	SHOTS	GAA	SV%
John Gibson	Home Totals	23	6	16	0	76	1344	615	691	3.39	.890
	Road Totals	23	7	11	2	75	1217	577	652	3.70	.885
	Season Totals	46	13	27	2	151	2561	1192	1343	3.54	.888

2023-24 PLAYER GAME-BY-GAME

2 LACOMBE

Oct. 14	@ VGK	0-0,1/0 18:26
Oct. 15	CAR	0-1,0/2 21:37
Oct. 19	DAL	0-0,1/0 20:54
Oct. 21	@ ARI	0-0,1/0 16:11
Oct. 22	BOS	0-0,1/-1 17:54
Oct. 24	@ CBJ	0-0,0/0 18:29
Oct. 26	@ BOS	0-1,1/0 21:19
Oct. 28	@ PHI	0-1,1/1 19:47
Oct. 30	@ PIT	0-0,1/0 22:51
Nov. 1	ARI	0-0,1/-2 22:30
Nov. 5	VGK	0-0,0/-2 22:21
Nov. 7	PIT	0-0,0/-1 21:25
Nov. 10	PHI	0-0,2/-1 20:16
Nov. 12	SJS	0-0,3/-1 20:51
Nov. 14	@ NSH	0-0,0/-1 18:14
Nov. 15	@ COL	0-0,0/-3 17:54
Nov. 17	FLA	0-0,2/-1 16:37
Nov. 19	STL	0-0,0/0 22:47
Nov. 22	MTL	DNP
Nov. 24	LAK	0-0,1/-2 17:30
Nov. 26	@ EDM	0-0,1/-4 21:29
Nov. 28	@ VAN	0-0,2/0 23:22
Nov. 30	WSH	0-0,0/1 16:45
Dec. 2	COL	0-0,3/-1 20:11
Dec. 5	@ COL	0-0,1/-1 17:11
Dec. 7	@ CHI	0-0,2/0 14:40
Dec. 10	WPG	0-0,1/0 22:36
Dec. 13	@ NYI	0-0,0/0 22:50
Dec. 15	@ NYR	0-0,2/-1 22:18
Dec. 17	@ NJD	0-1,0/0 21:18
Dec. 18	@ DET	0-0,0/0 20:55
Dec. 21	CGY	0-0,1/-1 17:23
Dec. 23	SEA	0-0,1/-2 16:07
Dec. 27	VGK	0-0,2/0 20:31
Dec. 29	ARI	0-0,1/0 14:39
Dec. 31	EDM	DNP
Jan. 3	TOR	0-0,0/0 20:43
Jan. 5	WPG	DNP
Jan. 7	DET	DNP
Jan. 9	@ NSH	0-2,0/-1 16:54
Jan. 11	@ CAR	0-0,1/-1 20:31
Jan. 13	@ TBL	0-0,2/0 21:02
Jan. 15	@ FLA	0-1,1/0 21:53
Jan. 16	@ WSH	0-0,0/-1 19:04
Jan. 20	@ SJS	0-0,1/0 19:41
Jan. 21	NYR	0-0,0/0 15:59
Jan. 23	BUF	0-0,1/1 24:16
Jan. 25	@ DAL	0-0,0/-2 21:00
Jan. 27	@ MIN	0-0,3/-1 23:05
Jan. 31	SJS	0-1,0/0 20:15
Feb. 9	EDM	0-0,1/-1 14:52
Feb. 13	@ MTL	0-0,1/-1 14:29
Feb. 15	@ OTT	DNP
Feb. 17	@ TOR	DNP
Feb. 19	@ BUF	0-0,1/0 22:49
Feb. 21	CBJ	0-0,0/-2 16:15
Feb. 24	@ LAK	0-0,0/0 15:04
Feb. 25	NSH	DNP
Feb. 29	@ SJS	0-2,0/-1 20:10
Mar. 1	NJD	0-1,1/2 20:47
Mar. 3	VAN	DNP
Mar. 6	OTT	0-0,0/0 12:43
Mar. 8	DAL	DNP
Mar. 10	NYI	0-0,0/-1 14:20
Mar. 12	@ CHI	DNP
Mar. 14	@ MIN	0-0,1/0 25:00
Mar. 15	@ WPG	0-0,0/-1 15:37
Mar. 17	@ STL	0-1,2/0 19:49
Mar. 19	MIN	0-0,0/0 21:42
Mar. 21	CHI	0-0,1/1 19:29
Mar. 24	TBL	0-0,0/-1 18:10
Mar. 26	@ SEA	0-0,0/-1 20:44
Mar. 28	@ SEA	0-0,0/0 17:39
Mar. 30	@ EDM	DNP
Mar. 31	@ VAN	0-0,1/1 17:13
Apr. 2	@ CGY	0-1,1/1 23:13
Apr. 5	SEA	0-0,1/0 17:16
Apr. 7	STL	0-0,0/-1 20:04
Apr. 9	LAK	0-0,0/1 16:52
Apr. 12	CGY	0-1,0/1 21:00
Apr. 13	@ LAK	0-0,1/-2 19:23
Apr. 18	@ VGK	1-1(W),1/2 20:52

4 FOWLER

Oct. 14	@ VGK	0-0,1/-1 24:54
Oct. 15	CAR	1-1,1/2 23:30
Oct. 19	DAL	0-0,2/0 22:37
Oct. 21	@ ARI	0-0,0/-1 21:13
Oct. 22	BOS	0-0,0/0 24:51
Oct. 24	@ CBJ	0-0,3/1 26:10
Oct. 26	@ BOS	0-0,1/-1 28:51
Oct. 28	@ PHI	0-1,1/2 21:18
Oct. 30	@ PIT	0-1,2/1 25:03
Nov. 1	ARI	0-1,2/-2 27:39
Nov. 5	VGK	0-2,0/0 21:34
Nov. 7	PIT	0-0,2/-1 23:53
Nov. 10	PHI	0-0,2/-1 24:17
Nov. 12	SJS	0-1,0/0 23:10
Nov. 14	@ NSH	1-0,3/0 23:59
Nov. 15	@ COL	0-0,2/-4 22:04
Nov. 17	FLA	0-1,1/-1 22:21
Nov. 19	STL	0-0,1/0 23:14
Nov. 22	MTL	0-1,1/1 22:28
Nov. 24	LAK	0-0,2/-2 20:12
Nov. 26	@ EDM	0-0,3/-5 24:06
Nov. 28	@ VAN	0-0,1/-1 29:56
Nov. 30	WSH	0-0,2/1 25:14
Dec. 2	COL	0-0,1/-1 28:39
Dec. 5	@ COL	0-1,0/0 26:41
Dec. 7	@ CHI	0-0,0/0 27:44
Dec. 10	WPG	0-0,2/-1 27:30
Dec. 13	@ NYI	0-0,0/0 21:38
Dec. 15	@ NYR	0-0,2/-1 26:20
Dec. 17	@ NJD	0-2,2/1 24:49
Dec. 18	@ DET	0-1,0/0 27:52
Dec. 21	CGY	0-0,1/-1 27:46
Dec. 23	SEA	0-0,3/0 31:22
Dec. 27	VGK	0-2,1/1 25:30
Dec. 29	ARI	0-0,2/0 27:36
Dec. 31	EDM	0-0,2/-4 26:36
Jan. 3	TOR	0-0,1/0 28:40
Jan. 5	WPG	0-0,2/-1 25:43
Jan. 7	DET	0-1,2/0 24:40
Jan. 9	@ NSH	0-0,1/0 26:20
Jan. 11	@ CAR	0-0,0/-3 25:25
Jan. 13	@ TBL	0-1,1/0 27:11
Jan. 15	@ FLA	0-1,2/2 25:30
Jan. 16	@ WSH	0-0,3/-2 29:24
Jan. 20	@ SJS	0-0,4/-5 25:55
Jan. 21	NYR	0-0,1/0 21:40
Jan. 23	BUF	0-2,3/2 27:38
Jan. 25	@ DAL	0-0,2/-1 22:36
Jan. 27	@ MIN	0-0,0/-1 23:31
Jan. 31	SJS	0-0,3/-1 25:10
Feb. 9	EDM	1-1,1/-3 24:42
Feb. 13	@ MTL	0-0,1/-1 23:39
Feb. 15	@ OTT	1-2,2/2 22:58
Feb. 17	@ TOR	0-0,0/1 23:35
Feb. 19	@ BUF	0-0,0/1 22:44
Feb. 21	CBJ	0-0,1/-3 23:06
Feb. 24	@ LAK	0-1,2/0 25:14
Feb. 25	NSH	0-0,1/0 26:14
Feb. 29	@ SJS	0-0,0/0 00:21
Mar. 1	NJD	INJ
Mar. 3	VAN	0-0,0/-1 21:49
Mar. 6	OTT	0-1,1/1 23:57
Mar. 8	DAL	0-1,4/0 22:47
Mar. 10	NYI	0-0,0/0 24:30
Mar. 12	@ CHI	0-1,1/-1 24:07
Mar. 14	@ MIN	0-0,1/0 31:00
Mar. 15	@ WPG	0-0,2/-1 20:50
Mar. 17	@ STL	0-0,1/0 28:10
Mar. 19	MIN	0-0,1/-2 19:17
Mar. 21	CHI	0-1,4/0 24:16
Mar. 24	TBL	0-0,3/-1 24:08
Mar. 26	@ SEA	0-0,0/-1 23:19
Mar. 28	@ SEA	0-0,1/-1 27:08
Mar. 30	@ EDM	0-1,1/-2 23:12
Mar. 31	@ VAN	0-0,0/0 23:59
Apr. 2	@ CGY	1-0,2/0 21:22
Apr. 5	SEA	0-0,0/-1 23:17
Apr. 7	STL	0-1,2/0 24:33
Apr. 9	LAK	0-1,0/1 23:37
Apr. 12	CGY	0-1,1/-1 22:10
Apr. 13	@ LAK	0-1,2/1 25:06
Apr. 18	@ VGK	0-1,0/0 21:08

5 VAAKANAINEN

Oct. 14	@ VGK	INJ
Oct. 15	CAR	INJ
Oct. 19	DAL	INJ
Oct. 21	@ ARI	INJ
Oct. 22	BOS	0-0,1/0 14:11
Oct. 24	@ CBJ	0-0,1/1 15:06
Oct. 26	@ BOS	0-1,2/1 13:15
Oct. 28	@ PHI	0-0,0/1 17:08
Oct. 30	@ PIT	0-0,0/-1 15:06
Nov. 1	ARI	0-0,1/0 13:28
Nov. 5	VGK	0-0,0/0 14:45
Nov. 7	PIT	0-0,0/0 13:42
Nov. 10	PHI	0-0,3/-1 16:03
Nov. 12	SJS	0-0,2/1 16:23
Nov. 14	@ NSH	0-2,0/2 15:12
Nov. 15	@ COL	0-0,1/1 15:34
Nov. 17	FLA	0-0,1/-1 16:24
Nov. 19	STL	0-0,3/0 14:48
Nov. 22	MTL	0-0,1/-2 18:43
Nov. 24	LAK	0-0,2/0 21:39
Nov. 26	@ EDM	0-1,0/1 20:16
Nov. 28	@ VAN	0-0,1/0 18:55
Nov. 30	WSH	INJ
Dec. 2	COL	0-0,1/-1 16:33
Dec. 5	@ COL	INJ
Dec. 7	@ CHI	INJ
Dec. 10	WPG	0-0,2/-1 10:47
Dec. 13	@ NYI	0-1,0/1 16:41
Dec. 15	@ NYR	0-0,0/0 16:32
Dec. 17	@ NJD	0-0,0/0 14:46
Dec. 18	@ DET	0-1,1/1 12:20
Dec. 21	CGY	INJ
Dec. 23	SEA	0-0,1/0 13:45
Dec. 27	VGK	0-0,1/1 19:05
Dec. 29	ARI	0-0,2/-1 15:33
Dec. 31	EDM	0-0,0/0 17:41
Jan. 3	TOR	0-0,1/1 20:29
Jan. 5	WPG	0-0,0/0 14:03
Jan. 7	DET	0-0,2/-1 17:37
Jan. 9	@ NSH	0-1,1/2 22:26
Jan. 11	@ CAR	0-0,1/-2 18:38
Jan. 13	@ TBL	0-0,3/0 23:40
Jan. 15	@ FLA	0-0,1/0 14:42
Jan. 16	@ WSH	0-0,1/0 16:43
Jan. 20	@ SJS	0-0,1/1 18:36
Jan. 21	NYR	0-0,2/0 21:07
Jan. 23	BUF	0-0,1/-1 17:46
Jan. 25	@ DAL	1-0,1/1 24:46
Jan. 27	@ MIN	0-1,0/0 16:42
Jan. 31	SJS	0-0,1/0 14:56
Feb. 9	EDM	0-0,3/-1 21:53
Feb. 13	@ MTL	0-0,0/-1 20:04
Feb. 15	@ OTT	0-0,0/0 20:52
Feb. 17	@ TOR	0-0,2/-4 19:25
Feb. 19	@ BUF	INJ
Feb. 21	CBJ	0-1,1/-1 18:49
Feb. 24	@ LAK	0-0,1/1 22:52
Feb. 25	NSH	0-0,0/1 18:53
Feb. 29	@ SJS	0-0,2/0 22:49
Mar. 1	NJD	0-0,1/0 19:34
Mar. 3	VAN	0-1,1/0 15:03
Mar. 6	OTT	0-0,2/1 15:59
Mar. 8	DAL	0-0,2/0 17:18
Mar. 10	NYI	INJ
Mar. 12	@ CHI	0-1,0/0 20:30
Mar. 14	@ MIN	0-0,1/-1 16:43
Mar. 15	@ WPG	0-0,2/-1 16:53
Mar. 17	@ STL	0-0,0/0 16:20
Mar. 19	MIN	0-0,2/-1 17:18
Mar. 21	CHI	0-1,0/1 13:34
Mar. 24	TBL	0-0,0/0 19:07
Mar. 26	@ SEA	INJ
Mar. 28	@ SEA	0-1,0/0 23:08
Mar. 30	@ EDM	0-0,2/-2 20:02
Mar. 31	@ VAN	0-0,0/0 14:50
Apr. 2	@ CGY	0-0,1/0 18:43
Apr. 5	SEA	INJ
Apr. 7	STL	0-0,0/2 16:16
Apr. 9	LAK	0-0,1/0 17:42
Apr. 12	CGY	0-0,0/0 17:13
Apr. 13	@ LAK	INJ
Apr. 18	@ VGK	INJ

2023-24 PLAYER GAME-BY-GAME

6 DUMOULIN (W/ SEA)

Oct. 10	@ V GK	0-0,0/- 15:19
Oct. 12	@ NSH	0-0,1/0 17:23
Oct. 14	@ STL	0-0,0/0 16:22
Oct. 17	vs. COL	0-0,1/- 16:30
Oct. 19	vs. CAR	0-0,1/0 15:43
Oct. 21	vs. NYR	0-0,1/- 13:55
Oct. 24	@ DET	0-1,1/ 14:52
Oct. 26	@ CAR	0-0,1/- 15:01
Oct. 28	@ FLA	0-0,1/0 17:23
Oct. 30	@ TBL	1-0,2/1 18:00
Nov. 2	vs. NSH	1-0(W),1/2 16:08
Nov. 4	vs. CGY	0-0,1/- 2 14:32
Nov. 7	@ ARI	0-0,0/1 13:40
Nov. 9	@ COL	0-0,0/1 14:46
Nov. 11	vs. EDM	0-0,1/- 2 14:49
Nov. 13	vs. COL	0-0,0/0 17:17
Nov. 15	@ EDM	0-0,2/0 16:15
Nov. 16	vs. NYI	0-0,1/- 1 15:44
Nov. 18	@ VAN	0-0,2/- 1 15:39
Nov. 20	vs. CGY	0-0,2/0 16:05
Nov. 22	vs. SJS	0-0,1/0 14:17
Nov. 24	vs. VAN	0-0,0/- 3 16:18
Nov. 28	@ CHI	0-0,1/0 13:53
Nov. 30	@ TOR	0-0,0/0 14:11
Dec. 2	@ OTT	0-0,0/0 18:01
Dec. 4	@ MTL	0-0,1/- 1 14:11
Dec. 7	vs. NJD	0-0,1/1 19:09
Dec. 9	vs. TBL	DND
Dec. 10	vs. MIN	0-0,1/0 17:35
Dec. 12	vs. FLA	0-0,0/1 19:00
Dec. 14	vs. CHI	0-0,1/0 20:15
Dec. 16	vs. LAK	0-0,1/0 16:34
Dec. 18	@ DAL	0-0,1/- 1 15:53
Dec. 20	@ LAK	0-0,1/0 16:17
Dec. 23	@ ANA	0-0,3/0 16:21
Dec. 27	@ CGY	0-0,0/0 15:20
Dec. 29	vs. PHI	0-0,0/0 16:19
Jan. 1	vs. VGK	0-0,0/0 14:48
Jan. 4	vs. OTT	0-0,0/0 16:05
Jan. 9	@ BUF	0-1,0/1 19:37
Jan. 11	@ WSH	0-0,1/1 16:25
Jan. 13	@ CBJ	1-1,1/1 17:09
Jan. 15	@ PIT	0-0,0/- 1 20:09
Jan. 16	@ NYR	0-0,1/0 17:12
Jan. 18	@ EDM	0-0,1/1 16:12
Jan. 21	vs. TOR	0-0,0/0 17:57
Jan. 24	vs. CHI	0-1,2/3 16:17
Jan. 26	vs. STL	1-0,3/1 16:59
Jan. 28	vs. CBJ	0-0,1/1 18:03
Jan. 30	@ SJS	0-0,3/- 1 18:50
Feb. 10	@ PHI	0-0,0/0 17:52
Feb. 12	@ NJD	0-0,0/0 03:08
Feb. 13	@ NYI	INJ
Feb. 15	@ BOS	0-0,0/0 15:39
Feb. 19	vs. DET	0-0,1/- 1 16:50
Feb. 22	vs. VAN	0-1,2/1 18:31
Feb. 24	vs. MIN	0-0,2/- 2 19:16
Feb. 26	vs. BOS	0-0,0/0 16:45
Feb. 29	vs. PIT	0-0,2/0 14:32
Mar. 2	vs. EDM	0-0,0/0 17:01
Mar. 4	@ CGY	0-0,3/1 18:25
Mar. 5	@ WPG	0-0,0/- 1 19:51
Mar. 8	vs. WPG	0-0,0/0 19:55
Mar. 12	vs. VGK	0-0,1/1 18:07
Mar. 14	vs. WSH	0-0,0/0 21:13
Mar. 16	vs. NSH	0-0,3/0 20:01
Mar. 18	vs. BUF	0-1,0/0 22:17
Mar. 21	@ VGK	0-0,0/0 13:59
Mar. 22	@ ARI	0-0,2/0 18:18
Mar. 24	vs. MTL	0-0,0/- 2 25:49
Mar. 26	vs. ANA	0-0,0/0 20:06
Mar. 28	vs. ANA	0-0,0/0 17:25
Mar. 30	@ DAL	0-0,1/0 21:16
Apr. 1	@ SJS	0-0,0/2 15:52
Apr. 3	@ LAK	1-0,2/0 18:15
Apr. 5	@ ANA	0-1,2/1 18:54
Apr. 9	vs. ARI	0-0,2/2 18:53
Apr. 11	vs. SJS	1-0,3/1 19:06
Apr. 13	@ DAL	0-0,2/0 17:31
Apr. 14	@ STL	0-0,0/- 2 17:43
Apr. 16	@ WPG	0-0,0/- 2 17:33
Apr. 18	@ MIN	0-0,0/- 1 16:32

7 GUDAS

Oct. 14	@ VGK	0-0,0/0 18:37
Oct. 15	CAR	0-0,0/1 16:27
Oct. 19	DAL	0-0,0/0 20:04
Oct. 21	@ ARI	0-0,1/0 17:52
Oct. 22	BOS	0-0,1/- 1 17:25
Oct. 24	@ CBJ	0-0,1/2 21:01
Oct. 26	@ BOS	1-0,3/1 14:05
Oct. 28	@ PHI	0-0,4/2 21:36
Oct. 30	@ PIT	0-0,2/0 18:24
Nov. 1	ARI	0-1,2/0 17:18
Nov. 5	VGK	0-0,1/0 21:06
Nov. 7	PIT	0-0,1/0 19:40
Nov. 10	PHI	0-0,1/- 1 19:15
Nov. 12	SJS	1-0,1/1 20:18
Nov. 14	@ NSH	1-1,1/2 14:57
Nov. 15	@ COL	0-1,2/1 19:18
Nov. 17	FLA	0-0,2/- 1 23:03
Nov. 19	STL	0-0,0/1 19:04
Nov. 22	MTL	0-0,1/- 2 20:15
Nov. 24	LAK	1-0,3/0 23:32
Nov. 26	@ EDM	0-0,0/1 13:02
Nov. 28	@ VAN	INJ
Nov. 30	WSH	0-0,2/1 17:31
Dec. 2	COL	0-0,0/- 1 17:37
Dec. 5	@ COL	0-0,2/0 16:06
Dec. 7	@ CHI	0-0,2/0 14:42
Dec. 10	WPG	0-1,2/- 1 19:07
Dec. 13	@ NYI	0-0,2/1 19:14
Dec. 15	@ NYR	0-0,2/0 16:16
Dec. 17	@ NJD	0-0,1/0 18:33
Dec. 18	@ DET	1-0,4/1 18:31
Dec. 21	CGY	0-0,0/- 1 15:10
Dec. 23	SEA	INJ
Dec. 27	VGK	INJ
Dec. 29	ARI	INJ
Dec. 31	EDM	0-1,2/- 1 19:48
Jan. 3	TOR	INJ
Jan. 5	WPG	0-0,5/0 16:05
Jan. 7	DET	0-0,3/0 16:22
Jan. 9	@ NSH	1-0,4/3 20:45
Jan. 11	@ CAR	0-0,0/1 19:46
Jan. 13	@ TBL	0-0,0/0 18:34
Jan. 15	@ FLA	0-0,0/2 22:00
Jan. 16	@ WSH	INJ
Jan. 20	@ SJS	0-0,2/1 19:22
Jan. 21	NYR	0-0,1/0 25:23
Jan. 23	BUF	0-1,0/2 19:06
Jan. 25	@ DAL	0-0,0/1 25:41
Jan. 27	@ MIN	0-1,0/1 23:22
Jan. 31	SJS	0-0,0/0 22:55
Feb. 9	EDM	0-0,1/- 1 23:44
Feb. 13	@ MTL	0-0,1/0 22:53
Feb. 15	@ OTT	0-0,2/0 21:52
Feb. 17	@ TOR	0-0,1/- 4 19:32
Feb. 19	@ BUF	0-0,0/- 1 20:01
Feb. 21	CBJ	0-0,1/0 18:49
Feb. 24	@ LAK	0-0,2/1 22:10
Feb. 25	NSH	0-0,1/0 18:58
Feb. 29	@ SJS	0-1,4/2 28:14
Mar. 1	NJD	0-1,1/1 22:18
3/3	VAN	0-0,1/0 22:44
Mar. 6	OTT	0-0,4/- 1 19:58
Mar. 8	DAL	0-0,1/- 1 19:57
Mar. 10	NYI	0-1,0/- 2 21:48
Mar. 12	@ CHI	0-0,2/1 17:43
Mar. 14	@ MIN	0-0,0/0 05:01
Mar. 15	@ WPG	INJ
Mar. 17	@ STL	INJ
Mar. 19	MIN	INJ
Mar. 21	CHI	INJ
Mar. 24	TBL	INJ
Mar. 26	@ SEA	INJ
Mar. 28	@ SEA	INJ
Mar. 30	@ EDM	INJ
Mar. 31	@ VAN	INJ
Apr. 2	@ CGY	INJ
Apr. 5	SEA	0-0,1/0 18:31
Apr. 7	STL	0-0,1/- 1 20:42
Apr. 9	LAK	0-1,0/1 19:10
Apr. 12	CGY	0-1,1/2 21:27
Apr. 13	@ LAK	0-0,1/- 2 21:08
Apr. 18	@ VGK	0-0,1/3 22:23

11 ZEGRAS

Oct. 14	@ VGK	0-0,3/- 2 17:33
Oct. 15	CAR	0-0,0/1 16:36
Oct. 19	DAL	0-1,2/- 2 18:41
Oct. 21	@ ARI	0-0,8/0 23:11
Oct. 22	BOS	0-0,4/- 1 19:04
Oct. 24	@ CBJ	0-0,0/0 12:26
Oct. 26	@ BOS	0-0,6/- 1 22:49
Oct. 28	@ PHI	1-0(W),1/1 17:02
Oct. 30	@ PIT	0-0,3/- 1 16:48
Nov. 1	ARI	0-0,1/- 1 17:55
Nov. 5	VGK	0-0,1/0 16:26
Nov. 7	PIT	0-0,1/- 2 15:49
Nov. 10	PHI	INJ
Nov. 12	SJS	INJ
Nov. 14	@ NSH	INJ
Nov. 15	@ COL	INJ
Nov. 17	FLA	INJ
Nov. 19	STL	INJ
Nov. 22	MTL	INJ
Nov. 24	LAK	INJ
Nov. 26	@ EDM	INJ
Nov. 28	@ VAN	INJ
Nov. 30	WSH	INJ
Dec. 2	COL	INJ
Dec. 5	@ COL	INJ
Dec. 7	@ CHI	INJ
Dec. 10	WPG	INJ
Dec. 13	@ NYI	INJ
Dec. 15	@ NYR	INJ
Dec. 17	@ NJD	INJ
Dec. 18	@ DET	INJ
Dec. 21	CGY	INJ
Dec. 23	SEA	1-0,5/0 18:32
Dec. 27	VGK	0-1,2/1 15:41
Dec. 29	ARI	0-0,1/- 1 18:37
Dec. 31	EDM	0-1,2/- 2 18:10
Jan. 3	TOR	0-0,3/- 1 18:13
Jan. 5	WPG	0-0,2/0 24:01
Jan. 7	DET	2-0,4/2 17:00
Jan. 9	@ NSH	0-0,0/0 02:05
Jan. 11	@ CAR	INJ
Jan. 13	@ TBL	INJ
Jan. 15	@ FLA	INJ
Jan. 16	@ WSH	INJ
Jan. 20	@ SJS	INJ
Jan. 21	NYR	INJ
Jan. 23	BUF	INJ
Jan. 25	@ DAL	INJ
Jan. 27	@ MIN	INJ
Jan. 31	SJS	INJ
Feb. 9	EDM	INJ
Feb. 13	@ MTL	INJ
Feb. 15	@ OTT	INJ
Feb. 17	@ TOR	INJ
Feb. 19	@ BUF	INJ
Feb. 21	CBJ	INJ
Feb. 24	@ LAK	INJ
Feb. 25	NSH	INJ
Feb. 29	@ SJS	INJ
Mar. 1	NJD	INJ
Mar. 3	VAN	INJ
Mar. 6	OTT	INJ
Mar. 8	DAL	INJ
Mar. 10	NYI	INJ
Mar. 12	@ CHI	INJ
Mar. 14	@ MIN	INJ
Mar. 15	@ WPG	INJ
Mar. 17	@ STL	INJ
Mar. 19	MIN	INJ
Mar. 21	CHI	INJ
Mar. 24	TBL	INJ
Mar. 26	@ SEA	0-0,0/0 15:57
Mar. 28	@ SEA	0-0,1/0 11:05
Mar. 30	@ EDM	0-0,3/0 14:45
Mar. 31	@ VAN	0-1,3/0 19:34
Apr. 2	@ CGY	0-1,2/1 18:25
Apr. 5	SEA	0-0,2/- 1 12:52
Apr. 7	STL	0-2,2/1 19:55
Apr. 9	LAK	1-0,2/2 19:03
Apr. 12	CGY	0-1,3/0 16:41
Apr. 13	@ LAK	1-0,5/0 20:28
Apr. 18	@ VGK	0-1,1/1 14:20

2023-24 PLAYER GAME-BY-GAME

13 FABBRI (W/ DET)

Oct. 12	@ NJD	1-0,2/0 14:44
Oct. 14	vs. TBL	INJ
Oct. 16	@ CBJ	INJ
Oct. 18	vs. PIT	INJ
Oct. 21	@ OTT	INJ
Oct. 22	vs. CGY	INJ
Oct. 24	vs. SEA	INJ
Oct. 26	vs. WPG	INJ
Oct. 28	@ BOS	INJ
Oct. 30	@ NYI	INJ
Nov. 2	vs. FLA	INJ
Nov. 4	vs. BOS	INJ
Nov. 7	@ NYR	0-0,0/-2 12:42
Nov. 9	vs. MTL	INJ
Nov. 11	vs. CBJ	1-0,3/0 10:49
Nov. 16	@ OTT	0-0,2/0 11:04
Nov. 17	vs. TOR	0-0,1/0 13:50
Nov. 22	vs. NJD	1-1,2/2 15:04
Nov. 24	@ BOS	1-0(W),2/1 12:16
Nov. 26	vs. MIN	0-0,0/0 11:38
Nov. 29	@ NYR	1-1,2/-2 17:09
Nov. 30	vs. CHI	2-0(W),4/1 15:24
Dec. 2	@ MTL	0-0,1/-1 12:52
Dec. 5	@ BUF	1-1,2/1 12:30
Dec. 7	vs. SJS	0-2,0/1 16:14
Dec. 9	vs. OTT	0-0,0/0 15:34
Dec. 11	@ DAL	0-1,0/-1 14:31
Dec. 12	@ STL	1-0(W),2/0 17:34
Dec. 14	vs. CAR	0-0,1/0 15:00
Dec. 16	@ PHI	0-0,2/0 13:38
Dec. 18	vs. ANA	0-0,1/1 13:25
Dec. 20	@ WPG	0-0,1/-2 15:11
Dec. 22	vs. PHI	0-0,3/0 08:55
Dec. 23	@ NJD	0-0,0/0 08:30
Dec. 27	@ MIN	0-0,1/-4 13:43
Dec. 29	vs. NSH	0-1,2/-1 14:56
Dec. 31	vs. BOS	0-0,1/0 11:15
Jan. 2	@ SJS	0-0,0/0 12:47
Jan. 4	@ LAK	2-0,3/2 11:43
Jan. 7	@ ANA	0-0,0/0 15:41
Jan. 11	vs. EDM	0-0,1/0 10:34
Jan. 13	vs. LAK	1-0,1/1 10:02
Jan. 14	@ TOR	0-0,0/0 12:19
Jan. 17	@ FLA	1-0,2/1 15:19
Jan. 19	@ CAR	0-0,1/-1 14:39
Jan. 21	vs. TBL	0-0,1/-1 15:19
Jan. 23	vs. DAL	0-0,2/-1 14:05
Jan. 25	vs. PHI	0-0,0/0 14:21
Jan. 27	vs. VGK	0-1,2/0 13:49
Jan. 31	vs. OTT	0-0,0/-1 12:52
Feb. 10	vs. VAN	0-0,3/-1 12:36
Feb. 13	@ EDM	INJ
Feb. 15	@ VAN	INJ
Feb. 17	@ CGY	0-1,0/0 10:20
Feb. 19	@ SEA	0-0,1/1 11:40
Feb. 22	vs. COL	0-0,2/-1 09:23
Feb. 24	vs. STL	1-0,5/1 15:03
Feb. 25	@ CHI	0-1,1/0 09:36
Feb. 27	vs. WSH	1-0,2/0 12:19
Feb. 29	vs. NYI	0-0,0/0 09:24
Mar. 2	vs. FLA	0-0,3/0 10:06
Mar. 6	@ COL	1-0,4/0 10:07
Mar. 8	@ ARI	0-0,0/-2 12:29
Mar. 9	vs. VGK	0-0,0/-1 13:33
Mar. 12	@ BUF	0-1,3/-2 11:24
Mar. 14	vs. ARI	0-0,2/-1 15:07
Mar. 16	vs. BUF	0-1,1/1 10:00
Mar. 17	@ PIT	0-0,1/0 15:13
Mar. 19	vs. CBJ	0-1,2/1 12:21
Mar. 21	vs. NYI	0-0,1/-1 09:58
Mar. 23	@ NSH	0-0,2/0 13:58
Mar. 26	@ WSH	0-0,5/0 10:36
Mar. 28	@ CAR	0-0,0/-1 15:11
Mar. 30	@ FLA	1-0,1/0 12:18
Apr. 1	@ TBL	1-0,2/1 09:14
Apr. 5	vs. NYR	0-0,0/-2 11:10
Apr. 7	vs. BUF	0-0,0/0 06:13
Apr. 9	vs. WSH	0-0,3/0 18:25
Apr. 11	@ PIT	0-0,1/0 12:14
Apr. 13	@ TOR	0-1,0/0 14:26
Apr. 15	vs. MTL	0-0,3/0 15:38
Apr. 18	@ MTL	0-0,1/-1 13:03

16 STROME

Oct. 14	@ VGK	0-1,1/-1 19:24
Oct. 15	CAR	0-2,1/4 18:37
Oct. 19	DAL	0-0,4/-1 18:27
Oct. 21	@ ARI	0-0,0/-1 18:19
Oct. 22	BOS	0-1,2/0 17:27
Oct. 24	@ CBJ	1-0,2/1 18:21
Oct. 26	@ BOS	0-2,2/2 17:51
Oct. 28	@ PHI	1-2,2/1 15:40
Oct. 30	@ PIT	0-1,2/1 15:05
Nov. 1	ARI	INJ
Nov. 5	VGK	0-0,0/0 14:03
Nov. 7	PIT	0-0,2/0 16:18
Nov. 10	PHI	0-1,2/-3 17:09
Nov. 12	SJS	0-2,2/2 15:49
Nov. 14	@ NSH	0-0,0/1 16:51
Nov. 15	@ COL	0-0,1/-3 15:44
Nov. 17	FLA	0-0,7/0 16:17
Nov. 19	STL	0-0,1/0 16:52
Nov. 22	MTL	0-0,2/0 14:27
Nov. 24	LAK	0-1,4/0 17:35
Nov. 26	@ EDM	0-0,0/-1 16:56
Nov. 28	@ VAN	1-0,2/-2 17:02
Nov. 30	WSH	0-0,1/-1 14:31
Dec. 2	COL	0-1,0/-1 15:45
Dec. 5	@ COL	0-0,4/0 13:44
Dec. 7	@ CHI	0-0,2/0 14:44
Dec. 10	WPG	0-0,0/0 05:31
Dec. 13	@ NYI	0-0,2/-2 14:12
Dec. 15	@ NYR	0-0,3/-2 12:57
Dec. 17	@ NJD	0-0,2/0 15:09
Dec. 18	@ DET	0-1,1/0 16:00
Dec. 21	CGY	0-0,2/0 16:15
Dec. 23	SEA	0-0,2/0 18:17
Dec. 27	VGK	0-1,3/1 16:20
Dec. 29	ARI	0-0,1/0 15:10
Dec. 31	EDM	0-1,2/0 12:36
Jan. 3	TOR	INJ
Jan. 5	WPG	INJ
Jan. 7	DET	0-0,1/0 14:38
Jan. 9	@ NSH	1-0,6/1 16:38
Jan. 11	@ CAR	0-1,1/0 16:15
Jan. 13	@ TBL	0-1,1/0 16:28
Jan. 15	@ FLA	0-0,0/0 14:13
Jan. 16	@ WSH	0-0,1/0 15:34
Jan. 20	@ SJS	0-0,0/-3 16:55
Jan. 21	NYR	0-0,1/-2 15:17
Jan. 23	BUF	0-0,0/-1 13:14
Jan. 25	@ DAL	0-0,1/0 14:38
Jan. 27	@ MIN	1-0,3/-1 15:22
Jan. 31	SJS	0-0,4/-1 17:15
Feb. 9	EDM	2-0,5/1 16:57
Feb. 13	@ MTL	0-0,1/-2 16:44
Feb. 15	@ OTT	0-2,0/1 15:43
Feb. 17	@ TOR	1-1,5/-1 17:58
Feb. 19	@ BUF	0-0,0/0 15:04
Feb. 21	CBJ	0-0,1/-1 16:32
Feb. 24	@ LAK	0-1,1/0 15:02
Feb. 25	NSH	0-0,1/-1 13:09
Feb. 29	@ SJS	0-2,1/0 12:03
Mar. 1	NJD	0-0,0/1 17:40
Mar. 3	VAN	0-0,2/-1 17:05
Mar. 6	OTT	1-0,1/1 19:44
Mar. 8	DAL	1-1,2/-1 15:03
Mar. 10	NYI	0-0,3/-1 13:19
Mar. 12	@ CHI	0-0,2/-2 18:18
Mar. 14	@ MIN	0-0,2/-1 15:05
Mar. 15	@ WPG	0-0,0/0 21:12
Mar. 17	@ STL	0-0,1/0 13:17
Mar. 19	MIN	0-0,0/-1 13:22
Mar. 21	CHI	0-0,1/0 17:59
Mar. 24	TBL	0-0,1/-2 17:57
Mar. 26	@ SEA	0-0,0/-1 12:37
Mar. 28	@ SEA	0-0,1/0 13:27
Mar. 30	@ EDM	0-0,4/0 14:23
Mar. 31	@ VAN	0-0,1/0 16:31
Apr. 2	@ CGY	0-0,2/0 18:17
Apr. 5	SEA	0-0,0/-1 11:48
Apr. 7	STL	0-1,6/1 17:03
Apr. 9	LAK	0-2,0/3 18:52
Apr. 12	CGY	0-0,1/0 14:05
Apr. 13	@ LAK	0-0,2/-1 16:30
Apr. 18	@ VGK	0-2,1/1 13:29

17 KILLORN

Oct. 14	@ VGK	INJ
Oct. 15	CAR	INJ
Oct. 19	DAL	INJ
Oct. 21	@ ARI	INJ
Oct. 22	BOS	INJ
Oct. 24	@ CBJ	INJ
Oct. 26	@ BOS	INJ
Oct. 28	@ PHI	INJ
Oct. 30	@ PIT	INJ
Nov. 1	ARI	INJ
Nov. 5	VGK	0-0,1/0 17:11
Nov. 7	PIT	0-0,1/-1 14:02
Nov. 10	PHI	0-2,2/0 21:36
Nov. 12	SJS	0-0,5/-1 17:02
Nov. 14	@ NSH	0-0,0/2 15:43
Nov. 15	@ COL	0-0,0/-3 17:37
Nov. 17	FLA	0-0,1/-1 17:44
Nov. 19	STL	0-1,4/-1 16:53
Nov. 22	MTL	0-0,2/-1 15:55
Nov. 24	LAK	1-0,4/0 18:26
Nov. 26	@ EDM	0-0,2/-3 17:02
Nov. 28	@ VAN	0-0,4/0 17:43
Nov. 30	WSH	0-1,4/1 18:45
Dec. 2	COL	1-1,3/1 20:17
Dec. 5	@ COL	0-0,2/-1 19:38
Dec. 7	@ CHI	0-0,4/0 21:11
Dec. 10	WPG	1-0,6/-1 20:22
Dec. 13	@ NYI	0-0,1/-1 17:41
Dec. 15	@ NYR	0-0,4/0 17:02
Dec. 17	@ NJD	1-2,2/2 16:56
Dec. 18	@ DET	0-1,3/2 18:33
Dec. 21	CGY	0-0,1/0 20:30
Dec. 23	SEA	0-0,2/0 19:23
Dec. 27	VGK	0-1,0/1 17:45
Dec. 29	ARI	0-0,2/0 18:00
Dec. 31	EDM	0-1,2/-2 19:08
Jan. 3	TOR	0-0,4/0 18:50
Jan. 5	WPG	0-1,4/-1 19:33
Jan. 7	DET	0-0,1/-2 19:07
Jan. 9	@ NSH	0-2,0/0 19:44
Jan. 11	@ CAR	0-0,0/-3 19:10
Jan. 13	@ TBL	0-0,1/-2 19:55
Jan. 15	@ FLA	2-0(W),5/1 20:39
Jan. 16	@ WSH	0-0,3/-1 19:52
Jan. 20	@ SJS	INJ
Jan. 21	NYR	INJ
Jan. 23	BUF	INJ
Jan. 25	@ DAL	INJ
Jan. 27	@ MIN	INJ
Jan. 31	SJS	INJ
Feb. 9	EDM	INJ
Feb. 13	@ MTL	INJ
Feb. 15	@ OTT	INJ
Feb. 17	@ TOR	0-1,2/0 18:43
Feb. 19	@ BUF	0-0,0/0 17:37
Feb. 21	CBJ	1-0,4/-1 19:49
Feb. 24	@ LAK	0-0,0/0 21:12
Feb. 25	NSH	0-0,3/-2 18:45
Feb. 29	@ SJS	1-1,4/2 19:41
Mar. 1	NJD	0-0,1/2 18:32
Mar. 3	VAN	1-0,3/1 17:43
Mar. 6	OTT	1-0(W),2/1 20:05
Mar. 8	DAL	1-0,2/-1 19:45
Mar. 10	NYI	1-0,1/-1 17:32
Mar. 12	@ CHI	0-0,1/0 19:27
Mar. 14	@ MIN	0-0,0/0 17:01
Mar. 15	@ WPG	0-0,0/-1 20:00
Mar. 17	@ STL	0-1,3/1 20:57
Mar. 19	MIN	0-0,1/-1 17:46
Mar. 21	CHI	2-0(W),3/2 17:53
Mar. 24	TBL	0-0,1/-1 19:04
Mar. 26	@ SEA	0-0,3/-1 17:12
Mar. 28	@ SEA	0-0,1/-1 21:22
Mar. 30	@ EDM	1-0,2/-2 18:54
Mar. 31	@ VAN	0-0,4/0 20:38
Apr. 2	@ CGY	2-0(W),3/1 21:04
Apr. 5	SEA	0-0,4/1 19:07
Apr. 7	STL	0-2,2/0 19:09
Apr. 9	LAK	1-0(W),6/1 18:41
Apr. 12	CGY	0-0,1/-2 16:21
Apr. 13	@ LAK	0-0,5/0 18:55
Apr. 18	@ VGK	0-0,3/2 18:47

2023-24 PLAYER GAME-BY-GAME

19 TERRY

Oct. 14	@ VGK	0-0,2/-1 17:24
Oct. 15	CAR	0-1,2/1 15:01
Oct. 19	DAL	1-1,4/2 20:59
Oct. 21	@ ARI	0-0,6/0 22:57
Oct. 22	BOS	0-0,2/-1 18:24
Oct. 24	@ CBJ	0-0,3/-1 19:30
Oct. 26	@ BOS	1-1,2/1 22:11
Oct. 28	@ PHI	0-0,1/-1 17:12
Oct. 30	@ PIT	0-0,2/-1 16:47
Nov. 1	ARI	3-1(W),6/1 20:01
Nov. 5	VGK	0-1,5/1 17:21
Nov. 7	PIT	0-0,2/-2 17:55
Nov. 10	PHI	0-1,2/-1 22:04
Nov. 12	SJS	0-0,3/-1 19:15
Nov. 14	@ NSH	0-1,0/2 15:01
Nov. 15	@ COL	0-0,1/-2 16:59
Nov. 17	FLA	0-0,1/-1 17:58
Nov. 19	STL	0-0,0/-1 14:34
Nov. 22	MTL	0-0,0/0 16:18
Nov. 24	LAK	0-1/1/0 17:06
Nov. 26	@ EDM	0-0,2/-3 12:41
Nov. 28	@ VAN	0-0,2/0 17:44
Nov. 30	WSH	0-0,4/1 21:57
Dec. 2	COL	0-0,5/1 20:03
Dec. 5	@ COL	0-1,1/-1 19:00
Dec. 7	@ CHI	0-0,5/0 19:31
Dec. 10	WPG	0-1,0/-2 16:46
Dec. 13	@ NYI	1-0,4/-1 19:38
Dec. 15	@ NYR	0-0,4/0 19:13
Dec. 17	@ NJD	1-1,3/2 17:52
Dec. 18	@ DET	1-1(W),3/2 17:54
Dec. 21	CGY	0-0,1/-1 19:02
Dec. 23	SEA	0-1,2/-1 19:35
Dec. 27	VGK	1-0,1/1 15:46
Dec. 29	ARI	0-0,1/0 12:41
Dec. 31	EDM	INJ
Jan. 3	TOR	INJ
Jan. 5	WPG	INJ
Jan. 7	DET	0-1,2/2 17:00
Jan. 9	@ NSH	1-1(W),5/0 19:52
Jan. 11	@ CAR	0-1,2/0 19:11
Jan. 13	@ TBL	0-0,0/0 19:27
Jan. 15	@ FLA	1-0,6/0 21:16
Jan. 16	@ WSH	0-0,1/-2 21:29
Jan. 20	@ SJS	0-2,5/1 20:28
Jan. 21	NYR	0-2/1/0 21:12
Jan. 23	BUF	0-1,2/0 16:04
Jan. 25	@ DAL	1-0,4/0 21:10
Jan. 27	@ MIN	2-0(W),4/2 16:08
Jan. 31	SJS	1-1,3/2 17:49
Feb. 9	EDM	0-0,0/-4 15:39
Feb. 13	@ MTL	0-0,0/-1 17:37
Feb. 15	@ OTT	0-2,2/1 16:01
Feb. 17	@ TOR	0-0,1/-1 15:35
Feb. 19	@ BUF	1-2(W),1/2 18:03
Feb. 21	CBJ	1-2,7/0 17:24
Feb. 24	@ LAK	0-0,2/0 15:11
Feb. 25	NSH	INJ
Feb. 29	@ SJS	INJ
Mar. 1	NJD	0-1,0/2 16:36
Mar. 3	VAN	0-0,0/-1 16:50
Mar. 6	OTT	INJ
Mar. 8	DAL	0-0,0/-2 17:03
Mar. 10	NYI	0-0,4/-2 17:53
Mar. 12	@ CHI	0-0,3/-2 19:03
Mar. 14	@ MIN	0-0,1/0 21:07
Mar. 15	@ WPG	0-0,2/0 21:43
Mar. 17	@ STL	2-0,3/2 18:11
Mar. 19	MIN	0-0,1/-1 18:32
Mar. 21	CHI	0-1,3/1 21:15
Mar. 24	TBL	0-0,3/-1 18:22
Mar. 26	@ SEA	0-0,1/-1 16:48
Mar. 28	@ SEA	0-0,4/0 17:15
Mar. 30	@ EDM	0-0,0/-1 17:19
Mar. 31	@ VAN	0-0,3/0 20:55
Apr. 2	@ CGY	1-2,4/1 21:06
Apr. 5	SEA	0-0,1/1 18:17
Apr. 7	STL	0-1,2/-1 18:43
Apr. 9	LAK	0-0,3/0 17:37
Apr. 12	CGY	0-1,0/-1 17:56
Apr. 13	@ LAK	0-0,2/1 20:55
Apr. 18	@ VGK	0-0,1/0 15:31

20 LEASON

Oct. 14	@ VGK	0-0,2/0 11:13
Oct. 15	CAR	0-1,4/1 09:35
Oct. 19	DAL	0-0,3/0 13:08
Oct. 21	@ ARI	0-0,1/0 12:31
Oct. 22	BOS	0-0,0/-2 10:03
Oct. 24	@ CBJ	1-0,1/0 10:50
Oct. 26	@ BOS	0-0,1/0 12:04
Oct. 28	@ PHI	1-0,1/1 13:46
Oct. 30	@ PIT	0-0,2/0 12:32
Nov. 1	ARI	0-0,0/-1 13:03
Nov. 5	VGK	0-0,0/2 09:58
Nov. 7	PIT	0-0,4/0 12:45
Nov. 10	PHI	0-0,1/-1 12:18
Nov. 12	SJS	0-0,1/0 12:17
Nov. 14	@ NSH	0-0,0/-1 11:27
Nov. 15	@ COL	DNP
Nov. 17	FLA	DNP
Nov. 19	STL	0-0,0/0 10:00
Nov. 22	MTL	0-0,0/0 12:11
Nov. 24	LAK	DNP
Nov. 26	@ EDM	0-1,0/0 11:55
Nov. 28	@ VAN	DNP
Nov. 30	WSH	1-1,3/2 12:43
Dec. 2	COL	0-0,1/-1 15:39
Dec. 5	@ COL	0-0,2/1 14:30
Dec. 7	@ CHI	0-0,5/0 14:43
Dec. 10	WPG	0-0,0/-2 17:57
Dec. 13	@ NYI	0-1,0/-1 13:28
Dec. 15	@ NYR	1-0,6/0 14:38
Dec. 17	@ NJD	0-0,0/0 13:36
Dec. 18	@ DET	0-1,0/0 11:55
Dec. 21	CGY	0-0,0/-2 12:10
Dec. 23	SEA	0-0,4/-1 14:08
Dec. 27	VGK	2-0,2/2 15:51
Dec. 29	ARI	0-0,1/-1 16:35
Dec. 31	EDM	0-0,0/-2 13:27
Jan. 3	TOR	0-0,1/0 13:24
Jan. 5	WPG	DNP
Jan. 7	DET	DNP
Jan. 9	@ NSH	0-0,3/0 15:34
Jan. 11	@ CAR	0-1,0/0 13:41
Jan. 13	@ TBL	0-0,0/0 06:29
Jan. 15	@ FLA	DNP
Jan. 16	@ WSH	DNP
Jan. 20	@ SJS	0-0,3/0 12:52
Jan. 21	NYR	0-0,1/0 12:41
Jan. 23	BUF	0-0,1/-1 11:42
Jan. 25	@ DAL	0-0,1/0 14:29
Jan. 27	@ MIN	0-0,0/0 10:23
Jan. 31	SJS	0-0,3/0 11:36
Feb. 9	EDM	0-0,1/0 14:25
Feb. 13	@ MTL	DNP
Feb. 15	@ OTT	DNP
Feb. 17	@ TOR	DNP
Feb. 19	@ BUF	DNP
Feb. 21	CBJ	DNP
Feb. 24	@ LAK	DNP
Feb. 25	NSH	1-1,2/2 15:47
Feb. 29	@ SJS	1-0,4/0 17:15
Mar. 1	NJD	0-0,0/-1 12:06
Mar. 3	VAN	0-0,1/0 13:00
Mar. 6	OTT	0-1/1/0 17:41
Mar. 8	DAL	0-0,1/0 11:26
Mar. 10	NYI	0-0,1/0 13:25
Mar. 12	@ CHI	2-0,3/1 13:03
Mar. 14	@ MIN	0-0,1/-1 14:14
Mar. 15	@ WPG	0-0,1/-2 17:17
Mar. 17	@ STL	0-0,0/0 14:13
Mar. 19	MIN	0-0,1/0 15:27
Mar. 21	CHI	1-1,3/2 14:41
Mar. 24	TBL	0-1,0/1 13:17
Mar. 26	@ SEA	0-0,1/0 13:10
Mar. 28	@ SEA	0-0,2/0 13:02
Mar. 30	@ EDM	0-0,1/-2 14:58
Mar. 31	@ VAN	0-0,0/0 06:17
Apr. 2	@ CGY	0-1,2/1 13:50
Apr. 5	SEA	0-0,0/0 13:21
Apr. 7	STL	0-0,2/0 10:50
Apr. 9	LAK	0-0,2/-1 11:39
Apr. 12	CGY	0-0,2/0 11:14
Apr. 13	@ LAK	0-0,1/0 10:34
Apr. 18	@ VGK	0-0,0/0 12:37

21 LUNDESTROM

Oct. 14	@ VGK	INJ
Oct. 15	CAR	INJ
Oct. 19	DAL	INJ
Oct. 21	@ ARI	INJ
Oct. 22	BOS	INJ
Oct. 24	@ CBJ	INJ
Oct. 26	@ BOS	INJ
Oct. 28	@ PHI	INJ
Oct. 30	@ PIT	INJ
Nov. 1	ARI	INJ
Nov. 5	VGK	INJ
Nov. 7	PIT	INJ
Nov. 10	PHI	INJ
Nov. 12	SJS	INJ
Nov. 14	@ NSH	INJ
Nov. 15	@ COL	INJ
Nov. 17	FLA	INJ
Nov. 19	STL	INJ
Nov. 22	MTL	INJ
Nov. 24	LAK	INJ
Nov. 26	@ EDM	INJ
Nov. 28	@ VAN	INJ
Nov. 30	WSH	INJ
Dec. 2	COL	INJ
Dec. 5	@ COL	INJ
Dec. 7	@ CHI	INJ
Dec. 10	WPG	INJ
Dec. 13	@ NYI	INJ
Dec. 15	@ NYR	INJ
Dec. 17	@ NJD	INJ
Dec. 18	@ DET	INJ
Dec. 21	CGY	INJ
Dec. 23	SEA	INJ
Dec. 27	VGK	INJ
Dec. 29	ARI	INJ
Dec. 31	EDM	INJ
Jan. 3	TOR	0-0,0/0 10:43
Jan. 5	WPG	0-0,4/0 12:54
Jan. 7	DET	0-0,0/0 12:40
Jan. 9	@ NSH	0-0,1/1 13:36
Jan. 11	@ CAR	1-0,3/1 13:45
Jan. 13	@ TBL	0-0,0/-1 13:21
Jan. 15	@ FLA	0-0,0/0 10:47
Jan. 16	@ WSH	0-0,1/0 13:17
Jan. 20	@ SJS	0-0,0/0 14:42
Jan. 21	NYR	0-0,0/-2 13:40
Jan. 23	BUF	0-0,1/2 17:54
Jan. 25	@ DAL	0-2,1/2 15:04
Jan. 27	@ MIN	0-0,0/0 15:55
Jan. 31	SJS	1-0,2/1 15:56
Feb. 9	EDM	0-0,3/0 12:13
Feb. 13	@ MTL	0-0,0/0 13:52
Feb. 15	@ OTT	0-0,0/0 15:01
Feb. 17	@ TOR	0-0,1/-1 11:58
Feb. 19	@ BUF	0-0,0/0 13:23
Feb. 21	CBJ	0-0,0/0 13:10
Feb. 24	@ LAK	0-0,1/0 12:37
Feb. 25	NSH	1-0,2/-1 12:05
Feb. 29	@ SJS	1-0,1/1 12:30
Mar. 1	NJD	0-0,0/0 15:37
Mar. 3	VAN	0-0,0/-1 14:00
Mar. 6	OTT	0-0,1/1 17:33
Mar. 8	DAL	0-0,0/0 14:04
Mar. 10	NYI	0-0,1/-2 14:41
Mar. 12	@ CHI	0-0,2/0 14:03
Mar. 14	@ MIN	0-0,0/0 16:15
Mar. 15	@ WPG	0-0,0/-3 14:56
Mar. 17	@ STL	0-0,0/1 16:38
Mar. 19	MIN	0-0,2/-1 15:37
Mar. 21	CHI	0-0,0/0 12:48
Mar. 24	TBL	0-0,0/1 13:11
Mar. 26	@ SEA	0-0,1/0 15:10
Mar. 28	@ SEA	1-0,1/2 14:27
Mar. 30	@ EDM	0-0,0/-2 12:46
Mar. 31	@ VAN	0-1,0/1 16:34
Apr. 2	@ CGY	0-0,1/0 17:00
Apr. 5	SEA	0-0,1/-1 18:10
Apr. 7	STL	0-2,1/1 18:05
Apr. 9	LAK	0-0,2/0 13:32
Apr. 12	CGY	0-1/1/0 14:36
Apr. 13	@ LAK	0-0,2/-1 14:15
Apr. 18	@ VGK	0-0,1/0 14:40

2023-24 PLAYER GAME-BY-GAME

23 MCTAVISH

Oct. 14	@ VGK	1-0,3/0 18:56
Oct. 15	CAR	0-2,2/3 17:37
Oct. 19	DAL	0-0,2/-1 19:28
Oct. 21	@ ARI	0-0,2/-1 14:43
Oct. 22	BOS	1-0,4/0 18:21
Oct. 24	@ CBJ	0-1,1/1 19:29
Oct. 26	@ BOS	1-0(W),3/1 19:06
Oct. 28	@ PHI	0-2,3/1 14:20
Oct. 30	@ PIT	2-1(W),5/2 15:54
Nov. 1	ARI	0-1,1/0 16:24
Nov. 5	VGK	1-0(W),3/-1 15:36
Nov. 7	PIT	0-0,4/-1 18:36
Nov. 10	PHI	0-1,6/-4 18:14
Nov. 12	SJS	1-0,4/2 20:30
Nov. 14	@ NSH	0-1,2/1 17:18
Nov. 15	@ COL	0-0,2/-2 15:56
Nov. 17	FLA	0-0,0/0 16:19
Nov. 19	STL	1-0,4/-1 16:24
Nov. 22	MTL	2-1,4/-1 15:15
Nov. 24	LAK	0-1,2/-1 16:46
Nov. 26	@ EDM	0-0,2/-1 17:46
Nov. 28	@ VAN	0-0,3/-2 18:18
Nov. 30	WSH	0-0,0/-3 13:02
Dec. 2	COL	0-0,1/-1 02:33
Dec. 5	@ COL	INJ
Dec. 7	@ CHI	INJ
Dec. 10	WPG	INJ
Dec. 13	@ NYI	INJ
Dec. 15	@ NYR	INJ
Dec. 17	@ NJD	INJ
Dec. 18	@ DET	INJ
Dec. 21	CGY	0-0,2/-1 13:24
Dec. 23	SEA	0-0,2/0 21:08
Dec. 27	VGK	0-3,3/2 16:35
Dec. 29	ARI	0-0,1/0 20:09
Dec. 31	EDM	0-0,2/-4 17:20
Jan. 3	TOR	0-1,3/1 19:49
Jan. 5	WPG	1-0,1/-1 20:44
Jan. 7	DET	0-0,3/-2 18:24
Jan. 9	@ NSH	0-1,2/0 17:21
Jan. 11	@ CAR	0-0,2/3 19:26
Jan. 13	@ TBL	0-0,2/-1 15:06
Jan. 15	@ FLA	0-0,2/0 15:00
Jan. 16	@ WSH	0-0,1/0 13:56
Jan. 20	@ SJS	1-0,2/-3 17:18
Jan. 21	NYR	0-0,1/0 14:32
Jan. 23	BUF	0-1,2/2 16:45
Jan. 25	@ DAL	0-1,0/1 15:15
Jan. 27	@ MIN	0-0,2/0 15:49
Jan. 31	SJS	0-1,3/1 17:25
Feb. 9	EDM	INJ
Feb. 13	@ MTL	0-0,0/-1 15:24
Feb. 15	@ OTT	2-0,2/1 11:49
Feb. 17	@ TOR	0-0,1/-1 12:13
Feb. 19	@ BUF	0-3,2/2 17:30
Feb. 21	CBJ	2-0,3/-1 18:13
Feb. 24	@ LAK	0-0,5/0 17:04
Feb. 25	NSH	0-1,5/0 19:23
Feb. 29	@ SJS	0-0,1/-1 18:46
Mar. 1	NJD	0-1,1/1 05:47
Mar. 3	VAN	INJ
Mar. 6	OTT	INJ
Mar. 8	DAL	0-0,2/-1 17:37
Mar. 10	NYI	0-0,1/-1 17:03
Mar. 12	@ CHI	0-0,1/0 15:42
Mar. 14	@ MIN	0-0,0/-1 17:09
Mar. 15	@ WPG	INJ
Mar. 17	@ STL	INJ
Mar. 19	MIN	0-0,0/-1 15:49
Mar. 21	CHI	0-0,1/1 20:02
Mar. 24	TBL	0-0,2/-3 18:31
Mar. 26	@ SEA	0-0,0/-1 14:40
Mar. 28	@ SEA	0-0,0/0 10:35
Mar. 30	@ EDM	0-0,1/0 11:49
Mar. 31	@ VAN	1-0,1/0 17:44
Apr. 2	@ CGY	1-0,4/1 06:32
Apr. 5	SEA	INJ
Apr. 7	STL	INJ
Apr. 9	LAK	INJ
Apr. 12	CGY	INJ
Apr. 13	@ LAK	INJ
Apr. 18	@ VGK	INJ

26 MCGINN

Oct. 14	@ VGK	INJ
Oct. 15	CAR	INJ
Oct. 19	DAL	INJ
Oct. 21	@ ARI	INJ
Oct. 22	BOS	INJ
Oct. 24	@ CBJ	INJ
Oct. 26	@ BOS	INJ
Oct. 28	@ PHI	INJ
Oct. 30	@ PIT	INJ
Nov. 1	ARI	INJ
Nov. 5	VGK	INJ
Nov. 7	PIT	INJ
Nov. 10	PHI	INJ
Nov. 12	SJS	INJ
Nov. 14	@ NSH	INJ
Nov. 15	@ COL	0-1,1/0 12:07
Nov. 17	FLA	0-0,0/0 09:29
Nov. 19	STL	DNP
Nov. 22	MTL	DNP
Nov. 24	LAK	0-0,1/0 09:11
Nov. 26	@ EDM	0-0,2/-1 10:29
Nov. 28	@ VAN	0-0,0/0 10:26
Nov. 30	WSH	1-0,2/2 08:49
Dec. 2	COL	0-0,3/-1 11:59
Dec. 5	@ COL	0-0,1/-1 13:29
Dec. 7	@ CHI	0-0,0/0 10:34
Dec. 10	WPG	0-0,0/-1 10:47
Dec. 13	@ NYI	0-0,0/1 10:06
Dec. 15	@ NYR	0-0,1/1 09:03
Dec. 17	@ NJD	0-0,1/0 13:14
Dec. 18	@ DET	0-0,1/0 10:54
Dec. 21	CGY	0-0,1/0 08:02
Dec. 23	SEA	DNP
Dec. 27	VGK	DNP
Dec. 29	ARI	DNP
Dec. 31	EDM	0-0,2/-1 14:38
Jan. 3	TOR	0-0,0/0 12:21
Jan. 5	WPG	0-0,2/0 13:46
Jan. 7	DET	0-0,0/0 17:19
Jan. 9	@ NSH	DNP
Jan. 11	@ CAR	0-1,2/1 12:18
Jan. 13	@ TBL	DNP
Jan. 15	@ FLA	0-0,2/-1 09:53
Jan. 16	@ WSH	DNP
Jan. 20	@ SJS	0-0,0/-1 09:23
Jan. 21	NYR	DNP
Jan. 23	BUF	0-0,2/0 09:16
Jan. 25	@ DAL	0-0,0/-3 08:20
Jan. 27	@ MIN	INJ
Jan. 31	SJS	INJ
Feb. 9	EDM	INJ
Feb. 13	@ MTL	INJ
Feb. 15	@ OTT	INJ
Feb. 17	@ TOR	INJ
Feb. 19	@ BUF	INJ
Feb. 21	CBJ	INJ
Feb. 24	@ LAK	INJ
Feb. 25	NSH	INJ
Feb. 29	@ SJS	INJ
Mar. 1	NJD	INJ
Mar. 3	VAN	INJ
Mar. 6	OTT	INJ
Mar. 8	DAL	INJ
Mar. 10	NYI	INJ
Mar. 12	@ CHI	INJ
Mar. 14	@ MIN	INJ
Mar. 15	@ WPG	INJ
Mar. 17	@ STL	INJ
Mar. 19	MIN	INJ
Mar. 21	CHI	INJ
Mar. 24	TBL	INJ
Mar. 26	@ SEA	INJ
Mar. 28	@ SEA	INJ
Mar. 30	@ EDM	INJ
Mar. 31	@ VAN	INJ
Apr. 2	@ CGY	INJ
Apr. 5	SEA	INJ
Apr. 7	STL	INJ
Apr. 9	LAK	INJ
Apr. 12	CGY	INJ
Apr. 13	@ LAK	INJ
Apr. 18	@ VGK	INJ

34 MINTYUKOV

Oct. 14	@ VGK	0-0,1/-1 17:58
Oct. 15	CAR	1-0,3/2 18:11
Oct. 19	DAL	0-1,2/1 18:23
Oct. 21	@ ARI	0-0,1/0 23:58
Oct. 22	BOS	0-0,1/-1 20:24
Oct. 24	@ CBJ	0-1,2/0 17:46
Oct. 26	@ BOS	0-1,2/1 21:04
Oct. 28	@ PHI	0-0,2/-1 17:46
Oct. 30	@ PIT	0-2,1/2 16:55
Nov. 1	ARI	0-1,1/1 20:01
Nov. 5	VGK	0-1,1/2 18:37
Nov. 7	PIT	0-0,3/-1 20:29
Nov. 10	PHI	0-1,2/-3 17:01
Nov. 12	SJS	0-1,2/1 17:35
Nov. 14	@ NSH	0-0,3/1 19:59
Nov. 15	@ COL	0-0,0/-2 18:26
Nov. 17	FLA	0-0,1/0 19:02
Nov. 19	STL	0-0,4/-2 19:13
Nov. 22	MTL	0-1,1/-1 19:00
Nov. 24	LAK	0-0,2/0 16:56
Nov. 26	@ EDM	0-1,1/0 18:20
Nov. 28	@ VAN	0-0,2/-2 22:11
Nov. 30	WSH	0-0,0/-1 19:40
Dec. 2	COL	0-1,3/0 18:26
Dec. 5	@ COL	0-0,1/-2 20:38
Dec. 7	@ CHI	0-0,3/0 17:51
Dec. 10	WPG	0-0,0/-2 16:06
Dec. 13	@ NYI	0-1,1/-2 18:37
Dec. 15	@ NYR	0-0,0/-1 19:56
Dec. 17	@ NJD	0-2,3/2 18:20
Dec. 18	@ DET	1-0,1/1 14:35
Dec. 21	CGY	0-0,3/-1 18:22
Dec. 23	SEA	0-1,1/1 16:35
Dec. 27	VGK	0-0,0/2 15:39
Dec. 29	ARI	0-0,1/0 16:21
Dec. 31	EDM	0-0,2/-1 12:54
Jan. 3	TOR	0-0,0/-1 13:55
Jan. 5	WPG	0-0,1/0 18:27
Jan. 7	DET	0-0,2/-1 15:10
Jan. 9	@ NSH	0-1,0/-2 12:53
Jan. 11	@ CAR	INJ
Jan. 13	@ TBL	INJ
Jan. 15	@ FLA	INJ
Jan. 16	@ WSH	INJ
Jan. 20	@ SJS	INJ
Jan. 21	NYR	INJ
Jan. 23	BUF	INJ
Jan. 25	@ DAL	INJ
Jan. 27	@ MIN	INJ
Jan. 31	SJS	INJ
Feb. 9	EDM	INJ
Feb. 13	@ MTL	0-0,1/-2 16:03
Feb. 15	@ OTT	1-0,1/1 16:34
Feb. 17	@ TOR	0-0,1/-1 17:51
Feb. 19	@ BUF	0-0,0/1 19:09
Feb. 21	CBJ	0-3,1/2 19:15
Feb. 24	@ LAK	0-0,0/0 18:57
Feb. 25	NSH	0-0,1/-3 17:31
Feb. 29	@ SJS	0-1,2/1 26:23
Mar. 1	NJD	0-0,3/1 21:18
Mar. 3	VAN	0-0,0/-1 23:54
Mar. 6	OTT	0-0,0/-1 18:07
Mar. 8	DAL	0-1,1/-1 23:18
Mar. 10	NYI	0-0,2/-2 20:57
Mar. 12	@ CHI	0-0,1/0 17:26
Mar. 14	@ MIN	0-0,1/-2 18:04
Mar. 15	@ WPG	0-0,2/-1 17:56
Mar. 17	@ STL	0-1,3/0 16:33
Mar. 19	MIN	0-0,3/0 25:04
Mar. 21	CHI	0-1,0/2 20:00
Mar. 24	TBL	1-0,5/0 21:58
Mar. 26	@ SEA	0-0,0/-1 22:24
Mar. 28	@ SEA	0-0,0/0 22:25
Mar. 30	@ EDM	0-0,0/-2 22:26
Mar. 31	@ VAN	INJ
Apr. 2	@ CGY	INJ
Apr. 5	SEA	INJ
Apr. 7	STL	INJ
Apr. 9	LAK	INJ
Apr. 12	CGY	INJ
Apr. 13	@ LAK	INJ
Apr. 18	@ VGK	INJ

2023-24 PLAYER GAME-BY-GAME

44 JOHNSTON

Oct. 14	@ VGK	0-0,1/0 05:55
Oct. 15	CAR	0-0,1/1 06:04
Oct. 19	DAL	0-0,0/0 10:40
Oct. 21	@ ARI	0-0,0/0 06:48
Oct. 22	BOS	0-0,1/-2 06:21
Oct. 24	@ CBJ	0-1,2/1 06:06
Oct. 26	@ BOS	0-0,0/0 09:09
Oct. 28	@ PHI	0-1,0/1 09:29
Oct. 30	@ PIT	0-0,0/0 08:33
Nov. 1	ARI	0-0,1/-1 08:28
Nov. 5	VGK	0-0,1/1 05:35
Nov. 7	PIT	0-0,0/0 09:39
Nov. 10	PHI	0-0,2/0 09:13
Nov. 12	SJS	DNP
Nov. 14	@ NSH	0-0,0/0 04:20
Nov. 15	@ COL	DNP
Nov. 17	FLA	0-0,1/-1 07:17
Nov. 19	STL	DNP
Nov. 22	MTL	0-0,2/0 07:06
Nov. 24	LAK	DNP
Nov. 26	@ EDM	DNP
Nov. 28	@ VAN	0-0,0/0 09:59
Nov. 30	WSH	DNP
Dec. 2	COL	DNP
Dec. 5	@ COL	DNP
Dec. 7	@ CHI	0-0,1/0 07:33
Dec. 10	WPG	0-0,0/0 04:15
Dec. 13	@ NYI	0-0,1/1 08:10
Dec. 15	@ NYR	DNP
Dec. 17	@ NJD	0-0,0/0 05:29
Dec. 18	@ DET	0-0,0/0 05:49
Dec. 21	CGY	DNP
Dec. 23	SEA	0-0,2/-1 07:21
Dec. 27	VGK	0-0,0/0 06:43
Dec. 29	ARI	0-0,0/-1 10:16
Dec. 31	EDM	0-0,2/0 08:06
Jan. 3	TOR	DNP
Jan. 5	WPG	0-0,0/0 08:30
Jan. 7	DET	0-0,1/0 06:19
Jan. 9	@ NSH	0-0,0/0 07:32
Jan. 11	@ CAR	DNP
Jan. 13	@ TBL	0-0,1/0 11:17
Jan. 15	@ FLA	0-0,1/1 08:03
Jan. 16	@ WSH	0-0,1/0 08:50
Jan. 20	@ SJS	0-0,1/-1 08:33
Jan. 21	NYR	0-0,0/0 07:51
Jan. 23	BUF	DNP
Jan. 25	@ DAL	0-0,3/-3 08:22
Jan. 27	@ MIN	0-0,0/0 06:21
Jan. 31	SJS	0-0,0/0 07:07
Feb. 9	EDM	0-0,1/0 12:17
Feb. 13	@ MTL	0-0,0/0 06:52
Feb. 15	@ OTT	0-0,0/0 09:24
Feb. 17	@ TOR	0-0,0/-1 08:32
Feb. 19	@ BUF	0-1,1/0 08:51
Feb. 21	CBJ	0-0,0/-2 07:58
Feb. 24	@ LAK	0-0,1/0 09:15
Feb. 25	NSH	0-0,1/-1 06:11
Feb. 29	@ SJS	0-0,0/0 06:55
Mar. 1	NJD	0-0,0/-1 06:33
Mar. 3	VAN	0-0,1/0 10:37
Mar. 6	OTT	0-0,0/-1 08:18
Mar. 8	DAL	0-0,1/0 08:23
Mar. 10	NYI	0-0,0/0 08:50
Mar. 12	@ CHI	0-0,2/0 10:23
Mar. 14	@ MIN	0-0,1/0 09:54
Mar. 15	@ WPG	0-0,2/-1 12:52
Mar. 17	@ STL	0-0,1/0 09:10
Mar. 19	MIN	0-0,0/0 09:15
Mar. 21	CHI	0-0,0/1 05:29
Mar. 24	TBL	1-0,2/1 07:12
Mar. 26	@ SEA	0-0,0/0 09:06
Mar. 28	@ SEA	0-0,0/0 07:20
Mar. 30	@ EDM	0-0,0/-2 10:15
Mar. 31	@ VAN	DNP
Apr. 2	@ CGY	0-0,0/0 05:26
Apr. 5	SEA	0-0,0/0 09:23
Apr. 7	STL	0-0,2/0 09:59
Apr. 9	LAK	0-0,0/-1 09:25
Apr. 12	CGY	0-0,2/0 11:07
Apr. 13	@ LAK	0-0,0/0 07:00
Apr. 18	@ VGK	0-0,0/0 12:03

51 ZELLWEGER

Oct. 14	@ VGK	MIN
Oct. 15	CAR	MIN
Oct. 19	DAL	MIN
Oct. 21	@ ARI	MIN
Oct. 22	BOS	MIN
Oct. 24	@ CBJ	MIN
Oct. 26	@ BOS	MIN
Oct. 28	@ PHI	MIN
Oct. 30	@ PIT	MIN
Nov. 1	ARI	MIN
Nov. 5	VGK	MIN
Nov. 7	PIT	MIN
Nov. 10	PHI	MIN
Nov. 12	SJS	MIN
Nov. 14	@ NSH	MIN
Nov. 15	@ COL	MIN
Nov. 17	FLA	MIN
Nov. 19	STL	MIN
Nov. 22	MTL	MIN
Nov. 24	LAK	MIN
Nov. 26	@ EDM	MIN
Nov. 28	@ VAN	MIN
Nov. 30	WSH	MIN
Dec. 2	COL	MIN
Dec. 5	@ COL	MIN
Dec. 7	@ CHI	MIN
Dec. 10	WPG	MIN
Dec. 13	@ NYI	MIN
Dec. 15	@ NYR	MIN
Dec. 17	@ NJD	MIN
Dec. 18	@ DET	MIN
Dec. 21	CGY	MIN
Dec. 23	SEA	MIN
Dec. 27	VGK	MIN
Dec. 29	ARI	MIN
Dec. 31	EDM	MIN
Jan. 3	TOR	MIN
Jan. 5	WPG	MIN
Jan. 7	DET	MIN
Jan. 9	@ NSH	MIN
Jan. 11	@ CAR	MIN
Jan. 13	@ TBL	MIN
Jan. 15	@ FLA	MIN
Jan. 16	@ WSH	MIN
Jan. 20	@ SJS	MIN
Jan. 21	NYR	MIN
Jan. 23	BUF	0-1,2/0 13:42
Jan. 25	@ DAL	0-0,0/0 13:53
Jan. 27	@ MIN	0-0,1/0 17:54
Jan. 31	SJS	0-0,3/2 19:49
Feb. 9	EDM	MIN
Feb. 13	@ MTL	MIN
Feb. 15	@ OTT	MIN
Feb. 17	@ TOR	MIN
Feb. 19	@ BUF	MIN
Feb. 21	CBJ	MIN
Feb. 24	@ LAK	MIN
Feb. 25	NSH	MIN
Feb. 29	@ SJS	MIN
Mar. 1	NJD	0-0,2/1 17:27
Mar. 3	VAN	0-0,0/-1 20:06
Mar. 6	OTT	0-1,0/1 16:54
Mar. 8	DAL	0-0,1/-1 19:37
Mar. 10	NYI	0-0,2/-1 22:48
Mar. 12	@ CHI	0-0,1/-2 23:38
Mar. 14	@ MIN	0-0,2/-1 23:30
Mar. 15	@ WPG	0-0,1/-1 17:58
Mar. 17	@ STL	0-0,1/1 20:09
Mar. 19	MIN	0-0,2/-2 16:12
Mar. 21	CHI	0-1,0/1 21:22
Mar. 24	TBL	0-0,1/0 16:49
Mar. 26	@ SEA	0-0,1/-1 17:41
Mar. 28	@ SEA	DNP
Mar. 30	@ EDM	0-0,0/-1 15:37
Mar. 31	@ VAN	1-0,4/0 20:45
Apr. 2	@ CGY	0-3,1/1 18:19
Apr. 5	SEA	0-0,0/-1 18:51
Apr. 7	STL	0-0,4/0 24:46
Apr. 9	LAK	0-0,0/0 20:00
Apr. 12	CGY	1-0,3/-2 21:14
Apr. 13	@ LAK	0-1,2/1 22:39
Apr. 18	@ VGK	0-0,0/0 19:44

77 VATRANO

Oct. 14	@ VGK	0-0,2/1 20:41
Oct. 15	CAR	3-0(W),6/2 20:50
Oct. 19	DAL	0-0,3/-1 19:36
Oct. 21	@ ARI	1-0,3/-1 15:38
Oct. 22	BOS	0-1,6/1 18:56
Oct. 24	@ CBJ	1-0(W),4/2 20:00
Oct. 26	@ BOS	0-0,1/1 18:33
Oct. 28	@ PHI	3-0,4/2 16:53
Oct. 30	@ PIT	1-0,2/1 16:36
Nov. 1	ARI	0-0,4/-1 17:57
Nov. 5	VGK	0-2,3/-1 17:05
Nov. 7	PIT	0-0,2/0 18:36
Nov. 10	PHI	0-0,2/-3 16:45
Nov. 12	SJS	2-1(W),5/2 18:28
Nov. 14	@ NSH	0-1,4/1 22:01
Nov. 15	@ COL	0-0,1/-2 16:55
Nov. 17	FLA	1-0,5/0 19:18
Nov. 19	STL	0-0,5/0 21:29
Nov. 22	MTL	1-1,4/-1 17:05
Nov. 24	LAK	0-1,3/-1 17:03
Nov. 26	@ EDM	0-0,4/-1 17:18
Nov. 28	@ VAN	0-1,8/-2 16:49
Nov. 30	WSH	1-0,5/-1 16:00
Dec. 2	COL	0-1,2/-1 20:22
Dec. 5	@ COL	0-0,2/0 17:07
Dec. 7	@ CHI	0-0,4/0 18:38
Dec. 10	WPG	0-0,5/-2 17:48
Dec. 13	@ NYI	0-0,3/-1 17:06
Dec. 15	@ NYR	0-0,0/-2 14:30
Dec. 17	@ NJD	0-0,4/0 19:34
Dec. 18	@ DET	0-0,2/0 17:07
Dec. 21	CGY	0-0,2/0 18:40
Dec. 23	SEA	1-0,4/1 19:15
Dec. 27	VGK	1-0(W),1/1 18:01
Dec. 29	ARI	0-0,3/0 17:49
Dec. 31	EDM	1-0,4/-3 18:04
Jan. 3	TOR	1-0,5/1 18:46
Jan. 5	WPG	0-1,2/-1 20:31
Jan. 7	DET	0-0,4/-1 18:33
Jan. 9	@ NSH	1-0,6/0 21:49
Jan. 11	@ CAR	0-1,1/-3 17:01
Jan. 13	@ TBL	1-0,3/-1 18:12
Jan. 15	@ FLA	0-2,0/3 17:44
Jan. 16	@ WSH	0-0,1/0 16:28
Jan. 20	@ SJS	0-0,3/-4 20:05
Jan. 21	NYR	0-0,1/-2 18:03
Jan. 23	BUF	0-1,4/0 17:06
Jan. 25	@ DAL	0-0,1/0 17:29
Jan. 27	@ MIN	0-1,2/2 15:57
Jan. 31	SJS	1-0(W),4/2 21:06
Feb. 9	EDM	0-2,4/-3 17:50
Feb. 13	@ MTL	0-0,0/-1 17:47
Feb. 15	@ OTT	1-2(W),3/1 18:36
Feb. 17	@ TOR	1-0,1/-2 17:07
Feb. 19	@ BUF	2-0,5/2 17:59
Feb. 21	CBJ	0-1,3/-2 19:52
Feb. 24	@ LAK	0-0,3/0 17:46
Feb. 25	NSH	0-0,1/0 21:27
Feb. 29	@ SJS	1-0,3/-1 20:15
Mar. 1	NJD	2-0(W),5/2 17:39
Mar. 3	VAN	0-0,4/-1 16:13
Mar. 6	OTT	0-1,0/1 22:33
Mar. 8	DAL	0-1,2/0 15:32
Mar. 10	NYI	0-0,6/-1 16:31
Mar. 12	@ CHI	0-0,6/-2 18:00
Mar. 14	@ MIN	0-0,0/0 18:16
Mar. 15	@ WPG	0-0,5/-2 19:48
Mar. 17	@ STL	0-0,6/0 18:42
Mar. 19	MIN	0-0,5/-1 15:47
Mar. 21	CHI	1-0,6/0 22:09
Mar. 24	TBL	0-0,7/-1 20:37
Mar. 26	@ SEA	0-0,3/-1 17:17
Mar. 28	@ SEA	0-0,8/0 20:29
Mar. 30	@ EDM	0-1,2/0 17:49
Mar. 31	@ VAN	0-1,2/1 20:23
Apr. 2	@ CGY	0-0,6/0 17:04
Apr. 5	SEA	0-0,1/-1 16:25
Apr. 7	STL	2-0,5/1 19:04
Apr. 9	LAK	1-0,5/3 21:47
Apr. 12	CGY	1-0,1/0 15:27
Apr. 13	@ LAK	0-0,1/-1 19:10
Apr. 18	@ VGK	3-0,4/2 15:32

2023-24 PLAYER GAME-BY-GAME

91 CARLSSON

Oct. 14	@ VGK	INJ
Oct. 15	CAR	INJ
Oct. 19	DAL	1-0, 2/2 19:00
Oct. 21	@ ARI	0-0, 4/0 21:33
Oct. 22	BOS	DNP
Oct. 24	@ CBJ	DNP
Oct. 26	@ BOS	1-1, 3/2 22:37
Oct. 28	@ PHI	0-0, 2/-1 17:09
Oct. 30	@ PIT	0-0, 1/-1 15:54
Nov. 1	ARI	1-0, 2/0 16:17
Nov. 5	VGK	0-0, 0/0 13:36
Nov. 7	PIT	0-0, 1/-2 18:40
Nov. 10	PHI	3-0, 5/0 20:44
Nov. 12	SJS	0-1, 3/-1 18:04
Nov. 14	@ NSH	DNP
Nov. 15	@ COL	0-0, 0/-2 17:44
Nov. 17	FLA	DNP
Nov. 19	STL	0-0, 3/0 17:12
Nov. 22	MTL	0-1, 3/0 16:02
Nov. 24	LAK	0-0, 1/0 16:05
Nov. 26	@ EDM	DNP
Nov. 28	@ VAN	DNP
Nov. 30	WSH	0-1, 1/1 21:26
Dec. 2	COL	1-1, 4/1 19:28
Dec. 5	@ COL	1-0, 5/-2 18:46
Dec. 7	@ CHI	0-0, 2/0 19:39
Dec. 10	WPG	0-0, 0/-2 17:02
Dec. 13	@ NYI	0-1, 2/-1 17:50
Dec. 15	@ NYR	0-0, 2/0 18:32
Dec. 17	@ NJD	DNP
Dec. 18	@ DET	0-1, 0/1 17:42
Dec. 21	CGY	0-0, 2/0 14:04
Dec. 23	SEA	INJ
Dec. 27	VGK	INJ
Dec. 29	ARI	INJ
Dec. 31	EDM	INJ
Jan. 3	TOR	INJ
Jan. 5	WPG	INJ
Jan. 7	DET	INJ
Jan. 9	@ NSH	INJ
Jan. 11	@ CAR	INJ
Jan. 13	@ TBL	INJ
Jan. 15	@ FLA	0-0, 0/-1 20:05
Jan. 16	@ WSH	0-0, 1/-2 20:31
Jan. 20	@ SJS	0-1, 2/1 19:06
Jan. 21	NYR	0-2, 3/1 20:59
Jan. 23	BUF	0-0, 0/0 19:12
Jan. 25	@ DAL	0-0, 3/0 19:14
Jan. 27	@ MIN	0-0, 1/0 18:23
Jan. 31	SJS	0-1, 1/0 19:08
Feb. 9	EDM	0-1, 1/1 16:53
Feb. 13	@ MTL	0-0, 3/-2 18:05
Feb. 15	@ OTT	0-0, 1/1 15:36
Feb. 17	@ TOR	0-0, 2/-2 20:08
Feb. 19	@ BUF	0-0, 1/0 13:52
Feb. 21	CBJ	0-1, 0/-1 18:01
Feb. 24	@ LAK	0-0, 1/0 18:48
Feb. 25	NSH	0-0, 5/-1 19:25
Feb. 29	@ SJS	0-1, 0/2 14:13
Mar. 1	NJD	INJ
Mar. 3	VAN	INJ
Mar. 6	OTT	INJ
Mar. 8	DAL	INJ
Mar. 10	NYI	INJ
Mar. 12	@ CHI	INJ
Mar. 14	@ MIN	INJ
Mar. 15	@ WPG	INJ
Mar. 17	@ STL	0-1, 3/1 19:05
Mar. 19	MIN	0-0, 3/-1 17:59
Mar. 21	CHI	0-0, 1/1 11:38
Mar. 24	TBL	0-0, 5/0 20:01
Mar. 26	@ SEA	0-0, 0/-1 15:05
Mar. 28	@ SEA	0-0, 1/-1 18:14
Mar. 30	@ EDM	0-0, 3/-2 17:39
Mar. 31	@ VAN	0-0, 1/0 20:29
Apr. 2	@ CGY	0-1, 0/1 19:41
Apr. 5	SEA	1-0, 3/1 18:21
Apr. 7	STL	2-0, 5/-1 18:55
Apr. 9	LAK	0-0, 1/0 16:04
Apr. 12	CGY	0-0, 1/-2 17:10
Apr. 13	@ LAK	0-0, 2/0 21:54
Apr. 18	@ VGK	0-1, 1/1 17:00

1 DOSTAL

Oct. 14	@ VGK	DNP
Oct. 15	CAR	3/35 W 59:39
Oct. 19	DAL	DNP
Oct. 21	@ ARI	2/27 L 57:52
Oct. 22	BOS	DNP
Oct. 24	@ CBJ	2/37 W 62:20
Oct. 26	@ BOS	DNP
Oct. 28	@ PHI	4/30 W 59:44
Oct. 30	@ PIT	2/35 W 40:00
Nov. 1	ARI	3/35 W 63:27
Nov. 5	VGK	DNP
Nov. 7	PIT	DNP
Nov. 10	PHI	5/35 L 57:30
Nov. 12	SJS	DNP
Nov. 14	@ NSH	DNP
Nov. 15	@ COL	8/38 L 60:00
Nov. 17	FLA	DNP
Nov. 19	STL	DNP
Nov. 22	MTL	DNP
Nov. 24	LAK	DNP
Nov. 26	@ EDM	6/16 L 27:20
Nov. 28	@ VAN	DNP
Nov. 30	WSH	DNP
Dec. 2	COL	DNP
Dec. 5	@ COL	DNP
Dec. 7	@ CHI	1/25 L 58:23
Dec. 10	WPG	DNP
Dec. 13	@ NYI	DNP
Dec. 15	@ NYR	5/39 L 59:27
Dec. 17	@ NJD	0/10 20:00
Dec. 18	@ DET	3/32 W 60:00
Dec. 21	CGY	2/43 L 59:18
Dec. 23	SEA	3/22 L 59:39
Dec. 27	VGK	DNP
Dec. 29	ARI	DNP
Dec. 31	EDM	DNP
Jan. 3	TOR	2/57 O 62:12
Jan. 5	WPG	DNP
Jan. 7	DET	3/28 L 59:06
Jan. 9	@ NSH	3/42 W 59:33
Jan. 11	@ CAR	1/9 20:00
Jan. 13	@ TBL	5/41 L 60:00
Jan. 15	@ FLA	DNP
Jan. 16	@ WSH	DNP
Jan. 20	@ SJS	DNP
Jan. 21	NYR	4/32 L 58:34
Jan. 23	BUF	DNP
Jan. 25	@ DAL	DNP
Jan. 27	@ MIN	2/37 W 60:00
Jan. 31	SJS	DNP
Feb. 9	EDM	2/10 L 19:15
Feb. 13	@ MTL	5/38 L 60:00
Feb. 15	@ OTT	1/19 20:00
Feb. 17	@ TOR	4/18 L 20:00
Feb. 19	@ BUF	DNP
Feb. 21	CBJ	DNP
Feb. 24	@ LAK	DNP
Feb. 25	NSH	3/28 L 57:23
Feb. 29	@ SJS	DNP
Mar. 1	NJD	3/55 W 60:00
Mar. 3	VAN	2/31 L 58:57
Mar. 6	OTT	1/30 W 59:41
Mar. 8	DAL	DNP
Mar. 10	NYI	6/19 L 58:49
Mar. 12	@ CHI	1/5 10:42
Mar. 14	@ MIN	2/31 L 57:29
Mar. 15	@ WPG	DNP
Mar. 17	@ STL	4/27 L 58:08
Mar. 19	MIN	DND
Mar. 21	CHI	0/29 W 59:46
Mar. 24	TBL	3/27 O 60:44
Mar. 26	@ SEA	DNP
Mar. 28	@ SEA	4/28 L 58:41
Mar. 30	@ EDM	DNP
Mar. 31	@ VAN	3/30 L 57:24
Apr. 2	@ CGY	3/24 W 60:00
Apr. 5	SEA	3/27 L 58:55
Apr. 7	STL	5/31 O 64:58
Apr. 9	LAK	1/37 W 60:00
Apr. 12	CGY	DNP
Apr. 13	@ LAK	3/28 L 57:53
Apr. 18	@ VGK	1/33 W 60:00

36 GIBSON

Oct. 14	@ VGK	3/37 L 59:51
Oct. 15	CAR	DNP
Oct. 19	DAL	3/24 L 57:47
Oct. 21	@ ARI	DNP
Oct. 22	BOS	2/25 L 58:35
Oct. 24	@ CBJ	DNP
Oct. 26	@ BOS	3/30 W 58:56
Oct. 28	@ PHI	DNP
Oct. 30	@ PIT	1/7 20:00
Nov. 1	ARI	INJ
Nov. 5	VGK	2/32 W 60:00
Nov. 7	PIT	1/35 L 58:49
Nov. 10	PHI	DNP
Nov. 12	SJS	1/26 W 59:50
Nov. 14	@ NSH	2/30 W 59:38
Nov. 15	@ COL	DNP
Nov. 17	FLA	2/35 L 57:51
Nov. 19	STL	3/32 L 57:33
Nov. 22	MTL	4/28 L 58:25
Nov. 24	LAK	5/31 L 59:31
Nov. 26	@ EDM	2/10 32:40
Nov. 28	@ VAN	2/26 L 59:36
Nov. 30	WSH	5/26 L 58:21
Dec. 2	COL	3/37 W 64:41
Dec. 5	@ COL	3/30 L 59:04
Dec. 7	@ CHI	DNP
Dec. 10	WPG	3/30 L 59:35
Dec. 13	@ NYI	4/35 L 58:46
Dec. 15	@ NYR	DNP
Dec. 17	@ NJD	1/19 W 40:00
Dec. 18	@ DET	DND
Dec. 21	CGY	DNP
Dec. 23	SEA	DNP
Dec. 27	VGK	2/32 W 60:00
Dec. 29	ARI	2/32 L 56:50
Dec. 31	EDM	7/39 L 60:00
Jan. 3	TOR	DNP
Jan. 5	WPG	3/27 L 56:34
Jan. 7	DET	INJ
Jan. 9	@ NSH	DNP
Jan. 11	@ CAR	5/25 L 40:00
Jan. 13	@ TBL	DNP
Jan. 15	@ FLA	4/33 W 60:48
Jan. 16	@ WSH	1/27 L 57:21
Jan. 20	@ SJS	4/18 L 57:57
Jan. 21	NYR	DNP
Jan. 23	BUF	2/30 W 59:58
Jan. 25	@ DAL	4/44 O 60:38
Jan. 27	@ MIN	DNP
Jan. 31	SJS	2/28 W 63:27
Feb. 9	EDM	2/21 40:00
Feb. 13	@ MTL	DNP
Feb. 15	@ OTT	0/15 W 40:00
Feb. 17	@ TOR	5/14 40:00
Feb. 19	@ BUF	3/37 W 60:00
Feb. 21	CBJ	6/26 L 57:04
Feb. 24	@ LAK	2/50 O 65:00
Feb. 25	NSH	DNP
Feb. 29	@ SJS	4/28 W 60:00
Mar. 1	NJD	DNP
Mar. 3	VAN	INJ
Mar. 6	OTT	DNP
Mar. 8	DAL	6/36 L 60:00
Mar. 10	NYI	DNP
Mar. 12	@ CHI	6/26 L 48:30
Mar. 14	@ MIN	DNP
Mar. 15	@ WPG	6/38 L 59:36
Mar. 17	@ STL	DNP
Mar. 19	MIN	4/32 L 59:31
Mar. 21	CHI	DNP
Mar. 24	TBL	INJ
Mar. 26	@ SEA	4/36 L 60:00
Mar. 28	@ SEA	DNP
Mar. 30	@ EDM	6/37 L 59:07
Mar. 31	@ VAN	DNP
Apr. 2	@ CGY	DNP
Apr. 5	SEA	INJ
Apr. 7	STL	INJ
Apr. 9	LAK	INJ
Apr. 12	CGY	6/27 L 59:39
Apr. 13	@ LAK	DNP
Apr. 18	@ VGK	DNP

2023-24 TRANSACTIONS

DATE	TRANSACTION
July 1, 2023	Signed LW Alex Killorn to a four-year contract, D Radko Gudas to a three-year contract and D Trevor Carrick to a one-year, two-way contract
July 4, 2023	Signed D Robert Hagg to a one-year contract.
July 11, 2023	Named Brent Thompson assistant coach and David Rook goaltending coach.
July 12, 2023	Signed C Leo Carlsson to a three-year entry-level contract.
July 14, 2023	Signed C Bo Groulx to a one-year contract extension.
July 19, 2023	Signed D Noah Warren to a three-year entry-level contract.
Aug. 2, 2023	Signed RW Troy Terry to a seven-year contract extension through the 2029-30 NHL season.
Aug. 18, 2023	Acquired D Ilya Lyubushkin from Buffalo for Minnesota's fourth-round selection in the 2025 NHL Draft.
Aug. 23, 2023	Signed D Scott Harrington to a professional tryout (PTO).
Aug. 31, 2023	Signed RW Zack Kassian to a professional tryout (PTO).
Sept. 5, 2023	Signed D Tristan Luneau to a three-year entry-level contract.
Sept. 26, 2023	Assigned D Rodwin Dionicio to Windsor (OHL), C Connor Hvidston to Swift Current (WHL), Nico Myatovic to Seattle (WHL), RW Coulson Pitre to Flint (OHL), D Vojtech Port to Edmonton (WHL), Konnor Smith to Peterborough (OHL), LW Yegor Sidorov to Saskatoon (WHL) and Carey Terrance to Erie (OHL).
Sept. 30, 2023	Assigned G Gage Alexander , RW Judd Caulfield , RW Davis Codd , C Nathan Gaucher , C Ben King , C Josh Lopina , LW Blake McLaughlin , RW Sasha Pastujov , RW Jacob Perreault , D Luka Profaca , G Tomas Suchanek , LW Brayden Tracey and D Nick Wolff to San Diego (AHL).
Oct. 1, 2023	Claimed D Lassi Thomson on waivers from Ottawa.
Oct. 2, 2023	Signed C Trevor Zegras to a three-year contract extension. Assigned D Trevor Carrick , D Drew Helleson , D Tyson Hinds and RW Jaxsen Wiebe to San Diego (AHL).
Oct. 4, 2023	Assigned G Calle Clang , C Glenn Gawdin , D Scott Harrington , LW Nikita Nesterenko , LW Pavol Regenda to San Diego (AHL).
Oct. 5, 2023	Signed D Jamie Drysdale to a three-year contract extension.
Oct. 6, 2023	Assigned D Robert Hagg and D Colton White to San Diego (AHL), and D Noah Warren to Victoriaville (QMJHL).
Oct. 8, 2023	Assigned D Olen Zellweger to San Diego (AHL). Released RW Zack Kassian from a PTO. Placed LW Alex Killorn on IR.
Oct. 9, 2023	Assigned C Andrew Agozzino and G Alex Stalock to San Diego (AHL). Ottawa reclaimed D Lassi Thomson .
Oct. 10, 2023	Claimed LW Ross Johnston on waivers from the NY Islanders.
Oct. 25, 2023	Recalled D Robert Hagg from San Diego (AHL).
Nov. 1, 2023	Recalled G Alex Stalock from San Diego (AHL) and assigned D Robert Hagg to San Diego.
Nov. 3, 2023	Reassigned G Alex Stalock to San Diego (AHL) and assigned D Tristan Luneau to San Diego on a Conditioning Loan.
Nov. 4, 2023	Recalled D Robert Hagg from San Diego (AHL).
Nov. 5, 2023	Reassigned D Robert Hagg to San Diego (AHL).
Nov. 17, 2023	Recalled D Tristan Luneau from a Conditioning Loan with San Diego (AHL).
Nov. 23, 2023	Assigned LW Chase De Leo to San Diego (AHL).
Dec. 10, 2023	Recalled D Robert Hagg from San Diego (AHL). Loaned D Tristan Luneau to Canada (WJC).
Dec. 18, 2023	Recalled G Calle Clang from San Diego (AHL) and placed G John Gibson on Non-Roster.

2023-24 TRANSACTIONS

Dec. 19, 2023	Reassigned D Robert Hagg to San Diego (AHL).
Dec. 20, 2023	Recalled G Alex Stalock from San Diego (AHL) and reassigned G Calle Clang to San Diego.
Dec. 21, 2023	Reassigned G Alex Stalock to San Diego (AHL). Activated G John Gibson from Non-Roster.
Jan. 7, 2024	Recalled G Alex Stalock from San Diego (AHL) and assigned D Jackson LaCombe to San Diego.
Jan. 8, 2024	Acquired LW Cutter Gauthier from Philadelphia for D Jamie Drysdale and a 2025 second-round pick. Recalled D Jackson LaCombe from San Diego (AHL) and reassigned G Alex Stalock to San Diego.
Jan. 9, 2024	Recalled D Robert Hagg from San Diego (AHL).
Jan. 10, 2024	Claimed D Gustav Lindstrom on waivers from Montreal.
Jan. 23, 2024	Recalled D Olen Zellweger from San Diego (AHL).
Jan. 29, 2024	Reassigned D Robert Hagg to San Diego (AHL).
Feb. 1, 2024	Reassigned D Olen Zellweger to San Diego (AHL).
Feb. 29, 2024	Acquired a third-round selection in the 2025 NHL Draft from Toronto in a three-team trade including Carolina. Toronto received D Ilya Lyubushkin from Anaheim, with the Ducks retaining 50% of Lyubushkin's contract. Carolina received a 2024 sixth round selection from Toronto and retained the remaining 50% of Lyubushkin's salary. Toronto also received the reserve rights to forward Kirill Slepets .
March 1, 2024	Recalled D Olen Zellweger from San Diego (AHL).
March 3, 2024	Recalled G Alex Stalock on emergency basis from San Diego (AHL).
March 5, 2024	Reassigned G Alex Stalock to San Diego (AHL)
March 6, 2024	Acquired Edmonton's 2024 first-round selection and a conditional 2025 fifth-round pick in a three-team trade including Tampa Bay. Edmonton received C Adam Henrique and C Sam Carrick , Anaheim's 2024 seventh-round pick and the reserve rights to Ty Taylor . Tampa Bay received a conditional 2025 fourth-round pick from Edmonton. Anaheim retained 50% of both Henrique and Carrick's salaries, with Tampa Bay retaining the remaining 50% of Henrique's salary. Recalled C Glenn Gawdin and LW Pavol Regenda from San Diego (AHL).
March 7, 2024	Acquired C Jan Mysak from Montreal for RW Jacob Perreault . Assigned Mysak to San Diego (AHL).
March 8, 2024	Acquired C Ben Meyers from Colorado for a 2025 fifth-round selection. Claimed D William Lagesson on waivers from Toronto. Reassigned C Glenn Gawdin and LW Pavol Regenda to San Diego (AHL).
March 12, 2024	Recalled LW Pavol Regenda on an emergency basis from San Diego (AHL).
March 18, 2024	Reassigned LW Pavol Regenda to San Diego (AHL).
March 21, 2024	Signed G Tomas Suchanek to a three-year entry-level contract beginning in 2024-25.
March 24, 2024	Recalled G Alex Stalock on emergency basis from San Diego (AHL).
March 25, 2024	Reassigned G Alex Stalock to San Diego (AHL).
March 29, 2024	Signed LW Nico Myatovic to a three-year entry-level contract beginning in 2024-25.
April 3, 2024	Signed RW Yegor Sidorov and RW Coulson Pitre to three-year entry-level contracts beginning in 2024-25.
April 5, 2024	Recalled LW Nikita Nesterenko and G Alex Stalock from San Diego (AHL).
April 10, 2024	Reassigned LW Nikita Nesterenko to San Diego (AHL).

2023-24 TRANSACTIONS

April 11, 2024	Signed RW Sam Colangelo to a three-year entry-level contract.
April 12, 2024	Reassigned G Alex Stalock to San Diego (AHL).
April 14, 2024	Signed F Cutter Gauthier to a three-year entry-level contract.
May 1, 2024	Signed G Vyacheslav Buteyets to a two-year entry-level contract.
May 14, 2024	Named Rick Paterson General Manager of San Diego (AHL). Promoted Mike Stapleton to Assistant General Manager. Did not renew the contract of Assistant Coaches Newell Brown and Craig Johnson. Assistant General Manager Rob DiMaio left the organization for family reasons.
May 17, 2024	Signed D Rodwin Dionicio to a three-year entry-level contract.
June 3, 2024	Signed G Damian Clara to a three-year entry-level contract.
June 21, 2024	Named Richard Clune Assistant Coach.
June 28, 2024	Acquired Toronto's 2024 first-round selection (23rd overall) to select D Stian Solberg for Anaheim's 2024 first-round selection (31st overall) and 2024 second-round selection (58th overall).
June 28-29, 2024	Selected nine players at the 2024 NHL Draft at Sphere Las Vegas, including Beckett Sennecke (third overall) and Stian Solberg (23rd overall).
June 30, 2024	Signed C Isac Lundestrom to a one-year contract extension.
July 1, 2024	Signed D Urho Vaakanainen and RW Brett Leason to one-year contracts.
July 2, 2024	Acquired D Brian Dumoulin from Seattle for Anaheim's 2026 fourth-round selection.
July 2, 2024	Signed C Jansen Harkins to a one-year contract.
July 3, 2024	Signed RW Carson Meyer to a one-year, two-way contract.
July 3, 2024	Acquired C Robby Fabbri from Detroit and a conditional 2025 fourth-round selection from the Detroit Red Wings for goaltender Gage Alexander . Anaheim will receive the earlier of Detroit's own fourth-round pick in 2025 or Boston's fourth-round pick in 2025 (previously acquired by Detroit March 2, 2023).
July 5, 2024	Signed C Beckett Sennecke and D Stian Solberg to three-year entry-level contracts. Signed LW Pavol Regenda to a one-year, two-way contract.
July 10, 2024	Named Sudarshan Maharaj Director of Goaltending, Tim Army Assistant Coach and Peter Budaj Goaltending Coach.
July 15, 2024	Signed D Jackson LaCombe to a one-year contract. Signed LW Nikita Nesterenko to a one-year, two-way contract.

— All-Electric —
PROLOGUE




**A Power Play
on Every Drive**



Official Vehicle of the NHL®

Prologue Elite Shown. NHL and the NHL Shield are registered trademarks of the National Hockey League. © NHL 2024. All Rights Reserved. ©2024 American Honda Motor Co., Inc.

2022-23 ANAHEIM DUCKS



FRONT ROW (L-R): John Gibson, Special Advisor to Hockey Operations Scott Niedermayer, Club President Aaron Teats, General Manager Pat Verbeek, Owner Henry Samueli, Adam Henrique, Jakob Silfverberg, Cam Fowler, Troy Terry, Owner Susan Samueli, ocV!BE Chairman Michael Schulman, ocV!BE Chief Executive Officer Bill Foltz, Head Coach Dallas Eakins, Anthony Stolarz, Lukas Dostal

SECOND ROW: Vice President of Ticketing Chris Kenyon, Vice President of Marketing Merit Tully, Assistant General Manager Jeff Solomon, Video Coordinator Austin Violette, Video Coach Brett Ferguson, Assistant Coach Mike Stothers, Ryan Strome, Derek Grant, Kevin Shattenkirk, Assistant Coach Craig Johnson, Assistant Coach Newell Brown, Goaltending Coach Sudarshan Maharaj, Skating & Skills Development Coach Larry Barron, Assistant General Manager Rob DiMaio, Assistant General Manager Martin Madsen.

THIRD ROW: Team Services Manager David Schenker, Assistant Athletic Trainer Chad Walker, Head Athletic Trainer Joe Huff, Head Equipment Manager Chris Aldrich, Brock McGinn, Jamie Drysdale, Trevor Zegras, Isaac Lundestrom, Mason McTavish, Sam Carrick, Frank Vatrano, Head Strength & Conditioning Coach Justus Schafer, Assistant Strength & Conditioning Coach Jesse Wang, Massage Therapist Mike Griebel, Sports Dietician Jillian Chaney.

FOURTH ROW: Data Science & Recovery David Keyes, Assistant Equipment Manager Jeff Tyni, Jayson Megna, Scott Harrington, Urho Vaakanainen, Nathan Beaulieu, Max Jones, Brett Leason, Simon Benoit, Max Comtois, Colton White, Assistant Equipment Manager Ryan Tall, Physical Therapist John Lencioni.

THE 2022-23 SEASON:

The Ducks had completed the 2022-23 season with a 23-47-12 record for 58 points. Six players made their NHL debut during the campaign, including Pavol Regenda (Oct. 12 vs. SEA), Justin Kirkland (Dec. 20 @ LAK), Nikita Nesterenko (Mar. 21 vs. CGY), Ollie Eriksson Ek (Apr. 8 @ ARI), Drew Helleson (Apr. 9 vs. COL) and Jackson LaCombe (Apr. 11 vs. VAN). Defenseman Cam Fowler and center Ryan Strome were the only Ducks to appear in all 82 games.

20-GOAL SCORERS:

The Ducks had four skaters with 20-plus goals, including Troy Terry (23), Trevor Zegras (23), Adam Henrique (22) and Frank Vatrano (23). The four 20-goal scorers were the most the team has had in one season since 2015-16 when Corey Perry (34), Ryan Kesler (21), Rickard Rakell (20) and Jakob Silfverberg (20) each hit the milestone. Both Terry (23 in 2022-23 and 37 in 2021-22) and Zegras (23 in 2022-23 and 2021-22) have recorded back-to-back 20-goal campaigns for the Ducks, the first pair of Anaheim teammates to post consecutive 20-goal seasons since Ryan Kesler (three seasons from 2014-15 to 2016-17) and Jakob Silfverberg (two seasons from 2015-16 to 2016-17).

RECORD HOMESTAND:

The Ducks hosted a franchise record 10-game homestand from Dec. 21 - Jan. 13 spanning 24 days). The homestand was tied for the third-longest in NHL history, trailing 12 straight at home by Tampa Bay (2010-11) and California (1975-76). The 24 days during the stretch were also the third most in league history, trailing Winnipeg (22 days, 2017-18) and Vancouver (22, 1981-82). Anaheim's longest prior homestand was eight games (three times).

GIBSON'S HISTORICAL FEATS:

John Gibson became Anaheim's all-time franchise saves leader Mar. 10 @ CGY, with his 13th save and 11,814th of

his career passing Guy Hebert (11,813). Gibson did so in his 423rd career appearance, 18 fewer than Hebert. His 1,783 saves were the most by any NHL goaltender in his first 53 games of a season since Gump Worsley stopped 1,893 shots for the NYR through 53 games in 1962-63 (60 seasons ago). Worsley (three times: aforementioned 1962-63, 1,854 in 1960-61 and 1,853 in 1955-56 all with NYR) and Jacques Plante (1,874 in 1963-64) are the only goaltenders to stop more shots through 53 games in NHL history. Among all-time NHL goalies with 10 appearances in a single season, Gibson set an NHL single-season record for most shots against per 60 minutes (39.6). He stopped 50-plus shots in three February games (53, Feb. 10 vs. PIT; 51, Feb. 20 @ FLA; 51, Feb. 25 @ CAR), becoming the second NHL goaltender since 1955-56 (since shots began being tracked) to register three outings with 50-plus saves in a single month (also Gump Worsley, Jan. 1963; three times). He is one of three goaltenders in NHL history with three outings of 50-plus saves in a single season (Worsley and Al Rollins (1955-56)). Gibson is now tied for second in NHL history with six career 50-save games, trailing only Gump Worsley (7). Gibson ranked third among all NHL goalies in saves (1,783) and led the league in games with 50-plus saves (3).

CAM'S CAREER YEAR:

Cam Fowler skated in an NHL record 38:55 TOI Apr. 8 @ ARI, surpassing the only other mark in NHL history above 38:00 by Dennis Wideman (38:05), Jan. 18, 2014 w/ CGY @ VAN (TOI began being tracked in 1997-98) and his prior personal high of 35:11 Jan. 9, 2022 vs DET. Fowler set a new single-season career high in points (10-38-48) and assists, and was one goal shy of matching his career output in 2016-17. He became the third defenseman in Anaheim history to reach 40 points three times (also 2021-22 and 2010-11), joining Scott Niedermayer (four times) and Chris Pronger (three times).

2022-23 GAME-BY-GAME

#	Date	Team	W-L-OT	Record	GF-GA	Scorers	W Goal	PP	PK	SF-SA	W-L Gtldr.	Attend.
1	10/12/2022	SEA	W*	1-0-0	5-4	19,16P,77,11P,19	19	2-3	2-5	27-48	36 / 31	17530+
2	10/15/2022	@ NYI	L	1-1-0	1-7	19	8	0-4	4-4	23-38	30 / 36	16487
3	10/17/2022	@ NYR	L	1-2-0	4-6	77,11,44,38	10	0-1	1-4	22-43	31 / 36	18006+
4	10/18/2022	@ NJD	L	1-3-0	2-4	33,33	7	0-4	3-3	20-41	29 / 41	10130
5	10/20/2022	@ BOS	O**	1-3-1	1-2	77	0	0-4	5-5	31-36	35 / 36	17850
6	10/23/2022	@ DET	L	1-4-1	1-5	11	57	0-4	2-5	33-41	35 / 36	17932
7	10/26/2022	TBL	L	1-5-1	2-4	11,19	38	0-2	2-3	21-30	1 / 36	14889
8	10/28/2022	@ VGK	L	1-6-1	0-4		20	0-2	1-2	29-22	36 / 36	18036+
9	10/30/2022	TOR	W*	2-6-1	4-3	33,11,29,11	11	0-2	1-2	39-36	36 / 50	16084
10	11/01/2022	@ SIS	W**	3-6-1	6-5	14,77,14,16,44	0	0-4	2-3	44-44	41 / 36	10058
11	11/03/2022	@ VAN	L	3-7-1	5-8	19P,16,44,11P,49	96	2-3	1-3	31-47	30 / 36	18760
12	11/05/2022	@ SIS	W**	4-7-1	5-4	20,44,37,14	0	0-0	4-5	25-52	41 / 47	17562+
13	11/06/2022	FLA	L	4-8-1	3-5	14,16,21S	9	0-2	3-5	35-48	30 / 36	15174
14	11/09/2022	MIN	L	4-9-1	1-4	40	24	0-4	4-6	32-39	32 / 36	14803
15	11/12/2022	CHI	L	4-10-1	2-3	19,14	25	0-2	1-1	41-22	40 / 41	15184
16	11/15/2022	DET	W*	5-10-1	2-2	37P,3,16	16	1-5	3-4	30-33	36 / 35	15198
17	11/17/2022	@ WPG	L	5-11-1	2-3	19,11	81	0-1	1-2	31-32	37 / 36	14278
18	11/19/2022	@ STL	L	5-12-1	2-6	4P,14P	89	2-4	1-2	32-34	50 / 36	18096+
19	11/21/2022	@ STL	L	5-13-1	1-3	4	72	0-2	2-3	28-27	50 / 36	18096+
20	11/23/2022	NYR	W	6-13-1	3-2	37,29,19	19	0-3	4-4	22-43	36 / 41	13759
21	11/25/2022	OTT	L	6-14-1	1-5	49	61	0-6	5-8	32-33	33 / 41	14278
22	11/27/2022	SEA	L	6-15-1	4-5	19P,38,37P,14P	91	3-4	1-2	29-25	30 / 36	14324
23	11/29/2022	@ NSH	O*	6-15-2	1-2	19	59	0-0	2-2	35-41	74 / 36	17159+
24	12/01/2022	@ DAL	L	6-16-2	0-5		21	0-3	2-4	31-41	29 / 41	18012
25	12/03/2022	@ MIN	O**	6-16-3	4-5	16,4P,11,19P	0	2-3	1-2	33-49	32 / 36	17822
26	12/04/2022	@ WPG	L	6-17-3	2-5	33,20	36	0-3	3-4	30-40	37 / 41	13444
27	12/06/2022	CAR	W*	7-17-3	4-3	14,44,20,16	16	0-2	2-2	30-37	36 / 52	14576
28	12/09/2022	SJS	L	7-18-3	1-6	11	4	0-3	3-4	24-28	32 / 36	14487
29	12/12/2022	@ OTT	L	7-19-3	0-3		45	0-3	2-4	32-38	33 / 1	14204
30	12/13/2022	@ TOR	L	7-20-3	0-7		15	0-1	3-3	28-42	35 / 36	18477
31	12/15/2022	@ MTL	W	8-20-3	5-2	19P,33,14,77	3	1-2	3-4	32-25	1 / 34	21105+
32	12/17/2022	@ EDM	W	9-20-3	4-3	39,4P,16,3	3	1-2	4-6	17-49	1 / 74	18296
33	12/20/2022	@ LAK	L	9-21-3	1-4	77P	19	1-5	4-5	25-41	29 / 1	18230+
34	12/21/2022	MIN	L	9-22-3	1-3	37	12	0-2	5-6	22-42	29 / 1	14961
35	12/23/2022	CGY	O*	9-22-4	2-4	37P,33P	4	2-5	4-4	23-45	25 / 1	16094
36	12/28/2022	VGK	W**	10-22-4	3-2	14,14	0	0-5	5-5	27-51	36 / 36	15156
37	12/30/2022	NSH	L	10-23-4	1-6	39	13	0-1	0-1	27-43	74 / 36	14890
38	01/02/2023	PHI	L	10-24-4	1-4	16	48	0-5	2-2	29-33	33 / 36	13600
39	01/04/2023	DAL	W	11-24-4	2-0	14,37P	14	1-1	4-4	27-35	36 / 41	13179
40	01/06/2023	SJS	W*	12-24-4	5-4	11,16,37,37,3	3	0-4	2-2	29-41	41 / 36	16281
41	01/08/2023	BOS	L	12-25-4	1-7	11	46	0-2	1-2	29-42	1 / 36	16127
42	01/11/2023	EDM	L	12-26-4	2-6	39,13	97	0-3	2-3	23-53	36 / 36	16963
43	01/13/2023	NJD	L	12-27-4	2-6	14,11P	86	1-4	1-2	33-39	41 / 36	16167
44	01/16/2023	@ PIT	O*	12-27-5	3-4	14P,3P,11	59	2-4	4-4	29-45	1 / 36	17784
45	01/17/2023	@ PHI	L	12-28-5	2-5	14,77P	48	1-3	4-5	27-39	33 / 41	16312
46	01/19/2023	@ CBJ	W	13-28-5	5-3	14,41,31,149	11	0-3	1-1	33-33	36 / 90	16017
47	01/21/2023	@ BUF	L	13-29-5	3-6	11,11,13	71	0-1	1-2	37-39	1 / 36	19070+
48	01/24/2023	@ ARI	W	14-29-5	5-2	77,19,4P,4,14	4	1-3	3-4	43-39	41 / 39	4600+
49	01/26/2023	@ COL	W	15-29-5	5-3	77,77,14,3,77,7	37	0-2	1-2	32-44	36 / 39	18124+
50	01/28/2023	ARI	W*	16-29-5	2-1	49,11	11	0-4	4-4	45-34	36 / 39	16126
51	02/06/2023	@ DAL	O**	16-29-6	2-3	33P,14	0	1-4	5-5	34-41	29 / 36	18145
52	02/07/2023	@ CHI	W*	17-29-6	3-2	20,77,77	77	0-2	2-2	26-29	41 / 34	18292
53	02/10/2023	PIT	L	17-30-6	3-6	11P,37,3	73	1-2	3-4	31-59	1 / 36	15026
54	02/12/2023	@ VGK	L	17-31-6	2-7	77,21	27	0-3	2-2	25-39	33 / 36	17504+
55	02/15/2023	BUF	L	17-32-6	3-7	22,44	37	0-2	4-5	22-44	31 / 1	15165
56	02/17/2023	LAK	L	17-33-6	3-6	22,37P,77	11	1-2	1-4	27-41	37 / 36	17272+
57	02/20/2023	@ FLA	O*	17-33-7	3-4	37,77P,29	23	1-2	2-2	32-55	72 / 36	16525
58	02/21/2023	@ TBL	L	17-34-7	1-6	16	79	0-4	3-5	25-44	88 / 1	19092+
59	02/23/2023	@ WSH	W	18-34-7	4-2	21,19,33,38	33	0-3	2-3	21-43	36 / 79	18573+
60	02/25/2023	@ CAR	W	19-34-7	3-2	3,33,19	19	0-3	4-4	16-53	36 / 31	18818+
61	02/27/2023	CHI	W	20-34-7	4-2	21,33P,49,19	49	1-5	2-4	33-26	1 / 34	14462
62	03/01/2023	WSH	O*	20-34-8	2-3	19,11	43	0-2	3-3	23-39	35 / 36	14279
63	03/03/2023	MTL	W	21-34-8	2-2	7,37P,33P	33	2-3	3-3	33-28	36 / 35	14391
64	03/07/2023	@ SEA	L	21-35-8	3-5	11,44	91	0-3	1-2	22-31	31 / 36	17151+
65	03/08/2023	@ VAN	O*	21-35-9	2-3	19,26	9	0-2	0-0	22-34	35 / 1	18617
66	03/10/2023	@ CGY	W	22-35-9	3-1	44,20,38	20	0-0	1-2	18-37	36 / 25	18013
67	03/12/2023	NSH	O*	22-35-10	4-5	37,77,19,37	82	0-1	0-1	37-36	74 / 36	15098
68	03/15/2023	NYI	L	22-36-10	3-6	49,22,22P	18	1-2	1-1	23-33	30 / 36	13552
69	03/17/2023	CBJ	W	23-36-10	7-4	11,7,44,19,49,17,16	49	0-2	2-4	38-42	1 / 31	13475
70	03/19/2023	VAN	L	23-37-10	1-2	16	40	0-3	3-4	18-40	60 / 36	14842
71	03/21/2023	CGY	L	23-38-10	1-5	77P	51	1-3	3-5	20-43	80 / 36	12974
72	03/23/2023	WPG	L	23-39-10	2-3	4,77P	17	1-2	2-2	20-33	37 / 1	12331
73	03/25/2023	STL	L	23-40-10	3-6	19P,62,16	10	1-5	4-4	25-36	50 / 36	15237
74	03/27/2023	COL	L	23-41-10	1-5	38	29	0-3	2-3	30-44	31 / 36	13158
75	03/30/2023	@ SEA	L	23-42-10	1-4	26	10	0-2	1-2	19-39	30 / 1	17151+
76	04/01/2023	@ EDM	L	23-43-10	0-6		18	0-3	2-3	36-45	36 / 36	18347+
77	04/02/2023	@ CGY	L	23-44-10	4-5	77,44,77,17	26	0-1	1-2	22-41	80 / 1	17439
78	04/05/2023	EDM	L	23-45-10	1-3	19	72	0-1	1-1	28-33	36 / 1	16018
79	04/08/2023	@ ARI	O*	23-45-11	4-5	14,16,14P,49	29	1-4	3-4	29-39	50 / 31	4600+
80	04/09/2023	COL	O*	23-45-12	4-5	77,14,77,20	29	0-3	5-8	23-46	39 / 1	13992
81	04/11/2023	VAN	L	23-46-12	2-3	37P,43	9	1-5	2-4	35-36	35 / 1	14803
82	04/13/2023	LAK	L	23-47-12	3-5	19,49,11	9	0-2	6-8	24-36	70 / 36	17174+

(* = OVERTIME, ** = SHOOTOUT, + = SELLOUT)

2021-22 ANAHEIM DUCKS



FRONT ROW (L-R): John Gibson, Special Advisor to Hockey Operations Scott Niedermayer, Club President Aaron Teats, General Manager Pat Verbeek, Owner Henry Samueli, Cam Fowler, Ryan Getzlaf, Jakob Silfverberg, Owner Susan Samueli, ocVIBE Chairman Michael Schulman, ocVIBE Chief Executive Officer Tim Ryan, Head Coach Dallas Eakins, Anthony Stolarz.

SECOND ROW: Vice President of Ticketing Chris Kenyon, Vice President of Marketing Merit Tully, Assistant General Manager Jeff Solomon, Video Coach Joe Piscotty, Video Coach Brett Ferguson, Assistant Coach Mike Stothers, Troy Terry, Adam Henrique, Derek Grant, Kevin Shattenkirk, Assistant Coach Geoff Ward, Assistant Coach Newell Brown, Goaltending Coach Sudarshan Maharaj, Head Strength & Conditioning Coach Larry Barron, Assistant General Manager Martin Madden.

THIRD ROW: Team Services Manager David Schenker, Assistant Athletic Trainer Chad Walker, Head Athletic Trainer Joe Huff, Director of Physical Therapy Kevin Taylor, Gerry Mayhew, Sam Steel, Zach Aston-Reese, Isaac Lundestrom, Sam Carrick, Vinni Lettieri, Head Equipment Manager Chris Aldrich, Head Strength & Conditioning Coach Matt Herring, Assistant Strength & Conditioning Coach Justus Schafer, Massage Therapist Mike Griebel.

FOURTH ROW: Assistant Equipment Manager Jeff Tyni, Jamie Drysdale, Trevor Zegras, Sonny Milano, Urho Vaakanainen, Max Jones, Andrej Sustr, Simon Benoit, Max Comtois, Josh Mahura, Dominik Simon, Assistant Equipment Manager Matt Brayfield.

THE 2021-22 SEASON:

Anaheim completed the 2021-22 season with a 31-37-14 record for 76 points. The Ducks season included an eight-game win streak (Oct. 31-Nov. 16), several landmark moments in his final season from Ryan Getzlaf, a breakout season from Troy Terry (37 goals) and multiple "viral" goals from Trevor Zegras, who set several rookie club records.

GETZLAF'S GOODBYE:

Ducks captain Ryan Getzlaf appeared in his final career NHL game April 24 vs. St. Louis. Getzlaf retired as Anaheim's all-time leading scorer in both the regular season (282-737-1,019) and playoffs (37-83-120). He is one of 12 players in NHL history to have captained the same team for 10 years and scored 1,000 career points. He is one of 13 players in hockey history to win two Olympic gold medals and a Stanley Cup championship, and one of 46 NHL players to record 1,000 points with a single franchise (more than 7,400 players have played in the NHL to date). Getzlaf retired ranked in the top 100 on the NHL's all-time points (88th) and assists (49th) lists, and was one of 58 players in NHL history with 700 assists.

TERRY TIME:

Troy Terry set career highs in points (37-30-67), goals, assists, PPG (8) and GWG (7), leading Anaheim in scoring, goals and GWG. He became the fifth Ducks player to score 35 goals in a season, joining Teemu Selanne (five times), Paul Kariya (four times), Corey Perry (three times) and Bobby Ryan (once), and the first since 2013-14 (Perry, 43). He is also the ninth player in Ducks history to record 60 points and ninth to score 30 goals and add 30 assists (last: Rakell, 34-36-69 in 2017-18). He recorded a career-best 16-game point streak from Oct. 18-Nov. 18 (12-10-22), the third longest in Ducks history and the longest since Corey Perry's club record of 19 games in 2009-10 (10-16-26).

CALDER CANDIDATE

Trevor Zegras recorded 23-38-61 points in 75 games,

setting Ducks single-season rookie records in scoring and assists, surpassing Bobby Ryan (31-26-57 in 2008-09) for points and Cam Fowler (30 assists in 2010-11) in helpers. He is also Anaheim's all-time leading rookie scorer with 26-48-74 points all-time. He was named a finalist for the 2021-22 Calder Trophy, awarded "to the player selected as the most proficient in his first year of competition." He is the third player in franchise history to be named a Calder Trophy finalist, joining Bobby Ryan in 2008-09 (finished second in voting) and Paul Kariya in 1994-95 (finished third in voting). Zegras completed the regular season leading all NHL rookies in points per game (.81, minimum 40 points), PPG (9), co-leading in GWG (5), while ranking second in points, tied for second in goals and third in assists. He also led all NHL skaters with six shootout goals. He was one of 15 NHL rookies the last 10 seasons (since 2012-13) to record 60 or more points, and the third American to do so (also Auston Matthews and Clayton Keller). At 21 years and 41 days, Zegras became the youngest player in Anaheim history to lead the club in assists.

VIRAL MOMENTS:

Trevor Zegras scored two lacrosse-style goals, Apr. 1 at Arizona and Jan. 27, 2022 at Montreal, one of two players in NHL history to score two such goals (also Carolina's Andrei Svechnikov: Oct. 29, 2019 vs. Calgary and Dec. 19, 2019 at Colorado). His goal Apr. 1 marked the fifth lacrosse-style goal all-time in the NHL, with Zegras (twice), Svechnikov (twice) and Nashville's Filip Forsberg (Jan. 14, 2020 vs. Columbus) the only three NHL players to pull off "The Michigan" goal. On Dec. 7 at Buffalo, Zegras assisted on Sonny Milano's goal with a lacrosse-style "alley-oop" pass, lifting the puck onto his stick and flipping it over the net, with Milano batting the puck out of mid-air to score. It is one the only instance in NHL history a goal has been scored with a lacrosse-style pass from behind the net. The Zegras-Milano "alley-oop" goal was viewed more than 60 million times over a 48-hour span across various social and digital media platforms from Dec. 7-9.

2021-22 GAME-BY-GAME

#	Date	Team	W-L-OT	Record	GF-GA	Scorers	W Goal	PP	PK	SF-SA	W-L GltDr.	Attend.
1	10/13/2021	WPG	W	1-0-0	4-1	22,37,14P67P	37	2-5	5-5	22-34	36 / 37	16260
2	10/15/2021	MIN	L	1-1-0	1-2	33P	17	1-4	4-5	29-43	33 / 41	11938
3	10/18/2021	@ CGY	W*	2-1-0	3-2	4P67,34	34	1-2	3-3	27-43	36 / 25	15174
4	10/19/2021	@ EDM	L	2-2-0	5-6	22,23,20,23,22	29	0-1	4-6	36-37	19 / 41	14082
5	10/21/2021	@ WPG	L	2-3-0	1-5	19P	9	1-3	1-2	39-27	37 / 36	13886
6	10/23/2021	@ MIN	O*	2-3-1	3-4	67,19,67P	38	1-3	4-4	24-36	33 / 36	18055+
7	10/26/2021	WPG	L	2-4-1	3-4	12,42,46	27	0-3	1-1	35-25	37 / 36	11951
8	10/28/2021	BUF	O*	2-4-2	3-4	19,14,86	74	0-1	1-2	37-29	41 / 41	12014
9	10/29/2021	@ VGK	O**	2-4-3	4-5	46,19,21,14	63	0-3	0-0	38-42	90 / 36	18029+
10	10/31/2021	MTL	W	3-4-3	4-2	14P,28P,19,39	19	2-6	3-4	26-18	36 / 35	11652
11	11/02/2021	NJD	W	4-4-4	4-0	15P,19P,19,21S	15	2-7	5-5	27-28	36 / 45	13252
12	11/05/2021	ARI	W	5-4-3	3-1	14,12P,39	12	1-4	2-2	31-29	41 / 70	12148
13	11/07/2021	STL	W	6-4-3	4-1	39,19P,23,50	19	1-2	1-1	27-35	36 / 50	12056
14	11/09/2021	@ VAN	W*	7-4-3	3-2	4P,21,19	19	1-4	2-2	30-43	36 / 41	18201
15	11/11/2021	@ SEA	W	8-4-3	7-4	37,19,76,22,47,39,19	47	0-1	1-1	36-25	36 / 31	17151+
16	11/14/2021	VAN	W	9-4-3	5-1	46P,46P,12,14,23	46	2-4	1-1	38-27	36 / 41	11892
17	11/16/2021	WSH	W*	10-4-3	3-2	4,46,46	46	0-1	0-0	31-30	36 / 41	13456
18	11/18/2021	CAR	L	10-5-3	1-2	19	24	0-2	1-1	32-31	31 / 36	12379
19	11/22/2021	@ NSH	L	10-6-3	2-3	67,34	13	0-2	3-4	31-35	74 / 36	17159+
20	11/24/2021	@ COL	L	10-7-3	2-5	12P,12P	16	2-3	6-7	26-36	31 / 36	16343
21	11/26/2021	OTT	W	11-7-3	4-0	21,38,19P,67	21	1-3	4-4	33-34	41 / 31	14687
22	11/28/2021	TOR	L	11-8-3	1-5	47	58	0-1	1-1	40-31	36 / 36	13664
23	11/30/2021	@ LAK	W**	12-8-3	5-4	19,22,4P,21	22	1-2	1-1	36-34	36 / 32	15276
24	12/01/2021	VGK	W	13-8-3	6-5	19,67,42,47,34,21S	21	0-3	2-4	34-39	41 / 90	11902
25	12/03/2021	CGY	O**	13-8-4	3-4	12,67,28P	13	1-3	1-1	34-36	80 / 36	12427
26	12/06/2021	@ WSH	O**	13-8-5	3-4	42,12,28	74	0-1	1-1	34-29	30 / 36	18573+
27	12/07/2021	@ BUF	W	14-8-5	2-0	12,39	12	0-1	3-3	23-25	41 / 1	8133
28	12/09/2021	@ CBJ	W**	15-8-5	2-1	21	67	0-1	2-2	26-34	36 / 90	16029
29	12/11/2021	@ PIT	L	15-9-5	0-1		23	0-2	1-1	33-29	1 / 36	17435
30	12/12/2021	@ STL	W*	16-9-5	3-2	53,19,19	19	0-1	1-1	39-25	41 / 32	17010
31	12/15/2021	SEA	W	17-9-5	4-1	46,38S,19P,39	38	1-2	3-4	24-20	41 / 31	14762
32	12/17/2021	ARI	O*	17-9-6	5-6	22P,47,38,46,47P	9	2-5	3-4	37-27	31 / 36	14135
33	12/19/2021	VAN	O*	17-9-7	1-2	39	9	0-4	2-2	23-37	35 / 36	11666
34	12/21/2021	@ VGK	L	17-10-7	1-3	15P	24	1-1	6-6	16-45	39 / 36	18022+
35	01/02/2022	@ COL	L	17-11-7	2-4	39,4P	25	1-2	3-5	31-36	35 / 36	17305
36	01/04/2022	PHI	W	18-11-7	1-4	19,19,12P,19P	19	0-2	1-1	30-29	36 / 79	11375
37	01/08/2022	NYR	L	18-12-7	1-4	21	5	0-3	5-5	14-40	40 / 41	15146
38	01/09/2022	DET	W**	19-12-7	4-3	46P,19,44	46	1-2	3-4	27-36	1 / 29	12043
39	01/11/2022	PIT	L	19-13-7	1-4	33	71	0-3	2-3	26-34	35 / 41	11431
40	01/14/2022	@ MIN	L	19-14-7	3-7	44,38,46	12	0-1	0-0	42-42	34 / 41	18300+
41	01/15/2022	@ CHI	L	19-15-7	0-3		38	0-2	2-3	37-36	29 / 1	18469
42	01/19/2022	COL	L	19-16-7	0-2		49	0-4	2-2	34-28	39 / 36	11240
43	01/21/2022	TBL	W	20-16-7	5-1	38,22,38P,28,20S	22	1-5	7-7	35-33	36 / 88	13148
44	01/24/2022	@ BOS	W	21-16-7	5-3	38P,21S,15,19,29	19	1-3	1-2	27-26	36 / 40	17850
45	01/26/2022	@ TOR	O**	21-16-8	3-4	23,33,28	34	0-2	1-4	20-44	36 / 36	0
46	01/27/2022	@ MTL	W	22-16-8	5-4	39,4P,19P,46,46	46	2-4	1-2	24-40	41 / 35	0
47	01/29/2022	@ OTT	W	23-16-8	2-1	67,19	19	0-2	3-3	20-45	36 / 31	0
48	01/31/2022	@ DET	O*	23-16-9	1-2	67	82	0-0	1-1	15-28	39 / 36	14545
49	02/11/2022	SEA	L	23-17-9	3-4	21,21,67P	7	1-2	2-2	27-27	60 / 36	12530
50	02/16/2022	@ CGY	L	23-18-9	2-6	12,21S	28	0-5	3-5	28-43	25 / 36	9639
51	02/17/2022	@ EDM	L	23-19-9	3-7	14P,12P,46	29	2-3	3-4	30-41	41 / 36	9150
52	02/19/2022	@ VAN	W	24-19-9	7-4	19,20,67P,14P,23,14,20	23	2-5	2-3	25-20	36 / 35	18932+
53	02/22/2022	SJS	W**	25-19-9	4-3	38,67,67	46	0-4	4-5	29-43	41 / 47	13288
54	02/25/2022	LAK	L	25-20-9	1-4	19	9	0-3	2-3	25-32	32 / 36	17174+
55	02/27/2022	NYI	L	25-21-9	0-4		8	0-2	2-2	34-22	30 / 41	14173
56	03/01/2022	BOS	W	26-21-9	4-3	67P,21,14,46P	46	2-3	1-1	28-34	36 / 35	11567
57	03/04/2022	VGK	L	26-22-9	4-5	33,20,46P,19P	22	2-4	4-4	24-35	39 / 36	12586
58	03/06/2022	SJS	W*	27-22-9	3-2	14,12,67	67	0-5	3-3	36-22	41 / 36	12183
59	03/08/2022	@ CHI	L	27-23-9	3-8	33,46P,14	22	1-4	2-2	32-32	29 / 36	18591
60	03/10/2022	@ NSH	L	27-24-9	1-4	14	9	0-3	1-2	28-30	74 / 36	17159+
61	03/12/2022	@ NJD	O**	27-24-10	1-2	19	90	0-2	3-3	34-40	50 / 41	14783
62	03/13/2022	@ NYI	L	27-25-10	3-4	42,21,14	21	2-2	2-2	42-29	30 / 36	17255+
63	03/15/2022	@ NYR	O*	27-25-11	0-4	44,4P,38	23	1-3	1-2	23-38	40 / 36	18006+
64	03/18/2022	FLA	L	27-26-11	3-3		11	0-1	4-5	17-42	30 / 36	12296
65	03/21/2022	NSH	L	27-27-11	3-6	38,19,38	95	0-4	2-5	29-31	74 / 36	11679
66	03/23/2022	CHI	L	27-28-11	2-4	39,39	17	0-1	1-3	29-28	32 / 36	11740
67	03/26/2022	@ SJS	L	27-29-11	1-4	26	28	0-4	2-3	28-24	47 / 1	14161
68	03/29/2022	DAL	L	27-30-11	2-3	38,19	40	0-1	3-3	28-32	29 / 36	12617
69	03/31/2022	DAL	O*	27-30-12	2-3	34,22	14	0-3	0-1	23-35	29 / 36	12385
70	04/01/2022	@ ARI	W	28-30-12	5-0	21,26,46,4,21	21	0-3	1-1	37-22	41 / 70	13587
71	04/03/2022	EDM	L	28-31-12	1-6	16	97	0-1	1-2	32-46	41 / 36	13689
72	04/06/2022	CGY	L	28-32-12	2-4	46,14P	26	1-3	1-1	28-28	25 / 41	13417
73	04/09/2022	@ PHI	W	29-32-12	5-3	12,16,46P,46,38	46	1-2	2-2	34-33	41 / 35	17455
74	04/10/2022	@ CAR	L	29-33-12	2-5	76,19	48	0-3	2-2	25-43	31 / 36	17342
75	04/12/2022	@ FLA	O*	29-33-13	2-3	19,38	11	0-2	2-3	24-55	72 / 36	16204
76	04/14/2022	@ TBL	O*	29-33-14	3-4	14,14,19	71	0-1	3-3	26-31	1 / 41	19092+
77	04/17/2022	CBJ	W	30-33-14	6-4	19,19,26,46,4,38	4	0-1	2-2	32-35	36 / 30	13635
78	04/19/2022	LAK	L	30-34-14	1-2	14P	24	1-4	1-1	30-28	32 / 36	17174+
79	04/23/2022	@ LAK	L	30-35-14	2-4	46P,26	2	1-3	4-5	21-40	32 / 41	18230+
80	04/24/2022	STL	L	30-36-14	3-6	44,26,14	72	0-1	1-1	17-37	35 / 36	17446+
81	04/26/2022	@ SJS	W	31-36-14	5-2	46P,44,12,76,16	12	2-3	2-3	31-33	41 / 34	13378
82	04/29/2022	@ DAL	L	31-37-14	2-4	44,19	21	0-1	1-2	21-19	29 / 68	18532

(* = OVERTIME, ** = SHOOTOUT, + = SELLOUT)

2020-21 ANAHEIM DUCKS



FRONT ROW (L-R): John Gibson, Assistant Coach Marty Wilford, Assistant Coach Mark Morrison, Head Coach Dallas Eakins, Owner Henry Samueli, Jakob Silfverberg, Ryan Getzlaf, Josh Manson, Owner Susan Samueli, Chief Executive Officer Michael Schulman, Goaltending Coach Sudarshan Maharaj, Anthony Stolarz, Ryan Miller

SECOND ROW: Video Coach Brett Ferguson, Video Coach Joe Piscotty, Skating & Skills Development Coach Larry Barron, Sam Steel, Carter Rowney, Adam Henrique, Cam Fowler, Hampus Lindholm, Rickard Rakell, Kevin Shattenkirk, Danton Heinen, Director of High Performance Dr. Jeremy Bettie, Head of Sports Science & Performance & Head Strength & Conditioning Coach Matt Herring, Massage Therapist Mike Griebel

THIRD ROW: Head Athletic Trainer Joe Huff, Director of Physical Therapy Kevin Taylor, Assistant Athletic Trainer Chad Walker, Sonny Milano, Jacob Larsson, Derek Grant, David Backes, Nicolas Deslauriers, Haydn Fleury, Sam Carrick, Head Equipment Manager Chris Aldrich, Assistant Strength & Conditioning Coach Christoph Wyss, Physical Therapist Edan Devora

FOURTH ROW: Assistant Equipment Manager Matt Brayfield, Trevor Zegras, Trevor Carrick, Isac Lundestrom, Troy Terry, Max Jones, Max Comtois, Alexander Volkov, Andy Welinski, Simon Benoit, Jamie Drysdale, Assistant Equipment Manager Jeff Tyni

THE 2020-21 SEASON:

The Ducks concluded the 2020-21 season with a 17-30-9 record and 43 points...the season was condensed to 56 games due to the COVID-19 pandemic, with Anaheim playing in the seven-team West Division (Arizona, Colorado, Los Angeles, Minnesota, San Jose, St. Louis and Vegas).

LEADING THE WAY:

Max Comtois (16-17-33) led Anaheim in scoring and goals, and ranked second in assists...Comtois became the second-youngest player in Ducks history at 21 years and 120 days to lead the team in scoring, behind only Paul Kariya's 18-21-39 points in 1994-95 (20 years, 199 days)...he was also the second-youngest NHL player to lead his team in scoring and goals, behind only Brady Tkachuk in scoring (OTT: 17-19-36) and Joel Farabee in goals (PHI: 20).

ONE-GOAL GAMES:

Anaheim played in a league-high 29 one-goal games (51.8%), Anaheim's highest percentage of one-goal games since 2016-17 and 2010-11 (53.7%, 44-of-82)...the Ducks tied a club record, playing in eight straight one-goal from Feb. 22-Mar. 8, 2021, matching the previous mark set Feb. 28-Mar. 19, 2009...only St. Louis had a longer streak of nine straight one-goal games in 2020-21 (Feb. 13-Mar. 12)...seventeen of Anaheim's 28 road games in 2020-21 were decided by one goal (60.7%), the most among all NHL clubs...Anaheim also played in a club record seven straight one-goal road games from Feb. 9-Mar. 6, surpassing the prior mark of six set on three prior occasions (last: Mar. 20-Apr. 7, 2016).

MILLER'S TIME:

Ryan Miller announced his retirement from the NHL at the conclusion of the 2020-21 season on Apr. 29...he retired as the all-time leader among American-born goaltenders in wins (391), second in shutouts (44) and games played (795), and is one of six goalies in NHL history to win 30 games in seven straight seasons (2006-12)...Miller is the only player in hockey history to be named the top goaltender in the NCAA, American Hockey League, Winter Olympics and the NHL...Miller won the 2010 Vezina Trophy

as the NHL's top goaltender, was named the MVP and Best Goaltender in the 2010 Olympics, the 2005 AHL Baz Bastien Memorial Award as the AHL's best goaltender, and the 2001 Hobey Baker Award as the NCAA's top collegiate player...Miller appeared in 18 NHL seasons with Anaheim, Vancouver, St. Louis and Buffalo from 2002-21, posting a 391-289-88 record with a 2.64 GAA and .914 SV% in 796 career NHL games.

MR. 700 AND 1,100:

Ryan Getzlaf recorded his 700th career assist Mar. 18 vs. ARI, becoming the 55th player in NHL history and the fourth active player to record 700 assists, joining Joe Thornton, Sidney Crosby and Nicklas Backstrom...Getzlaf leads Anaheim in career assists (703) and became the first member of the 2003 NHL Draft to reach 700 assists...Getzlaf also became the 14th active player and the first in Ducks history to reach 1,100 career games May 6 @ STL.

TEENAGE DREAM:

Rookies Jamie Drysdale (18 years, 344 days) and Trevor Zegras (19 years, 363 days) scored their first NHL goals 2:29 apart Mar. 18 vs. ARI...the two goals made Drysdale and Zegras the youngest set of teammates in NHL history to each score their first NHL goals less than 2:30 apart...Drysdale and Zegras are the second Ducks teammates 19 or younger to score in the same game, joining Oleg Tverdovsky (19) and Chad Kilger (18) Nov. 5, 1995 vs. NJD...Drysdale's goal came in his NHL debut, and he added an assist on Zegras' goal to become the third defenseman in NHL history to record multiple points in his NHL debut at age 18-or-younger (Petr Svoboda, MTL; Oct. 11, 1984 @ BUF & Ray Bourque, BOS; Oct. 11, 1979 @ WPG)...Drysdale's goal marked only the fourth time in NHL history an 18-year-old scored a goal in his NHL debut (Bourque in the aforementioned game, Scott Stevens, WSH; Oct. 6, 1982 @ NYR & Jason Doig, WPG; Oct. 7, 1995 vs. DAL)...at 18 years, 344 days, Drysdale became the youngest Ducks player in 25 years and the second-youngest player in franchise history to score a goal in his NHL debut (Chad Kilger, Oct. 9, 1995 @ WPG; 18 years, 316 days).

2020-21 GAME-BY-GAME

#	Date	Team	W-L-OT	Record	GF-GA	Scorers	W Goal	PP	PK	SF-SA	W-L Gldtr.	Attend.
1	01/14/2021	@ VEGAS	L	00-01-00	2-5	53,53	61	0-1	1-1	22-29	90 / 36	0
2	01/16/2021	@ VEGAS	O*	00-01-01	1-2	53	67	0-2	1-1	22-33	29 / 36	0
3	01/18/2021	MINNESOTA	W	01-01-01	1-0	20	20	0-2	5-5	27-34	36 / 33	0
4	01/20/2021	MINNESOTA	L	01-02-01	2-3	20,4	14	0-2	3-4	24-32	34 / 30	0
5	01/22/2021	COLORADO	O*	01-02-02	2-3	47,14	92	0-5	3-4	38-32	31 / 36	0
6	01/24/2021	COLORADO	W	02-02-02	3-1	33,67,47	67	0-3	4-4	15-33	36 / 31	0
7	01/26/2021	@ ARIZONA	W	03-02-02	1-0	43	43	0-1	3-3	24-31	36 / 35	1808
8	01/28/2021	@ ARIZONA	L	03-03-02	2-3	33,43P	18	1-2	4-5	16-34	35 / 36	2252
9	01/30/2021	ST. LOUIS	L	03-04-02	1-6	49	12	0-3	1-2	24-30	50 / 36	0
10	01/31/2021	ST. LOUIS	L	03-05-02	1-4	33P	9	1-2	1-2	26-23	35 / 36	0
11	02/02/2021	@ LOS ANGELES	W	04-05-02	3-1	43,21,20	21	0-1	1-1	43-21	36 / 40	0
12	02/05/2021	SAN JOSE	O**	04-05-03	4-5	14,61,53,53	16	0-3	3-3	37-30	31 / 36	0
13	02/06/2021	SAN JOSE	W**	05-05-03	2-1	48	53	0-3	1-1	33-27	30 / 40	0
14	02/09/2021	@ VEGAS	L	05-06-03	4-5	48,61,14,15P	2	1-2	1-1	23-31	29 / 30	0
15	02/11/2021	@ VEGAS	W	06-06-03	1-0	53	53	0-2	2-2	28-21	36 / 29	0
16	02/15/2021	@ SAN JOSE	L	06-07-03	2-3	23,53	39	0-1	1-2	28-29	31 / 36	0
17	02/18/2021	MINNESOTA	L	06-08-03	1-3	23	22	0-2	5-5	17-27	34 / 36	0
18	02/20/2021	MINNESOTA	L	06-09-03	1-5	21	22	0-3	1-2	27-29	34 / 36	0
19	02/22/2021	@ ARIZONA	L	06-10-03	3-4	33,49P,4	18	1-5	3-4	28-25	35 / 36	2346
20	02/24/2021	@ ARIZONA	O**	06-10-04	3-4	53,76,49P	18	1-2	2-2	35-28	31 / 30	2319
21	02/27/2021	VEGAS	O*	06-10-05	2-3	67,14	71	0-1	3-3	30-27	29 / 36	0
22	03/01/2021	ST. LOUIS	L	06-11-05	4-5	48,48,48,15P	12	1-4	2-3	33-35	35 / 36	0
23	03/03/2021	ST. LOUIS	L	06-12-05	2-3	53,67	12	0-3	0-3	29-21	50 / 36	0
24	03/05/2021	@ COLORADO	O*	06-12-06	2-3	14,33	13	0-2	3-3	28-34	31 / 36	0
25	03/06/2021	@ COLORADO	W*	07-12-06	5-4	67,61,61,22P,15P	15	2-2	2-3	27-33	30 / 32	0
26	03/08/2021	LOS ANGELES	W*	08-12-06	6-5	22,67,7,33S,67,14	14	0-1	2-4	25-26	36 / 40	0
27	03/10/2021	LOS ANGELES	L	08-13-06	1-5	23	11	0-4	2-4	34-37	1 / 36	0
28	03/12/2021	SAN JOSE	L	08-14-06	0-6		48	0-1	0-2	34-27	40 / 36	0
29	03/13/2021	SAN JOSE	L	08-15-06	1-3	49	62	0-3	4-4	27-33	31 / 30	0
30	03/16/2021	@ COLORADO	L	08-16-06	4-8	61,43,14,38S	29	0-2	1-3	22-36	31 / 30	0
31	03/18/2021	ARIZONA	W*	09-16-06	3-2	34,46,14P	14	1-3	4-4	31-25	30 / 31	0
32	03/20/2021	ARIZONA	L	09-17-06	1-5	14	6	0-2	1-2	28-28	32 / 30	0
33	03/22/2021	@ MINNESOTA	L	09-18-06	1-2	61	27	0-3	2-3	25-23	33 / 30	0
34	03/24/2021	@ MINNESOTA	L	09-19-06	2-3	38,53	7	0-1	2-3	30-26	33 / 30	0
35	03/26/2021	@ ST. LOUIS	W	10-19-06	4-1	23,49,38,67	49	0-1	2-2	24-34	36 / 50	4100
36	03/28/2021	@ ST. LOUIS	W*	11-19-06	3-2	41,4,42	42	0-1	2-3	24-40	41 / 50	4100
37	03/29/2021	@ COLORADO	L	11-20-06	2-5	43,61	92	0-2	5-6	15-48	31 / 30	0
38	04/02/2021	ARIZONA	L	11-21-06	2-4	92,33	81	0-2	2-2	29-31	31 / 41	0
39	04/04/2021	ARIZONA	O*	11-21-07	2-3	39,38	6	0-1	0-0	20-31	31 / 36	0
40	04/06/2021	@ SAN JOSE	W	12-21-07	5-1	14,53P,48,20,21	53	1-1	3-4	34-35	36 / 31	0
41	04/09/2021	COLORADO	L	12-22-07	0-2		13	0-2	3-3	28-35	35 / 36	0
42	04/11/2021	COLORADO	L	12-23-07	1-4	34	92	0-2	3-4	25-37	35 / 36	0
43	04/12/2021	@ SAN JOSE	W	13-23-07	4-0	53,92,92,67	53	0-2	5-5	21-46	41 / 31	0
44	04/14/2021	@ SAN JOSE	W	14-23-07	4-1	15,38,92,33P	38	1-4	3-3	27-28	41 / 32	0
45	04/16/2021	VEGAS	L	14-24-07	0-4		71	0-2	4-4	16-51	90 / 36	1717
46	04/18/2021	VEGAS	L	14-25-07	2-5	53,43	10	0-4	2-3	35-29	29 / 36	1717
47	04/20/2021	@ LOS ANGELES	L	14-26-07	1-4	4	11	0-4	3-3	25-22	40 / 41	1431
48	04/24/2021	VEGAS	L	14-27-07	1-5	23	20	0-2	3-3	24-31	90 / 36	1717
49	04/26/2021	@ LOS ANGELES	L	14-28-07	1-4	34	44	0-1	2-2	22-25	32 / 41	1373
50	04/28/2021	@ LOS ANGELES	W	15-28-07	3-2	39,23,4	4	0-2	4-5	22-30	36 / 40	1763
51	04/30/2021	LOS ANGELES	L	15-29-07	1-2	51	11	0-4	1-1	34-25	32 / 36	1717
52	05/01/2021	LOS ANGELES	W	16-29-07	6-2	46,43,20,49,32,53	20	0-1	1-1	33-25	30 / 40	1717
53	05/03/2021	@ ST. LOUIS	L	16-30-07	1-3	15	41	0-2	1-2	20-32	50 / 36	4100
54	05/05/2021	@ ST. LOUIS	W**	17-30-07	3-2	49,51	61	0-2	2-3	35-26	41 / 50	4100
55	05/07/2021	@ MINNESOTA	O*	17-30-08	3-4	53,14,38	97	0-1	3-3	25-36	34 / 36	3000
56	05/08/2021	@ MINNESOTA	O*	17-30-09	3-4	67,46,53	49	0-1	3-4	22-25	33 / 30	3300

(* = OVERTIME, ** = SHOOTOUT, + = SELLOUT)

2019-20 ANAHEIM DUCKS

No team photo due to COVID-19 pandemic

THE 2018-19 SEASON:

The Ducks concluded the 2019-20 season with a 29-33-9 record and 67 points. Anaheim had played 71 games until the regular season was paused Mar. 12 and eventually deemed completed May 26 due to the COVID-19 pandemic...going into Mar. 12, the Ducks had won three of their last five games and earned points in four of those contests (3-1-1, 7 pts).

TEAM LEADERS:

Adam Henrique led the club in points (26-17-43) and goals for the first time since joining the Ducks...Henrique's 26 goals marked his fifth 20-goal season and fell just four shy of his career high...**Ryan Getzlaf** paced the Ducks with 29 assists in a season he became the club's all-time leader in games played, the first player to appear in 1,000 games with Ducks and the NHL's all-time leader in overtime assists (24).

FINAL GAME POSTPONED GAME:

Anaheim's final game of the shortened season also represented the continuation of the postponed contest between the Blues and Ducks, originally set for Feb. 11 but rescheduled by the NHL due to a medical emergency that occurred at 12:10 of the first period involving defenseman Jay Bouwmeester...the contest followed the same 60-minute format of regular-season games and began with the score tied, 1-1, as it was at the time of the postponement...Adam Henrique (Anaheim) and Ivan Barbashev (St. Louis) provided the original goals, which carried over to the Mar. 11 rescheduled date..

FRANCHISE BEST:

Ryan Getzlaf became the franchise's all-time leader in games played Oct. 11 @ CBJ, surpassing Corey Perry (988) with his 989th career appearance...Getzlaf also became the first player in club history to play 1,000 games with Anaheim on Nov. 3 vs. CHI (see note below)...of his 1,053 career games, Getzlaf has served 700 of those as Anaheim's captain, the most in franchise history...he also passed Henrik Sedin (23) for the NHL's all-time lead in overtime assists following a 4-3 OT victory Feb. 25 vs. EDM.

CAPTAIN 1,000:

Ducks captain **Ryan Getzlaf** became the first Duck in franchise history to reach 1,000 games Nov. 3 vs. CHI...Getzlaf became the sixth NHL player in the last 40 NHL seasons to play their first 1,000 games with one franchise and win 548 (or more) of them (now at

568-362-127)...Getzlaf also became the eighth active player to appear in his first 1,000 career games with the same team, and the 53rd all-time (19th as a center)...with his appearance Nov. 3, Getzlaf was the 20th active skater and the 336th player in NHL history to reach the milestone...he also was the 12th player all-time to appear in his 1,000th game while a member of the Ducks.

TEAM 1,000:

6 2,000 The Ducks played their 1,000th all-time regular-season game in Anaheim Nov. 14 vs. San Jose at Honda Center...after the NHL awarded Anaheim and the Walt Disney Company a franchise on Dec. 10, 1992, the Ducks have posted a 547-341-136 all-time record (excluding "home" neutral site games)...the Ducks played their 2,000th game in franchise history Nov. 3 vs. Chicago, a 3-2 overtime loss.

LEADERBOARD CHECK:

Cam Fowler surpassed Scott Niedermayer for the franchise's all-time lead among defensemen in several categories during 2019-20...Fowler scored his 61st career goal Oct. 29 vs. WPG to become the club's all-time leader in goals by a defenseman...he started the season Oct. 3 vs. ARI by assuming the all-time franchise lead in GWG by a defenseman with his 14th game winner in a 2-1 victory...Fowler quickly followed up by becoming the first Anaheim defenseman to reach 1,000 career shots, Oct. 11 @ CBJ...he also earned his 300th career NHL point Feb. 7 @ TOR to become the first Ducks blueliner to reach the milestone.

IN NET:

John Gibson wrapped up the season tied for the 10th-highest career SV% (.918) among all-time NHL goaltenders with at least 200 games played...Gibson also finished 2019-20 tied for fifth among active goaltenders.

MILLER'S MOVES:

Ryan Miller earned his 386th career NHL win and surpassed Mike Vernon (385) for sole possession of 15th place on the NHL's all-time wins list in a 4-3 overtime win Mar. 4 @ COL...Mar. 6 vs. Toronto, Miller moved past Tom Barrasso (777) for sole possession of second place on the NHL's all-time games played list for U.S.-born goaltenders and on Feb. 17 in Calgary, Miller made 37 saves to surpass Gilles Meloche (21,138) for sole possession of 13th place on the NHL's all-time saves list.

2019-20 GAME-BY-GAME

#	Date	Team	W-L-OT	Record	GF-GA	Scorers	W Goal	PP	PK	SF-SA	W-L Gldr.	Attend.
1	10/03/2019	ARIZONA	W	01-00-00	2-1	38,4	4	0-1	1-1	29-33	36 / 35	17174+
2	10/05/2019	SAN JOSE	W	02-00-00	3-1	44,15,14	15	0-2	4-4	33-36	36 / 30	15795
3	10/08/2019	@ DETROIT	W	03-00-00	3-1	67,37,33	37	0-3	2-2	29-32	36 / 35	18209
4	10/10/2019	@ PITTSBURGH	L	03-01-00	1-2	25	59	0-3	5-6	32-28	30 / 36	18414+
5	10/11/2019	@ COLUMBUS	W	04-01-00	2-1	33S,4	4	0-1	3-3	23-27	30 / 70	15368
6	10/14/2019	@ BOSTON	L	04-02-00	2-4	67,14	88	0-4	1-3	32-23	41 / 36	17193
7	10/16/2019	BUFFALO	W	05-02-00	5-2	14,67,15P,14,33	15	1-4	6-7	31-33	36 / 35	15193
8	10/18/2019	CAROLINA	W	06-02-00	4-2	14,61,33,24S	33	0-1	2-3	20-24	30 / 34	14755
9	10/20/2019	CALGARY	L	06-03-00	1-2	33	11	0-3	0-0	30-29	39 / 36	15690
10	10/22/2019	@ NASHVILLE	L	06-04-00	1-6	15	10	0-3	5-6	27-30	35 / 36	17424+
11	10/24/2019	@ DALLAS	L	06-05-00	1-2	53P	34	1-2	2-2	30-29	30 / 36	17754
12	10/26/2019	@ COLORADO	W	07-05-00	5-2	14,24,15P,53,33	15	1-3	4-6	27-37	30 / 39	18039+
13	10/27/2019	@ VEGAS	L	07-06-00	2-5	15,14	10	0-1	2-4	15-49	29 / 36	18110+
14	10/29/2019	WINNIPEG	W	08-06-00	7-4	4,15,14,61,38,24,24	38	0-1	2-2	28-40	36 / 37	15171
15	11/01/2019	VANCOUVER	W*	09-06-00	2-1	33S,15	15	0-4	5-5	29-40	36 / 25	15173
16	11/03/2019	CHICAGO	O*	09-06-01	2-3	6,37P	88	1-4	4-5	38-37	40 / 30	15576
17	11/05/2019	MINNESOTA	L	09-07-01	2-4	67,32	12	0-2	2-2	31-26	32 / 36	15526
18	11/10/2019	EDMONTON	L	09-08-01	2-6	67,49	93	0-5	2-4	33-31	19 / 36	16463
19	11/12/2019	DETROIT	O*	09-08-02	3-4	33,76,4	21	0-2	3-4	27-36	45 / 30	15046
20	11/14/2019	SAN JOSE	L	09-09-02	3-5	67,33P,49	9	1-4	2-3	32-35	31 / 36	16007
21	11/16/2019	@ ST. LOUIS	W	10-09-02	4-1	15,38,38S,38	38	0-2	4-4	25-38	36 / 50	18096+
22	11/18/2019	@ WASHINGTON	L	10-10-02	2-5	34P,20	18	1-4	0-1	34-31	70 / 36	18573+
23	11/21/2019	@ FLORIDA	O*	10-10-03	4-5	49,37,67P,25	5	1-1	1-1	32-28	72 / 36	11316
24	11/23/2019	@ TAMPA BAY	L	10-11-03	2-6	38S,67	21	0-3	1-4	38-27	88 / 30	19092+
25	11/25/2019	NY ISLANDERS	W	11-11-03	3-0	15,4,25	15	0-2	2-2	23-26	36 / 1	16269
26	11/27/2019	@ ARIZONA	O**	11-11-04	3-4	2,34,61	18	0-3	1-2	34-28	35 / 36	14741
27	11/29/2019	WINNIPEG	L	11-12-04	0-3		4	0-2	3-4	24-20	37 / 36	16301
28	12/02/2019	LOS ANGELES	W	12-12-04	4-2	38,33P,24,38	24	1-1	2-2	20-36	30 / 36	15434
29	12/06/2019	WASHINGTON	L	12-13-04	2-3	15,14	13	0-3	2-3	29-36	70 / 30	15945
30	12/08/2019	@ WINNIPEG	L	12-14-04	2-3	33,29	55	0-2	3-4	33-33	37 / 36	15325+
31	12/10/2019	@ MINNESOTA	W**	13-14-04	3-2	67,4P	67	1-3	5-5	33-24	36 / 31	17154
32	12/12/2019	LOS ANGELES	L	13-15-04	1-2	38P	77	1-3	2-3	37-27	32 / 36	16008
33	12/14/2019	NY RANGERS	W**	14-15-04	4-1	33P,6,47P	33	2-4	2-2	42-32	36 / 30	14707
34	12/17/2019	@ PHILADELPHIA	L	14-16-04	1-4	67P	72	1-5	2-2	41-31	79 / 36	18449
35	12/18/2019	@ NEW JERSEY	L	14-17-04	1-3	14	21	0-2	3-4	27-20	29 / 30	13936
36	12/21/2019	@ NY ISLANDERS	W**	15-17-04	6-5	53P,39S,14,33,4	33	1-4	1-3	28-33	36 / 40	13917+
37	12/22/2019	@ NY RANGERS	L	15-18-04	1-5	34	21	0-4	5-5	20-41	30 / 30	17465
38	12/27/2019	VEGAS	W	16-18-04	4-3	14P,49,53,29	29	2-3	2-2	18-29	36 / 30	16601
39	12/29/2019	PHILADELPHIA	O*	16-18-05	1-2	6	13	0-4	2-2	28-35	37 / 36	16238
40	12/31/2019	@ VEGAS	L	16-19-05	2-5	5,33	19	0-2	1-1	28-43	29 / 36	18320+
41	01/02/2020	@ ARIZONA	L	16-20-05	2-4	33,49	15	0-1	3-3	28-34	32 / 36	14651
42	01/05/2020	NASHVILLE	W**	17-20-05	5-4	14,4,11P,14P	15	2-5	1-2	47-26	36 / 74	15858
43	01/07/2020	COLUMBUS	L	17-21-05	3-4	15,25,25	8	0-2	2-3	40-27	90 / 30	16153
44	01/09/2020	DALLAS	L	17-22-05	0-3		34	0-2	1-3	27-27	30 / 36	15419
45	01/11/2020	@ CHICAGO	L	17-23-05	2-4	49,67	8	0-1	1-1	37-33	40 / 36	21548+
46	01/13/2020	@ ST. LOUIS	L	17-24-05	1-4	53	21	0-2	0-1	21-34	34 / 36	18096+
47	01/16/2020	@ NASHVILLE	W	18-24-05	4-2	42,14P,67,38S	67	1-2	1-1	27-35	36 / 74	17388+
48	01/17/2020	@ CAROLINA	W*	19-24-05	2-1	6,34	34	0-2	2-2	37-26	30 / 47	16913
49	01/27/2020	@ SAN JOSE	L	19-25-05	2-4	25S,37P	12	1-2	1-1	28-31	30 / 36	16571
50	01/29/2020	ARIZONA	W	20-25-05	4-2	14,14,47,24S	47	0-4	5-5	32-27	36 / 32	16730
51	01/31/2020	TAMPA BAY	L	20-26-05	3-4	67,44,61	86	0-3	3-3	26-22	88 / 36	16032
52	02/01/2020	@ LOS ANGELES	W	21-26-05	3-1	49,38,32	38	0-1	1-2	28-47	30 / 32	18230+
53	02/04/2020	@ OTTAWA	W**	22-26-05	3-2	37,25	25	0-3	3-5	28-32	36 / 35	9238
54	02/06/2020	@ MONTREAL	O*	22-26-06	2-3	33,38	26	0-2	4-5	37-27	31 / 36	20896
55	02/07/2020	@ TORONTO	O*	22-26-07	4-5	20,49S,14P,38	91	1-3	3-5	30-35	36 / 30	19077+
56	02/09/2020	@ BUFFALO	W	23-26-07	3-2	33,15,37	37	0-1	1-2	28-33	30 / 34	16131
57	02/13/2020	CALGARY	L	23-27-07	0-6		28	0-4	2-2	44-32	39 / 36	16212
58	02/16/2020	@ VANCOUVER	W	24-27-07	5-1	14,38P,14P,34,2	38	2-2	2-3	28-38	36 / 35	18871+
59	02/17/2020	@ CALGARY	L	24-28-07	4-6	14,33,20,29	23	0-2	4-4	30-43	39 / 30	19116
60	02/19/2020	FLORIDA	L	24-29-07	1-4	49	21	0-1	1-1	36-32	72 / 36	15716
61	02/21/2020	COLORADO	L	24-30-07	0-1		37	0-2	1-1	26-29	39 / 36	16742
62	02/23/2020	VEGAS	O*	24-30-08	5-6	29,37,37,14,14	27	0-2	1-1	30-28	30 / 36	15171
63	02/25/2020	EDMONTON	W*	25-30-08	4-3	22,20,14,22P	22	1-3	2-3	21-32	36 / 41	15431
64	02/28/2020	PITTSBURGH	W	26-30-08	3-2	43,15P,2	2	1-6	4-5	21-30	36 / 30	16588
65	03/01/2020	NEW JERSEY	L	26-31-08	0-3		37	0-2	1-3	34-34	35 / 36	16195
66	03/03/2020	@ CHICAGO	L	26-32-08	2-6	43,24	17	0-3	2-2	39-40	50 / 36	21345+
67	03/04/2020	@ COLORADO	W*	27-32-08	4-3	26,2,34,67	67	0-2	1-3	30-35	30 / 39	18033+
68	03/06/2020	TORONTO	W	28-32-08	2-1	24,14	14	0-2	3-3	28-31	36 / 36	15984
69	03/08/2020	MINNESOTA	O*	28-32-09	4-5	33,43,33,29	22	0-4	1-3	26-30	40 / 30	15948
70	03/10/2020	OTTAWA	W	29-32-09	5-2	33P,20,20,20,67P	20	2-2	5-5	15-42	30 / 35	15044
71	03/11/2020	ST. LOUIS	L	29-33-09	2-4	14,28	12	0-1	1-2	27-37	34 / 31	16195

(* = OVERTIME, ** = SHOOTOUT, + = SELLOUT)

2018-19 ANAHEIM DUCKS



FRONT ROW (L-R): John Gibson, Director of Player Personnel Rick Paterson, Senior Vice President of Hockey Operations David McNab, Executive Vice President/General Manager & Interim Head Coach Bob Murray, Owner Henry Samueli, Ryan Kesler, Ryan Getzlaf, Corey Perry, Owner Susan Samueli, Chief Executive Officer Michael Schulman, Executive Vice President/Chief Operating Officer Tim Ryan, Ryan Miller, Chad Johnson **SECOND ROW:** Vice President of Human Resources Gina Galasso, Chief Human Resources Officer Jay Scott, Chief Financial Officer Bill Foltz, Vice President/COO, Anaheim Arena Management Kevin Starkey, Assistant Coach Mark Morrison, Assistant Coach Rich Preston, Jakob Silfverberg, Josh Manson, Cam Fowler, Adam Henrique, Assistant Coach Marty Wilford, Goaltending Coach Sudarshan Maharaj, Vice President/Chief Marketing Officer Aaron Teats, Chief Commercial Officer Bill Pedigo, Vice President, The Rinks Art Trottier, Vice President & General Counsel Katie Rodin **THIRD ROW:** Director of Rehabilitation Kevin Taylor, Head Equipment Manager Chris Aldrich, Skating & Skills Development Coach Larry Barron, Video Coach Joe Piscotty, Daniel Sprong, Devin Shore, Carter Rowney, Hampus Lindholm, Rickard Rakell, Troy Terry, Ondrej Kase, Strength & Conditioning Coach Mark Fitzgerald, Assistant Strength & Conditioning Coach Chris Martin, Head Athletic Trainer Joe Huff, Assistant Athletic Trainer Mike Hanegan **FOURTH ROW:** Hockey Operations Manager David Schenker, Assistant Equipment Manager Matt Brayfield, Assistant Equipment Manager Jeff Tyti, Brendan Guhle, Max Jones, Nick Ritchie, Jaycob Megna, Korbinian Holzer, Derek Grant, Jacob Larsson, Massage Therapist Mike Griebel, Assistant Athletic Trainer Chad Walker.

THE 2018-19 SEASON:

The Ducks finished the season with a 35-37-10 record for 80 points. Anaheim went 5-1-1 in its last seven games, earning points in six of those seven contests (11 pts)...only Columbus (6-1-0) had a better record in its final seven games of 2018-19. Anaheim also went 11-5-1 for 23 points in its last 17 games, which ranked tied for third among NHL teams in points during that stretch. The Ducks scored 57 goals in those final 17 games (tied for fifth in the NHL) and went 11-for-43 on the PP (25.6%, fourth in NHL).

YOUTHFUL IMPACT:

Young players made an impact at both the start and at the end of the season.

Troy Terry co-led NHL rookies in points (2-8-10) and assists from Mar. 5 until the night he was injured Mar. 29 at Calgary...Terry was named the NHL's Third Star of the Week for the period ending Mar. 10 after collecting 2-5-7 with a +5 rating in four games...Terry finished the week ranked third among NHL leaders in points, tied for third in assists, and tied for second in plus/minus.

Sam Steel led NHL rookies in goals (5-1-6) from the date of his Mar. 26 hat trick through the end of the regular season (see hat trick note below).

Max Comtois became the first Ducks player to score in his first two career NHL games from the start of a season and also became the second rookie in franchise history to record at least one point in each of his first three career NHL games. Comtois' goal 49 seconds into the season-opening game Oct. 3 at San Jose was the fastest to start an NHL career since 1989, when Buffalo's Alexander Mogilny scored 20 seconds into the first period Oct. 5, 1989 vs. Quebec. Comtois' goal, four seconds into his first shift, was the sixth-fastest goal to open an NHL career in NHL modern-era history (since 1943-44).

Six rookies made their NHL debuts with Anaheim in 2018-19, including **Sam Steel**, **Max Comtois**, **Max Jones**, **Josh Mahura**, **Isac Lundestrom** and **Kiefer Sherwood**.

ON THE BLUELINE:

During the 2018-19 NHL season, the Ducks led the NHL in games played by drafted defensemen (418)...Anaheim also ranked second in most rookies (16), games played by rookies (325) and games

played by defensemen aged 27-or-younger (449).

SIGNED & DELIVERED:

Jakob Silfverberg averaged over a point-per-game after he signed his five-year contract extension Mar. 2 in his final 17 games, Silfverberg recorded 8-11-19 points with a +10 rating to help the Ducks to a 11-5-1 record...Silfverberg finished the season leading the Ducks with a career-high 24 goals and ranked tied for second in points (24-19-43)...on Mar. 12 vs. Nashville, Silfverberg scored his 103rd career goal as a Duck to surpass Andrew Coglian (102) for sole possession of eighth on the all-time franchise goals list.

NET PRESENCE:

John Gibson went 26-22-8 with two shutouts, a 2.84 GAA and .917 SV% in 58 games...Gibson led the NHL in shorthanded saves (285), ranked sixth in saves (1,685) and shots against (1,838), and 10th in appearances...Gibson, who was also tied for fourth among goaltenders in March wins (8-3-0), tied for ninth in most appearances with two goals-or-less allowed (29) during the 2018-19 campaign...Gibson collected his 100th career NHL win in Anaheim's 4-3 victory over Vancouver Nov. 21 to become the fourth Ducks goaltender to reach the milestone, joining Jean-Sebastien Giguere (206), Guy Hebert (173) and Jonas Hiller (162)...Gibson also became the fastest to 100 wins with Anaheim in 196 games, besting Hiller (214 games), Giguere (248) and Hebert (254).

RECORD-SETTING PERFORMANCE:

Ryan Miller surpassed John Vanbiesbrouck (374) for the all-time lead among U.S.-born goaltenders in wins (375) Feb. 17 vs. Washington...Vanbiesbrouck had been the all-time leader since Jan. 6, 2000, when he passed Tom Barrasso with his 349th career win...both goalies remained active yet Vanbiesbrouck did not relinquish the lead until Miller tied him Dec. 2, 2018...Miller concluded the 2018-19 season ranked 16th on the all-time wins list for NHL goaltenders...on Feb. 19 at Minnesota, Miller stopped all 31 shots to post his 44th career shutout, second among U.S.-born goaltenders all-time...that night Miller also became the fourth goaltender since 2013-14 to record a shutout at the age of 38 or older.

2018-19 GAME-BY-GAME

#	Date	Team	W-L-OT	Record	GF-GA	Scorers	W Goal	PP	PK	SF-SA	W-L Gldtr.	Attend.
1	10/03/2018	@ SAN JOSE	W	01-00-00	5-2	53,67P,26,14P,24	26	2-3	3-3	15-33	36 / 31	17562+
2	10/06/2018	@ ARIZONA	W	02-00-00	1-0	53	53	0-2	4-4	20-41	36 / 32	17125+
3	10/08/2018	DETROIT	W**	03-00-00	3-2	47,33	61	0-3	2-2	27-21	36 / 35	17436+
4	10/10/2018	ARIZONA	O**	03-00-01	2-3	17,46	25	0-3	2-3	25-39	32 / 36	17015
5	10/13/2018	@ DALLAS	L	03-01-01	3-5	33,64,14P	3	1-2	1-3	25-51	35 / 36	18532+
6	10/14/2018	@ ST. LOUIS	W	04-01-01	3-2	33,46,7P	7	1-2	2-3	31-31	30 / 31	16562
7	10/17/2018	NY ISLANDERS	W	05-01-01	4-1	17P,17,14,47	17	1-3	4-4	25-35	36 / 1	16909
8	10/20/2018	@ VEGAS	L	05-02-01	1-3	46	75	0-2	4-5	18-45	29 / 36	18375+
9	10/21/2018	BUFFALO	L	05-03-01	2-4	34,64	55	0-2	2-4	28-45	40 / 30	17174+
10	10/23/2018	@ CHICAGO	L	05-04-01	1-3	67	88	0-4	3-4	25-38	50 / 36	20900+
11	10/25/2018	@ DALLAS	L	05-05-01	2-5	15,15	4	0-3	3-3	25-41	30 / 36	17134
12	10/28/2018	SAN JOSE	O*	05-05-02	3-4	42,20,20	28	0-1	2-2	30-49	31 / 36	17099
13	10/30/2018	PHILADELPHIA	L	05-06-02	2-3	20,20P	19	1-3	3-4	25-36	37 / 30	16450
14	11/01/2018	NY RANGERS	O**	05-06-03	2-3	33P,67	36	1-3	2-3	30-24	40 / 36	16101
15	11/04/2018	COLUMBUS	W*	06-06-03	3-2	4,4,4	4	0-5	6-6	30-26	36 / 70	16727
16	11/06/2018	@ LOS ANGELES	L	06-07-03	1-4	17	13	0-4	0-1	31-27	36 / 36	18230+
17	11/07/2018	CALGARY	W	07-07-03	3-2	33,14,15	15	0-3	2-3	24-39	30 / 41	16461
18	11/09/2018	MINNESOTA	L	07-08-03	1-5	20P	16	1-2	4-4	21-43	32 / 36	16464
19	11/12/2018	NASHVILLE	W**	08-08-03	2-1	15	67	0-2	7-7	30-35	36 / 35	16629
20	11/14/2018	@ VEGAS	L	08-09-03	0-5		89	0-4	5-6	29-25	29 / 36	18111+
21	11/16/2018	TORONTO	O*	08-09-04	1-2	20	44	0-1	2-2	39-35	40 / 36	16666
22	11/18/2018	COLORADO	O*	08-09-05	3-4	26,15P,25	96	1-3	0-2	33-42	31 / 30	16502
23	11/21/2018	VANCOUVER	W	09-09-05	4-3	15,25P,14,83	83	1-4	1-2	37-28	36 / 25	16091
24	11/23/2018	EDMONTON	W*	10-09-05	2-1	37,67	67	0-2	1-2	25-28	36 / 19	16497
25	11/25/2018	@ NASHVILLE	L	10-10-05	2-5	14P,25	51	1-5	3-5	19-33	35 / 36	17167+
26	11/27/2018	@ TAMPA BAY	W	11-10-05	3-1	42,37P,24	37	1-3	4-4	22-35	30 / 70	19092+
27	11/28/2018	@ FLORIDA	W	12-10-05	3-2	42,37,37	37	0-2	2-3	25-44	36 / 34	9078
28	11/30/2018	@ CAROLINA	W*	12-10-05	2-1	20,15	15	0-3	6-6	29-34	36 / 35	13987
29	12/02/2018	@ WASHINGTON	W	14-10-05	6-5	15,7,67,20P,47P,20	20	2-3	4-5	25-32	30 / 70	18506+
30	12/05/2018	CHICAGO	W	15-10-05	4-2	26,11,25,33	25	0-1	3-3	32-27	36 / 50	15696
31	12/07/2018	CAROLINA	L	15-11-05	1-4	33S	22	0-5	4-4	19-36	34 / 36	15573
32	12/09/2018	NEW JERSEY	W**	16-11-05	6-5	33,64,26,20,25	11	0-1	2-3	37-35	36 / 35	16470
33	12/12/2018	DALLAS	W	17-11-05	6-3	25,25,25,26,33,47	26	0-1	1-3	36-29	36 / 30	16810
34	12/15/2018	@ COLUMBUS	W*	18-11-05	2-1	11,11	11	0-1	3-3	22-37	36 / 72	16171
35	12/17/2018	@ PITTSBURGH	W	19-11-05	4-2	14P,64,25,15	25	1-2	3-4	36-30	36 / 1	18575+
36	12/18/2018	@ NY RANGERS	L	19-12-05	1-3	20	13	0-5	3-3	15-24	40 / 1	17590
37	12/20/2018	@ BOSTON	L	19-13-05	1-3	76	47	0-4	2-4	25-31	41 / 36	17565+
38	12/22/2018	@ BUFFALO	L	19-14-05	0-3	26	0-3	3-4	4-3	40-33	35 / 36	19070+
39	12/27/2018	@ SAN JOSE	L	19-15-05	2-4	33P,64	88	1-4	3-3	27-39	31 / 1	17562+
40	12/29/2018	ARIZONA	O*	19-15-06	4-5	25,11P,14,25	8	1-5	2-3	41-30	31 / 36	17174+
41	12/31/2018	TAMPA BAY	O*	19-15-07	1-2	37	21	0-1	3-3	36-35	88 / 36	17340+
42	01/04/2019	VEGAS	L	19-16-07	2-3	11P,24	67	1-3	3-3	27-42	29 / 36	17222+
43	01/06/2019	EDMONTON	L	19-17-07	0-4		97	0-3	1-1	39-24	33 / 36	17317+
44	01/09/2019	OTTAWA	O*	19-17-08	1-2	33	36	0-3	0-0	33-30	31 / 36	17174+
45	01/11/2019	PITTSBURGH	L	19-18-08	4-7	37,15,11,33S	81	0-2	2-3	25-36	30 / 36	17473+
46	01/13/2019	@ WINNIPEG	O*	19-18-09	3-4	23,67,7	18	0-2	2-3	31-34	37 / 36	15321+
47	01/15/2019	@ DETROIT	L	19-19-09	1-3	67P	14	1-2	0-0	24-25	35 / 36	19515+
48	01/17/2019	@ MINNESOTA	W	20-19-09	3-0	14,67,23	14	0-4	4-4	23-37	36 / 32	18907+
49	01/19/2019	@ NEW JERSEY	W	21-19-09	3-2	11,61P,38	38	1-2	4-4	14-31	36 / 29	15231
50	01/20/2019	@ NY ISLANDERS	L	21-20-09	0-3		15	0-1	2-3	19-28	40 / 1	13917+
51	01/23/2019	ST. LOUIS	L	21-21-09	1-5	11	12	0-1	0-0	13-32	50 / 36	16795
52	02/02/2019	@ WINNIPEG	L	21-22-09	3-9	37,11,29	18	0-1	1-4	29-31	37 / 36	15321+
53	02/04/2019	@ TORONTO	L	21-23-09	1-6	67	18	0-1	2-3	25-44	31 / 36	18858+
54	02/05/2019	@ MONTREAL	L	21-24-09	1-4	15	15	0-1	3-3	25-32	31 / 1	20680
55	02/07/2019	@ OTTAWA	L	21-25-09	0-4		7	0-3	1-1	45-35	31 / 36	12617
56	02/09/2019	@ PHILADELPHIA	L	21-26-09	2-6	14P,37P	12	2-4	4-5	32-40	79 / 1	19072
57	02/13/2019	VANCOUVER	W	22-26-09	1-0	33	33	0-3	4-4	22-35	40 / 25	17174+
58	02/15/2019	BOSTON	L	22-27-09	0-3		55	0-3	3-4	30-29	41 / 40	17174+
59	02/17/2019	WASHINGTON	W	23-27-09	5-2	14,33,14P,10P,33	14	2-4	3-3	39-25	30 / 70	17495+
60	02/19/2019	@ MINNESOTA	W	24-27-09	4-0	33P,10,17,47	33	1-3	3-3	24-31	30 / 40	18533+
61	02/22/2019	@ CALGARY	L	24-28-09	1-2	38	88	0-2	1-1	26-28	41 / 30	18960
62	02/23/2019	@ EDMONTON	L	24-29-09	1-2	24	89	0-1	1-1	34-21	19 / 40	18347+
63	02/25/2019	@ VANCOUVER	L	24-30-09	0-4		77	0-2	1-2	29-29	25 / 40	18542
64	02/27/2019	CHICAGO	L	24-31-09	3-4	29S,24,61	88	0-1	3-4	32-35	50 / 30	16689
65	03/01/2019	VEGAS	L	24-32-09	0-3		71	0-2	1-2	34-34	29 / 36	16456
66	03/03/2019	COLORADO	W	25-32-09	2-1	33,4P	4	1-3	3-4	23-26	36 / 31	16690
67	03/05/2019	@ ARIZONA	W	26-32-09	3-1	33,14P,61P	14	2-5	5-5	31-23	30 / 35	11305
68	03/06/2019	ST. LOUIS	L	26-33-09	4-5	37,67P,43,14	27	1-4	2-5	27-33	50 / 36	16854
69	03/08/2019	MONTREAL	W	27-33-09	8-2	11,14,29P,61,10,67,14,49	29	1-4	5-6	29-37	36 / 31	16580
70	03/10/2019	LOS ANGELES	L	27-34-09	2-3	11,33	38	0-1	3-3	20-25	32 / 30	17174+
71	03/12/2019	NASHVILLE	W	28-34-09	3-2	15,33,11	11	0-1	3-5	18-34	36 / 35	16811
72	03/14/2019	@ ARIZONA	L	28-35-09	1-6	33	55	0-4	3-5	37-24	35 / 30	14202
73	03/15/2019	@ COLORADO	W	29-35-09	3-3	10,15,11,10P,47	10	1-2	2-3	37-44	36 / 1	18025+
74	03/17/2019	FLORIDA	W	30-35-09	5-2	29P,14,33	33	1-2	1-1	22-39	36 / 33	16523
75	03/20/2019	WINNIPEG	L	30-36-09	0-3		55	0-5	4-5	29-23	37 / 36	16846
76	03/22/2019	SAN JOSE	W*	31-36-09	4-3	67,14P,67P,33	33	2-3	4-5	21-26	36 / 30	17174+
77	03/23/2019	@ LOS ANGELES	O**	31-36-10	3-4	4,67P,24S	11	1-2	2-3	20-30	32 / 30	18230+
78	03/28/2019	@ VANCOUVER	W	32-36-10	5-4	34,34,34,67P,64	64	1-2	1-1	24-32	36 / 25	17633
79	03/29/2019	@ CALGARY	L	32-37-10	1-6	45	23	0-1	2-3	22-37	41 / 30	19030
80	03/30/2019	@ EDMONTON	W	33-37-10	5-1	10,67,67,67,29	67	0-1	1-1	38-31	36 / 19	18347+
81	04/03/2019	CALGARY	W	34-37-10	3-1	34,49,15	49	0-2	5-5	32-26	30 / 33	17174+
82	04/05/2019	LOS ANGELES	W	35-37-10	5-2	24,51,1,34S,33	11	0-1	5-5	33-46	36 / 36	17306+

(* = OVERTIME, ** = SHOOTOUT, + = SELLOUT)

2017-18 ANAHEIM DUCKS



FRONT ROW (L-R): John Gibson, Director of Player Personnel Rick Paterson, Senior Vice President of Hockey Operations David McNab, Executive Vice President/General Manager Bob Murray, Owner Henry Samueli, Ryan Kesler, Ryan Getzlaf, Corey Perry, Owner Susan Samueli, Chief Executive Officer Michael Schulman, Executive Vice President/Chief Operating Officer Tim Ryan, Head Coach Randy Carlyle, Ryan Miller **SECOND ROW:** Chief Human Resources Officer Jay Scott, Chief Financial Officer Bill Foltz, Vice President/COO, Anaheim Arena Management Kevin Starkey, Goaltending Coach Sudarshan Maharaj, Assistant Coach Mark Morrison, Assistant Coach Rich Preston, Francois Beauchemin, Kevin Bieksa, Cam Fowler, Andrew Cogliano, Assistant Coach Trent Yawney, Assistant Coach Steve Konowalchuk, Vice President/Chief Marketing Officer Aaron Teats, Vice President/Chief Commercial Officer Bill Pedigo, Vice President, The Rinks Art Trotter, Vice President of Human Resources Gina Galasso **THIRD ROW:** Hockey Operations Manager Chase Flanigan, Assistant Equipment Manager Chris Aldrich, Equipment Manager Doug Shearer, Video Coach Joe Piscotty, Antoine Vermette, Jakob Silfverberg, Josh Manson, Hampus Lindholm, Rickard Rakell, Adam Henrique, Patrick Eaves, Strength & Conditioning Coach Mark Fitzgerald, Assistant Strength and Conditioning Coach Chris Martin, Head Athletic Trainer Joe Huff, Assistant Athletic Trainer Mike Hannegan **FOURTH ROW:** Assistant Equipment Manager Matt Brayfield, Assistant Equipment Manager Jeff Tyni, Physical Therapist Kevin Taylor, J.T. Brown, Brandon Montour, Nick Ritchie, Derek Grant, Marcus Pettersson, Jason Chimera, Chris Kelly, Ondrej Kase, Massage Therapist Mike Griebel, Skating Consultant Larry Barron.

POSTSEASON NOTES IN PLAYOFF SECTION

THE 2017-18 SEASON:

The Anaheim Ducks completed the regular season 44-25-13 for 101 points, finishing second in the Pacific Division, tied for fourth in the Western Conference and tied for eighth in the NHL (MIN)...with 101 points, Anaheim became the only NHL team to post 100+ points in each season from 2013-18.

THE FINISH:

The Ducks finished the regular season as one of the NHL's top teams, winning their last five regular-season games (tying with WPG for the longest active streak to end the season) and their last seven home games (second longest to WPG, 9)...the Ducks also went 10-1-1 with a .875 points percentage (second in the NHL to WPG) in their final 12 games...Anaheim also went 17-5-2 over the last 24 games (fourth in NHL) and 25-10-4 after the bye week (Jan. 13, tied for fourth in NHL)...over the last 47 regular-season games, the Ducks went 30-12-5 (also tied for fourth in NHL).

ON DEFENSE:

The Ducks finished the season allowing only 209 goals, third-best in the NHL...Anaheim was the NHL's top defensive team after the All-Star break, allowing only 73 goals in 32 games (league-leading 2.28 GAA), eight fewer than anyone else in the NHL (LA, 81 goals)...the Ducks got even stingier down the stretch, allowing only 49 goals in the last 24 games (leading-

leading 2.04 GAA), 12 fewer than anyone else in the NHL (ARI, 61).

CLINCHED:

The Ducks clinched their sixth consecutive trip to the Stanley Cup Playoffs Apr. 4, equaling the second-longest streak in the NHL...only Pittsburgh had a longer streak with 12 (Minnesota also has six consecutive)...the Ducks entered 2018 playoffs with the most postseason wins in the Western Conference since 2014 (31-22) and rank tied for second in the NHL (Pittsburgh 40, New York Rangers 31).

RECORD-SETTING SEASON:

The Ducks established a franchise record with a .923 SV%, which co-led all NHL teams (NSH)...the previous team record for SV% in a single season was .921, set during the 1998-99 campaign...both Ryan Miller (.928) and John Gibson (.926) surpassed the individual single-season franchise record for SV% (.924, Jonas Hiller in 2010-11, Gibson in 2016-17)...Miller ranked fifth among NHL goaltenders in SV%, while Gibson ranked eighth in SV%, 10th in wins (31) and tied for ninth in shutouts (4)...from the All-Star break through the end of the regular season, Gibson led league netminders in GAA (1.95; min. 20 games) and SV% (.937; min. 20 games) to go along with a 14-4-2 record...Gibson concluded the regular season with a 21-7-3 record in his last 31 decisions.

2017-18 GAME-BY-GAME

#	Date	Team	W-L-OT	Record	GF-GA	Scorers	W Goal	PP	PK	SF-SA	W-L	Glt	Att.
1	10/05/2017	ARIZONA	W	01-00-00	5-4	10,10,25,767	67	0-4	2-4	41-30	36 / 35	17174+	
2	10/07/2017	PHILADELPHIA	O*	01-00-01	2-3	50,4S	17	0-2	5-5	23-37	37 / 36	16032	
3	10/09/2017	CALGARY	L	01-01-01	0-2		23	0-5	3-4	43-29	41 / 36	15485	
4	10/11/2017	NY ISLANDERS	W	02-01-01	3-2	7,67,18	18	0-4	5-5	30-41	36 / 41	14553	
5	10/13/2017	@ COLORADO	L	02-02-01	1-3	26S	4	0-2	6-8	18-39	45 / 1	15393	
6	10/15/2017	BUFFALO	L	02-03-01	1-3	21S	23	0-4	3-3	26-31	31 / 36	15821	
7	10/20/2017	MONTREAL	W	03-03-01	6-2	22,38P,50,26,38,21	50	1-4	5-6	45-51	36 / 31	17174+	
8	10/24/2017	@ PHILADELPHIA	W	04-03-01	6-2	25,26,37P,67,15,25	37	1-3	6-6	25-33	36 / 37	18895	
9	10/26/2017	@ FLORIDA	L	04-04-01	3-8	83,748	21	0-3	2-3	34-22	34 / 36	10545	
10	10/28/2017	@ TAMPA BAY	W	05-04-01	4-1	67P,26P,47,67	26	2-2	4-4	21-32	36 / 31	19092+	
11	10/29/2017	@ CAROLINA	W**	06-04-01	4-3	25,38,33	10	0-0	2-3	25-37	30 / 33	10108	
12	11/01/2017	TORONTO	L	06-05-01	1-3	25	12	0-4	2-2	29-29	31 / 36	15628	
13	11/03/2017	NASHVILLE	L	06-06-01	3-5	50,47P,33	33	1-4	3-4	38-30	35 / 36	16523	
14	11/04/2017	@ SAN JOSE	O**	06-06-02	1-2	10	27	0-1	3-3	26-45	31 / 30	17562+	
15	11/07/2017	LOS ANGELES	O*	06-06-03	3-4	40,45,67	21	0-5	6-7	36-43	32 / 30	16637	
16	11/09/2017	VANCOUVER	W	07-06-03	4-1	47P,26P,33P,33	26	3-6	5-5	35-20	30 / 25	16038	
17	11/12/2017	TAMPA BAY	L	07-07-03	1-2	33	23	0-1	1-2	29-37	88 / 36	15707	
18	11/15/2017	BOSTON	W	08-07-03	4-2	63,42,37,38	37	0-0	2-2	27-42	36 / 40	15089	
19	11/19/2017	FLORIDA	W	09-07-03	3-2	42,67P,26P	26	2-4	5-6	28-52	36 / 1	17174+	
20	11/20/2017	@ SAN JOSE	W**	10-07-03	3-2	10,67	50	0-2	2-3	30-42	1 / 31	17257	
21	11/22/2017	VEGAS	L	10-08-03	2-4	42,38P	18	1-4	2-3	19-49	33 / 36	17174+	
22	11/24/2017	WINNIPEG	L	10-09-03	1-4	23	27	0-2	1-3	31-36	37 / 36	16035	
23	11/25/2017	@ LOS ANGELES**		10-09-04	1-2	37	22	0-2	4-4	26-34	32 / 30	18230+	
24	11/27/2017	@ CHICAGO	L	10-10-04	3-7	33,21,21P	15	1-2	1-3	29-35	50 / 36	21619+	
25	11/29/2017	@ ST. LOUIS	W	11-10-04	3-2	50,63P,50P	50	2-6	4-4	30-39	36 / 34	16760	
26	12/01/2017	@ COLUMBUS	L	11-11-04	2-4	4,63	77	0-4	6-7	27-31	70 / 36	16206	
27	12/02/2017	@ NASHVILLE	O**	11-11-05	2-3	10P,4	22	1-2	2-4	35-35	35 / 30	17113+	
28	12/05/2017	@ VEGAS	O**	11-11-06	3-4	23,50P,10	89	1-3	4-4	29-43	30 / 36	17608+	
29	12/06/2017	OTTAWA	W	12-11-06	3-0	14,25,14	14	0-2	3-3	22-29	30 / 41	15890	
30	12/08/2017	MINNESOTA	O*	12-11-07	2-3	6,314	24	0-3	2-2	28-31	40 / 36	16471	
31	12/11/2017	CAROLINA	W	13-11-07	3-2	38,33,48	48	0-2	3-3	23-30	36 / 33	16198	
32	12/14/2017	@ ST. LOUIS	W	14-11-07	3-1	7,63,63	63	0-1	4-4	18-30	36 / 34	17822	
33	12/16/2017	@ WASHINGTON*	L	14-11-08	2-3	38,33P	8	1-1	0-0	30-27	70 / 36	18506+	
34	12/18/2017	@ NEW JERSEY	L	14-12-08	3-5	15,33,14	23	0-2	1-2	24-34	35 / 30	16514+	
35	12/19/2017	@ NY RANGERS	L	14-13-08	1-4	25	13	0-2	2-2	40-32	30 / 36	18006+	
36	12/21/2017	@ NY ISLANDERS	W*	15-13-08	5-4	47,25,47,67,47	47	0-2	1-3	40-26	30 / 41	10092	
37	12/23/2017	@ PITTSBURGH	W	16-13-08	4-0	25,67,75,4P	25	1-2	2-2	23-29	36 / 30	18622+	
38	12/27/2017	VEGAS	L	16-14-08	1-4	67	21	0-2	2-2	28-28	30 / 36	17444+	
39	12/29/2017	CALGARY	W	17-14-08	2-1	4,67P	67	1-6	3-3	41-23	36 / 41	17174+	
40	12/31/2017	ARIZONA	W	18-14-08	5-2	67,67,4,33,50	4	0-1	2-4	26-25	36 / 32	17174+	
41	01/02/2018	@ VANCOUVER	W	19-14-08	5-0	14,67,15,50,38	14	0-2	4-4	27-31	30 / 31	18865+	
42	01/04/2018	@ EDMONTON	O**	19-14-09	1-2	17P	93	1-2	5-5	34-34	33 / 36	18347	
43	01/06/2018	@ CALGARY	L	19-15-09	2-3	33S,15	27	0-3	4-4	29-31	41 / 36	19258	
44	01/13/2018	@ LOS ANGELES	W	20-15-09	4-2	25,17P,25,10	25	1-2	2-2	22-25	36 / 32	18443+	
45	01/15/2018	@ COLORADO	L	20-16-09	1-3	21	29	0-2	5-6	34-29	45 / 30	16090	
46	01/17/2018	PITTSBURGH	W	21-16-09	5-3	67,14,21S,25,47	25	0-2	2-4	33-33	36 / 35	17291+	
47	01/19/2018	LOS ANGELES	W	22-16-09	2-1	14,17	17	0-2	1-1	31-24	36 / 32	17258+	
48	01/21/2018	SAN JOSE	L	22-17-09	2-6	67P,15	89	1-3	3-5	35-26	30 / 36	17347+	
49	01/23/2018	NY RANGERS	W	23-17-09	6-3	7,10P,7,14S,67P,15	14	2-6	2-3	31-44	36 / 31	16763	
50	01/25/2018	WINNIPEG	W**	24-17-09	4-3	14,37,17	14	0-4	2-2	39-27	30 / 37	17174+	
51	01/30/2018	@ BOSTON	W	25-17-09	3-1	33,14P,14	14	1-2	4-4	27-31	36 / 35	17565+	
52	02/01/2018	@ OTTAWA	O*	25-17-10	1-2	17	65	0-2	2-4	31-32	1 / 30	13759	
53	02/03/2018	@ MONTREAL	L	25-18-10	2-5	10P,67	21	1-4	4-7	45-29	37 / 30	21302+	
54	02/05/2018	@ TORONTO	L	25-19-10	4-7	15,67,25P,67	29	1-3	2-3	44-40	35 / 30	19055+	
55	02/06/2018	@ BUFFALO	W*	26-19-10	4-3	67P,25,10,14	14	1-3	1-2	33-33	30 / 40	16788	
56	02/09/2018	EDMONTON	W	27-19-10	3-2	47,10,17	17	0-2	3-3	34-32	36 / 33	17174+	
57	02/11/2018	SAN JOSE	O**	27-19-11	2-3	25,4	8	0-2	1-1	27-39	31 / 36	17435+	
58	02/13/2018	@ DETROIT	L	27-20-11	1-2	14	51	0-4	2-2	33-16	35 / 36	19515+	
59	02/15/2018	@ CHICAGO	W	28-20-11	3-2	37,25,14	14	0-2	4-5	32-44	36 / 31	21415+	
60	02/17/2018	@ MINNESOTA	W**	29-20-11	3-2	10P,25	37	1-3	3-3	31-38	36 / 40	19192+	
61	02/19/2018	@ VEGAS	W	30-20-11	2-0	33,42	33	0-0	2-2	20-33	36 / 29	18267+	
62	02/21/2018	DALLAS	W	31-20-11	2-0	47P,15S	47	1-3	4-4	17-41	30 / 30	16609	
63	02/24/2018	@ ARIZONA	L	31-21-11	0-2		55	0-2	4-4	26-38	32 / 30	19159	
64	02/25/2018	EDMONTON	O**	31-21-12	5-6	67,14P,15,67,67	97	1-3	2-2	46-42	35 / 30	17174+	
65	03/02/2018	COLUMBUS	W	32-21-12	4-2	67,7S,42,4	42	0-2	4-4	35-36	36 / 72	16447	
66	03/04/2018	CHICAGO	W	33-21-12	6-3	67P,10,65,33,33,10	33	1-2	2-2	31-40	36 / 31	16989	
67	03/06/2018	WASHINGTON	W	34-21-12	4-0	14P,47,67,37	14	1-1	3-3	18-36	36 / 70	15910	
68	03/08/2018	@ NASHVILLE	L	34-22-12	2-4	67,67	51	0-2	1-1	33-28	35 / 36	17475+	
69	03/09/2018	@ DALLAS	L	34-23-12	1-2	15	14	0-3	0-2	27-37	32 / 30	18532+	
70	03/12/2018	ST. LOUIS	L	34-24-12	2-4	10,38	71	0-1	1-1	22-23	34 / 36	16312	
71	03/14/2018	VANCOUVER	W	35-24-12	3-0	26,20,26P	26	1-6	2-2	37-32	36 / 25	16561	
72	03/16/2018	DETROIT	W	36-24-12	4-2	37,38,10,17	10	0-2	5-5	36-30	36 / 35	17243+	
73	03/18/2018	NEW JERSEY	W	37-24-12	4-2	15,33,26P,67	26	1-2	3-4	36-17	36 / 1	16401	
74	03/21/2018	@ CALGARY	W	38-24-12	4-0	7S,25,47,23	7	0-1	2-2	16-29	36 / 41	19059	
75	03/23/2018	@ WINNIPEG	O*	38-24-13	2-3	38P,37	81	1-2	2-2	18-42	37 / 36	15321+	
76	03/25/2018	@ EDMONTON	W*	39-24-13	5-4	42,14,10,14,47	47	0-2	3-4	38-32	36 / 33	18347	
77	03/27/2018	@ VANCOUVER	L	39-25-13	1-4	7	55	0-2	1-1	24-30	25 / 36	18405	
78	03/30/2018	LOS ANGELES	W*	40-25-13	2-1	37,67	67	0-1	0-0	33-29	36 / 32	17473+	
79	04/01/2018	COLORADO	W*	41-25-13	4-3	7,14,17,25	25	0-2	3-4	42-31	30 / 45	17054	
80	04/04/2018	MINNESOTA	W	42-25-13	3-1	37,25,7	25	0-3	2-3	30-27	30 / 40	17495+	
81	04/06/2018	DALLAS	W	43-25-13	5-3	33,67P,38,42,7	42	1-4	1-1	33-26	30 / 35	17355+	
82	04/07/2018	@ ARIZONA	W	44-25-13	3-0	14P,67,47	14	1-2	4-4	27-31	30 / 32	17382+	

(* = OVERTIME, ** = SHOOTOUT, + = SELLOUT)

2016-17 ANAHEIM DUCKS



Front Row (L-R): John Gibson, Executive Vice President/COO Tim Ryan, Director of Player Personnel Rick Paterson, Senior Vice President of Hockey Operations David McNab, Executive Vice President/General Manager Bob Murray, Owner Henry Samueli, Ryan Kesler, Ryan Getzlaf, Corey Perry, Owner Susan Samueli, CEO Michael Schulman, Head Coach Randy Carlyle, Assistant to the General Manager Dave Bessaggio, Jonathan Bernier and Jhonas Enroth. **Second Row:** Chief Human Resources Officer Jay Scott, Chief Financial Officer Bill Foltz, Vice President/COO Anaheim Arena Management Kevin Starkey, Goaltending Consultant Sudarshan Maharaj, Assistant Coach Rich Preston, Director of Player Development Todd Marchant, Sami Vatanen, Kevin Bieksa, Cam Fowler, Andrew Coglian, Assistant Coach Trent Yawney, Assistant Coach Paul MacLean, Vice President/CMO Aaron Teats, Vice President of Information Technology Chris Johnston, Vice President/Chief Commercial Officer - Bill Pedigo, Vice President - The Rinks Art Trotter and Vice President of Human Resources Gina Galasso. **Third Row:** Assistant Equipment Manager Chris Aldrich, Equipment Manager Doug Shearer, Video Coordinator Joe Piscotty, Antoine Vermette, Jakob Silfverberg, Josh Manson, Hampus Lindholm, Rickard Rakell, Nate Thompson, Patrick Faves, Strength and Conditioning Coach Mark Fitzgerald, Head Athletic Trainer Joe Huff and Assistant Athletic Trainer Mike Hannegan and Skating Consultant Larry Barron. **Back Row:** Equipment Assistant Jeff Tyni, Physical Therapist Kevin Taylor, Brandon Montour, Chris Wagner, Nick Ritchie, Korbinian Holzer, Clayton Stoner, Jared Boll, Logan Shaw, Ondrej Kase, Massage Therapist James Partida and Assistant Massage Therapist Raul Dorantes.

POSTSEASON NOTES IN PLAYOFF SECTION

THE 2016-17 SEASON:

The Anaheim Ducks clinched the 2016-17 Pacific Division for the fifth straight season with a 46-23-13 record and 105 points...the Ducks were the seventh different team in NHL history to win five consecutive division titles, joining the Colorado/Quebec franchise (9 straight from 1995-03), Montreal (8 from 1975-82), Detroit (8 from 2001-09), Edmonton (6 from 1982-87), Dallas (5 from 1997-01) and Vancouver (5 from 2009-13). Anaheim was also the only team to win the Pacific Division five consecutive years since its creation in 1993-94...the Ducks won the division after falling nine points back of first place on three separate occasions, most recently being nine points behind San Jose on March 15 (91 San Jose points to 82 Anaheim points)...the Ducks eclipsed 100 points for the fourth consecutive season, joining the Chicago Blackhawks as the only teams to accomplish the feat.

DOWN THE STRETCH:

The Ducks went 29-11-7 for 65 points after the Holiday Break (games resumed Dec. 27), the second-best record in the NHL (WSH had 74 points)...the Ducks also allowed only 99 goals over that stretch, 12 fewer than anyone else in the NHL (WSH, 111 allowed)...the Ducks' penalty killing also led the NHL at 88.1% over that stretch... Anaheim also went 14-2-3 for 31 points from the end of its bye week on Mar. 3 through the remainder of the schedule, ranking second the NHL in points and wins (STL, 15 wins and 32 points).

STRONG FINISH:

Anaheim became the fifth team in league history to conclude the regular season on a 14-game (11-0-3) point streak...the Ducks were the first team to accomplish

the feat since Pittsburgh finished the 1992-93 season with points in 18 straight games...the other three teams included Montreal (21-game point streak in 1979-80), Philadelphia (14 in 1974-75) and Buffalo (14 in 1979-80)...the 11-0-3 run was the third-longest standings point streak in club history and tied for the second longest in the NHL this season (Columbus 16, Washington also had 14).

AT HONDA CENTER:

Anaheim's 29-8-4 record and 62 points at Honda Center tied franchise records in both categories...in addition, the club allowed the fewest goals at Honda Center in club history (82)...the Ducks won their final six home games (6-0-0) and closed the season with a 10-game point streak (9-0-1) at Honda Center.

CLINCHED:

Anaheim was one of six NHL teams and the only Pacific Division club that has qualified for the postseason in the previous five consecutive seasons, joining Pittsburgh (11 straight), Chicago (9), New York Rangers (7), St. Louis (6) and Minnesota (5)...during the five-year stretch, the Ducks posted a 227-104-45 record, leading the NHL in point percentage (.684) and points (499) and tied for second in wins.

ON THE LEADERBOARD:

The Ducks ranked third among NHL teams in goals against per game (2.40) and fewest goals allowed (197), and fourth in PK% (84.7%) in 2016-17...the Ducks also led the league in fewest goals allowed in the third period (55)...at Honda Center, Anaheim ranked third among NHL clubs in home standings points (62) and home wins (29-8-4) and second overall in fewest home goals allowed (82).

2016-17 GAME-BY-GAME

#	Date	Team	W-L-OT	Record	GF-GA	Scorers	W Goal	PP	PK	SF-SA	W-L Gldr.	Attend.
1	10/13/2016	@ DALLAS	L	00-01-00	2-4	7S,7	21	0-5	4-4	35-20	31 / 36	18532+
2	10/15/2016	@ PITTSBURGH	L	00-02-00	2-3	4P10	81	1-3	2-3	36-45	29 / 1	18452+
3	10/16/2016	@ NY ISLANDERS	O*	00-02-01	2-3	415	12	0-4	4-4	26-30	41 / 36	15795+
4	10/18/2016	@ NEW JERSEY	L	00-03-01	1-2	45P	9	1-4	5-7	24-28	35 / 36	16514+
5	10/20/2016	@ PHILADELPHIA	W	01-03-01	3-2	21,10,16	16	0-2	6-7	26-22	36 / 35	19982+
6	10/23/2016	VANCOUVER	W	02-03-01	4-2	7,4P,37,10	37	1-2	2-2	37-19	36 / 30	17174+
7	10/25/2016	@ SAN JOSE	O*	02-03-02	1-2	21	44	0-3	4-5	20-36	31 / 36	17562+
8	10/26/2016	NASHVILLE	W	03-03-02	6-1	37P,33S,33P,10,7S,17P	33	3-4	4-5	26-29	36 / 35	15421
9	10/28/2016	COLUMBUS	L	03-04-02	0-4		89	0-4	4-5	35-37	72 / 36	15841
10	11/01/2016	@ LOS ANGELES	W	04-04-02	4-0	67,50P,17P,74	67	2-4	1-1	21-30	36 / 31	18230+
11	11/02/2016	PITTSBURGH	L	04-05-02	1-5	4P	7	1-3	2-3	33-34	30 / 36	15543
12	11/04/2016	ARIZONA	W	05-05-02	5-1	2P,67,33,50,67	67	1-2	1-1	33-22	36 / 35	16405
13	11/06/2016	CALGARY	W	06-05-02	4-1	3,17P,7,17P	17	2-3	2-2	21-26	1 / 31	16218
14	11/09/2016	@ COLUMBUS	O*	06-05-03	2-3	67,37	8	0-3	3-3	32-18	72 / 36	10250
15	11/10/2016	@ CAROLINA	W	07-05-03	4-2	17,33,33,17	33	0-3	2-2	27-30	1 / 30	8086
16	11/12/2016	@ NASHVILLE	L	07-06-03	0-5		4	0-6	3-4	27-27	35 / 36	17309+
17	11/15/2016	EDMONTON	W	08-06-03	4-1	37,41P,7P,50	4	1-3	4-4	27-34	36 / 33	15600
18	11/17/2016	NEW JERSEY	W	09-06-03	3-2	67,33,17	17	0-2	3-3	23-29	1 / 35	14954
19	11/20/2016	LOS ANGELES	L	09-07-03	2-3	50,67P	77	1-7	1-3	30-29	31 / 36	16611
20	11/22/2016	NY ISLANDERS	O**	09-07-04	2-3	4P,67	2	1-2	4-5	41-35	1 / 1	15161
21	11/25/2016	CHICAGO	L	09-08-04	2-3	37,33	38	0-2	1-2	36-25	50 / 36	17174+
22	11/26/2016	@ SAN JOSE	W	10-08-04	3-2	16,67,15P	15	1-1	2-3	26-23	1 / 31	17562+
23	11/29/2016	MONTREAL	W	11-08-04	2-1	67P,4	4	1-4	3-3	38-40	36 / 31	14830
24	11/30/2016	@ VANCOUVER	W	12-08-04	3-1	33,66,7	86	0-1	3-3	24-28	36 / 30	17627
25	12/03/2016	@ EDMONTON	O*	12-08-05	2-3	17P,67	29	1-2	1-2	33-32	33 / 36	18347
26	12/04/2016	@ CALGARY	L	12-09-05	3-8	17,17P,48	18	1-4	1-3	33-25	31 / 1	17840
27	12/07/2016	CAROLINA	W**	13-09-05	6-5	7,64,17,37,10	86	0-3	4-5	38-34	36 / 30	14582
28	12/09/2016	SAN JOSE	W	14-09-05	3-2	67,50,47	47	0-3	1-1	32-24	1 / 31	17174+
29	12/11/2016	OTTAWA	W	15-09-05	5-1	74,10P,50P,37,45P	10	3-4	3-4	32-22	36 / 1	15714
30	12/13/2016	@ DALLAS	L	15-10-05	2-6	15,10P	27	1-5	3-4	36-27	31 / 36	17543
31	12/15/2016	@ BOSTON	W	16-10-05	4-3	7,2,42,67	67	0-3	3-4	27-34	1 / 35	17565+
32	12/17/2016	@ DETROIT	L	16-11-05	4-6	67P,53P,4,67	21	2-2	3-3	25-32	34 / 36	20027
33	12/19/2016	@ TORONTO	W	17-11-05	3-2	15P,37,4P	4	2-5	3-3	28-35	36 / 31	18861+
34	12/20/2016	@ MONTREAL	L	17-12-05	1-5	7	14	0-3	4-6	13-34	31 / 1	21288+
35	12/22/2016	@ OTTAWA	O*	17-12-06	1-2	33P	68	1-4	1-2	25-18	1 / 36	17125
36	12/27/2016	SAN JOSE	O*	17-12-07	2-3	86,33	88	0-1	4-4	36-25	31 / 36	17403+
37	12/29/2016	@ CALGARY	W	18-12-07	3-1	50P,33,67P	33	2-6	4-4	25-32	36 / 31	19289+
38	12/30/2016	@ VANCOUVER	O*	18-12-08	2-3	15S,67	33	0-1	6-7	26-26	30 / 36	18214
39	01/01/2017	PHILADELPHIA	W**	19-12-08	4-3	17,17,17	10	0-2	4-5	25-55	36 / 35	17174+
40	01/04/2017	DETROIT	W	20-12-08	2-0	37,86	37	0-4	3-3	24-23	36 / 34	17174+
41	01/06/2017	ARIZONA	W*	21-12-08	3-2	74,21,86	86	0-3	1-2	35-23	36 / 41	15445
42	01/08/2017	MINNESOTA	L	21-13-08	1-2	17	46	0-3	3-4	24-36	40 / 36	15645
43	01/10/2017	DALLAS	W	22-13-08	2-0	33P,7	33	1-4	3-3	38-34	36 / 31	15073
44	01/12/2017	@ COLORADO	W	23-13-08	4-1	33,67,17,10	67	0-1	3-3	32-34	36 / 1	14589
45	01/14/2017	@ ARIZONA	W	24-13-08	3-0	47,37,17	47	0-2	3-3	23-26	1 / 35	12015
46	01/15/2017	ST. LOUIS	O*	24-13-09	1-2	67	21	0-3	3-3	23-25	40 / 36	17174+
47	01/17/2017	TAMPA BAY	W*	25-13-09	2-1	15,67P	67	1-5	3-3	21-28	36 / 30	14763
48	01/19/2017	COLORADO	W	26-13-09	2-1	47P,37	37	1-5	0-1	36-22	36 / 31	15414
49	01/21/2017	@ MINNESOTA	L	26-14-09	3-5	64,45,10P	20	1-2	2-2	29-25	40 / 1	19288+
50	01/23/2017	@ WINNIPEG	W	27-14-09	3-2	48S,67,15P	15	1-2	5-5	27-33	1 / 31	15294+
51	01/25/2017	EDMONTON	L	27-15-09	0-4		29	0-2	2-2	26-23	33 / 36	17174+
52	01/31/2017	COLORADO	W	28-15-09	5-1	33P,67,33,54	67	1-1	4-4	31-29	36 / 31	15963
53	02/03/2017	@ FLORIDA	L	28-16-09	1-2	47	11	0-3	5-5	23-37	34 / 36	14689
54	02/04/2017	@ TAMPA BAY	O**	28-16-20	2-3	71,15	11	0-5	6-7	16-37	30 / 1	19092+
55	02/07/2017	@ NY RANGERS	L	28-17-10	1-4	33	36	0-4	1-1	44-20	30 / 36	18006+
56	02/09/2017	@ BUFFALO	W	29-17-10	5-2	10,67,50P,10,7	50	1-4	1-2	44-26	36 / 40	18027
57	02/11/2017	@ WASHINGTON	L	29-18-10	4-6	33,47,17,15	82	0-2	2-3	22-39	70 / 36	18506+
58	02/14/2017	@ MINNESOTA	W	30-18-10	1-0	74	74	0-0	5-5	23-37	36 / 40	19047+
59	02/17/2017	FLORIDA	L	30-19-10	1-4	7S	68	0-3	2-3	36-31	34 / 36	16339
60	02/19/2017	LOS ANGELES	W	31-19-10	1-0	42	42	0-2	2-2	29-24	36 / 31	17174+
61	02/20/2017	@ ARIZONA	L	31-20-10	2-3	15,15	17	0-2	3-3	36-20	41 / 1	14554
62	02/22/2017	BOSTON	W	32-20-10	5-3	86,67,42,67,7	67	0-3	5-5	25-29	1 / 40	15135
63	02/25/2017	@ LOS ANGELES	L	32-21-10	1-4	7	73	0-4	4-4	33-33	32 / 1	18230+
64	03/03/2017	TORONTO	W	33-21-10	5-2	67,33,67,45,18	67	0-1	3-4	36-39	1 / 35	16293
65	03/05/2017	VANCOUVER	L	33-22-10	1-2	18	60	0-2	2-2	44-27	32 / 1	14523
66	03/07/2017	NASHVILLE	W**	34-22-10	4-3	15P,37,67	18	1-3	4-5	42-27	1 / 35	14622
67	03/09/2017	@ CHICAGO	W	35-22-10	1-0	10	10	0-2	2-2	26-43	1 / 50	21838+
68	03/10/2017	@ ST. LOUIS	L	35-23-10	3-4	67,21,33P	6	1-2	2-2	26-35	34 / 36	19358+
69	03/12/2017	WASHINGTON	W	36-23-10	5-2	10,10,67,15P,17	67	1-6	4-5	32-27	1 / 70	17174+
70	03/15/2017	ST. LOUIS	W	37-23-10	2-1	67,15S	15	0-3	3-3	22-27	1 / 34	14760
71	03/17/2017	BUFFALO	O**	37-23-11	1-2	67	28	0-0	1-1	40-31	31 / 1	14556
72	03/18/2017	@ SAN JOSE	W	38-23-11	2-1	18,33	33	0-2	2-3	27-34	1 / 31	17562+
73	03/22/2017	EDMONTON	W	39-23-11	4-3	18,47,42,67	67	0-5	4-5	34-32	1 / 33	15310
74	03/24/2017	WINNIPEG	W	40-23-11	3-1	10,73,3	7	0-3	2-3	35-18	1 / 34	15647
75	03/26/2017	NY RANGERS	W	41-23-11	6-3	18,17P,42S,716,37	7	1-3	2-2	34-28	1 / 30	17174+
76	03/28/2017	@ VANCOUVER	L	42-23-11	4-1	10,18,37,71	18	0-4	2-2	39-35	1 / 30	18282
77	03/30/2017	@ WINNIPEG	O*	42-23-12	3-4	33,10,10P	55	1-2	4-4	28-41	34 / 1	15294+
78	04/01/2017	@ EDMONTON	O*	42-23-13	2-3	15P,18P	29	2-2	3-4	18-37	33 / 36	18347
79	04/02/2017	@ CALGARY	W	43-23-13	4-3	18P,33,54,48	48	1-3	2-4	34-21	1 / 1	18945
80	04/04/2017	CALGARY	W	44-23-13	3-1	18,2,21	2	0-4	4-4	20-27	36 / 1	15125
81	04/06/2017	CHICAGO	W	45-23-13	4-0	10P,21,76,7	10	1-3	3-3	26-37	36 / 50	16462
82	04/09/2017	LOS ANGELES	W*	46-23-13	4-3	18,50P,44,53	53	1-5	3-4	24-18	1 / 32	16564

(* = OVERTIME, ** = SHOOTOUT, + = SELLOUT)

2015-16 ANAHEIM DUCKS



Front Row (L-R): John Gibson, Executive Vice President/COO Tim Ryan, Senior Vice President of Hockey Operations David McNab, Executive Vice President/General Manager Bob Murray, Owner Henry Samueli, Ryan Kesler, Ryan Getzlaf, Corey Perry, Owner Susan Samueli, CEO Michael Schulman, Director of Player Personnel Rick Paterson, Head Coach Bruce Boudreau and Frederik Andersen. **Second Row:** Vice President of Human Resources Jay Scott, CFO Bill Foltz, Vice President/COO Anaheim Arena Management Kevin Starkey, Assistant Coach Rich Preston, Goaltending Consultant Dwayne Roloson, Sami Vatanen, Kevin Bieksa, Cam Fowler, Andrew Cogliano, Assistant Coach Trent Yawney, Assistant Coach Paul MacLean, Assistant to the General Manager Dave Baseggio, Vice President/CMO Aaron Teats and Vice President - THE RINKS Art Trotter. **Third Row:** Assistant Equipment Manager Chris Aldrich, Equipment Manager Doug Shearer, Video Coordinator Joe Piscotty, David Perron, Jakob Silfverberg, Hampus Lindholm, Josh Manson, Rickard Rakell, Nate Thompson, Brandon Pirri, Strength and Conditioning Coach Mark Fitzgerald, Head Athletic Trainer Joe Huff and Assistant Athletic Trainer Mike Hannegan. **Back Row:** Equipment Assistant Jeff Tyni, Ryan Garbutt, Jamie McGinn, Nick Ritchie, Korbinian Holzer, Clayton Stoner, Simon Despres, Chris Stewart, Shawn Horcoff, Mike Santorelli, Physical Therapist Kevin Taylor and Massage Therapist James Partida.

POSTSEASON NOTES IN PLAYOFF SECTION

THE 2015-16 SEASON:

The Anaheim Ducks finished the 2015-16 regular season 46-25-11 for 103 points, ranking first in the Pacific Division, fourth in the Western Conference and sixth in the NHL...it marked the third consecutive year the club posted 100+ points, joining St. Louis and Chicago as the only NHL teams to do so from 2013-16...Anaheim went 6-2-2 in the last 10 games, 21-6-4 in the last 31 and 34-10-5 over the last 49 contests.

DUCKS WIN PACIFIC:

The Ducks won their fourth consecutive division title on the last day of the season with a 2-0 victory over Washington...Anaheim became the first NHL team to win four division titles in a row since Vancouver won five straight (Northwest Division) from 2009-2013...the Ducks joined San Jose (2007-11) as the only two franchises to win the Pacific Division title four years in a row since the division's creation in 1993-94...the Ducks won the division after trailing by 16 points at the halfway point of the season (41 games on Jan. 12), becoming the first team to erase such a deficit at the halfway point since New Jersey in 2005-06 (trailing Philadelphia by 19 points through 41 games).

AFTER THE HOLIDAY BREAK:

After the Christmas break, the Ducks went 34-10-5 for the best record in the NHL (.745 points percentage)...the Ducks led the league in wins (34), standings points (73), PP% (27.5%), PPG (42), fewest goals allowed (104), goals allowed per game (2.1) and goal differential (+50);

ranked second in goals (154) and goals per game (3.1) and third in PK% (86.9%) following the break...the Ducks were the first team since 2010 and just the fourth since 2005 to post a .745+ win (73 points) percentage after the Christmas break in a full season (34-10-5)...the others being the 2007 Canucks (32-8-6, .761), 2010 Capitals (37-7-7, .767) and 2006 Red Wings (34-7-5, .793).

DUCKS CAPTURE FIRST JENNINGS TROPHY:

Allowing a league-low 192 goals, goaltenders John Gibson and Frederik Andersen won the 2015-16 Jennings Trophy and became the first Anaheim goaltenders to win the award in franchise history...Gibson finished 21-13-4 with a 2.07 GAA and .920 SV% in 40 games, with Andersen going 22-9-7 with a 2.30 GAA and .919 SV% in 43 contests...Gibson ranked tied for second among league leaders with a 2.07 GAA, which was also the lowest among qualified rookie goaltenders (min. 25 games played) since 2009-10 (Tuukka Rask w/ BOS, 1.97).

FIRST IN 3+ DECADES:

Anaheim was the first team since the 1984-85 New York Islanders to finish the regular season with the league's best PP% (23.2%) and PK% (87.2%)...the Ducks led the league in PP% after ranking tied for 19th on Jan. 13 (17.9%, 27-for-151)...the club scored power-play goals in 19 of its last 28 games (in which it had an opportunity), going 29-for-91 with the man advantage (31.9%, best in the NHL)...Anaheim went undefeated in regulation in 23 consecutive games (22-0-1) when scoring a PPG from Nov. 30-Mar. 5.

2015-16 GAME-BY-GAME

#	Date	Team	W-L-OT	Record	GF-GA	Scorers	W Goal	PP	PK	SF-SA	W-L Gldtr.	Attend.
1	10/10/2015	@ SAN JOSE	L	00-01-00	0-2		12	0-1	1-1	27-44	31 / 31	17562+
2	10/12/2015	VANCOUVER	O**	00-01-01	1-2	45	14	0-2	2-2	29-25	30 / 31	17174+
3	10/14/2015	ARIZONA	L	00-02-01	0-4		10	0-3	5-6	37-29	41 / 30	15172
4	10/16/2015	COLORADO	L	00-03-01	0-3		29	0-5	2-2	35-25	20 / 31	17174+
5	10/18/2015	MINNESOTA	W	01-03-01	4-1	4,67,25,47	67	0-2	1-1	22-35	30 / 40	16784
6	10/22/2015	@ NASHVILLE	L	01-04-01	1-5	46P	4	1-5	4-5	28-29	35 / 30	17113+
7	10/24/2015	@ MINNESOTA	L	01-05-01	0-3		24	0-1	5-5	15-30	40 / 31	19034+
8	10/26/2015	@ CHICAGO	O*	01-05-02	0-1		19	0-3	3-3	39-24	50 / 31	21529+
9	10/27/2015	@ DALLAS	L	01-06-02	3-4	25P,22,26	21	1-4	2-3	20-34	31 / 31	17798
10	10/29/2015	@ ST. LOUIS	L	01-07-02	1-2	47P	55	1-4	5-5	23-34	34 / 31	16904
11	11/01/2015	NASHVILLE	W	02-07-02	4-2	67,45,72,9	7	0-2	5-6	28-42	31 / 30	16276
12	11/04/2015	FLORIDA	W**	03-07-02	3-2	29,10P	29	1-5	3-3	39-25	31 / 1	15169
13	11/06/2015	COLUMBUS	W	04-07-02	4-2	4,19P,42,3	42	1-3	2-2	34-36	31 / 30	17174+
14	11/07/2015	@ SAN JOSE	W	05-07-02	1-0	10	10	0-2	4-4	17-31	30 / 31	17562+
15	11/09/2015	ARIZONA	O*	05-07-03	3-4	29P,17,45	89	1-4	4-5	36-28	29 / 31	13864
16	11/11/2015	EDMONTON	O*	05-07-04	3-4	10P,22,10	16	1-2	1-2	37-27	39 / 31	16505
17	11/13/2015	NY ISLANDERS	L	05-08-04	1-4	10P	15	1-3	5-5	25-29	1 / 30	17174+
18	11/16/2015	@ CAROLINA	W	06-08-04	4-1	22,45,26,15	45	0-0	3-3	20-25	30 / 31	9305
19	11/17/2015	@ NASHVILLE	L	06-09-04	2-3	67,25	20	0-5	5-6	40-21	35 / 31	17113+
20	11/19/2015	@ FLORIDA	W	07-09-04	3-1	4P7,5,33	7	1-3	3-3	41-25	31 / 1	10947
21	11/21/2015	@ TAMPA BAY	L	07-10-04	0-5		86	0-1	2-4	30-24	30 / 31	19092+
22	11/24/2015	CALGARY	W	08-10-04	5-3	10P,67,67,10P,17	10	2-2	2-2	32-25	36 / 31	15688
23	11/25/2015	@ ARIZONA	L	08-11-04	2-4	17P,45P	10	2-3	2-3	31-34	41 / 36	11578
24	11/27/2015	CHICAGO	O*	08-11-05	2-3	7,29	15	0-3	3-4	25-32	50 / 36	17174+
25	11/30/2015	VANCOUVER	W	09-11-05	4-0	22,67P,33,10	22	1-3	3-3	30-25	36 / 30	14006
26	12/02/2015	TAMPA BAY	L	09-12-05	1-2	10	42	0-4	3-4	33-22	30 / 36	14741
27	12/04/2015	SAN JOSE	W	10-12-05	1-0	25	25	0-4	4-4	26-23	36 / 31	15701
28	12/06/2015	PITTSBURGH	W	11-12-05	2-1	10,29	29	0-1	2-2	25-24	36 / 29	15836
29	12/11/2015	CAROLINA	L	11-13-05	1-5	33	53	0-1	2-3	32-24	31 / 36	17174+
30	12/17/2015	@ BUFFALO	L	11-14-05	0-3		9	0-3	3-3	44-22	31 / 36	18801
31	12/19/2015	@ NEW JERSEY	W	12-14-05	2-1	29,17	17	0-0	2-2	18-22	31 / 1	16514+
32	12/21/2015	@ NY ISLANDERS	L	12-15-05	2-5	26,42	29	0-1	3-3	29-31	41 / 31	13578
33	12/22/2015	@ NY RANGERS	O*	12-15-06	2-3	10,67	36	0-4	4-5	19-22	30 / 36	18006+
34	12/27/2015	PHILADELPHIA	W	13-15-06	4-2	15P,10P,10,22S	10	2-3	4-5	37-26	36 / 35	17322+
35	12/29/2015	@ CALGARY	W	14-15-06	1-0	22	22	0-2	3-3	21-14	36 / 31	19289+
36	12/31/2015	@ EDMONTON	W	15-15-06	1-0	15P	15	1-2	3-3	35-21	36 / 33	16839+
37	01/01/2016	@ VANCOUVER	O**	15-15-07	1-2	17P	14	1-2	3-3	28-25	25 / 31	18570
38	01/03/2016	WINNIPEG	W	16-15-07	4-1	67,2P,10,17P	2	2-2	4-4	35-20	36 / 34	17174+
39	01/06/2016	TORONTO	L	16-16-07	0-4		15	0-2	6-6	39-38	45 / 36	16283
40	01/08/2016	ST. LOUIS	W**	17-16-07	4-3	17,10,17P	15	1-5	4-4	39-28	36 / 1	16250
41	01/10/2016	DETROIT	L	17-17-07	1-2	10	15	0-2	3-3	31-24	34 / 36	17174+
42	01/13/2016	OTTAWA	W	18-17-07	4-1	7,53P,26,33	53	1-3	2-2	38-25	31 / 41	15791
43	01/15/2016	DALLAS	W	19-17-07	4-2	33,45,47P,10	47	1-3	3-4	35-24	31 / 32	16201
44	01/17/2016	LOS ANGELES	L	19-18-07	2-3	67,57	11	0-3	1-2	32-26	32 / 36	17227+
45	01/20/2016	MINNESOTA	W	20-18-07	3-1	29,67,33	67	0-1	3-3	27-26	36 / 40	15962
46	01/23/2016	@ DETROIT	W	21-18-07	4-3	17,10,10,17	17	0-4	4-4	35-27	36 / 35	20027
47	01/26/2016	@ BOSTON	W	22-18-07	6-2	10,53P,57,21,12S	57	1-4	4-4	39-34	31 / 40	17565+
48	02/02/2016	SAN JOSE	W	23-18-07	3-2	67,47S,16	16	0-4	3-3	25-32	31 / 31	16588
49	02/04/2016	@ LOS ANGELES	W	24-18-07	4-2	15,57,16,47P	16	1-5	1-2	24-25	36 / 32	18230+
50	02/05/2016	ARIZONA	W	25-18-07	5-2	47,25,10,719P	10	1-7	4-5	41-25	31 / 29	17342+
51	02/08/2016	@ PITTSBURGH	L	25-19-07	2-6	15,19	62	0-2	1-1	38-35	29 / 36	18418+
52	02/09/2016	@ PHILADELPHIA	W	26-19-07	4-1	67P,67,29,7	67	1-4	6-7	26-29	31 / 35	18717
53	02/11/2016	@ COLUMBUS	O**	26-19-08	3-4	57,25,16	13	0-2	3-4	27-34	70 / 31	12117
54	02/13/2016	@ CHICAGO	W*	27-19-08	3-2	33,57,15P	15	1-3	1-2	44-23	31 / 50	22107+
55	02/15/2016	@ CALGARY	W	28-19-08	6-4	47P,25,10P,45P,67,25	67	3-3	3-5	28-37	31 / 37	19289+
56	02/16/2016	@ EDMONTON	W	29-19-08	5-3	57P,33,47,7S,10	7	1-4	2-4	31-27	31 / 33	16839+
57	02/18/2016	@ VANCOUVER	W	30-19-08	5-2	67,45P,15,42,2	15	1-3	3-4	33-21	36 / 30	18435
58	02/21/2016	CALGARY	W	31-19-08	5-2	19P,17,15,17,2P	15	2-4	4-5	33-24	36 / 1	17174+
59	02/24/2016	BUFFALO	W	32-19-08	1-0	45P	45	1-3	4-4	29-26	31 / 40	16543
60	02/26/2016	EDMONTON	W*	33-19-08	2-1	15P,67	67	1-3	3-3	34-18	31 / 33	17174+
61	02/28/2016	LOS ANGELES	W	34-19-08	4-2	10P,10P,10,57P	10	3-5	3-4	29-29	36 / 32	17174+
62	03/02/2016	MONTREAL	W**	35-19-08	3-2	88,10P	33	1-5	3-3	35-27	36 / 39	15273
63	03/03/2016	@ ARIZONA	W	36-19-08	5-1	88,67P,4P,42,10P	67	3-7	5-6	21-28	31 / 60	19199
64	03/05/2016	@ LOS ANGELES	W	37-19-08	3-2	17,57P,33P	33	2-2	4-6	22-34	31 / 32	18230+
65	03/07/2016	WASHINGTON	O**	37-19-09	1-2	15	19	0-3	4-4	28-32	70 / 36	17174+
66	03/09/2016	@ COLORADO	L	37-20-09	0-3		29	0-3	2-2	37-26	1 / 36	14292
67	03/11/2016	@ ST. LOUIS	L	37-21-09	2-5	15P,67	21	1-3	3-3	28-23	34 / 31	19412+
68	03/14/2016	NEW JERSEY	W	38-21-09	7-1	7,17,33,33,10,37,33P	17	1-3	3-3	27-25	31 / 1	15423
69	03/16/2016	NY RANGERS	L	38-22-09	1-2	88	8	0-0	3-3	23-23	32 / 36	15400
70	03/19/2016	BOSTON	W	39-22-09	4-0	88,17,47,67	88	0-2	2-2	26-38	31 / 50	16707
71	03/20/2016	@ WINNIPEG	W*	40-22-09	3-2	88P,17,33	33	1-2	3-3	33-29	36 / 34	15294+
72	03/22/2016	@ MONTREAL	L	40-23-09	3-4	33,10,33	53	0-2	1-1	35-23	39 / 36	21288+
73	03/24/2016	@ TORONTO	O*	40-23-10	5-6	88P,88P,716S,11	43	2-4	2-5	38-26	31 / 31	18935+
74	03/26/2016	@ OTTAWA	W*	41-23-10	4-3	15,33,47,67P	67	1-3	4-4	39-33	31 / 41	18162
75	03/28/2016	@ EDMONTON	W	42-23-10	2-1	10,11	11	0-4	3-3	25-28	36 / 33	16839+
76	03/30/2016	CALGARY	W	43-23-10	8-3	10,33,11,88,53,44,17P,33	88	1-3	2-3	27-26	36 / 32	16004
77	04/01/2016	VANCOUVER	L	43-24-10	2-3	42,44	26	0-1	2-2	36-28	25 / 36	16331
78	04/03/2016	DALLAS	W	44-24-10	3-1	44S,17S,17	17	0-2	4-4	24-25	36 / 31	16585
79	04/05/2016	WINNIPEG	O*	44-24-11	1-2	10P	26	1-4	3-3	28-26	34 / 36	16743
80	04/07/2016	@ LOS ANGELES	L	44-25-11	1-2	17	10	0-3	3-3	20-31	32 / 36	18511+
81	04/09/2016	@ COLORADO	W	45-25-11	5-3	4P,33,16,15P,33	15	2-4	6-7	31-32	36 / 1	17932
82	04/10/2016	@ WASHINGTON	W	46-25-11	2-0	10,37	10	0-3	3-3	21-24	31 / 31	18506+

(* = OVERTIME, ** = SHOOTOUT, + = SELLOUT)

2014-15 ANAHEIM DUCKS



Front Row (L-R): John Gibson, Executive Vice President/COO Tim Ryan, Senior Vice President of Hockey Operations David McNab, Executive Vice President/General Manager Bob Murray, Owner Henry Samueli, Francois Beauchemin, Ryan Getzlaf, Corey Perry, Owner Susan Samueli, CEO Michael Schulman, Director of Player Personnel Rick Paterson, Head Coach Bruce Boudreau, Frederik Andersen Second Row (L-R): Vice President - THE RINKS Art Trotter, Vice President of Human Resources Jay Scott, Vice President/COO Anaheim Arena Management Kevin Starkey, Goaltending Consultant Dwayne Roloson, Assistant Coach Scott Niedermayer, Sami Vatanen, Matt Beleskey, Cam Fowler, Andrew Cogliano, Assistant Coach Brad Lauer, Assistant Coach Trent Yawney, Assistant to the General Manager Dave Baseggio, Vice President/CMO Aaron Teets, Vice President of Finance/CFD Doug Heller, Vice President of Sales/CMO John Viola Third Row (L-R): Assistant Equipment Manager Chris Aldrich, Equipment Manager Doug Shearer, Video Coordinator Joe Piscotty, James Wisniewski, Rickard Rakell, Jakob Silfverberg, Ryan Kesler, Emerson Etem, Nate Thompson, Kyle Palmieri, Strength and Conditioning Coach Sean Skahan, Head Athletic Trainer Joe Huff, Assistant Athletic Trainer Mike Hannegan Back Row (L-R): Equipment Assistant Chris Kincaid, Chris Wagner, Tomas Fleischmann, Jiri Sekac, Korbinian Holzer, Clayton Stoner, Simon Despres, Hampus Lindholm, Josh Manson, Patrick Maroon, Tim Jackman, Massage Therapist James Partida.

POSTSEASON NOTES IN PLAYOFF SECTION

THE 2014-15 REGULAR SEASON:

The Ducks finished with a 51-24-7 record for 109 points...Anaheim had the top record in the Western Conference for the second consecutive season (and second time in club history)...the Ducks posted the second-best record in franchise history, trailing only the 2013-14 club (53-20-8, 114)...Anaheim recorded its second consecutive 50-win season in franchise history and matched the club record for most road standings points (54) and wins (25-12-4)...Anaheim finished second among NHL teams in road points and road wins.

IT'S A RECORD:

The Ducks set an NHL single-season record for most wins when trailing in the third period (at any point) and matched the NHL mark for wins when trailing after two periods...a closer look:

MOST WINS WHEN TRAILING AT ANY POINT IN THE THIRD PERIOD IN NHL HISTORY

TEAM	SEASON	GAMES
Anaheim	2014-15	18
Dallas	2005-06	15
Dallas	2006-07	15

MOST WINS WHEN TRAILING AFTER TWO PERIODS IN NHL HISTORY

TEAM	SEASON	GAMES
Anaheim	2014-15	12
Dallas	2005-06	12
Pittsburgh	2008-09	11
Vancouver	2009--10	11

SITUATIONALLY:

The Ducks were one of two NHL teams with only one regulation loss when tied after two periods (9-1-5; third with a .767 points %)...Anaheim was also one of five teams that did not lose in regulation when leading after two (29-0-2)...in addition, the Ducks were 37-2-4 when allowing two goals-or-less in 2014-15 (18-0-2 at home, 19-2-2 on the road).

THE GAME OF ONE:

Anaheim set an all-time NHL record with 33 wins in one-goal games (33-1-7)...the Ducks also led the NHL in winning percentage (.805) in one-goal games and were the only NHL team with fewer than four one-goal losses in regulation...Anaheim established an NHL single-season record for most consecutive one-goal games without a regulation loss (33), going 26-0-7 from Oct. 11-Feb. 23...the Ducks also set an NHL record for most consecutive home wins by a one-goal margin (discounting losses or ties), with 11 in a row (five regulation, two overtime and four shootouts) from Nov. 12-Jan. 11.

IN THE BEGINNING:

Frederik Andersen joined Montreal's Bill Durnan as the fastest goaltenders in NHL history to 50 wins, accomplishing the feat in 68 career decisions on Mar. 3 at Arizona...Durnan also won 50 in 68 decisions on Dec. 16, 1944...Andersen finished the season with a 35-12-5 record with three shutouts, a 2.38 GAA and .914 SV% in 54 games, marking the second-most single-season wins in franchise history (J.S. Giguere with 36 in 2006-07).

2014-15 GAME-BY-GAME

#	Date	Team	W-L-OT	Record	GF-GA	Scorers	W Goal	PP	PK	SF-SA	W-L Gldtr.	Attend.
1	10/09/2014	@ PITTSBURGH	L	00-01-00	4-6	17P,10,10P,10P	17	3-6	3-4	29-39	29 / 36	18633+
2	10/11/2014	@ DETROIT	W	01-01-00	3-2	15,39,15	15	0-3	2-2	26-29	31 / 35	20027
3	10/13/2014	@ BUFFALO	W	02-01-00	5-1	10P,38,39,38,17	38	1-6	3-4	44-12	31 / 34	18912
4	10/14/2014	@ PHILADELPHIA	W**	03-01-00	4-3	18,12,39	38	0-2	2-4	28-42	31 / 35	19589+
5	10/17/2014	MINNESOTA	W	04-01-00	2-1	7S,10	10	0-4	3-3	26-28	31 / 35	17306+
6	10/19/2014	ST. LOUIS	W	05-01-00	3-0	39,45P,45P	39	2-3	2-2	25-28	31 / 1	15687
7	10/22/2014	BUFFALO	W	06-01-00	4-1	10,17,10,10	17	0-4	2-2	34-23	31 / 34	16067
8	10/24/2014	COLUMBUS	W	07-01-00	4-1	10P,45P,12,15	45	2-4	3-4	34-17	36 / 72	15778
9	10/26/2014	SAN JOSE	L	07-02-00	1-4	39P	8	1-5	3-5	34-37	31 / 31	16954
10	10/28/2014	@ CHICAGO	W	08-02-00	1-0	12S	12	0-1	3-3	25-38	36 / 33	21233+
11	10/30/2014	@ ST. LOUIS	L	08-03-00	0-2		20	0-4	3-3	24-29	34 / 36	16723
12	10/31/2014	@ DALLAS	W*	09-03-00	2-1	10,44	44	0-4	6-6	24-22	31 / 32	15343
13	11/02/2014	@ COLORADO	W	10-03-00	3-2	10,47,4	4	0-5	3-3	33-18	30 / 1	15310
14	11/05/2014	NY ISLANDERS	O*	10-03-01	2-3	39P,16	91	1-2	1-3	34-36	41 / 30	16448
15	11/07/2014	ARIZONA	O**	10-03-02	2-3	15P,39	89	1-4	3-3	39-25	41 / 31	16235
16	11/09/2014	VANCOUVER	O**	10-03-03	1-2	45P	13	1-1	3-3	29-35	31 / 31	16749
17	11/12/2014	LOS ANGELES	W**	11-03-03	6-5	4,33,17,17,15	17	0-2	2-2	49-26	30 / 32	17245+
18	11/15/2014	@ LOS ANGELES	O*	11-03-04	2-3	16,17	28	0-3	1-3	29-37	32 / 31	18230+
19	11/16/2014	FLORIDA	L	11-04-04	2-6	47,7	27	0-2	0-1	35-29	35 / 31	16128
20	11/18/2014	@ CALGARY	O**	11-04-05	3-4	45,39P,21P	23	2-3	5-5	27-19	1 / 31	18421
21	11/20/2014	@ VANCOUVER	W**	12-04-05	4-3	715,39	10	0-3	1-1	26-28	31 / 31	18870+
22	11/23/2014	ARIZONA	W	13-04-05	2-1	21,19	19	0-2	3-3	30-27	31 / 41	15928
23	11/25/2014	CALGARY	W	14-04-05	3-2	39,10,21	21	0-0	4-4	29-34	31 / 1	17174+
24	11/28/2014	CHICAGO	L	14-05-05	1-4	47	65	0-2	5-5	24-38	50 / 31	17355+
25	11/29/2014	@ SAN JOSE	L	14-06-05	4-6	39,10,10,15	48	0-5	3-5	34-35	31 / 31	17352
26	12/01/2014	BOSTON	W	15-06-05	3-2	45,12,39	39	0-3	3-3	28-34	31 / 40	16457
27	12/03/2014	PHILADELPHIA	W**	16-06-05	5-4	4,15,45,19P	10	1-5	1-2	33-35	31 / 35	15691
28	12/05/2014	@ MINNESOTA	W	17-06-05	5-4	17,33,17,18,39	39	0-4	2-4	21-25	31 / 35	19044+
29	12/07/2014	@ WINNIPEG	W*	18-06-05	4-3	14P,33,17P,21	21	2-6	4-6	25-30	31 / 31	15016+
30	12/10/2014	EDMONTON	W	19-06-05	2-1	39P,17	17	1-4	2-2	34-22	31 / 35	16371
31	12/12/2014	@ EDMONTON	W	20-06-05	4-2	45P,21,15,44	15	1-2	3-4	20-23	31 / 35	16839+
32	12/13/2014	@ WINNIPEG	W	21-06-05	4-1	33P,15,44S,7S	15	1-5	3-4	31-28	31 / 34	15016+
33	12/16/2014	@ TORONTO	L	21-07-05	2-6	45S,17	20	0-2	2-3	42-27	45 / 31	18953+
34	12/18/2014	@ MONTREAL	W	22-07-05	2-1	47,39	39	0-3	2-3	23-24	31 / 31	21286+
35	12/19/2014	@ OTTAWA	L	22-08-05	2-6	15,15	7	0-3	1-2	34-31	41 / 80	19443+
36	12/22/2014	SAN JOSE	W*	23-08-05	3-2	67,41,7	17	0-3	1-2	32-32	31 / 31	17405+
37	12/27/2014	@ ARIZONA	O**	23-08-06	1-2	14	19	0-1	1-1	36-29	40 / 31	13656
38	12/28/2014	VANCOUVER	W*	24-08-06	2-1	23,4	4	0-4	1-1	31-24	31 / 30	17374+
39	12/31/2014	SAN JOSE	L	24-09-06	0-3		8	0-3	7-8	28-17	31 / 31	17174+
40	01/02/2015	ST. LOUIS	W	25-09-06	4-3	15P,21,39	39	1-5	4-5	33-42	31 / 30	17174+
41	01/04/2015	NASHVILLE	W**	26-09-06	4-3	39,10,23	17	0-3	2-4	33-30	31 / 30	16402
42	01/07/2015	NY RANGERS	L	26-10-06	1-4	23P	61	1-3	1-1	25-30	30 / 80	17174+
43	01/11/2015	WINNIPEG	W**	27-10-06	5-4	67P,18,21P,67	45	2-5	6-6	43-32	31 / 31	17356+
44	01/14/2015	TORONTO	W	28-10-06	4-0	21P,10,10,10	21	1-2	3-3	25-28	31 / 45	16741
45	01/16/2015	NEW JERSEY	W	29-10-06	5-1	10,47,33,19,39,10	47	1-3	1-2	40-15	80 / 1	17174+
46	01/17/2015	@ LOS ANGELES	W**	30-10-06	3-2	15,45P	33	1-2	2-3	31-28	31 / 32	18422+
47	01/21/2015	CALGARY	W	31-10-06	6-3	21,19,6,18,15,17	18	0-2	3-3	27-33	31 / 37	16828
48	01/27/2015	@ VANCOUVER	W	32-10-06	4-0	39,21P,67,19	39	1-3	3-3	24-17	31 / 30	18813+
49	01/29/2015	@ SAN JOSE	L	32-11-06	3-6	7,39,19	52	0-2	4-5	28-33	31 / 80	17562+
50	01/30/2015	CHICAGO	L	32-12-06	1-4	67P	2	1-3	3-3	22-33	50 / 31	17497+
51	02/03/2015	CAROLINA	W*	33-12-06	5-4	10,17P,12,10,15	15	1-4	4-4	31-32	31 / 31	16274
52	02/05/2015	@ NASHVILLE	W	34-12-06	5-2	33S,45,39,33,10	39	0-4	3-4	26-46	31 / 35	17113+
53	02/06/2015	@ WASHINGTON	O**	34-12-07	2-3	17P,10	19	1-2	1-1	25-34	31 / 80	18506+
54	02/08/2015	@ TAMPA BAY	L	34-13-07	3-5	15,45P,2	11	1-5	5-5	28-23	30 / 31	19204+
55	02/10/2015	@ FLORIDA	L	34-14-07	2-6	21P,18	5	1-3	5-5	33-26	1 / 80	8576
56	02/12/2015	@ CAROLINA	W	35-14-07	2-1	23,39	39	0-1	2-3	17-36	36 / 30	11991
57	02/15/2015	WASHINGTON	L	35-15-07	3-5	710,7	65	0-4	4-5	33-28	35 / 36	17252+
58	02/18/2015	TAMPA BAY	L	35-16-07	1-4	19	9	0-2	3-3	25-32	30 / 36	17284+
59	02/20/2015	@ CALGARY	W	36-16-07	6-3	7,23,15,21,33,47	21	0-1	4-5	38-28	36 / 1	19289+
60	02/21/2015	@ EDMONTON	W	37-16-07	2-1	23P,15	15	1-1	2-2	21-27	36 / 30	16839+
61	02/23/2015	DETROIT	W**	38-16-07	4-3	716,23	33	0-4	4-5	25-38	36 / 35	17174+
62	02/25/2015	OTTAWA	L	38-17-07	0-3		22	0-2	4-4	25-34	30 / 36	16673
63	02/27/2015	LOS ANGELES	W	39-17-07	4-2	17,16,10,10	10	0-1	1-1	32-22	36 / 31	17413+
64	03/01/2015	@ DALLAS	W	40-17-07	3-1	10,315	3	0-1	2-3	22-40	36 / 1	17657
65	03/03/2015	@ ARIZONA	W	41-17-07	4-1	17S,7,33,7S	7	0-0	2-2	35-30	31 / 41	11387
66	03/04/2015	MONTREAL	W	42-17-07	3-1	23,67,4S	67	0-1	2-3	33-38	36 / 31	17174+
67	03/06/2015	PITTSBURGH	L	42-18-07	2-5	14,10	72	0-3	4-4	29-21	1 / 31	17310+
68	03/09/2015	@ VANCOUVER	L	42-19-07	1-2	16	9	0-3	1-1	30-16	31 / 31	18557
69	03/11/2015	@ CALGARY	L	42-20-07	3-6	15,15P,47	23	1-3	4-6	32-23	31 / 36	19289+
70	03/13/2015	@ MINNESOTA	W	43-20-07	2-1	23,33	33	0-3	4-5	24-33	36 / 40	19045+
71	03/15/2015	NASHVILLE	W	44-20-07	4-2	15,21,44,4P	44	1-3	2-3	28-27	36 / 35	17295+
72	03/18/2015	LOS ANGELES	W*	45-20-07	3-2	19,33,17	17	0-3	2-3	26-31	36 / 32	17174+
73	03/20/2015	COLORADO	W*	46-20-07	3-2	46,67,10	10	0-3	1-1	40-24	31 / 1	17313+
74	03/22/2015	@ NY RANGERS	L	46-21-07	2-7	10,10	62	0-1	1-2	38-29	33 / 31	18006+
75	03/24/2015	@ COLUMBUS	L	46-22-07	3-5	17P,739	71	1-5	2-3	40-27	72 / 36	14044
76	03/26/2015	@ BOSTON	W*	47-22-07	3-2	19,10,15	15	0-2	2-4	32-29	31 / 40	17565+
77	03/28/2015	@ NY ISLANDERS	W	48-22-07	3-2	67,21,7	7	0-0	4-4	24-31	31 / 30	16170+
78	03/29/2015	@ NEW JERSEY	W	49-22-07	2-1	17,23	23	0-1	2-2	25-27	36 / 35	15987
79	04/01/2015	EDMONTON	W	50-22-07	5-1	23,44,10,24,7	44	0-1	3-3	27-23	31 / 30	17174+
80	04/03/2015	COLORADO	L	50-23-07	2-4	46,67	9	0-3	3-4	37-23	20 / 36	17201+
81	04/08/2015	DALLAS	L	50-24-07	0-4		38	0-1	2-3	19-32	1 / 31	17252+
82	04/11/2015	@ ARIZONA	W	51-24-07	2-1	15,33	33	0-3	3-3	38-24	31 / 41	15733

(* = OVERTIME, ** = SHOOTOUT, + = SELLOUT)

2013-14 ANAHEIM DUCKS



FRONT ROW (L-R): Jonas Hiller, Executive Vice President/COO Tim Ryan, Senior Vice President of Hockey Operations David McNab, Executive Vice President/General Manager Bob Murray, Owner Henry Samueli, Teemu Selanne, Ryan Getzlaf, Saku Koivu, Owner Susan Samueli, CEO Michael Schulman, Director of Player Personnel Rick Paterson, Head Coach Bruce Boudreau, Frederik Andersen **SECOND ROW (L-R):** Vice President - THE RINKS Art Trottier, Vice President of Sales/CRO John Viola, Vice President of Human Resources Jay Scott, Vice President/COO Anaheim Arena Management Kevin Starkey, Assistant Coach Scott Niedermayer, Nick Bonino, Francois Beauchemin, Cam Fowler, Andrew Cogliano, Assistant Coach Bob Woods, Assistant Coach Brad Lauer, Vice President/CMO Aaron Teets, Vice President of Finance/ CFO Doug Heller, AAM Vice President of Finance Angela Wergechik **THIRD ROW (L-R):** Assistant Equipment Manager Chris Aldrich, Equipment Manager Doug Shearer, Goaltending Consultant Dwayne Roloson, Video Coordinator Joe Piscotty, Matt Beleskey, Stephane Robidas, Jakob Silfverberg, Mathieu Perreault, Kyle Palmieri, Sami Vatanen, Strength & Conditioning Coach Sean Skahan, Head Athletic Trainer Joe Huff, Assistant Athletic Trainer Mike Hannegan **BACK ROW (L-R):** Equipment Assistant Chris Kincaid, Mark Fistric, Tim Jackman, Ben Lovejoy, Patrick Maroon, Corey Perry, Bryan Allen, Hampus Lindholm, Daniel Winnik, Luca Sbisa, Rickard Rakell, Massage Therapist James Partida.

POSTSEASON NOTES IN PLAYOFF SECTION

THE 2013-14 SEASON:

The Anaheim Ducks concluded the 2013-14 regular season with a record of 54-20-8, the best mark in club history...the Ducks finished with the top record in the Western Conference for the first time in franchise history and set season records for standings points (116), wins (54) and win/points percentage (.707)...the Ducks led the league in goals (263) for the first time in club history (excludes shootout tallies)...Anaheim established season bests for goals (263; previously 254 in 2006-07), wins (54; previously 48, 2006-07), home wins (29; previously 28, 2007-08), road wins (25; previously 22, 2008-09 and 2006-07), home points (62; previously 61, 2006-07) and road points (54; previously 49, 2006-07).

EXCLUSIVE COMPANY:

Of the Ducks' 54 wins, 51 came in regulation/overtime (ROW)...Anaheim and Boston (also 51 wins in 2013-14) are the only two NHL teams to record as many ROWs since 2005-06 (Detroit, 54).

COMEBACKS COMMON:

Anaheim posted 26 comeback wins in 2013-14, the most in the NHL since 2005-06 (Detroit and Nashville, 26)...the Ducks went 23-15-2 (.575 points percentage) when the opponent scored first, the most wins and best points percentage of any team in such situations in 2013-14.

HISTORIC STREAK:

Anaheim won 18 of 19 games (18-1-0) from Dec. 6-Jan. 15 to join Montreal (18-1-0, 1967-68) as the only two NHL teams to win 18+ games in a 19-game span.

HOME/ROAD:

The Ducks went a franchise-best 29-8-4 at Honda Center, setting a club record for home wins and home standings points (62) in a single season... Anaheim became the fourth team in 40 NHL seasons (since 1973-74) to record points in each of its first 22-plus home games (20-0-2) from Oct. 13-Jan. 15, joining PHI (19-0-7, 1979-80), NYI (19-0-4, 1978-79) and SJ (20-0-2, 2008-09) in that category...the Ducks, who were the last NHL team to suffer a home loss in regulation (Jan. 21 vs. WPG), established a club record with eight straight home wins to open a season...away from Honda Center, the Ducks concluded their road schedule setting franchise records for wins (25; previously 22, 2008-09 and 2006-07), points (54; previously 49, 2006-07), and goals (123; previously 115, 2008-09).

THE FINAL SEASON:

The NHL's oldest active player and oldest to ever compete in a Ducks uniform at 43 years and 92 days at the start of 2013-14, **Teemu Selanne** finished his regular-season career ranked 11th among all-time leaders in goals, tied for 37th in all-time assists, 15th in all-time scoring, third in all-time PPG, tied for third with Brett Hull in all-time GWG (110) and 22nd in all-time games...Selanne is the club's all-time leader in scoring (988), goals (457), assists (531), games (966), plus/minus (+120), PPG (182), PPP (410), GWG (77), shots (2,964) and OT goals (6).

2013-14 GAME-BY-GAME

#	Date	Team	W-L-OT	Record	GF-GA	Scorers	W Goal	PP	PK	SF-SA	W-L	Gltdr.	Attend.
1	10/02/2013	@ COLORADO	L	00-01-00	1-6	33	9	0-2	2-4	36-29	1 / 35	18007+	
2	10/05/2013	@ MINNESOTA	W*	01-01-00	4-3	11,13P,33,22	22	1-3	2-4	30-33	1 / 32	18213+	
3	10/06/2013	@ WINNIPEG	W	02-01-00	3-2	22,710	10	0-4	2-3	34-17	35 / 31	15004+	
4	10/10/2013	NY RANGERS	W	03-01-00	6-0	15,33,34,33,11,17	15	0-6	2-2	37-34	1 / 30	17179+	
5	10/13/2013	OTTAWA	W	04-01-00	4-1	10,15,10,13	15	0-6	1-1	56-31	1 / 41	17177+	
6	10/16/2013	CALGARY	W	05-01-00	3-2	17,218	8	0-2	4-4	22-35	35 / 35	14051	
7	10/18/2013	PHOENIX	W**	06-01-00	3-2	8,13	33	0-4	6-6	39-32	1 / 41	13206	
8	10/20/2013	DALLAS	W	07-01-00	6-3	8P,10,10P,65S,15,22	65	2-5	3-4	47-36	31 / 1	14531	
9	10/22/2013	@ TORONTO	L	07-02-00	2-4	13,22	81	0-4	2-3	25-23	45 / 1	19408+	
10	10/24/2013	@ MONTREAL	L	07-03-00	1-4	62	14	0-3	4-6	32-25	31 / 1	21273+	
11	10/25/2013	@ OTTAWA	W	08-03-00	2-1	62,15	15	0-5	3-4	28-27	31 / 41	17590	
12	10/27/2013	@ COLUMBUS	W	09-03-00	4-3	15,74,65P,10	10	1-5	1-1	32-21	31 / 72	10542	
13	10/29/2013	@ PHILADELPHIA	W	10-03-00	3-2	7,21,21	21	0-2	2-3	37-28	1 / 35	19615+	
14	10/31/2013	@ BOSTON	O**	10-03-01	2-3	77,22	12	0-4	1-2	23-23	40 / 1	17565+	
15	11/02/2013	@ BUFFALO	W	11-03-01	6-3	15,45,65,10,65,10	10	0-3	1-2	29-17	1 / 1	19070+	
16	11/04/2013	@ NY RANGERS	W	12-03-01	2-1	10,21	21	0-2	3-3	25-33	31 / 30	18006+	
17	11/06/2013	PHOENIX	W	13-03-01	5-2	47,15P,10,4P,7	10	2-4	3-4	29-26	1 / 41	14045	
18	11/08/2013	BUFFALO	W	14-03-01	6-2	15P,4P,15,15,17,7	15	2-2	2-2	46-47	31 / 39	15577	
19	11/10/2013	VANCOUVER	W	15-03-01	3-1	10,13,7	13	0-2	2-2	23-36	31 / 31	17174+	
20	11/12/2013	@ FLORIDA	L	15-04-01	2-3	7,47	24	0-3	4-4	34-25	30 / 31	13354	
21	11/14/2013	@ TAMPA BAY	L	15-05-01	1-5	65	26	0-3	0-2	25-20	30 / 1	17763	
22	11/15/2013	@ CAROLINA	O**	15-05-02	2-3	10,17P	58	1-3	2-3	30-23	35 / 35	14802	
23	11/18/2013	@ PITTSBURGH	L	15-06-02	1-3	15	16	0-1	3-3	28-27	29 / 35	18614+	
24	11/20/2013	NEW JERSEY	O*	15-06-03	3-4	39,13P,15P	19	2-5	2-4	25-25	30 / 1	14306	
25	11/22/2013	TAMPA BAY	W*	16-06-03	1-0	15	15	0-3	6-6	42-31	1 / 30	16648	
26	11/23/2013	@ PHOENIX	W	17-06-03	4-2	17P,17,10,45P	10	2-4	4-4	27-44	1 / 41	13490	
27	11/26/2013	@ DALLAS	L	17-07-03	3-6	65,13,7P	16	1-2	3-3	31-33	39 / 1	15792	
28	11/29/2013	CALGARY	W	18-07-03	5-2	45,10,17P,7,7	17	1-4	0-0	42-21	31 / 20	17174+	
29	11/30/2013	@ SAN JOSE	O**	18-07-04	3-4	10,516	8	0-3	5-5	31-35	31 / 1	17562+	
30	12/03/2013	LOS ANGELES	O**	18-07-05	2-3	15,10P	74	1-6	5-5	28-51	31 / 1	17294+	
31	12/06/2013	@ CHICAGO	W**	19-07-05	3-2	10,15P	21	1-1	2-3	26-25	1 / 31	21586+	
32	12/07/2013	@ ST. LOUIS	W	20-07-05	5-2	710P,15,13,28	15	1-2	5-5	23-28	31 / 41	17646	
33	12/09/2013	NY ISLANDERS	W	21-07-05	5-2	11,74S,10,10P	4	1-2	3-4	31-37	1 / 45	14830	
34	12/11/2013	MINNESOTA	W	22-07-05	2-1	5,110	10	0-2	0-1	31-24	1 / 37	15252	
35	12/15/2013	EDMONTON	W	23-07-05	3-2	13,8,17	17	0-2	2-2	34-25	1 / 30	16301	
36	12/17/2013	@ DETROIT	W	24-07-05	5-2	33,13,10,45,11	10	0-3	2-2	30-18	1 / 50	20066+	
37	12/20/2013	@ NEW JERSEY	W*	25-07-05	3-2	4,22,21	21	0-4	2-3	24-21	1 / 35	15723	
38	12/21/2013	@ NY ISLANDERS	W	26-07-05	5-3	15,15,22,21,15	21	0-2	1-1	31-21	31 / 20	13108	
39	12/23/2013	@ WASHINGTON	W	27-07-05	3-2	7,14,47	47	0-4	4-5	29-19	1 / 31	18506+	
40	12/28/2013	PHOENIX	W*	28-07-05	3-2	115,71	11	0-3	2-2	41-25	1 / 1	17442+	
41	12/29/2013	@ SAN JOSE	L	28-08-05	1-3	62	39	0-1	2-2	31-23	31 / 31	17562+	
42	12/31/2013	SAN JOSE	W	29-08-05	6-3	21,23,13P,39,15,7S	39	1-3	3-5	38-36	1 / 31	17424+	
43	01/03/2014	EDMONTON	W	30-08-05	5-2	21,6,618,7	6	0-8	3-3	37-18	1 / 30	17174+	
44	01/05/2014	VANCOUVER	W*	31-08-05	4-3	11,39,13,10P	10	1-3	1-3	49-20	1 / 31	17174+	
45	01/07/2014	BOSTON	W	32-08-05	5-2	22P,10P,7S,13P,22	7	3-3	3-3	20-32	1 / 40	17238+	
46	01/09/2014	@ NASHVILLE	W	33-08-05	4-3	15,15,10,8P	8	1-4	3-3	28-26	31 / 39	15892	
47	01/11/2014	@ PHOENIX	W	34-08-05	5-3	47,45,17,15,47P	15	1-3	5-6	30-31	1 / 1	13289	
48	01/12/2014	DETROIT	W	35-08-05	1-0	7	7	0-4	5-5	23-22	1 / 34	17375+	
49	01/15/2014	VANCOUVER	W	36-08-05	9-1	78P,10,13P,13P,33P,10,8P,45P	8	6-11	2-3	44-32	31 / 31	17145	
50	01/17/2014	@ CHICAGO	L	36-09-05	2-4	15,21	29	0-2	5-5	21-35	50 / 1	22064+	
51	01/18/2014	@ ST. LOUIS	W	37-09-05	3-2	15,39,46P	4	1-3	3-4	21-36	31 / 1	19910+	
52	01/21/2014	WINNIPEG	L	37-10-05	2-3	4P,13	9	1-4	2-2	42-21	31 / 1	15046	
53	01/23/2014	LOS ANGELES	W	38-10-05	2-1	17P,62	62	1-5	4-4	21-31	31 / 32	17503+	
54	01/25/2014	@ LOS ANGELES	W	39-10-05	3-0	10,39,7	10	0-3	4-4	21-36	1 / 32	54099	
55	01/28/2014	MINNESOTA	L	39-11-05	2-4	17,22P	11	1-3	4-5	33-33	35 / 1	15020	
56	01/30/2014	PHILADELPHIA	W	40-11-05	5-3	62,15,10,34S,11	34	0-1	3-4	28-30	31 / 35	16007	
57	02/01/2014	DALLAS	L	40-12-05	0-2		6	0-3	3-3	26-27	39 / 1	17174+	
58	02/03/2014	COLUMBUS	L	40-13-05	2-4	22,15	71	0-2	3-5	36-33	72 / 31	14044	
59	02/05/2014	CHICAGO	L	40-14-05	0-2		81	0-5	2-2	29-25	50 / 1	17446+	
60	02/08/2014	@ NASHVILLE	W	41-14-05	5-2	15,10P,65,22,15	65	1-3	2-3	24-38	1 / 30	17139+	
61	02/28/2014	ST. LOUIS	W	42-14-05	1-0	7	7	0-3	3-3	19-18	1 / 1	17369+	
62	03/02/2014	CAROLINA	W	43-14-05	5-3	10,23,10,7S,33	7	0-3	6-6	34-52	31 / 30	17174+	
63	03/05/2014	MONTREAL	O**	43-14-06	3-4	18,23P,34	79	1-6	5-5	42-31	35 / 1	17174+	
64	03/07/2014	PITTSBURGH	O**	43-14-07	2-3	10,10	16	0-3	2-3	31-17	29 / 1	17518+	
65	03/10/2014	TORONTO	L	43-15-07	1-3		10	0-4	1-2	44-23	45 / 31	17229+	
66	03/12/2014	@ CALGARY	L	43-16-07	2-7	7,13	13	0-2	3-4	22-25	37 / 1	19289+	
67	03/14/2014	@ COLORADO	W	44-16-07	6-4	34,21,21,10,6,22	6	0-4	3-5	33-38	1 / 1	18030+	
68	03/15/2014	@ LOS ANGELES	W	45-16-07	2-1	18,62	62	0-3	2-3	20-38	31 / 31	18278+	
69	03/18/2014	WASHINGTON	L	45-17-07	2-3	6,22	8	0-5	1-3	45-30	41 / 1	17174+	
70	03/20/2014	@ SAN JOSE	L	45-18-07	2-3	22P,8	88	1-2	2-3	18-28	31 / 31	17562+	
71	03/23/2014	FLORIDA	W	46-18-07	6-2	62P,8,33S,21,10,7S	33	1-3	1-1	40-30	1 / 39	17281+	
72	03/26/2014	@ CALGARY	W	47-18-07	3-2	13P,22,7	7	1-2	1-1	34-34	1 / 31	19289+	
73	03/28/2014	@ EDMONTON	O*	47-18-08	3-4	13,62,22	21	0-4	1-1	51-23	30 / 1	16839+	
74	03/29/2014	@ VANCOUVER	W	48-18-08	5-1	5,39,11,10,22P	39	1-5	3-3	21-32	31 / 31	18910+	
75	03/31/2014	WINNIPEG	W*	49-18-08	5-4	13,15P,47,10,19	19	1-1	2-3	36-37	31 / 31	17174+	
76	04/02/2014	EDMONTON	W	50-18-08	3-2	10,10,23	23	0-3	2-3	26-32	31 / 35	17174+	
77	04/04/2014	NASHVILLE	L	50-19-08	2-5	21,34	12	0-3	4-4	29-24	35 / 1	17174+	
78	04/06/2014	@ EDMONTON	L	50-20-08	2-4	33,10P	19	1-5	2-3	36-28	35 / 1	16839+	
79	04/07/2014	@ VANCOUVER	W	51-20-08	3-0	34S,21,39	34	0-1	3-3	23-18	36 / 31	18910+	
80	04/09/2014	SAN JOSE	W	52-20-08	5-2	10,62,62,39,33S	62	0-3	5-5	30-38	36 / 31	17322+	
81	04/12/2014	@ LOS ANGELES	W**	53-20-08	4-3	13,77,39	77	0-4	4-4	24-30	31 / 32	18372+	
82	04/13/2014	COLORADO	W*	54-20-08	3-2	62,11,13	13	0-2	1-1	36-31	36 / 35	17528+	

(* = OVERTIME, ** = SHOOTOUT, + = SELLOUT)

2012-13 ANAHEIM DUCKS



Front Row (L-R): Jonas Hiller, Executive Vice President /COO Tim Ryan, Senior Vice President of Hockey Operations David McNab, Executive Vice President/General Manager Bob Murray, Owner Henry Samueli, Teemu Selanne, Ryan Getzlaf, Saku Koivu, Owner Susan Samueli, CEO Michael Schulman, Director of Player Personnel Rick Paterson, Head Coach Bruce Boudreau, Viktor Fasth **Second Row (L-R):** Vice President - THE RINKS Art Trottier, Vice President of Human Resources Jay Scott, Vice President/COO Anaheim Arena Management Kevin Starkey, Video Coordinator Joe Piscotty, Assistant Coach Scott Niedermayer, Andrew Cogliano, Cam Fowler, Francois Beauchemin, Bobby Ryan, Daniel Winnik, Assistant Coach Bob Woods, Assistant Coach Brad Lauer, Vice President/CMO Aaron Teats, Vice President of Finance/CFO Doug Heller, AAM Vice President of Finance Angela Wergechik **Third Row (L-R):** Assistant Equipment Manager Chris Aldrich, Equipment Manager Doug Shearer, Goaltending Consultant Pete Peeters, Kyle Palmieri, Matt Beleskey, Sheldon Souray, Corey Perry, Toni Lydman, Emerson Etem, Matthew Lombardi, Strength & Conditioning Coach Sean Sahan, Head Athletic Trainer Tim Clark, Assistant Athletic Trainer Mike Hannegan **Back Row (L-R):** Equipment Assistant Chris Kincaid, Brad Staubitz, Radek Dvorak, Luca Sbisa, David Steckel, Bryan Allen, Ben Lovejoy, Peter Holland, Nick Bonino, Massage Therapist James Partida.

POSTSEASON NOTES IN PLAYOFF SECTION

A RECORD-BREAKING SEASON:

The Anaheim Ducks won their second Pacific Division title with a 30-12-6 record for 66 points, marking their best winning percentage in club history (.688 over 2007's .671)...the 2012-13 Ducks also had the best points percentage in club history on the road with a 14-5-5 (.688) mark, also ahead of the 2007 team (.598)...the Ducks finished second in the Western Conference and third overall in the NHL, behind only Chicago and Pittsburgh...the club's third-place finish in the overall league standings was the highest in club history.

COMEBACKS:

The Ducks rallied from deficits 15 times to win a game, including a 12-10-2 record when opponents scored first...Anaheim, Pittsburgh (11-6-0) and Chicago (10-5-4) were the first NHL teams since 2009-10 to have a record over .500 in such situations...the last team prior to 2012-13 was Bruce Boudreau's Washington Capitals (16-8-6 in 2009-10)...the Ducks lost only two games in regulation when scoring the first goal (18-2-4).

HOME SWEET HOME:

Anaheim won 13 consecutive games at Honda Center from Jan. 26-Mar. 20, 2013, the longest home streak in franchise history...the consecutive wins matched the NHL's second-longest home win streak since 2009-10 (also

Washington at 13 games in 2010-11 under Boudreau...Detroit had an NHL-record 23-game streak in 2011-12)...Ryan Getzlaf's 9-21=30 points earned at home ranked tied for third in the NHL.

HERE TO STAY:

On Mar. 8 and Mar. 18, 2013, Ryan Getzlaf and Corey Perry signed respective eight-year contract extensions through the 2020-21 season...Getzlaf led Anaheim in points, goals and assists (15-34=49), while ranking tied for 10th among NHL leaders in scoring and tied for eighth in assists...Getzlaf had a career-high 12-game scoring streak at Honda Center from Feb. 1-Mar. 20, 2013, scoring 7-15=22 points (+12)...Perry ranked second among team leaders with 36 points, led in PPG (5) and co-led in goals (15) and GWG (5)...his five GWG ranked tied for sixth in the NHL.

#8:

Teemu Selanne recorded two four-point games in 2012-13, just the third and fourth time an NHL player 42 years or older accomplished the feat...Selanne scored 1-3=4 points on Feb. 9, 2013 at St. Louis (at 42 years, 326 days) and 2-2=4 points on Jan. 19, 2013 at Vancouver, joining Gordie Howe (42 years, 326 days) with 1-3=4 points for Detroit on Feb. 20, 1971 vs. Buffalo, and Tim Horton (42 years, 3 days) with 0-4=4 points for Pittsburgh on Jan. 15, 1972 vs. Philadelphia.

2012-13 GAME-BY-GAME

#	Date	Team	W-L-OT	Record	GF-GA	Scorers	W Goal	PP	PK	SF-SA	W-L Gldr.	Attend.
1	01/19/2013	@ VANCOUVER	W	01-00-00	7-3	34,44P,34,10P,51,8P,8	10	3-3	2-4	26-29	1 / 35	18910+
2	01/21/2013	@ CALGARY	W	02-00-00	5-4	15,11,34,34,15	15	0-2	1-3	24-25	1 / 34	19289+
3	01/25/2013	VANCOUVER	L	02-01-00	0-5		22	0-2	6-9	30-34	35 / 1	17529+
4	01/26/2013	NASHVILLE	W**	03-01-00	3-2	9,34	10	0-4	3-3	22-21	30 / 35	17174+
5	01/29/2013	@ SAN JOSE	O**	03-01-01	2-3	23,39	26	0-4	2-2	30-18	31 / 1	17562+
6	02/01/2013	MINNESOTA	W	04-01-01	3-1	51,51,9P	51	1-2	1-1	31-27	30 / 32	13007
7	02/02/2013	LOS ANGELES	W	05-01-01	7-4	13,13,15,44P,51P,13P,8	51	3-4	2-4	25-34	1 / 45	17436+
8	02/04/2013	SAN JOSE	W	06-01-01	2-1	11,44	44	0-6	6-6	32-26	30 / 1	14324
9	02/06/2013	@ COLORADO	W	07-01-01	3-0	44,11P,23	44	1-3	1-1	20-31	30 / 1	13776
10	02/08/2013	@ DALLAS	L	07-02-01	1-3	13	14	0-3	3-5	21-28	32 / 1	18112
11	02/09/2013	@ ST. LOUIS	W**	08-02-01	6-5	9,8,7,9,11	13	0-1	0-2	23-31	30 / 1	18835
12	02/12/2013	@ CHICAGO	W**	09-02-01	3-2	15P,7	10	1-5	5-6	31-30	30 / 50	21188+
13	02/15/2013	@ DETROIT	W	10-02-01	5-2	39,10,7,9,7	7	0-3	3-4	37-28	30 / 35	20066+
14	02/16/2013	@ NASHVILLE	W**	11-02-01	3-2	39,62	10	0-2	5-5	22-34	30 / 35	17322+
15	02/18/2013	COLUMBUS	W	12-02-01	3-2	74P,15,10P	10	2-3	3-3	29-27	1 / 72	14713
16	02/24/2013	COLORADO	W*	13-02-01	4-3	10,8P,15P,10P	10	3-5	4-5	39-23	1 / 35	17174+
17	02/25/2013	@ LOS ANGELES	L	13-03-01	2-5	7,11P	26	1-3	1-2	26-25	32 / 30	18118+
18	02/27/2013	NASHVILLE	W	14-03-01	5-1	13,51,51,51P,11P	51	2-3	2-2	28-21	30 / 35	13630
19	03/01/2013	MINNESOTA	W	15-03-01	3-2	15,8,39	39	0-1	3-3	29-33	1 / 35	15264
20	03/02/2013	@ PHOENIX	O**	15-03-02	4-5	7,7,7,11P	15	1-3	0-0	35-37	41 / 30	15227
21	03/04/2013	@ PHOENIX	O**	15-03-03	4-5	39,15S,10P,9	23	1-2	3-4	31-40	41 / 1	11024
22	03/06/2013	PHOENIX	W	16-03-03	2-0	10,15	10	0-1	3-3	24-18	1 / 1	13456
23	03/08/2013	CALGARY	W	17-03-03	4-0	34,9,44,15	34	0-0	2-2	24-29	30 / 34	15839
24	03/10/2013	ST. LOUIS	W	18-03-03	4-2	7S,9,10P,10	10	1-7	2-3	22-31	1 / 41	17174+
25	03/12/2013	@ MINNESOTA	W	19-03-03	2-1	62,5	5	0-3	4-5	21-31	1 / 32	18808+
26	03/14/2013	@ DALLAS	W**	20-03-03	2-1	7	9	0-3	5-5	30-34	1 / 32	15775
27	03/16/2013	@ ST. LOUIS	O*	20-03-04	1-2	11	25	0-2	2-3	28-21	34 / 1	19593+
28	03/18/2013	SAN JOSE	W	21-03-04	5-3	23,74,65,15S,23	15	0-1	3-3	28-35	30 / 31	14441
29	03/20/2013	CHICAGO	W	22-03-04	4-2	74,9,8,44	8	0-1	1-2	26-24	1 / 50	17610+
30	03/22/2013	DETROIT	L	22-04-04	1-5	8	13	0-3	1-2	34-23	35 / 30	17174+
31	03/24/2013	DETROIT	L	22-05-04	1-2	15P	20	1-3	4-5	34-21	35 / 1	17427+
32	03/25/2013	SAN JOSE	L	22-06-04	3-5	65,23,10	15	0-2	5-5	27-39	31 / 30	16083
33	03/27/2013	@ SAN JOSE	L	22-07-04	0-4		8	0-2	2-3	22-29	31 / 1	17562+
34	03/29/2013	@ CHICAGO	W	23-07-04	2-1	10,44	44	0-1	3-4	24-26	1 / 30	22105+
35	03/31/2013	@ COLUMBUS	O*	23-07-05	1-2	65	55	0-2	1-1	30-18	72 / 1	13185
36	04/01/2013	@ DALLAS	W	24-07-05	4-0	9P,10,39,8	9	1-2	4-4	30-26	30 / 32	13748
37	04/03/2013	DALLAS	W	25-07-05	5-2	18,8P,51,15,7	51	1-1	0-0	27-25	30 / 32	15165
38	04/05/2013	DALLAS	L	25-08-05	1-3	7	24	0-4	6-6	28-25	32 / 30	16884
39	04/07/2013	LOS ANGELES	W**	26-08-05	4-3	51,10,39P	11	1-4	1-2	22-38	30 / 45	17494+
40	04/08/2013	EDMONTON	W	27-08-05	2-1	18,18	18	0-5	3-3	38-28	1 / 40	15148
41	04/10/2013	COLORADO	L	27-09-05	1-4	8	92	0-3	1-2	22-28	35 / 1	14646
42	04/13/2013	@ LOS ANGELES	L	27-10-05	1-2	15S	10	0-1	5-6	20-18	32 / 30	18473+
43	04/17/2013	COLUMBUS	O*	27-10-06	2-3	45P,20	51	1-3	3-3	28-28	72 / 30	15074
44	04/19/2013	@ CALGARY	L	27-11-06	1-3	10	16	0-2	3-3	33-31	34 / 1	19289+
45	04/21/2013	@ EDMONTON	W	28-11-06	3-1	4P,51,10	51	1-5	4-4	30-28	1 / 40	16839+
46	04/22/2013	@ EDMONTON	W	29-11-06	3-0	15P,18,45	15	1-3	3-3	28-24	30 / 35	16839+
47	04/25/2013	@ VANCOUVER	W	30-11-06	3-1	39P,25,7S	25	1-3	3-4	30-29	1 / 1	18910+
48	04/27/2013	PHOENIX	L	30-12-06	3-5	8,23P,9	17	1-4	2-2	46-31	1 / 30	17442+

(* = OVERTIME, ** = SHOOTOUT, + = SELLOUT)

2011-12 ANAHEIM DUCKS



Front Row (L-R): Jonas Hiller, Executive Vice President/COO Tim Ryan, Senior Vice President of Hockey Operations David McNab, Executive Vice President/General Manager Bob Murray, Owner Henry Samueli, Teemu Selanne, Ryan Getzlaf, Saku Koivu, Owner Susan Samueli, CEO Michael Schulman, Head Coach Bruce Boudreau, Dan Ellis, Jeff Deslauriers. **Second Row (L-R):** Vice President - The Rinks Art Trottier, Vice President of Human Resources Jay Scott, AAM Vice President of Operations Kevin Starkey, Director of Player Personnel Rick Paterson, Video Coordinator Joe Piscotty, Francois Beauchemin, Jason Blake, Lubomir Visnovsky, Andrew Coglian, Assistant Coach Bob Woods, Assistant Coach Brad Lauer, Vice President of Multi-Media and Community Development Aaron Teats, Vice President of Finance/CFO Doug Heller, AAM Vice President of Finance Angela Wergechik. **Third Row (L-R):** Assistant Equipment Manager Chris Aldrich, Equipment Manager Doug Shearer, Goaltending Consultant Pete Peeters, Niklas Hagman, Bobby Ryan, Corey Perry, Toni Lydman, Sheldon Brookbank, Cam Fowler, Strength & Conditioning Coach Sean Skahan, Head Athletic Trainer Tim Clark, Assistant Athletic Trainer Rick Burrill. **Back Row (L-R):** Equipment Assistant Chris Kincaid, Kyle Palmieri, Devante Smith-Pelly, Nate Guenin, George Parros, Luca Sbisa, Nick Bonino, Matt Beleskey, Rod Pelley, Massage Therapist James Partida.

2011-12:

The Anaheim Ducks finished the 2011-12 season with a 34-36-12 mark for 80 points...the club had the fifth-best record in the Western Conference with 54 points (24-15-6) from Jan. 1 to the end of the season...the club went 14-6-1 in its last 21 contests played at Honda Center (.690 win percentage)...over the last 44 games overall, Anaheim went 24-14-6...from the start of 2012, Corey Perry ranked fourth in goals with 23 (PIT's Malkin had 35, TB's Stamkos had 34 and NJ's Kovalchuk had 24)...in addition, **Jonas Hiller** co-led the league in starts and appearances (41), and ranked sixth in wins (20) and GAA (2.11).

BREAKING RECORDS:

Teemu Selanne (41 years old) completed his 20th NHL season and 13th with the Ducks, scoring 26-40=66 points in 82 games...his 26 goals made him the second-oldest player in NHL history to have 26+ goals in a single season...Selanne joined Gordie Howe as the oldest two players to have at least 60 points in one season...in addition, Selanne's 17, 20+goal seasons tied for the fifth-most in NHL history (many players)...his 82 games played made him the oldest player in NHL history (41 yrs, 279 days) to have appeared in all 82 games in a single season...only Nicklas Lidstrom (40 yrs, 347 days in 2010-11), Dave Andreychuk (40 yrs, 187 days in 2003-04), Mark Messier (40 yrs, 79 days in 2000-01) and Ron Francis (40 yrs, 36 days in 2002-03) appeared in all 82 games above the age 40.

BOUDREAU TAKES THE REINS:

Bruce Boudreau was named the eighth head coach of the Anaheim Ducks on Nov. 30...the Ducks were 27-23-8 under his leadership...he finished the 2011-12 season with a 228-111-48 record in 387 career NHL games with both Anaheim and Washington for a .651 win percentage.

ANOTHER BIG YEAR:

Corey Perry led the Ducks with 37 goals, leading all Western Conference players and ranking tied for sixth in the NHL...the 2010-11 Hart Trophy Winner had 15 goals in his last 32 games (post All-Star break)...Perry also ranked tied for third in the NHL in PPG (14).

MORE SELANNE:


Teemu Selanne surpassed Luc Robitaille on Mar. 25 vs. Boston for sole possession of fourth in all-time PPG at 248...in addition, his GWG on Mar. 14 vs. Detroit accounted for his 1,400th career point, as he became just the third European-born player to reach the milestone (Jaromir Jagr 1,653 and Stan Mikita, 1,467)...on Mar. 12, Selanne's goal moved him past childhood idol and fellow Finn Jari Kurri (1,398 career points) for sole possession of 19th in all-time points (second among active players behind Jagr)...at the close of the season, Selanne ranked 12th on the NHL's all-time goal scoring list (second among active players behind Jagr), 42nd in assists (fourth among active players) and sixth in career GWG (second among active players behind Jagr).

2011-12 GAME-BY-GAME

#	Date	Team	W-L-OT	Record	GF-GA	Scorers	W Goal	PP	PK	SF-SA	W-L Gldtr.	Attend.
1	10/07/2011	@ BUFFALO (Helsinki)	L	00-01-00	1-4	34	23	0-5	2-4	30-25	30 / 1	13349
2	10/08/2011	NY RANGERS (Stockholm)	W**	01-01-00	2-1	7	9	0-6	7-7	28-15	1 / 30	13800
3	10/14/2011	SAN JOSE	W	02-01-00	1-0	49	0	0-2	4-4	23-31	1 / 1	17243+
4	10/16/2011	ST. LOUIS	W	03-01-00	4-2	9,23,10p,9	10	1-4	4-4	23-30	1 / 41	14555
5	10/17/2011	@ SAN JOSE	W	04-01-00	3-2	8p,8,10	10	1-3	5-6	22-43	38 / 31	17562+
6	10/21/2011	DALLAS	L	04-02-00	1-3	10p	63	1-5	1-1	36-19	32 / 1	12919
7	10/23/2011	PHOENIX	L	04-03-00	4-5	17,15,8,15	3	0-4	3-3	33-35	41 / 1	13240
8	10/25/2011	@ CHICAGO	O**	04-03-01	2-3	15p,8	88	1-6	3-3	31-35	50 / 1	21247+
9	10/27/2011	@ MINNESOTA	W	05-03-01	3-2	10p,9,15p	15	2-6	3-5	16-25	1 / 32	15723
10	10/29/2011	@ NASHVILLE	L	05-04-01	0-3		27	0-1	5-6	20-29	35 / 1	16395
11	10/30/2011	@ COLUMBUS	L	05-05-01	1-3	9	19	0-3	2-3	20-21	1 / 38	16022
12	11/01/2011	@ WASHINGTON	O*	05-05-02	4-5	11,8,8,10p	19	1-1	3-3	15-40	29 / 1	18506+
13	11/03/2011	@ NY RANGERS	O**	05-05-03	1-2	9	10	0-2	4-4	28-25	30 / 1	18200+
14	11/05/2011	@ DETROIT	L	05-06-03	0-5		55	0-5	3-4	22-50	35 / 1	20066+
15	11/09/2011	NASHVILLE	L	05-07-03	2-4	7723	10	0-5	3-3	33-32	35 / 1	13529
16	11/11/2011	VANCOUVER	W	06-07-03	4-3	11,7p,10p,74	0	2-5	4-5	21-41	1 / 1	17339+
17	11/13/2011	MINNESOTA	L	06-08-03	2-3	44	46	0-3	4-4	34-26	32 / 1	13803
18	11/16/2011	@ LOS ANGELES	O**	06-08-04	1-2	8p	14	1-4	5-6	24-37	32 / 1	18118+
19	11/17/2011	LOS ANGELES	L	06-09-04	3-5	710p,7	11	1-4	3-4	38-36	32 / 38	15412
20	11/20/2011	DETROIT	L	06-10-04	2-4	118p	23	1-5	6-6	34-30	35 / 1	17229+
21	11/23/2011	@ PHOENIX	L	06-11-04	2-4	1110	17	0-2	7-8	21-29	41 / 1	9124
22	11/25/2011	CHICAGO	L	06-12-04	5-6	9,78p,9,10	19	1-3	5-7	28-42	50 / 38	17174+
23	11/27/2011	TORONTO	L	06-13-04	2-5	23p,10	46	1-2	3-4	28-28	50 / 1	13685
24	11/30/2011	MONTREAL	W	07-13-04	4-1	15,77p,10p,12	77	2-7	7-7	27-20	1 / 30	13237
25	12/02/2011	PHILADELPHIA	O*	07-13-05	3-4	7p,8,41	28	1-3	6-9	22-47	30 / 1	15975
26	12/04/2011	MINNESOTA	L	07-14-05	3-5	15p,11,4	25	1-3	2-3	27-36	37 / 1	14002
27	12/06/2011	LOS ANGELES	W	08-14-05	3-2	9,10,9	9	0-2	2-2	27-39	1 / 32	14419
28	12/08/2011	@ ST. LOUIS	L	08-15-05	2-4	9,77	74	0-2	1-1	23-24	41 / 1	16596
29	12/10/2011	@ NASHVILLE	L	08-16-05	2-3	41,23	22	0-2	3-4	17-28	35 / 38	17113+
30	12/14/2011	PHOENIX	W	09-16-05	4-1	14,12p,12,51	12	1-4	2-3	28-20	1 / 41	13428
31	12/16/2011	@ CHICAGO	L	09-17-05	1-4	8	81	0-3	2-3	25-24	30 / 1	21528+
32	12/17/2011	@ WINNIPEG	L	09-18-05	3-5	12,10,10p	16	1-4	1-2	36-31	50 / 38	15004+
33	12/19/2011	@ DALLAS	L	09-19-05	3-5	8p,17p,63	73	2-3	3-5	28-33	31 / 1	13720
34	12/22/2011	@ LOS ANGELES	O**	09-19-06	3-2	12,17	23	0-3	4-4	22-34	32 / 1	18118+
35	12/26/2011	@ SAN JOSE	W	10-19-06	2-3	5,9,7	7	0-2	2-2	23-38	1 / 31	17562+
36	12/29/2011	VANCOUVER	L	10-20-06	2-5	9,63	21	0-6	1-1	32-31	35 / 1	17544+
37	12/31/2011	COLORADO	L	10-21-06	2-4	179	17	0-2	1-2	20-26	35 / 1	15119
38	01/04/2012	SAN JOSE	L	10-22-06	1-3	10	78	0-4	4-4	27-36	31 / 1	14596
39	01/06/2012	NY ISLANDERS	W	11-22-06	4-2	9,9s,15,8	15	0-2	3-3	20-21	1 / 20	13892
40	01/08/2012	COLUMBUS	W	12-22-06	7-4	710,8p,11,10p,8,10	10	2-5	2-3	27-18	0 / 30	13053
41	01/10/2012	DALLAS	W	13-22-06	5-2	11,51,1,39,11	11	0-3	3-3	26-28	43 / 32	12152
42	01/12/2012	@ CALGARY	O*	13-22-07	0-1		19	0-1	2-2	23-19	34 / 1	19289+
43	01/13/2012	@ EDMONTON	W	14-22-07	5-0	33,8p,9,10,10p	33	2-3	2-2	28-33	1 / 35	16839+
44	01/15/2012	@ VANCOUVER	W	15-22-07	4-2	63,9,33,33p	33	1-3	2-3	34-23	1 / 1	18890+
45	01/18/2012	PHOENIX	W	16-22-07	6-2	12,23p,23,33,39,10s	23	1-1	4-4	21-27	1 / 41	12281
46	01/21/2012	OTTAWA	W	17-22-07	2-1	10,17	17	0-3	2-2	29-32	1 / 41	15500
47	01/22/2012	COLORADO	W	18-22-07	3-2	95,15p,9	9	1-3	3-4	18-45	1 / 35	14004
48	01/24/2012	@ DALLAS	L	18-23-07	0-1		33	0-2	0-0	27-16	32 / 1	12141
49	01/31/2012	@ PHOENIX	W	19-23-07	4-1	7778p	7	1-3	3-3	30-26	1 / 41	10579
50	02/01/2012	DALLAS	L	19-24-07	2-6	39,5	14	0-4	2-3	35-26	32 / 1	12701
51	02/03/2012	COLUMBUS	O*	19-24-08	2-3	8,8p	16	1-5	3-4	35-21	30 / 1	13358
52	02/06/2012	CALGARY	W**	20-24-08	3-2	9,39	12	0-5	3-4	33-26	1 / 34	12096
53	02/08/2012	CAROLINA	W*	21-24-08	3-2	63,11,10	10	0-1	2-2	34-33	1 / 30	12675
54	02/10/2012	@ DETROIT	O**	21-24-09	1-2	16	44	0-7	6-6	30-24	31 / 1	20066+
55	02/12/2012	@ COLUMBUS	W	22-24-09	5-3	10,10p,33,9p,10p	9	3-4	3-5	35-27	1 / 1	14033
56	02/14/2012	@ MINNESOTA	W	23-24-09	2-1	12,10	10	0-4	2-3	25-18	1 / 37	17552
57	02/15/2012	@ PITTSBURGH	W	24-24-09	2-1	10,8	8	0-3	1-1	29-26	1 / 29	18482+
58	02/17/2012	@ NEW JERSEY	O**	24-24-10	2-3	10,21	26	0-3	1-1	38-27	30 / 1	15312
59	02/19/2012	@ FLORIDA	W	25-24-10	2-0	8,12	8	0-2	4-4	27-31	1 / 60	15945
60	02/21/2012	@ TAMPA BAY	L	25-25-10	2-3	11,9	16	0-2	1-2	30-16	32 / 1	18309
61	02/23/2012	@ CAROLINA	W**	26-25-10	3-2	5,10p	11	1-5	1-2	37-32	1 / 35	16564
62	02/26/2012	CHICAGO	W	27-25-10	3-1	7,21,8p	21	1-3	2-3	38-19	1 / 30	17601+
63	02/27/2012	@ COLORADO	L	27-26-10	1-4	9p	37	1-3	1-1	28-23	1 / 1	15133
64	02/29/2012	BUFFALO	L	27-27-10	0-2		9	0-2	4-5	43-24	30 / 1	14972
65	03/02/2012	CALGARY	W	28-27-10	3-2	9,10,15	15	0-4	4-5	38-29	1 / 37	16431
66	03/03/2012	@ LOS ANGELES	L	28-28-10	2-4	21,77	77	0-4	2-4	31-20	32 / 1	18301+
67	03/05/2012	EDMONTON	W	29-28-10	4-2	33p,9,10,10	10	1-2	0-1	30-36	1 / 35	13596
68	03/08/2012	@ ST. LOUIS	L	29-29-10	1-3	10	21	0-3	2-4	25-27	41 / 1	19150+
69	03/10/2012	@ DALLAS	L	29-30-10	0-2		10	0-4	4-5	21-23	32 / 1	18228
70	03/12/2012	@ COLORADO	O*	29-30-11	2-3	23,8p	92	1-1	1-1	40-33	1 / 1	15045
71	03/14/2012	DETROIT	W	30-30-11	4-0	8,51,15,51	8	0-2	3-3	24-23	1 / 31	16331
72	03/16/2012	LOS ANGELES	L	30-31-11	2-4	4p,5	14	1-3	3-3	20-43	32 / 1	17367+
73	03/18/2012	NASHVILLE	L	30-32-11	1-3	7,7s	12	0-1	3-4	31-27	39 / 1	14978
74	03/19/2012	@ SAN JOSE	W	31-32-11	5-3	9,23p,10,34,51	34	1-2	2-3	40-30	43 / 31	17562+
75	03/21/2012	ST. LOUIS	W	32-32-11	4-3	4p,63,77,33	13	1-4	2-2	22-38	1 / 41	14494
76	03/25/2012	BOSTON	L	32-33-11	2-3	8p,17	32	1-3	2-2	27-25	1 / 1	17395+
77	03/28/2012	SAN JOSE	W	33-33-11	3-1	9,8,10	8	0-0	1-1	27-29	1 / 31	14780
78	03/31/2012	@ PHOENIX	L	33-34-11	0-4		23	0-6	1-4	44-29	41 / 43	15856
79	04/01/2012	EDMONTON	L	33-35-11	1-2	8	56	0-5	1-1	33-15	40 / 1	17266+
80	04/03/2012	@ VANCOUVER	O**	33-35-12	4-5	15,10p,14,77	23	1-3	5-5	24-39	35 / 1	18890+
81	04/05/2012	@ EDMONTON	W*	34-35-12	3-2	7,9,15	15	0-1	1-1	17-26	43 / 40	16839+
82	04/07/2012	@ CALGARY	L	34-36-12	2-5	9p,9	33	1-5	3-3	25-23	35 / 1	19289+

(* = OVERTIME, ** = SHOOTOUT, + = SELLOUT)

2010-11 ANAHEIM DUCKS



Front row (L-R): Jonas Hiller, Executive Vice President/COO Tim Ryan, Senior Vice President of Hockey Operations David McNab, Executive Vice President/General Manager Bob Murray, Owner Henry Samueli, Teemu Selanne, Ryan Getzlaf, Saku Koivu, Owner Susan Samueli, CEO Michael Schulman, Head Coach Randy Carlyle, Dan Ellis, Ray Emery **Second row:** Vice President - THE RINKS Art Trotter, Vice President of Human Resources Jay Scott, AAM Vice President of Operations Kevin Starkey, Video Coordinator Joe Trotta, Goaltending Consultant Pete Peeters, Francois Beauchemin, Jason Blake, Todd Marchant, Lubomir Visnovsky, Assistant Coach Mike Foligno, Assistant Coach Dave Farrish, Vice President of Multi-Media and Community Development Aaron Teats, General Counsel Bernard Schneider, Vice President of Finance/CFO Doug Heller, AAM Vice President of Finance Angela Wergchik **Third row:** Assistant Equipment Manager Chris Aldrich, Equipment Manager Doug Shearer, Brandon McMillan, Bobby Ryan, Andreas Lilja, Corey Perry, Toni Lydman, Dan Sexton, Strength & Conditioning Coach Sean Skahan, Head Athletic Trainer Tim Clark, Assistant Athletic Trainer Rick Burrill **Back row:** Equipment Assistant Chris Kincaid, Cam Fowler, Kyle Chipchura, Brad Winchester, George Parros, Andy Sutton, Luca Sbisa, Jarkko Ruutu, Sheldon Brookbank, Massage Therapist James Partida.

POSTSEASON NOTES IN PLAYOFF SECTION

THE 2010-11 REGULAR SEASON:

The Ducks finished the regular season with a record of 47-30-5 for 99 points, ranking second in the Pacific Division and fourth in the Western Conference...the club's 47 wins were tied for the second-most in franchise history (48 in 2006-07 and 47 in 2007-08).

ANOTHER STRONG FINISH:

With 20 games left, the Ducks were 32-25-5 with 69 points and ranked 11th in the Western Conference...the Ducks went 15-5-0 over the last 20 games, climbing to fourth in the West...during that stretch, **Corey Perry** led the NHL in goals and points (19-12-31 with a +12)...the Ducks also won their last two games, 10 of their last 13 (10-3-0), and went 29-13-1 over the last 43 contests.

PERRY WINS THE HART:

Corey Perry won the 2010-11 Hart Memorial Trophy as "the player adjudged to be the most valuable to his team"...Perry was the first player from a Southern California team to win the Hart Trophy since Hall-of-Famer Wayne Gretzky earned the honor with Los Angeles in 1989...Perry was also just the third player from a California team to win the Hart, joining Gretzky and San Jose's Joe Thornton (2006)...his 50 goals also won him the Maurice "Rocket" Richard Trophy as the league's top goal scorer...he tied for the league lead in GWG (11, also Ovechkin), finished third in points (98), and tied for fifth in PPG (14) and SHG (4)

MORE PERRY:

Perry's 50 goals were the most by a Ducks player since Teemu Selanne scored 52 during the 1997-98 season...he became the third player in franchise history to reach the 50-goal mark and the first in the Western Conference to score 50-or-more since Calgary's Jarome Iginla in 2007-08 (50)...Perry established numerous franchise records in

2010-11, including game-winning goals, third-period goals, and shorthanded goals.

BETTER WITH AGE:

Teemu Selanne (40 years old in 2010-11) recorded 31-49-80 points in 73 games...25 of Selanne's 31 goals came in a tied game or a one-goal contest...he was one of 15 NHL players to average over one point-per-game (eighth with 1.10)...the second-oldest player on that list was Tampa Bay's Martin St. Louis (35 yrs.) who averaged 1.21 points-per-game...Selanne ranked third in the NHL with 16 PPG and tied for eighth in overall scoring...only two players in NHL history age 40+ have recorded more points: (Gordie Howe (DET), 1968-98, 103 pts., 40 yrs, 276 days; Johnny Bucyk (BOS), 1975-76, 83 pts., 40 yrs, 234 days...on Mar. 28 vs. Colorado, he became the first player in history age 40+ to record three goals and five points (3-2=5) in a single game and the fourth-oldest player in NHL history to record a 3+ goal game (also Howe, Bucyk & Lidstrom).

VISNOVSKY LEADS THE PACK:

Lubomir Visnovsky led NHL defensemen in scoring (68), assists (50) and points-per-game (.84), and ranked second in goals (18).

HILLER SHINES BEFORE SEASON CUT SHORT:

Jonas Hiller went 26-16-5 with five shutouts, a 2.56 GAA and .924 SV% before having his season cut short due to vertigo symptoms...he made only three appearances following the All-Star break, missing a total of 27 games during the second half of the season...Hiller finished tied for fifth among NHL goaltenders in SV% (.924)...he was named to the NHL 2010-11 All-Star team, the lone goaltender to represent the Western Conference...he was the second Swiss-born player to appear in an NHL All-Star Game (also Mark Streit in 2009).

2010-11 GAME-BY-GAME

#	Date	Team	W-L-OT	Record	GF-GA	Scorers	W Goal	PP	PK	SF-SA	W-L GltDr.	Attend.
1	10/08/2010	@ DETROIT	L	00-01-00	0-4		93	0-1	6-6	21-43	35 / 1	20066+
2	10/09/2010	@ NASHVILLE	L	00-02-00	1-4	11	26	0-3	6-7	37-49	35 / 1	17113+
3	10/11/2010	@ ST. LOUIS	L	00-03-00	1-5	11P	10	1-4	8-9	14-53	41 / 1	19150+
4	10/13/2010	VANCOUVER	W	01-03-00	4-3	15P,8P,10,9	9	2-5	1-3	32-39	1 / 1	17174+
5	10/15/2010	ATLANTA	O**	01-03-01	4-5	10P,32,8P,15P	34	3-7	1-4	41-33	50 / 1	13123
6	10/17/2010	PHOENIX	W	02-03-01	3-2	54,32,10	10	0-3	2-2	35-38	1 / 1	13574
7	10/20/2010	@ COLUMBUS	L	02-04-01	1-3	8	61	0-5	3-3	32-22	1 / 1	9802
8	10/21/2010	@ PHILADELPHIA	W	03-04-01	3-2	17,33,15	15	0-4	5-5	22-42	31 / 35	19012
9	10/23/2010	@ DETROIT	L	03-05-01	4-5	9,20,26,8	13	0-1	2-3	25-41	35 / 31	19401
10	10/26/2010	@ DALLAS	W	04-05-01	5-2	9,9,16,8P,10	16	1-3	4-5	26-37	1 / 32	12378
11	10/29/2010	NEW JERSEY	L	04-06-01	1-2	33P	26	1-3	4-4	28-27	30 / 1	14724
12	10/30/2010	@ SAN JOSE	L	04-07-01	2-5	15P,10P	15	2-3	4-6	24-41	30 / 31	17562+
13	11/03/2010	TAMPA BAY	W*	05-07-01	3-2	8P,5,11,5	15	1-5	3-4	30-34	1 / 38	13034
14	11/05/2010	PITTSBURGH	W	06-07-01	3-2	9,15,11	11	0-2	3-4	19-32	1 / 29	17174+
15	11/07/2010	NASHVILLE	W	07-07-01	5-4	8,11,17,11P,23	22	1-3	4-4	37-24	1 / 39	13520
16	11/09/2010	@ SAN JOSE	W*	08-07-01	3-2	33,10,17	17	0-2	4-4	20-41	1 / 30	17562+
17	11/10/2010	NY ISLANDERS	W	09-07-01	1-0	11	11	0-2	6-6	14-27	31 / 35	14393
18	11/12/2010	DALLAS	W	10-07-01	4-2	11,15,9P,9	9	1-3	2-2	37-29	1 / 32	13831
19	11/14/2010	@ CHICAGO	O*	10-07-02	2-3	10,10	25	0-2	2-4	26-43	50 / 1	21244+
20	11/16/2010	@ DALLAS	L	10-08-02	1-2	10P	91	1-6	4-5	27-26	32 / 1	13443
21	11/17/2010	@ MINNESOTA	O*	10-08-03	1-2	8P	20	1-1	1-1	28-27	32 / 31	16890
22	11/19/2010	COLUMBUS	L	10-09-03	3-4	11P,9S,10	22	1-4	3-3	50-29	1 / 1	13667
23	11/21/2010	EDMONTON	L	10-10-03	2-4	9P,11	83	1-5	2-3	40-25	40 / 1	14267
24	11/26/2010	CHICAGO	L	10-11-03	1-4	42P	10	1-5	2-2	27-34	50 / 1	16146
25	11/27/2010	@ PHOENIX	W	11-11-03	6-4	33,9,9,64,10,9	10	0-3	5-6	25-34	1 / 30	12708
26	11/29/2010	LOS ANGELES	W	12-11-03	2-0	4P,33	4	1-2	3-3	19-27	1 / 32	17174+
27	12/01/2010	FLORIDA	W	13-11-03	5-3	16,15,16,10,9	10	0-1	0-2	29-32	1 / 29	12504
28	12/03/2010	DETROIT	L	13-12-03	0-4		93	0-3	1-1	41-29	35 / 1	15173
29	12/05/2010	PHOENIX	L	13-13-03	0-3		14	0-3	5-6	26-39	30 / 1	14062
30	12/07/2010	@ EDMONTON	W**	14-13-03	3-2	11,8	4	0-3	2-3	32-36	1 / 35	16839+
31	12/08/2010	@ VANCOUVER	O**	14-13-04	4-5	10P,19,8P,4	10	2-4	5-7	20-40	1 / 1	18860+
32	12/10/2010	CALGARY	W**	15-13-04	3-2	17,42	10	0-5	5-6	25-39	1 / 35	13775
33	12/12/2010	MINNESOTA	W	16-13-04	6-2	10,15,15P,10S,9,10P	15	2-6	3-4	36-22	1 / 32	14338
34	12/15/2010	@ WASHINGTON	W*	17-13-04	2-1	19P,15	15	1-2	2-2	24-32	1 / 1	18398+
35	12/16/2010	@ NY ISLANDERS	L	17-14-04	2-3	19P,33	26	1-5	2-3	32-29	39 / 31	7659
36	12/18/2010	@ CAROLINA	L	17-15-04	2-4	15,15P	12	1-7	1-3	45-32	30 / 1	16603
37	12/20/2010	@ BOSTON	W	18-15-04	3-0	64,17,10S	64	0-1	2-2	25-45	1 / 30	17565+
38	12/21/2010	@ BUFFALO	L	18-16-04	2-5	10P,10P	63	2-4	3-5	23-42	30 / 31	18690+
39	12/26/2010	@ LOS ANGELES	L	18-17-04	1-4	39	11	0-2	3-4	19-30	45 / 1	18313+
40	12/28/2010	@ PHOENIX	W	19-17-04	3-1	5,19,10	19	0-3	5-6	24-32	1 / 30	14032
41	12/31/2010	PHILADELPHIA	W	20-17-04	5-2	33,17,33P,9,17	33	1-2	2-2	27-37	1 / 35	17103
42	01/02/2011	CHICAGO	W	21-17-04	2-1	3,10	10	0-3	2-2	18-40	1 / 50	16004
43	01/05/2011	NASHVILLE	L	21-18-04	1-4	11	27	0-4	2-2	41-24	35 / 1	12216
44	01/07/2011	COLUMBUS	W	22-18-04	6-0	8P,8P,39,9,9P,64S	8	3-4	3-3	29-27	1 / 1	12815
45	01/09/2011	SAN JOSE	W	23-18-04	1-0	9	9	0-2	3-3	28-37	1 / 31	16172
46	01/12/2011	ST. LOUIS	W	24-18-04	7-4	9P,33,9,9,10,17P,64P	10	3-4	4-5	24-34	1 / 29	12499
47	01/15/2011	@ PHOENIX	L	24-19-04	2-6	39,10P	14	1-3	5-5	28-34	30 / 1	10951
48	01/16/2011	EDMONTON	W	25-19-04	3-2	5P,8,8P	8	2-5	5-5	28-28	31 / 35	15764
49	01/18/2011	@ OTTAWA	W**	26-19-04	2-1	10	9	0-0	2-2	27-40	1 / 30	19515+
50	01/20/2011	@ TORONTO	L	26-20-04	2-5	42,64	42	0-2	2-2	28-37	35 / 1	19399+
51	01/22/2011	@ MONTREAL	W**	27-20-04	4-3	4P,9,10P	9	2-4	4-6	26-40	1 / 31	21273+
52	01/25/2011	@ COLUMBUS	W	28-20-04	3-2	8P,4P,33	33	2-3	3-5	22-37	1 / 1	11700
53	02/02/2011	SAN JOSE	L	28-21-04	3-4	19,4P,9	29	1-5	1-2	30-28	31 / 31	14486
54	02/05/2011	@ COLORADO	W	29-21-04	3-0	10P,10,10	10	1-6	3-3	29-25	31 / 31	16785
55	02/09/2011	@ VANCOUVER	W	30-21-04	4-3	33,64,9,9	9	0-2	0-1	24-38	31 / 35	18860+
56	02/11/2011	@ CALGARY	W*	31-21-04	5-4	11,11,64S,8P,4	4	1-1	3-3	30-25	31 / 34	19289+
57	02/13/2011	@ EDMONTON	W	32-21-04	4-0	8,64,9,9	8	0-4	2-2	22-12	1 / 40	16839+
58	02/16/2011	WASHINGTON	L	32-22-04	6-7	15P,8,32,10S,17,9	28	1-2	2-2	21-31	30 / 31	15579
59	02/18/2011	@ MINNESOTA	L	32-23-04	1-5	10	7	0-5	2-4	30-26	32 / 31	18967+
60	02/19/2011	@ ST. LOUIS	L	32-24-04	3-9	37,8,15	10	0-4	2-5	25-23	30 / 31	19150+
61	02/23/2011	LOS ANGELES	L	32-25-04	2-3	8,10	33	0-1	0-0	27-18	32 / 31	17174+
62	02/25/2011	MINNESOTA	O*	32-25-05	2-3	9,23	96	0-5	4-4	48-31	60 / 38	13617
63	02/27/2011	COLORADO	W	33-25-05	3-2	15,22,64P	64	1-5	1-1	32-24	38 / 31	14510
64	03/02/2011	DETROIT	W*	34-25-05	2-1	33,9	9	0-4	8-9	28-29	38 / 35	15098
65	03/04/2011	DALLAS	W*	35-25-05	4-3	17,17P,8,17P	17	2-3	2-3	29-26	38 / 32	12883
66	03/06/2011	VANCOUVER	L	35-26-05	0-3		27	0-4	2-3	26-16	35 / 38	16356
67	03/09/2011	NY RANGERS	W	36-26-05	5-2	10,17,17,9,10	17	0-3	2-3	33-32	38 / 30	14251
68	03/11/2011	@ COLORADO	W	37-26-05	6-2	11,15P,10,42,9,10	10	1-4	4-4	33-26	38 / 30	16244
69	03/13/2011	PHOENIX	L	37-27-05	2-5	10,10P	28	1-5	2-2	38-31	30 / 38	14326
70	03/16/2011	ST. LOUIS	W	38-27-05	2-1	33,33	33	0-3	1-2	24-31	29 / 41	12604
71	03/19/2011	@ LOS ANGELES	W*	39-27-05	2-1	64,10	10	0-3	6-6	25-32	29 / 32	18118+
72	03/20/2011	CALGARY	W*	40-27-05	5-4	15,10P,23,8P,10	10	2-3	3-4	33-41	38 / 35	15177
73	03/23/2011	@ DALLAS	W*	41-27-05	4-3	17P,10,8,4	4	1-4	2-3	26-26	29 / 32	16021
74	03/24/2011	@ NASHVILLE	L	41-28-05	4-5	10,8P,8P,10	11	2-6	3-3	38-28	35 / 38	17113+
75	03/26/2011	@ CHICAGO	W	42-28-05	2-1	10,10	10	0-2	2-2	25-28	29 / 50	22115+
76	03/28/2011	COLORADO	W	43-28-05	5-4	8,33,8,4P,8P	8	2-4	1-2	42-35	29 / 30	14336
77	03/30/2011	@ CALGARY	W	44-28-05	4-2	9P,10P,17,10	17	2-6	6-7	22-25	34 / 34	19289+
78	04/02/2011	@ SAN JOSE	L	44-29-05	2-4	9,17P	16	1-4	0-1	22-33	31 / 29	17562+
79	04/03/2011	DALLAS	L	44-30-05	3-4	15,17,10S	63	0-3	5-6	27-31	32 / 29	16424
80	04/06/2011	SAN JOSE	W	45-30-05	6-2	10,4P,10,10P,8P,33P	10	4-6	4-4	34-38	29 / 30	15649
81	04/08/2011	LOS ANGELES	W	46-30-05	2-1	8,8	8	0-2	3-3	28-24	38 / 32	17587+
82	04/09/2011	@ LOS ANGELES	W	47-30-05	3-1	64,11P,23P	11	2-4	6-7	20-44	38 / 32	18203+

(* = OVERTIME, ** = SHOOTOUT, + = SELOUT)

2009-10 ANAHEIM DUCKS



FRONT ROW (L-R): Jonas Hiller, Executive Vice President/COO Tim Ryan, Senior Vice President of Hockey Operations David McNab, Executive Vice President/General Manager Bob Murray, Owner Henry Samueli, Saku Koivu, Scott Niedermayer, Ryan Getzlaf, Owner Susan Samueli, CEO Michael Schulman, Head Coach Randy Carlyle, Senior Vice President/CMO Bob Wagner, Curtis McElhinney **SECOND ROW:** Assistant Coach Newell Brown, Assistant Coach Dave Farrish, Vice President of Human Resources Jay Scott, Vice President of Operations Kevin Starkey, Lubomir Visnovsky, Teemu Selanne, Todd Marchant, Jason Blake, Vice President of Finance Doug Heller, Anaheim Arena Management Vice President of Finance Angela Wergechik, Goaltending Consultant Pete Peeters, Video Coordinator Joe Trotta **THIRD ROW:** Assistant Equipment Manager Chris Aldrich, Equipment Manager Doug Shearer, James Wisniewski, Sheldon Brookbank, Aaron Ward, Bobby Ryan, Matt Beleskey, Mike Brown, Dan Sexton, Strength & Conditioning Coach Sean Skahan, Head Athletic Trainer Tim Clark, Assistant Athletic Trainer Meaghan Beaudoin **BACK ROW:** Equipment Assistant Chris Kincaid, Steve Eminger, Ryan Carter, Troy Bodie, George Parros, Corey Perry, Kyle Chipchura, Joffrey Lupul, Brett Festerling, Massage Therapist James Partida.

THESEASON:

The Ducks finished the season with a 39-32-11 record for 89 points (11th in Western Conference)...the club went 23-14-4 for 60 points in the second half of the season (41 games), which equaled the eighth-best record in the league...Anaheim also finished with points in eight of the last nine games (5-1-3) and went 9-3-3 over the last 15 contests...the Ducks concluded the 2009-10 season with a 6-0-2 record in the last eight games at Honda Center and were 17-3-3 in the last 23 contests at home.

BY THE NUMBERS:

Right wing **Corey Perry** led the club in scoring with a career-high 27-49-76 points and was the only player to appear in all 82 regular season games for Anaheim...center **Ryan Getzlaf** led the team in assists (50) despite missing 16 games due to injury...defenseman **Scott Niedermayer**, who ranked tied for 11th in league defenseman scoring, led all Anaheim players in ice time (28:30) and paced all team blueliners in assists and points (10-38-48)...right wing **Bobby Ryan** had a career-high 35 goals in 81 games, leading the team in goals and ranking second in the NHL (behind only New Jersey's Zach Parise) among U.S.-born players...right wing **Teemu Selanne** finished the season ranked tied for third in the NHL in power play goals (14) and tied for eighth in goals-per game (.50), his highest mark since 2006-07 (.59)...with 27 goals on the year (27-21-48), 2009-10 marked Selanne's 14th season with 25 goals or more...Selanne had six goals in his last five games (6-2-8), 8-9-17 points in his last 13 and 9-12-21 points in his final 18 contests...center **Saku Koivu** earned 4-7-11 points with a +6 rating in his last five games...he also had 7-11-18 points in his last 13 and 8-12-20 in 19...Koivu, who scored the game-tying goal in two of his last three games (and the shootout winner on Apr. 3 at Los Angeles), ranked tied for 10th in the NHL in game-winning goals (6)...Koivu also eclipsed the 50-point mark for seventh consecutive season in 2009-10 (19-33-52)...defenseman **Lubomir Visnovsky** ranked tied for fourth in goals among NHL defensemen (with San Jose's Dan Boyle)...his five goals after his acquisition by Anaheim on Mar. 3 (did not play until Mar. 6) co-led all NHL defensemen (with Washington's Mike Green and Los Angeles' Drew Doughty).

TAKING THE REINS:

The Ducks were 23-13-4 in their last 40 games dating back to Jan. 5, which equaled the eighth-best record in the NHL...that stretch began with Jonas Hiller starting 31 of the final 40 games, including 19 straight from Jan. 5-Mar. 24...prior to that, Hiller started 26 of the first 42 games of the season, alternating starts with J.S. Giguere (the Ducks were 16-19-7 at that point of the season)...Hiller himself was 18-11-1 (2.58 GAA, .923 SV%) in his last 32 games from Jan. 5 to the end of the season.

606:

After reaching the historic 600-goal plateau on Mar. 21 vs. Colorado and matching childhood idol and long-time friend Jari Kurri with 601 on Mar. 31 at Colorado, right wing **Teemu Selanne** scored two goals on Apr. 2 vs. Vancouver to grab sole possession of 17th place in all-time goals with his 602nd and 603rd goals...finishing the season with 606 career goals, Selanne became one of only 18 players in NHL history to score 600 goals and one of only three Europeans, following Jaromir Jagr (CZE) and Kurri (FIN).

RECORD STREAK:

The Ducks had a franchise-record 11-game home winning streak from Dec. 8-Feb. 10...the 11-game winning streak at Honda Center was the second-longest in the NHL in 2009-10, behind only Washington's 14-game streak at Verizon Center.

2010 OLYMPICS:

Anaheim Ducks players combined for seven medals at the 2010 Olympic Winter Games, the most in the NHL (San Jose was second with five)...the seven medals also tied the most ever by an NHL team...the only other NHL teams to have as many as seven medal winners were the 1998 Pittsburgh Penguins and the 2002 Detroit Red Wings...Anaheim Ducks players combined for three gold (**Scott Niedermayer**, **Ryan Getzlaf**, **Corey Perry** for Canada), two silver (**Bobby Ryan**, **Ryan Whitney** for USA), and two bronze medals (**Saku Koivu** and **Teemu Selanne** for Finland) in Vancouver.

2009-10 GAME-BY-GAME

#	Date	Team	W-L-OT	Record	GF-GA	Scorers	W Goal	PP	PK	SF-SA	W-L GltDr.	Attend.
1	10/03/2009	SAN JOSE	L	00-01-00	1-4	19P	12	1-7	5-6	25-37	20 / 1	17281+
2	10/06/2009	@ MINNESOTA	O*	00-01-01	3-4	14,24,11P	15	1-2	2-5	19-32	32 / 35	18256+
3	10/08/2009	@ BOSTON	W	01-01-01	6-1	8P,8P10,24,9,10S	8	2-2	6-6	30-34	1 / 30	16158
4	10/10/2009	@ PHILADELPHIA	W**	02-01-01	3-2	8,8	8	0-4	5-7	33-35	1 / 29	19603+
5	10/11/2009	@ NY RANGERS	L	02-02-01	0-3		26	0-4	3-5	18-38	0 / 35	18200+
6	10/14/2009	MINNESOTA	W	03-02-01	3-2	10,10,20	20	0-4	4-4	35-34	1 / 32	15111
7	10/17/2009	ST. LOUIS	L	03-03-01	0-5		21	0-5	4-6	26-32	29 / 1	14902
8	10/21/2009	DALLAS	L	03-04-01	2-4	15,14	6	0-1	2-3	26-38	35 / 1	14503
9	10/24/2009	COLUMBUS	L	03-05-01	4-6	14,27P,14,8P	51	2-2	2-2	36-37	1 / 35	14468
10	10/26/2009	TORONTO	L	03-06-01	3-6	17,9P,10	22	1-3	5-10	28-39	50 / 1	14291
11	10/30/2009	VANCOUVER	W	04-06-01	7-2	10,16,13S,10P,9P,9,14	13	2-2	3-4	34-38	1 / 30	14756
12	10/31/2009	@ PHOENIX	O**	04-06-02	2-3	10P,8	17	1-7	1-2	34-32	30 / 1	6495
13	11/03/2009	PITTSBURGH	L	04-07-02	3-4	10,10,11	9	0-2	6-6	29-27	29 / 1	16128
14	11/05/2009	NASHVILLE	W	05-07-02	4-0	8P,8,22,9	8	1-5	5-5	31-40	1 / 35	14298
15	11/07/2009	PHOENIX	W	06-07-02	4-3	8P,9,10,13	13	1-6	1-2	26-30	1 / 30	15269
16	11/11/2009	@ NEW JERSEY	L	06-08-02	1-3	10	23	0-6	3-3	32-25	30 / 1	14123
17	11/13/2009	@ COLUMBUS	O**	06-08-03	2-3	9,22	20	0-5	3-4	34-29	32 / 35	15577
18	11/14/2009	@ DETROIT	L	06-09-03	4-7	10,9P,14,15P	40	2-4	3-6	23-37	35 / 1	20066+
19	11/16/2009	@ PITTSBURGH	L	06-10-03	2-5	22S,8	11	0-3	6-7	25-26	29 / 35	17052+
20	11/19/2009	TAMPA BAY	W*	07-10-03	4-3	8,15P,9P,27P	27	3-7	3-4	27-24	1 / 41	14555
21	11/21/2009	SAN JOSE	L	07-11-03	2-3	34P,19P	19	2-4	2-3	30-36	20 / 1	15066
22	11/23/2009	CALGARY	W**	08-11-03	3-2	9,15	8	0-3	4-4	31-43	35 / 34	15348
23	11/25/2009	CAROLINA	W	09-11-03	3-2	27P,17,8	8	1-2	3-3	33-30	35 / 34	14766
24	11/27/2009	CHICAGO	W	10-11-03	3-0	8P,8P,4P	8	3-5	4-4	34-28	35 / 39	15068
25	11/29/2009	PHOENIX	O*	10-11-04	2-3	15P,9	19	1-3	4-4	28-26	30 / 35	13023
26	12/01/2009	LOS ANGELES	L	10-12-04	3-4	10,19P,22	15	1-4	4-5	30-42	32 / 1	14231
27	12/03/2009	@ DALLAS	L	10-13-04	1-3	11	29	0-2	3-3	27-37	35 / 35	16217
28	12/04/2009	@ MINNESOTA	O**	10-13-05	4-5	14,9P,14,9	48	1-3	2-3	22-29	32 / 1	18265+
29	12/06/2009	OTTAWA	O**	10-13-06	3-4	15,14,10	11	0-3	4-5	36-29	30 / 35	14946
30	12/08/2009	DALLAS	W*	11-13-06	4-3	14,42,42,41	11	0-1	3-4	42-22	35 / 35	13861
31	12/11/2009	@ DETROIT	O*	11-13-07	2-3	11,42	44	0-4	8-10	27-31	35 / 35	20066+
32	12/12/2009	@ COLUMBUS	W	12-13-07	3-1	42,9,10P	9	1-2	4-4	25-36	1 / 1	14461
33	12/16/2009	@ VANCOUVER	W	13-13-07	3-2	9,15,11P	11	1-4	5-5	34-30	1 / 1	18810+
34	12/17/2009	@ SAN JOSE	L	13-14-07	1-4	15P	12	1-4	4-5	21-37	20 / 35	17562+
35	12/19/2009	PHOENIX	W	14-14-07	4-2	13,28,15P,9P	15	2-7	4-4	34-41	1 / 30	15107
36	12/22/2009	@ COLORADO	W	15-14-07	4-2	27,42,15,22	15	0-3	3-3	43-17	1 / 41	12171
37	12/23/2009	@ PHOENIX	L	15-15-07	0-4		8	0-4	1-2	21-32	30 / 1	10030
38	12/26/2009	@ SAN JOSE	L	15-16-07	2-5	28,9	15	0-4	0-2	32-25	20 / 35	17562+
39	12/29/2009	MINNESOTA	W	16-16-07	4-2	9,42,9P,22S	9	1-3	3-4	32-31	1 / 37	16960
40	12/31/2009	@ DALLAS	L	16-17-07	3-5	11,13,11	21	0-2	3-4	34-42	35 / 1	18532+
41	01/02/2010	@ NASHVILLE	L	16-18-07	1-3	13	19	0-2	2-2	26-36	35 / 1	16654
42	01/03/2010	@ CHICAGO	L	16-19-07	2-5	17,17	81	0-2	2-3	24-28	31 / 35	21662+
43	01/05/2010	DETROIT	W	17-19-07	4-1	11S,39,10,28	39	0-4	4-4	35-39	1 / 35	15531
44	01/07/2010	ST. LOUIS	W	18-19-07	4-2	34,9,32,22	39	0-4	3-3	29-22	1 / 50	14248
45	01/09/2010	@ NASHVILLE	W	19-19-07	3-2	8,39,15	15	0-1	0-1	21-27	1 / 35	17113+
46	01/10/2010	@ CHICAGO	W	20-19-07	3-1	10P,11,8	11	1-3	3-4	12-43	1 / 31	21708+
47	01/13/2010	BOSTON	W	21-19-07	4-3	42P,39,15,7	7	1-4	2-2	32-30	1 / 40	14957
48	01/14/2010	@ LOS ANGELES	L	21-20-07	0-4		26	0-5	6-6	22-27	32 / 1	18118+
49	01/17/2010	CALGARY	W	22-20-07	5-4	42P,24,50,10,9	9	1-3	3-3	26-37	1 / 31	16153
50	01/19/2010	BUFFALO	W	23-20-07	5-4	15,24,13,9P,50	50	1-3	3-4	30-45	1 / 30	15570
51	01/21/2010	@ SAN JOSE	L	23-21-07	1-3	39	4	0-5	5-6	27-25	20 / 1	17562+
52	01/23/2010	@ ST. LOUIS	W**	24-21-07	4-3	27,9,9	34	0-3	1-1	37-21	1 / 50	19150+
53	01/26/2010	@ ATLANTA	L	24-22-07	1-2	7	61	0-4	3-4	35-34	1 / 1	12984
54	01/27/2010	@ WASHINGTON	L	24-23-07	1-5	42	26	0-2	4-5	31-49	30 / 35	18277+
55	01/29/2010	@ TAMPA BAY	W**	25-23-07	2-1	34P	34	1-2	2-2	32-31	1 / 30	15230
56	02/01/2010	@ FLORIDA	W	26-23-07	3-0	15,8P,10	15	1-3	4-4	25-33	1 / 29	10843
57	02/03/2010	DETROIT	W	27-23-07	3-1	19,28,9	28	0-2	2-3	30-47	1 / 35	15180
58	02/04/2010	@ LOS ANGELES	L	27-24-07	4-6	33,50,39,20	23	0-1	0-2	22-31	32 / 1	18118+
59	02/08/2010	LOS ANGELES	W	28-24-07	4-2	8P,15,11P,10	11	2-4	4-4	33-37	1 / 32	16033
60	02/10/2010	EDMONTON	W	29-24-07	3-2	9,9P,22	22	1-7	4-4	30-39	1 / 38	14766
61	02/13/2010	@ CALGARY	L	29-25-07	1-3	50	12	0-2	2-2	27-38	34 / 1	19289+
62	02/14/2010	@ EDMONTON	W	30-25-07	7-3	11,10,27P,15P,16,15P,9P	15	4-11	4-5	46-29	1 / 38	16839+
63	03/03/2010	COLORADO	L	30-26-07	3-4	33P,8,27P	39	2-6	3-6	34-25	41 / 1	14840
64	03/06/2010	@ PHOENIX	L	30-27-07	0-4		16	0-7	3-4	32-30	30 / 1	14965
65	03/07/2010	MONTREAL	O**	30-27-08	3-4	10,17P,27	14	1-1	3-3	32-43	41 / 1	15883
66	03/09/2010	COLUMBUS	L	30-28-08	2-5	17,15	51	0-7	3-6	38-29	32 / 1	13700
67	03/12/2010	NASHVILLE	L	30-29-08	0-1		6	0-2	3-4	31-28	35 / 1	15077
68	03/14/2010	SAN JOSE	W	31-29-08	4-2	10,8,17,9	17	0-6	4-4	33-33	1 / 20	16317
69	03/17/2010	CHICAGO	W	32-29-08	4-2	9,22S,11,9	11	0-2	3-3	36-41	1 / 50	15243
70	03/19/2010	NY ISLANDERS	W*	33-29-08	5-4	39,17,33P,17,11	11	1-2	1-3	39-31	31 / 43	14665
71	03/21/2010	COLORADO	W	34-29-08	5-2	33P,39P,8P,50S,15P	8	3-6	3-3	33-28	1 / 41	15528
72	03/23/2010	@ CALGARY	L	34-30-08	1-3		27	0-0	1-2	23-28	34 / 1	19289+
73	03/24/2010	@ VANCOUVER	L	34-31-08	1-4	11	22	0-4	1-2	31-30	30 / 1	18810+
74	03/26/2010	@ EDMONTON	W	35-31-08	3-2	16,10P,10P	10	2-4	6-7	40-36	31 / 38	16839+
75	03/29/2010	DALLAS	W	36-31-08	3-1	63P,10,28	10	1-5	2-2	46-31	31 / 32	15070
76	03/31/2010	@ COLORADO	W	37-31-08	5-2	7,11,27,8,33	27	0-1	2-3	27-29	31 / 41	13862
77	04/02/2010	VANCOUVER	O**	37-31-09	4-5	11,8P,8P,11P	38	3-8	4-4	34-40	30 / 31	16534
78	04/03/2010	@ LOS ANGELES	W**	38-31-09	2-1	11P	11	1-2	3-4	33-29	31 / 32	18118+
79	04/06/2010	LOS ANGELES	O**	38-31-10	4-5	33P,8,9,8P	11	2-3	2-3	21-40	31 / 31	16278
80	04/08/2010	@ DALLAS	O**	38-31-11	2-3	9,9P	9	1-4	3-3	19-51	35 / 1	18009
81	04/09/2010	@ ST. LOUIS	L	38-32-11	3-6	39,9,39	18	0-2	2-4	26-48	50 / 31	19150+
82	04/11/2010	EDMONTON	W	39-32-11	7-2	20,7,39,8P,20,16,28S	39	1-3	2-2	45-31	1 / 38	16392

(* = OVERTIME, ** = SHOOTOUT, + = SELLOUT)

2008-09 ANAHEIM DUCKS



FRONT ROW (L-R): Jean-Sebastien Giguere, Executive Vice President/COO Tim Ryan, Senior Vice President of Hockey Operations David McNab, Executive Vice President & General Manager Bob Murray, Chris Pronger, Scott Niedermayer, Ryan Getzlaf, CEO Michael Schulman, Head Coach Randy Carlyle, Senior Vice President/CMO Bob Wagner, Jonas Hiller SECOND ROW: Assistant Coach Newell Brown, Assistant Coach Dave Farris, Vice President of Human Resources Kim Kutcher, Vice President of Operations Kevin Starkey, Teemu Selanne, Rob Niedermayer, Bret Hedican, Todd Marchant, Vice President of Finance Doug Heller, Anaheim Arena Management Vice President of Finance Angela Wergechik, Goaltending Consultant Francois Allaire, Video Coordinator Joe Trotta THIRD ROW: Assistant Equipment Manager John Alloway, Equipment Manager Doug Shearer, Andrew Ebbett, James Wisniewski, Francois Beauchemin, Bobby Ryan, Ryan Carter, Mike Brown, Strength & Conditioning Coach Sean Skahan, Head Athletic Trainer Tim Clark, Assistant Athletic Trainer Meaghan Beaudoin BACK ROW: Equipment Assistant Chris Kincaid, Petteri Nokelainen, Sheldon Brookbank, Ryan Whitney, George Parros, Corey Perry, Brendan Mikkelson, Erik Christensen, Brad Larsen, Massage Therapist James Partida.

POSTSEASON NOTES IN PLAYOFF SECTION

THE SEASON:

The Ducks finished the 2008-09 regular season with a record of 42-33-7 for 91 points, ranking second in the Pacific Division and eighth in the Western Conference. Anaheim went 20-18-3 at home and 22-15-4 on the road in the regular season. The Ducks qualified for the playoffs for the fourth consecutive year and seventh time in club history (1997, 1999, 2003, 2006-2009).

THE STANDINGS CLIMB:

After 69 games, the Ducks were 32-31-6, 12th in the Western Conference standings (13th by winning percentage). Anaheim rallied to make the playoffs by posting the best record in the NHL (by points and winning percentage) over the last 13 games, going 10-2-1 (21 points, .808 win%). The Ducks joined only the 1996-97 Ottawa Senators and 2006-07 New York Rangers as teams to rally from as low as 12th place to make the playoffs with 13 games-or-less remaining in the season...the 1996-97 Senators were 12th through 69 games and finished seventh, while the 2006-07 Rangers were 12th through 72 games and finished sixth.

STRONG FINISH:

The Ducks finished the 2008-09 regular season winning five of the last seven games (5-1-1), 10 of 13 games (10-2-1) and were 11-3-1 in the last 15 overall...the Ducks scored at least one power play goal in eight of the last nine games (13-for-35, 37.1%) and went 20-for-48 (41.7%) over the final 13...in the last five contests, the Ducks were 9-for-16 on the power play for a 56.3% success rate...in addition, the club recorded 65 goals over the last 13 games (4.2 per game), scoring at least five goals in five of those contests.

ROAD SUCCESS:

Anaheim finished the 2008-09 regular season by recording points in a team-record nine consecutive road games (7-0-2; 16 points), besting the previous mark of eight games set earlier in the year (7-0-1; Oct. 21-Nov. 30). The Ducks won six straight road games before losing in a shootout in the season finale on Apr. 11 at Phoenix, falling just one win shy of tying a club-record seven-game road winning streak from Nov. 28-Dec. 13, 2006...with a 22-15-4 road record, the Ducks tied a franchise record for most road wins in a single season (22-14-5, 2006-07).

LEADING THE WAY:

Center **Ryan Getzlaf** concluded the 2008-09 campaign ranked tied

for third among NHL leaders in assists, tied for sixth in scoring (25-66-91) and tied for fourth in power play assists (28)...in addition to leading the club in assists and scoring, Getzlaf broke the Ducks single-season assist record (previously Kariya, 62) on his third helper of the night as part of a four-assist effort on Apr. 4 at San Jose...with two assists (0-2-2) on Apr. 2 at Vancouver, he set a single-season career high in assists (60), one game after establishing a personal best for points in a season on Mar. 31 at Edmonton (83).

HILLER STRONG IN NET:

Goaltender **Jonas Hiller** concluded the regular season ranked tied for seventh among NHL goaltenders in GAA (2.39) and tied for sixth in SV% (.919)...over his last 12 games, Hiller went 8-2-0 with a 2.44 GAA and .919 SV%, stopping 319-of-347 shots...prior to a 3-2 loss to San Jose on Apr. 5 at Honda Center, Hiller won seven consecutive decisions to tie Guy Hebert for the longest winning streak in franchise history (Hebert won seven straight games from Feb. 25-Mar. 22, 1995).

THE CAPTAIN LEADS THE WAY, AGAIN:

Scott Niedermayer concluded the regular season ranked second among all defensemen in scoring starting Jan. 1 (9-31-40, Mike Green of WSH had 23-27-50 points)...for the season, he ranked tied for third in the NHL in scoring and assists among defensemen...Niedermayer became Anaheim's all-time goal scorer among defensemen by surpassing Oleg Tverdokvsky with his 46th goal as a Duck on Mar. 8 vs. Minnesota...Niedermayer recorded his third three-point night of the season (1-2-3) on Mar. 31 at EDM, tying a single-game career high.

MOVING ON UP:

Right wing **Teemu Selanne** scored his 1,200th career NHL point with his overtime goal on Mar. 18 vs. Nashville...Selanne became the 45th player in NHL history to reach the milestone and only the sixth player born outside North America to reach the mark, joining Jaromir Jagr, Stan Mikita, Jari Kurri, Mats Sundin and Paul Stastny...he became the franchise's all-time games played leader with his 617th game as a Duck on Jan. 31 at Colorado...with his appearance that afternoon at Pepsi Center, Selanne surpassed former teammate Steve Rucchin for sole possession of first in all-time Ducks appearances.

2008-09 GAME-BY-GAME

Date	Team	W/L/OT	Record	GF-GA	Scorers	W Goal	PP	PK	SF-SA	W - L Gldtr	Attend.
10/9/2008	@ SAN JOSE	L	00-01-00	1-4	44	14	0-2	5-7	29-41	20 - 35	17496
10/12/2008	PHOENIX	L	00-02-00	2-4	20	91	0-4	4-5	35-24	30 - 35	17774+
10/14/2008	@ LOS ANGELES	L	00-03-00	3-6	17,22,8	25	0-5	6-9	26-23	35 - 35	14451
10/15/2008	EDMONTON	L	00-04-00	2-3	40,44	71	0-2	3-4	35-28	32 - 1	16604
10/17/2008	SAN JOSE	W	01-04-00	4-0	23,32,25P,26	23	1-7	7-7	20-38	35 - 20	17174+
10/19/2008	CAROLINA	L	01-05-00	1-3	23	17	0-4	4-4	33-24	49 - 35	16847
10/21/2008	@ TORONTO	W**	02-05-00	3-2	23,16,8X	8	0-1	4-4	21-38	35 - 31	19222
10/24/2008	@ OTTAWA	W	03-05-00	4-3	17,22,26,15P	15	1-3	5-7	32-30	1 - 31	19762
10/25/2008	@ MONTREAL	W	04-05-00	6-4	40,15,10P,14,32S,8P	32	2-3	5-6	25-51	35 - 31	21273
10/27/2008	@ COLUMBUS	W	05-05-00	3-2	15,10,8P	8	1-5	6-6	24-32	35 - 30	10494
10/29/2008	DETROIT	W*	06-05-00	5-4	8P,8P,8P,17,23	23	3-8	5-7	34-38	35 - 30	17174+
10/31/2008	VANCOUVER	O**	06-05-01	6-7	27P,8P,5,25,8P,10	2	3-9	3-5	37-29	1 - 1	16704
11/2/2008	CALGARY	W	07-05-01	3-2	15,25,20	20	0-1	5-6	37-36	35 - 34	16965
11/4/2008	@ LOS ANGELES	W*	08-05-01	1-0	25	25	0-4	6-6	27-35	35 - 31	14327
11/5/2008	ST. LOUIS	W	09-05-01	5-2	44,8P,10,15,15	10	1-1	4-5	27-32	1 - 50	16144
11/7/2008	DALLAS	L	09-06-01	2-5	7,27P	37	1-5	3-5	30-35	35 - 35	17048
11/9/2008	FLORIDA	L	09-07-01	1-3	10	10	0-4	3-4	45-26	31 - 35	16951
11/14/2008	NASHVILLE	O*	09-07-02	3-4	7,14P,15P	2	2-4	3-5	35-35	39 - 35	16485
11/16/2008	LOS ANGELES	W	10-07-02	2-0	10,3	10	0-3	5-5	26-29	1 - 31	17174+
11/19/2008	WASHINGTON	L	10-08-02	4-6	54,15,54,8P	10	1-5	5-8	32-33	60 - 35	16076
11/21/2008	@ ST. LOUIS	O*	10-08-03	2-3	14,27P	12	1-5	3-5	28-28	34 - 35	19150
11/22/2008	@ DALLAS	W**	11-08-03	2-1	10P,15X	15	1-4	7-7	24-32	1 - 35	17734
11/24/2008	COLORADO	W	12-08-03	4-1	8P,14,25,8P	14	2-3	4-4	24-30	35 - 31	16632
11/28/2008	CHICAGO	W	13-08-03	1-0	15	15	0-1	2-2	21-26	1 - 38	16994
11/30/2008	@ CAROLINA	W	14-08-03	4-1	15,8P,44,44	8	1-4	4-4	27-37	1 - 49	14191
12/1/2008	@ DETROIT	L	14-09-03	1-2	14	81	0-2	4-4	16-47	30 - 1	18862
12/3/2008	@ CHICAGO	L	14-10-03	2-4	8P,25	19	1-3	4-5	32-41	38 - 1	21574
12/7/2008	COLUMBUS	W	15-10-03	5-3	15,20,15,54,44	54	0-3	5-6	34-32	35 - 31	16914
12/10/2008	ST. LOUIS	W	16-10-03	4-2	16,14P,7,14	7	1-4	4-5	36-28	35 - 50	16058
12/11/2008	@ SAN JOSE	L	16-11-03	0-2	-	12	0-5	3-3	31-27	20 - 1	17496
12/14/2008	MINNESOTA	W	17-11-03	4-2	15,10,7,54	7	0-5	3-4	34-28	35 - 29	16577
12/16/2008	NY RANGERS	L	17-12-03	1-3	14	10	0-3	4-5	20-29	30 - 1	16921
12/19/2008	@ EDMONTON	W**	18-12-03	3-2	44S,10P,10X	10	1-8	9-10	36-53	1 - 35	16839
12/22/2008	@ VANCOUVER	L	18-13-03	3-4	54P,27P,26	22	2-5	6-8	27-26	41 - 1	18630
12/23/2008	@ CALGARY	L	18-14-03	3-4	7,15,7	13	0-1	3-4	33-32	34 - 35	19289
12/27/2008	@ DALLAS	O*	18-14-04	3-4	14,7P,7	9	1-2	4-5	22-38	35 - 35	18532
12/28/2008	@ ST. LOUIS	W	19-14-04	4-3	44,27P,5,54P	54	2-4	4-6	29-30	1 - 50	19150
12/31/2008	COLUMBUS	L	19-15-04	0-2	-	11	0-5	4-4	27-29	1 - 35	16757
1/2/2009	PHILADELPHIA	O**	19-15-05	4-5	10,44,48P,15P	18	2-4	5-6	27-32	43 - 35	17597+
1/4/2009	PHOENIX	W	20-15-05	2-0	25P,54P	25	2-4	4-4	34-29	1 - 30	16878
1/6/2009	LOS ANGELES	W	21-15-05	3-1	54P,26P,44	26	2-5	3-4	26-18	1 - 31	17174+
1/8/2009	@ LOS ANGELES	L	21-16-05	3-4	54P,54,54	24	1-6	2-3	27-26	32 - 1	18118
1/9/2009	TAMPA BAY	L	21-17-05	3-4	48P,5,25	12	1-4	2-3	32-19	31 - 1	17174+
1/11/2009	NEW JERSEY	W	22-17-05	4-3	54,26,14,14	14	0-4	1-2	34-21	35 - 35	17331+
1/14/2009	DETROIT	L	22-18-05	3-4	15,10P,5	93	1-4	3-4	28-33	30 - 35	17525+
1/16/2009	@ PITTSBURGH	L	22-19-05	1-3	15P	24	1-4	3-3	22-24	29 - 35	17005
1/17/2009	@ MINNESOTA	W	23-19-05	3-0	10P,54,10	10	1-1	4-4	34-30	1 - 32	18568
1/20/2009	@ NY RANGERS	L	23-20-05	2-4	54P,10	19	1-5	5-7	34-30	30 - 1	18200
1/21/2009	@ NY ISLANDERS	L	23-21-05	1-2	54P	54	1-5	0-1	40-14	34 - 35	11853
1/27/2009	@ PHOENIX	W	24-21-05	7-3	14,10P,14,44,32,54,10	44	1-1	4-5	37-26	1 - 30	15383
1/28/2009	CHICAGO	L	24-22-05	2-3	54P,32S	19	1-2	2-3	38-27	39 - 1	17193+
1/31/2009	@ COLORADO	W	25-22-05	4-3	16,15,27P,8	8	1-5	4-5	31-37	1 - 31	17652
2/2/2009	BUFFALO	W	26-22-05	3-2	25,14P,10P	10	2-3	2-2	37-23	1 - 40	16874
2/4/2009	@ MINNESOTA	L	26-23-05	0-3	-	15	0-5	2-3	34-25	32 - 1	18568
2/5/2009	@ NASHVILLE	L	26-24-05	2-4	10,10	10	0-2	2-2	30-34	35 - 35	14877
2/7/2009	@ CALGARY	W	27-24-05	2-1	54,10	10	0-2	4-4	25-27	35 - 1	19289
2/11/2009	CALGARY	W*	28-24-05	3-2	27P,7,27	27	1-5	4-4	40-23	35 - 34	17270+
2/15/2009	ATLANTA	L	28-25-05	4-8	8,8,54,48	17	0-3	4-6	35-43	32 - 35	17228+
2/18/2009	LOS ANGELES	L	28-26-05	3-4	8P,15P,14	11	2-6	4-6	31-26	32 - 1	17089
2/20/2009	@ DETROIT	W	28-27-05	2-5	15P,54	40	1-4	3-5	26-34	29 - 35	20066
2/21/2009	@ COLUMBUS	W	29-27-05	5-2	25P,7,10,14,54	10	1-2	6-8	13-28	35 - 1	18628
2/24/2009	@ BUFFALO	W	30-27-05	3-2	8,22S,13	13	0-3	3-4	22-36	35 - 40	16690
2/26/2009	@ BOSTON	L	30-28-05	0-6	-	48	0-3	2-4	35-27	30 - 35	17565
2/28/2009	@ DALLAS	W	31-28-05	4-3	27,48P,10,8	8	1-3	3-4	18-33	35 - 35	18171
3/3/2009	@ CHICAGO	O*	31-28-06	2-3	18,54	24	0-3	2-2	28-37	38 - 35	21619
3/6/2009	DALLAS	L	31-29-06	2-3	34,9	21	0-3	3-4	38-36	35 - 35	17380+
3/8/2009	MINNESOTA	L	31-30-06	2-3	22S,27	15	0-3	4-4	38-25	32 - 1	17300+
3/11/2009	VANCOUVER	W*	32-30-06	4-3	8,15,17,27	27	0-6	5-5	41-35	1 - 1	16967
3/15/2009	SAN JOSE	L	32-31-06	0-1	-	24	0-4	4-4	34-30	20 - 1	17511+
3/18/2009	NASHVILLE	W*	33-31-06	4-3	10,48P,9P,8P	8	3-5	1-3	31-24	35 - 35	16181
3/19/2009	@ PHOENIX	W**	34-31-06	3-2	18,17,9X	9	0-2	5-5	27-28	1 - 30	12739
3/22/2009	PHOENIX	W	35-31-06	6-2	27P,16,10,15P,15P,48P	10	4-5	4-4	30-28	1 - 30	17215+
3/24/2009	@ NASHVILLE	W**	36-31-06	2-1	18,8X	8	0-1	2-3	19-32	35 - 35	16418
3/25/2009	@ COLORADO	W	37-31-06	7-2	26,8,10,10P,48P,44,17	10	2-6	3-4	29-36	1 - 31	16279
3/27/2009	EDMONTON	L	37-32-06	3-5	15,15P,10	51	1-9	3-4	54-20	35 - 35	17257+
3/29/2009	COLORADO	W	38-32-06	4-1	10,9P,9,18	9	1-4	1-2	31-27	1 - 31	17182+
3/31/2009	@ EDMONTON	W	39-32-06	5-3	21,27P,25P,44,44P	44	3-4	4-5	25-31	1 - 35	16839
4/2/2009	@ VANCOUVER	W**	40-32-06	6-5	8P,9,9,10,8,10X	10	1-1	3-4	32-30	1 - 1	18630
4/4/2009	@ SAN JOSE	W	41-32-06	5-2	9,10,13,8,9P	13	1-1	2-3	28-30	1 - 20	17496
4/5/2009	SAN JOSE	L	41-33-06	2-3	17S,10P	14	1-2	5-7	21-26	33 - 1	17398+
4/10/2009	DALLAS	W**	42-33-06	4-3	22,27,48,8X	8	0-4	3-4	39-45	1 - 35	17531+
4/11/2009	@ PHOENIX	O**	42-33-07	4-5	26P,10P,9P,8	41	3-4	4-6	35-33	30 - 35	16438

(* = OVERTIME ** = SHOOTOUT + = SELLOUT)

P = POWER PLAY GOAL S = SHORTHANDED GOAL X = SHOOTOUT GOAL

2007-08 ANAHEIM DUCKS



Front Row (L-R): J.S. Giguere, Executive Vice President/COO Tim Ryan, Senior Vice President of Hockey Operations Bob Murray, Executive Vice President & General Manager Brian Burke, Owner Henry Samueli, Rob Niedermayer, Chris Pronger, Chris Kunitz, Owner Susan Samueli, CEO Michael Schulman, Head Coach Randy Carlyle, Assistant General Manager David McNab, Jonas Hiller. **Second Row:** Assistant Coach Newell Brown, Assistant Coach Dave Farrish, Vice President of Human Resources Kim Kutcher, Vice President of Operations Kevin Starkey, Senior Vice President/CMO Bob Wagner, Teemu Selanne, Scott Niedermayer, Samuel Pahlsson, Todd Marchant, Senior Advisor to the General Manager Al Coates, Vice President of Sales & Marketing Steve Obert, Vice President of Finance Doug Heller, Anaheim Arena Management Vice President of Finance Angela Wergchik, Video Coordinator Joe Trotta. **Third Row:** Assistant Equipment Manager John Allaway, Equipment Manager Doug Shearer, Doug Weight, Mathieu Schneider, Bobby Ryan, Sean O'Donnell, Ryan Getzlaf, Corey Perry, Francois Beauchemin, Marc-Andre Bergeron, Goaltending Consultant Francois Allaire, Strength & Conditioning Coach Sean Skahan, Head Trainer Tim Clark. **Back Row:** Visiting Team Equipment Attendant Chris Kincaid, Brad May, Travis Moeen, Brian Sutherby, George Parros, Todd Bertuzzi, Kent Huskins, Joe DiPenta, Ryan Carter, Massage Therapist James Partida.

POSTSEASON NOTES IN PLAYOFF SECTION

THE SEASON:

The Ducks completed the 2007-08 regular season with a mark of 47-27-8 record for 102 points, finishing second in the Pacific Division and fourth in the Western Conference. Anaheim eclipsed the 100-point mark for the second consecutive year, while setting new season club records for the fewest goals allowed (184) and most home wins (28). Anaheim finished the year winning eight of its last 10 (8-2-0) and 15 of the last 20 games (15-4-1). At Honda Center, the club went 12-1-0 in the last 13 games and 19-3-1 over the final 23 home contests. The club clinched a playoff berth for the third consecutive year and sixth time in franchise history on Mar. 26 vs. Los Angeles in a 2-1 shootout triumph.

DUCKS SELL OUT THE SEASON:

The Ducks' sellout vs. Phoenix on Apr. 6 (17,269) marked the club's 40th in 40 games at Honda Center in 2007-08, a complete sellout for the regular season. It was just the second time a local NHL team (Southern California market) had sold out a full (non-lockout) regular season. The 1991-92 Los Angeles Kings were the only other such team to do so at the 16,006-seat Forum. The Ducks set franchise attendance records last season for sellouts (40), average attendance (17,195) and percent capacity (100.12%). The Ducks broke the team record for consecutive regular season sellouts on Feb. 22 against the St. Louis Blues when they surpassed the previous record of 51 straight regular season sellouts set from Dec. 22, 1993-Oct. 20, 1995. The Ducks finished the regular season with a sellout streak of 74 games, the third-longest active regular season sellout streak among U.S.-based NHL teams (behind only Minnesota and the NY Rangers).

LEADERS BY ADDITION:

The Ducks went 20-5-1 after the return of right wing Teemu Selanne on Feb. 5 against the New York Islanders at Nassau Coliseum. The Ducks also had defenseman Scott Niedermayer and arrival of center Doug Weight. The Ducks owned the best winning percentage in the NHL after Selanne's return on Feb. 5 (.788) and the best winning percentage following Niedermayer's return on Dec. 16 (.708). Below is a closer look:

NHL STANDINGS BEGINNING FEB. 5

RK	TEAM	GP	W	L	OT	PTS	WIN %
1.	Anaheim	26	20	5	1	41	.788
2.	San Jose	30	20	7	3	43	.717
3.	Washington	29	19	7	3	41	.696
4.	Montreal	29	19	9	1	39	.672
5.	Pittsburgh	29	18	8	3	39	.672

WINNING AT HONDA CENTER:

The Ducks finished 28-9-4 at Honda Center in 2007-08, establishing a new franchise record for home wins in the regular season...the previous team record of 26 home wins was established during the 2005-06 season (26-10-5) and matched in the 2006-07 campaign (26-8-9). The Ducks won a franchise-record 10 consecutive games at Honda Center from Feb. 17-Mar. 26, marking the longest home winning streak in the NHL in 2007-08.

THE TOP 10 LIST:

J.S. Giguere was one of only three goaltenders in the NHL in 2007-08 to rank among the top 10 in wins, goals-against average and save percentage. Giguere ranked second in GAA (2.12), third in SV% (.922) and tied for seventh in wins (35)...the only other two goaltenders who ranked among the top 10 in all three categories were New Jersey's Martin Brodeur and Minnesota's Niklas Backstrom.

HILLER SHINES:

Ducks goaltender Jonas Hiller closed the regular season on a strong note. From Mar. 1 through the end of the regular season, Hiller ranked second in the NHL with a .952 SV% (stopping 217-of-228 shots) and 1.55 GAA (11 GA/426 MIN) among goaltenders that played in at least five games (Hiller was 4-3-0 in those games).

WINNING WAYS:

Randy Carlyle (198-74-34) became Anaheim's winningest head coach in franchise history with a 2-1 victory over the New Jersey Devils on Feb. 8 at Prudential Center. Carlyle surpassed Ron Wilson's club record of 120 wins as a Ducks head coach with win No. 121 in his 223rd game behind the bench with Anaheim.

Teemu Selanne on Feb. 5 against the New York Islanders at Nassau Coliseum...the Ducks also had similar success when they welcomed the return of Doug Weight...the Ducks owned the best winning percentage in the NHL after Selanne's return on Feb. 5 (.788) and the best winning percentage following Niedermayer's return on Dec. 16 (.708). Below is a closer look:

NHL STANDINGS BEGINNING DEC. 16

RK	TEAM	GP	W	L	OT	PTS	WIN %
1.	Anaheim	48	32	12	4	68	.708
2.	Pittsburgh	51	32	13	6	70	.686
3.	San Jose	52	32	14	6	70	.673
4.	Washington	49	30	13	6	64	.673
5.	Montreal	50	31	14	5	67	.670

2007-08 GAME-BY-GAME

Date	Team	W/L/OT	Record	GF - GA	Scorers	W Goal	PP	PK	SF - SA	W - L Gtldr	Attend.
09/29/07	@ LOS ANGELES (London)	L	00-01-00	1-4	54P	4	1-8	4-7	27-21	45- 30	17551
09/30/07	vs. LOS ANGELES (London)	W	01-01-00	4-1	10P,14P,10,32	14	2-4	4-4	25-23	1- 35	17300
10/03/07	@ DETROIT	O**	01-01-01	2-3	4,15P	26	1-5	5-7	15-42	39- 30	17610
10/05/07	@ COLUMBUS	L	01-02-01	0-4	-	61	0-7	8-11	28-37	31- 30	17852
10/06/07	@ PITTSBURGH	L	01-03-01	4-5	14P,15,14S,10	12	1-5	4-5	23-29	29- 1	17132
10/10/07	BOSTON	W	02-03-01	2-1	15,23	23	0-3	3-3	30-19	30- 30	17285+
10/14/07	MINNESOTA	L	02-04-01	0-2	-	12	0-8	4-4	37-25	29- 35	17174+
10/15/07	DETROIT	W	03-04-01	6-3	40,14P,19,26S,10P,21S	26	2-11	8-9	29-35	30- 39	17174+
10/17/07	NASHVILLE	W	04-04-01	3-1	10,56,18	56	0-2	2-2	31-29	35- 30	17174+
10/20/07	@ DALLAS	L	04-05-01	1-3	25P	63	1-9	2-3	21-23	35- 35	18057
10/23/07	@ ST. LOUIS	L	04-06-01	2-4	19,28	22	0-5	3-5	16-33	34- 35	14764
10/25/07	PHOENIX	L	04-07-01	0-1	-	12	0-6	5-5	31-21	35- 30	17174+
10/28/07	EDMONTON	O**	04-07-02	2-3	14,10	89	0-3	4-4	32-22	32- 35	17174+
11/01/07	COLUMBUS	W**	05-07-02	2-1	44,11X	11	0-6	5-6	34-20	35- 30	17174+
11/03/07	@ PHOENIX	W	06-07-02	5-2	11P,10,24,15P,10	24	2-6	4-5	39-32	35- 35	15888
11/05/07	DALLAS	L	06-08-02	0-5	-	63	0-4	1-3	19-24	35- 35	17174+
11/07/07	PHOENIX	O*	06-08-03	5-6	14P,22,11P,18,10	19	2-5	5-7	27-29	35- 35	17174+
11/09/07	SAN JOSE	W**	07-08-03	3-2	15,19,15X	15	0-1	5-6	26-24	35- 20	17174+
11/13/07	LOS ANGELES	W**	08-08-03	4-3	15P,22,40P,10X	10	2-4	6-8	33-32	35- 35	17174+
11/15/07	@ LOS ANGELES	W	09-08-03	6-3	10,10,15,24,26,44	24	0-3	4-5	32-29	35- 37	18118
11/17/07	@ SAN JOSE	W**	10-08-03	2-1	14,10X	10	0-2	4-4	29-29	35- 20	17496
11/21/07	@ DALLAS	L	10-09-03	1-2	10P	15	1-6	4-6	18-24	41- 35	18584
11/23/07	PHOENIX	O**	10-09-04	3-4	15,25P,25	19	1-4	4-5	26-38	30- 1	17174+
11/25/07	LOS ANGELES	W	11-09-04	3-2	15,15,14	14	0-4	4-5	32-25	35- 35	17174+
11/27/07	@ VANCOUVER	L	11-10-04	0-4	-	19	0-2	8-10	26-33	1- 35	18630
11/29/07	@ CALGARY	W	12-10-04	4-1	22,14,10P,44S	14	1-1	5-6	26-39	35- 34	19289
11/30/07	@ EDMONTON	L	12-11-04	1-5	15	10	0-5	7-8	22-35	35- 35	16839
12/02/07	EDMONTON	L	12-12-04	0-4	-	14	0-4	3-5	25-21	32- 35	17174+
12/05/07	BUFFALO	W	13-12-04	4-1	19,11P,4,10P	11	2-3	4-4	33-23	35- 30	17174+
12/07/07	@ CHICAGO	W	14-12-04	5-3	10P,14,11,15,14	15	1-6	2-3	22-42	35- 39	17734
12/08/07	@ NASHVILLE	L	14-13-04	2-4	7,15S	20	0-4	9-10	23-33	30- 1	13469
12/10/07	@ COLUMBUS	W*	15-13-04	4-3	10P,10P,26S,25P	25	3-6	7-9	28-35	35- 31	11984
12/12/07	VANCOUVER	L	15-14-04	2-3	25,4	29	0-2	4-4	35-20	41- 35	17174+
12/14/07	MINNESOTA	L	15-15-04	2-5	24,4P	25	1-2	2-6	30-19	29- 35	17174+
12/16/07	SAN JOSE	O**	15-15-05	1-2	5,4	19	0-4	8-8	31-37	20- 35	17174+
12/18/07	@ SAN JOSE	W	16-15-05	2-0	10,54P	10	1-5	5-5	16-20	35- 20	17197
12/19/07	COLORADO	W*	17-15-05	2-1	25,11	11	0-2	1-1	38-12	1- 31	17174+
12/22/07	@ SAN JOSE	W	18-15-05	5-2	25,10P,14,4,21	14	1-4	4-5	24-29	35- 20	17496
12/27/07	@ EDMONTON	W	19-15-05	2-1	10,39	39	0-3	3-3	23-16	35- 32	16839
12/29/07	@ CALGARY	L	19-16-05	3-5	4P,16,27P	12	2-4	5-6	32-35	34- 35	19289
12/30/07	@ VANCOUVER	L	19-17-05	1-2	15	24	0-2	2-3	22-22	1- 1	18630
01/02/08	COLUMBUS	W	20-17-05	2-1	15,25P	25	1-5	5-5	34-27	35- 31	17174+
01/04/08	CHICAGO	W	21-17-05	2-1	10,14P	14	1-7	4-4	32-21	1- 39	17174+
01/05/08	@ PHOENIX	O**	21-17-06	2-3	15,39	88	0-3	3-4	31-34	30- 35	16159
01/07/08	NASHVILLE	W	22-17-06	5-2	32,14,25P,10P,15	25	2-3	2-4	37-22	35- 39	17174+
01/09/08	TORONTO	W	23-17-06	5-0	4,10,12,39P,14P	4	2-4	6-6	24-28	35- 35	17174+
01/13/08	SAN JOSE	W*	24-17-06	4-3	4,10,39,23	23	0-5	2-3	29-29	35- 1	17174+
01/15/08	DALLAS	W	25-17-06	4-2	27,22,15P,4P	15	2-5	3-3	36-24	35- 35	17174+
01/17/08	@ NASHVILLE	W	26-17-06	2-1	12P,10	10	1-7	6-7	16-34	35- 30	14193
01/18/08	@ MINNESOTA	W	27-17-06	4-2	4,10,25P,4P	25	1-4	2-2	27-27	1- 29	18568
01/20/08	@ DALLAS	L	27-18-06	2-5	11P,15	15	1-5	4-5	20-27	35- 35	18461
01/23/08	DETROIT	L	27-19-06	1-2	25P	51	1-5	5-6	25-33	39- 35	17355+
01/24/08	@ LOS ANGELES	L	27-20-06	1-3	44	7	0-5	5-6	32-31	35- 35	18118
01/30/08	@ MINNESOTA	L	27-21-06	1-5	10	10	0-4	4-4	21-23	32- 35	18568
02/01/08	@ ST. LOUIS	O**	27-21-07	0-1	-	10	0-4	3-3	30-20	34- 35	19150
02/02/08	@ PHILADELPHIA	L	27-22-07	0-3	-	22	0-3	2-3	27-25	43- 1	19822
02/05/08	@ NY ISLANDERS	W	28-22-07	3-0	27P,22,39	27	1-6	1-1	26-25	35- 39	9649
02/07/08	@ NY RANGERS	W	29-22-07	4-1	11,10,14P,4	10	1-2	4-4	19-33	35- 30	18200
02/08/08	@ NEW JERSEY	W	30-22-07	2-1	52,52	52	0-2	5-5	24-35	1- 30	15332
02/10/08	@ DETROIT	W	31-22-07	3-2	52,11,40	40	0-2	6-8	19-29	35- 30	20066
02/12/08	@ COLORADO	W	32-22-07	2-1	8P,26	26	1-3	4-4	29-33	35- 60	16257
02/15/08	DALLAS	L	32-23-07	2-4	14,14	3	0-4	3-6	22-21	35- 35	17323+
02/17/08	CALGARY	W	33-23-07	4-2	15,52,27P,25P	27	2-6	2-3	36-25	35- 34	17174+
02/22/08	COLORADO	W**	34-23-07	3-2	8P,44,10X	10	1-6	4-4	22-28	35- 31	17174+
02/22/08	ST. LOUIS	W*	35-23-07	2-1	8,26	26	0-3	4-4	29-17	35- 34	17174+
02/24/08	CHICAGO	W	36-23-07	6-3	8P,15,8P,40,8,14	40	2-9	6-6	28-32	1- 40	17174+
02/29/08	CALGARY	W	37-23-07	3-1	11,27P,8P	27	2-7	4-5	25-23	35- 34	17174+
03/03/08	OTTAWA	W	38-23-07	3-1	4,10P,27P	10	2-6	4-4	31-25	35- 29	17174+
03/05/08	@ CHICAGO	L	38-24-07	0-3	-	52	0-3	7-9	19-28	50- 35	16666
03/06/08	@ COLORADO	L	38-25-07	0-1	-	8	0-3	6-6	27-30	60- 1	18007
03/09/08	MONTREAL	W	39-25-07	3-1	22,14,26S	14	0-8	4-4	37-21	35- 31	17174+
03/11/08	@ PHOENIX	O**	39-25-08	2-3	22,11S	17	0-3	3-4	37-39	30- 35	14683
03/12/08	VANCOUVER	W	40-25-08	4-1	22,32S,44,39P	32	1-4	5-6	31-31	1- 1	17174+
03/15/08	ST. LOUIS	W	41-25-08	5-2	11,8P,44,44,39	44	1-5	1-1	33-40	35- 34	17174+
03/19/08	@ DALLAS	L	42-25-08	2-1	27P,4P	4	2-5	7-7	17-21	35- 35	18584
03/21/08	@ SAN JOSE	L	42-26-08	1-2	22	27	0-2	6-7	13-43	20- 1	17496
03/22/08	@ PHOENIX	W	43-26-08	2-1	8,8P	8	1-6	4-5	15-31	1- 30	17645
03/26/08	LOS ANGELES	W**	44-26-08	2-1	54P,11X	11	1-5	1-2	40-32	1- 31	17331+
03/28/08	SAN JOSE	L	44-27-08	1-3	27P	27	1-3	2-3	24-27	33- 1	17334+
03/30/08	DALLAS	W**	45-27-08	3-2	11P,11,14X	14	1-7	5-5	32-25	35- 35	17174+
04/05/08	@ LOS ANGELES	W	46-27-08	4-3	33,8,15,8	8	0-2	3-3	26-31	35- 39	18118
04/06/08	PHOENIX	W**	47-27-08	3-2	14,54,15X	15	0-0	1-2	43-34	1- 30	17269+

(* = OVERTIME ** = SHOOTOUT + = SELLOUT)

P = POWER PLAY GOAL S = SHORTHANDED GOAL X = SHOOTOUT GOAL

2006-07 ANAHEIM DUCKS

2007 STANLEY CUP CHAMPIONS



FRONT ROW (L-R): J.S. Giguere, Assistant General Manager David McNab, Vice President/COO Tim Ryan, Senior Vice President of Hockey Operations Bob Murray, Executive Vice President & General Manager Brian Burke, Owner Henry Samueli, Chris Pronger, Scott Niedermayer, Rob Niedermayer, Owner Susan Samueli, CEO Michael Schulman, Head Coach Randy Carlyle, Senior Vice President/CMO Bob Wagner, Ilya Bryzgalov and Sebastien Caron. **SECOND ROW:** Trainer Rick Burrill, Assistant Coach Dave Farrish, Vice President of Finance Doug Heller, Vice President of Human Resources Kim Kutcher, Senior Vice President/General Manager of Honda Center Mike O'Donnell, Chris Kunitz, Andy McDonald, Teemu Selanne, Samuel Pahlsson, Todd Marchant, Ryan Shannon, Senior Advisor to the General Manager Al Coates, Vice President of Sales & Marketing Steve Obert, Assistant Coach Newell Brown and Video Coordinator Joe Trotta. **THIRD ROW:** Assistant Equipment Manager John Allaway, Equipment Manager Mark O'Neill, Mark Hartigan, Francois Beauchemin, Travis Moen, Corey Perry, Sean O'Donnell, Ryan Getzlaf, Brad May, Goaltending Consultant Francois Allaire, Director of Professional Scouting Rick Paterson, Strength & Conditioning Coach Sean Skahan and Head Trainer Tim Clark. **BACK ROW:** Visiting Team Equipment Attendant Chris Kincaid, Aaron Rome, Shawn Thornton, Kent Huskins, Joe DiPenta, Dustin Penner, George Parros, Ric Jackman, Drew Miller, Ryan Carter, Joe Motzko and Massage Therapist James Partida.

PACIFIC DIVISION CHAMPIONS:

The Ducks finished the season with a record of 48-20-14 for 110 points, winning their first Pacific Division Title (finished second in Western Conference). Anaheim's OT win vs. Dallas on Mar. 23 clinched a playoff berth, marking the first time in team history the club qualified for the playoffs in consecutive seasons (fifth playoff appearance overall)...the Ducks took over sole possession of first place in the Pacific Division on Oct. 27 and spent the final 72 games and 163 days atop of the Pacific Division...they clinched the division title on Apr. 7 with Vancouver's 4-3 OT win vs. SJ, then finished the season later that evening with a 4-3 win @ Columbus... below is a look at the Ducks' finish within its division in each of their 13 seasons in the NHL:

SEASON	DIVISION WINNER
1993-94	Calgary Flames
1994-95	Calgary Flames
1995-96	Colorado Avalanche
1996-97	Colorado Avalanche
1997-98	Colorado Avalanche
1998-99	Dallas Stars
1999-00	Dallas Stars
2000-01	Dallas Stars
2001-02	San Jose Sharks
2002-03	Dallas Stars
2003-04	San Jose Sharks
2005-06	Dallas Stars
2006-07	Anaheim Ducks

*The Pacific Division was realigned to today's format prior to the 1998-99 season

DUCKS FINISHED
Fourth (six-team division)
Sixth (six-team division)
Fourth (seven-team division)
Second (seven-team division)
Sixth (seven-team division)
Third (five-team division)*
Fifth (five-team division)
Fifth (five-team division)
Fifth (five-team division)
Second (five-team division)
Fourth (five-team division)
Third (five-team division)
First (five-team division)

RECORD-BREAKING SEASON:

After breaking nearly all major club records in 2005-2006, the Ducks followed suit with another record-breaking season...With a 48-20-14 record, the Ducks set new franchise records for wins (48) and standings points (110), reaching the 100-point mark for the first time in club his-

tory...Anaheim also set new club highs in goals (254 - does not include goals awarded for shootout wins), PP goals (89) and PP% (22.4%, 89-for-398).

STRONG FINISH:

The Ducks closed out the season earning standings points in six straight (4-0-2) and 17 of their last 20 games (13-3-4)...the club earned points in 12 of their

last 13 home contests (8-1-4)...in addition, Anaheim recorded points in the last five consecutive (4-0-1) and seven of their last nine road games (5-2-2)...the Ducks recorded points in 62 of 82 games (110 of a possible 164).

HOT TICKET IN TOWN:

The Ducks finished the regular season having sold out 22 consecutive home contests (longest

streak since 1998) and 24 of the last 25...the club recorded 25 total sellouts on the season, 13 more than it had in 2005-2006...the 25 sellouts matches the most since the 1997-98 season...the Ducks averaged 16,377 fans per game, an 8.2% increase over last year (15,131)...the club's average attendance and percent capacity (95.4%) were also the highest since the 1997-98 season.

WEST COAST WINNERS:

The Ducks recorded 106 points with their win Mar. 31 @ STL, breaking Los Angeles' 32-year record for most points by a West Coast team in NHL history...below is a look at the top nine West Coast teams in NHL history to eclipse 100 points:

TOP POINTS IN NHL HISTORY BY WEST COAST TEAMS

Team	Year	GP	Pts
Anaheim	2006-07	82	110 (48-20-14)
San Jose	2006-07	82	107 (51-26-5)
Los Angeles	1974-75	80	105 (42-17-21)
San Jose	2003-04	82	104 (43-21-18)
Vancouver	2002-03	82	104 (45-23-14)
Vancouver	2006-07	82	105 (49-26-7)
Los Angeles	1990-91	80	102 (46-25-10)
Vancouver	2003-04	82	101 (43-24-15)
Vancouver	1992-93	84	101 (46-29-9)

*The California/Oakland Seals' best finish was in 1968-69 with 69 points

TOUGH TO BEAT:

Anaheim netminder **J.S. Giguere** finished the season with a record of 36-10-8...his GAA (2.26) was his lowest since the 2001-02 season (2.13) and his SV% (.918) was his best since 2002-03 (.920)...in 28 home starts, Giguere posted a 21-2-5 record with a 2.17 GAA (60 GA/1,660 min.) and .917 SV% (659-of-719 shots), having earned the Ducks points in 26 of those games...for the season, he ranked 10th in the NHL in wins, 5th in GAA and T-7th in SV%...in addition, with a win March 29 @ CBJ, Giguere broke his previous career-high and established a new franchise

record for wins in a season (previous mark was 34 wins, set in 2002-03).

BETTER WITH AGE:

With a goal March 29 @ CBJ, **Teemu Selanne** became the oldest player in NHL history to score 45-plus goals in one season (finished with 48)...Selanne was born on July 3, 1970...Selanne was also the first player in NHL history age 35-or-older to record consecutive 40+ goal seasons (had 40 in 2005-06)...it marked the 7th time in his career he hit the 40 goal plateau, the most among active NHL players...among league leaders, Selanne finished 3rd in the NHL (1st in the Western Conference) in goals and T-11th in the NHL in points (94),...he finished 1st in the NHL in power play goals (25) and T-1st in game-winning goals (10), which include two overtime winners.

SPECIAL TEAMS TOP THE CHARTS:

The Ducks were the only team in the NHL this season to have a top-5 ranking in both power play and penalty killing percentage...the Ducks set a new club record for highest PP% in one season, finishing third in the NHL with a 22.4% success rate (89-for-398)...Anaheim finished fourth overall in PK%, killing 349-of-410 penalties on the campaign (85.1%)...the Ducks killed the last 22 consecutive opponent power play to end the season, going back to Mar. 28 @ CHI (did not allow a PP goal in the last five games).

LIGHTING THE LAMP:

The Ducks scored three-or-more goals in 54 of 82 contests in 2006-2007...during the final stretch, the Ducks scored three-or-more goals in 10 of their last 14 and 15 of their last 20 contests...Anaheim recorded 258 team goals, T-3rd in the Western Conference.

CLAMPING DOWN:

The Ducks were especially tough to score against during the third period in 2006-2007...Anaheim allowed only 64 goals in the final period of regulation, the second-least in the NHL...below is a look at the top five teams in the NHL who allowed the least amount of goals in the third period:

Team	Goals Allowed
Minnesota	55
Anaheim	64
Dallas	64
Detroit	64
New Jersey	67



2006-07 ANAHEIM DUCKS

NORRIS FINALISTS:

Ducks defensemen **Scott Niedermayer** and **Chris Pronger** were both Norris Trophy finalists...Niedermayer (15-54=69) and Pronger (13-46=59) both finished the season with 50-plus points, marking the first time in club history two defensemen hit that plateau (prior to the 2006-07 season, no pair of Ducks defensemen had each recorded 40-or-more points):

- Captain Scott Niedermayer led all NHL defensemen in scoring, becoming the first Anaheim blue-liner to do so...he was also tied for first in assists among defensemen.
- Despite missing 16 games due to injury, defenseman Chris Pronger finished the season tied for sixth in points, sixth in assists among NHL defensemen and fourth overall in avg. TOI...Pronger led the Ducks in plus/minus...in addition, he ranked first in points-per-game (.89) among NHL defensemen.



IRONMAN:

Samuel Pahlsson became the Ducks' all-time Ironman with 275 consecutive games played...on Jan. 9 @ NSH, he passed Oleg Tverzdovsky to move into first place on the Ducks' all-time consecutive games played list...Pahlsson played in all 82 games in each of the last three seasons and has not missed a game since being a healthy scratch on Feb. 5, 2003 @ Edmonton...in addition, Pahlsson is currently 7th in the NHL on the active games played list...Andy McDonald is now in 2nd place on the Ducks all-time consecutive games played list, having played in 243 consecutive games...below is a list of most consecutive games played list in Ducks history and the longest "Iron Man" streaks NHL:

DUCKS

Player	Consecutive Games Played
Samuel Pahlsson	275
Andy McDonald	243
Oleg Tverzdovsky	237
Paul Kariya	195
Steve Rucchin	185



NHL (ACTIVE)

Player	Consecutive Games Played
Brendan Morrison, VAN	512
Cory Sarich, TB	388
Andrew Brunette, COL	371
Olli Jokinen, FLA	294
Jay Pandolfo, NJ	283
Brad Richards, TB	283
Samuel Pahlsson, ANA	275

2006-07 GAME-BY-GAME


#	Date	Team	W/L/OT	Record	GF- GA	Scorers	W Goal	PP	PK	SF- SA	W - L	Glt/dr	Attend.
1	10/06/2006	LOS ANGELES	W	01-00-00	4-3	10,19,15,14P	14	1-5	6-7	32-44	35- 39	17174+	
2	10/07/2006	@ PHOENIX	W	02-00-00	2-1	8P17P	17	2-5	5-6	25-35	30- 31	15897	
3	10/09/2006	ST. LOUIS	W	03-00-00	2-0	14P14P	14	2-6	5-5	34-34	35- 1	13938	
4	10/11/2006	NY ISLANDERS	O**	03-00-01	4-5	26,26,25P10P	16	2-6	2-3	50-24	1- 35	12394	
5	10/15/2006	DALLAS	O**	03-00-02	3-4	225,27,19	36	0-4	8-10	39-35	35- 35	15269	
6	10/18/2006	DETROIT	W	04-00-02	4-1	15P,37P14P10	37	3-10	7-7	31-22	35- 39	14767	
7	10/20/2006	MINNESOTA	W	05-00-02	2-1	27,21	21	0-4	5-5	29-28	35- 35	13430	
8	10/22/2006	@ LOS ANGELES	W**	06-00-02	3-2	38,17,15X	15	0-1	2-2	21-31	35- 31	1818	
9	10/25/2006	EDMONTON	W	07-00-02	6-2	32,27,15,38,15,32	15	0-2	4-5	20-31	35- 35	13537	
10	10/27/2006	@ MINNESOTA	O**	07-00-03	2-3	19,14	9	0-4	9-9	34-33	35- 35	18568	
11	10/28/2006	@ CHICAGO	W	08-00-03	3-0	17,19P,44	17	1-7	3-3	22-14	30- 31	13580	
12	10/30/2006	@ ST. LOUIS	W**	09-00-03	6-5	32,23,22,27P17P15X	15	2-3	7-9	33-24	35- 1	8629	
13	11/01/2006	NY RANGERS	O*	09-00-04	3-4	8,25,15	68	0-6	7-9	33-34	80- 35	14350	
14	11/03/2006	PHOENIX	W	10-00-04	6-2	14P17,8P21,19,25P	8	3-7	5-5	35-27	30- 31	14833	
15	11/06/2006	PITTSBURGH	W*	11-00-04	3-2	14,10P8P	8	2-9	2-2	40-17	35- 41	16599	
16	11/09/2006	@ VANCOUVER	W	12-00-04	6-0	37,14,26,15,22,15	37	0-7	5-5	27-20	35- 1	18630	
17	11/10/2006	@ CALGARY	L	12-01-04	0-3	-	22	0-5	2-2	37-18	34- 30	19289	
18	11/12/2006	MINNESOTA	W	13-01-04	3-2	17,10,27P	27	1-5	0-0	38-26	35- 32	16306	
19	11/15/2006	PHILADELPHIA	L	13-02-04	4-7	14,26,17P19P	12	2-6	2-5	41-16	42- 35	15379	
20	11/17/2006	CHICAGO	O**	13-02-05	3-4	23,8P14P	15	2-11	3-3	45-24	39- 30	16526	
21	11/19/2006	PHOENIX	W	14-02-05	6-4	19P19,14P14,14,44	14	2-5	1-4	30-28	35- 31	16394	
22	11/21/2006	SAN JOSE	W	15-02-05	5-0	25,15P,8,23P,8	25	2-5	3-3	44-23	35- 20	15013	
23	11/22/2006	@ COLORADO	O**	15-02-06	2-3	8P17	19	1-4	4-4	32-43	60- 35	17104	
24	11/24/2006	NEW JERSEY	W	16-02-06	4-2	17,26,22S,22	22	0-6	5-6	37-25	35- 30	16599	
25	11/26/2006	CALGARY	W	17-02-06	5-3	26,8P15P,8,22	8	2-6	3-4	39-22	31- 29	17174+	
26	11/28/2006	@ EDMONTON	W*	18-02-06	3-2	8P14,15	15	1-3	4-4	26-22	35- 35	16839	
27	11/30/2006	@ VANCOUVER	W	19-02-06	2-1	19,15P	15	1-7	2-2	30-24	35- 1	18630	
28	12/02/2006	@ LOS ANGELES	W	20-02-06	4-3	32,8P,44,8P	8	2-6	5-7	29-41	35- 39	16141	
29	12/03/2006	LOS ANGELES	L	20-03-06	2-3	15P,22	24	1-3	7-8	29-41	39- 35	17174+	
30	12/06/2006	NASHVILLE	W	21-03-06	4-0	8,15,8P14P	8	2-5	6-6	32-21	35- 30	15362	
31	12/08/2006	@ WASHINGTON	W	22-03-06	6-1	45,22S,17,8,19,10	22	0-3	6-7	34-27	35- 37	12269	
32	12/09/2006	@ TAMPA BAY	W	23-03-06	4-3	17,17P,8,14	14	1-2	5-5	25-27	35- 30	18719	
33	12/12/2006	@ FLORIDA	W	24-03-06	5-4	10,15,23,25P,25	25	1-4	4-4	36-31	35- 35	13140	
34	12/13/2006	@ ATLANTA	W	25-03-06	2-1	8P,8	8	1-5	6-7	32-35	35- 32	16028	
35	12/16/2006	@ SAN JOSE	L	25-04-06	3-4	15P10,17P	19	2-7	4-6	35-29	20- 35	17496	
36	12/18/2006	CALGARY	W	26-04-06	4-1	19,26,17,10P	26	1-3	5-5	41-28	35- 34	17174+	
37	12/20/2006	DALLAS	W	27-04-06	4-1	25,10,10,27P	10	1-4	3-3	27-27	35- 35	17174+	
38	12/23/2006	@ PHOENIX	L	27-05-06	0-2	-	19	0-3	4-4	29-32	32- 35	14843	
39	12/26/2006	@ SAN JOSE	W	28-05-06	4-3	39,14,17,10	10	0-4	5-6	30-21	31- 20	17496	
40	12/29/2006	@ CAROLINA	L	28-06-06	2-4	8,8P	11	1-6	3-6	27-27	30- 31	18790	
41	12/31/2006	@ MINNESOTA	L	28-07-06	3-4	8,27P,8P	21	2-7	7-10	30-29	35- 31	18568	
42	01/02/2007	@ DETROIT	L	28-08-06	1-2	15P	40	1-5	4-5	22-30	39- 30	20066	
43	01/05/2007	COLUMBUS	L	28-09-06	3-4	19P,32,8	27	1-7	7-7	36-33	30- 30	17405+	
44	01/07/2007	DETROIT	W	29-09-06	4-2	32,43,15,44	15	0-2	5-7	27-35	30- 39	17418+	
45	01/09/2007	@ NASHVILLE	O*	29-09-07	4-5	14,17P15P,8	26	2-5	5-5	31-24	29- 30	18121	
46	01/11/2007	@ DALLAS	W	30-09-07	5-1	8P,8P,27P,33,8	8	3-7	3-3	24-18	30- 35	18532	
47	01/13/2007	COLORADO	O**	30-09-08	2-3	46,15	23	0-4	2-2	40-17	31- 30	17174+	
48	01/16/2007	ST. LOUIS	L	30-10-08	2-6	10,8P	39	1-6	3-4	32-20	1- 30	17174+	
49	01/18/2007	@ EDMONTON	L	30-11-08	1-4	8	20	0-3	5-5	24-20	35- 30	16839	
50	01/19/2007	@ CALGARY	L	30-12-08	2-3	27P,27	11	1-4	5-6	24-22	34- 30	19289	
51	01/28/2007	DALLAS	W	31-12-08	4-1	19,17,19,8P	17	1-7	4-5	28-31	35- 35	17331+	
52	01/31/2007	PHOENIX	W	32-12-08	2-1	32,19P	19	1-3	3-3	40-25	35- 31	17174+	
53	02/03/2007	@ NASHVILLE	L	32-13-08	0-3	-	2	0-4	6-8	36-20	29- 35	17113	
54	02/06/2007	@ SAN JOSE	W	33-13-08	7-4	32,26,19,44,17,32,15S	17	0-1	3-5	31-38	35- 35	17496	
55	02/07/2007	SAN JOSE	L	33-14-08	2-3	8,45	9	0-5	4-5	22-29	35- 30	17466+	
56	02/10/2007	@ DALLAS	L	33-15-08	0-1	-	36	0-6	5-6	32-21	41- 35	17793	
57	02/13/2007	@ COLORADO	L	33-16-08	0-2	-	23	0-5	4-5	39-29	31- 35	17512	
58	02/15/2007	@ PHOENIX	W**	34-16-08	5-4	8,25P17,25P,8P	8	3-5	6-6	40-26	35- 31	15038	
59	02/17/2007	@ LOS ANGELES	W**	35-16-08	3-2	8P14,10X	10	1-5	4-5	34-32	35- 31	1818	
60	02/18/2007	LOS ANGELES	O**	35-16-09	3-4	14,8P15P	17	2-7	5-7	42-24	1- 35	17363+	
61	02/20/2007	VANCOUVER	O*	35-16-10	2-3	47,14P	22	1-4	2-4	40-31	35- 35	17467+	
62	02/23/2007	@ DALLAS	L	35-17-10	1-4	10	50	0-5	4-4	25-21	41- 35	17634	
63	02/25/2007	COLORADO	W	36-17-10	5-3	19,19P,8,27,25P	27	2-7	3-5	41-26	35- 60	17174+	
64	02/26/2007	@ SAN JOSE	W	37-17-10	3-2	17,17,8	8	0-1	4-5	19-42	30- 20	17496	
65	03/01/2007	@ LOS ANGELES	O*	37-17-11	3-4	17P,27P19	13	2-4	5-6	30-21	1- 30	17620	
66	03/02/2007	SAN JOSE	W	38-17-11	3-1	17P14,25P	14	2-5	6-6	25-31	35- 20	17174+	
67	03/04/2007	NASHVILLE	W**	39-17-11	3-2	8,17,8X	8	0-5	2-2	35-14	35- 29	17174+	
68	03/07/2007	PHOENIX	W	40-17-11	2-1	5P,33	33	1-3	4-4	26-25	35- 32	17174+	
69	03/09/2007	EDMONTON	W	41-17-11	5-1	15P10,15,17P19	10	2-5	1-1	32-29	30- 35	17174+	
70	03/11/2007	VANCOUVER	W	42-17-11	4-2	8P,19,19,8P	19	2-7	7-7	24-26	35- 1	17174+	
71	03/14/2007	COLUMBUS	O**	42-17-12	4-5	10,23,23,14	9	0-5	6-7	38-27	30- 35	17174+	
72	03/16/2007	CHICAGO	W	43-17-12	5-2	8,10P,8P,19,19P	8	3-7	6-8	26-33	30- 39	17174+	
73	03/18/2007	LOS ANGELES	L	43-18-12	3-5	32,17,8	12	0-4	2-4	27-29	31- 35	17174+	
74	03/22/2007	@ PHOENIX	L	43-19-12	1-2	32	21	0-4	5-5	23-31	30- 30	15593	
75	03/23/2007	DALLAS	W*	44-19-12	3-2	14P14P,27	27	2-3	3-4	35-36	35- 35	17421+	
76	03/26/2007	@ DETROIT	L	44-20-12	0-1	-	13	0-4	3-3	25-28	39- 35	20066	
77	03/28/2007	@ CHICAGO	W	45-20-12	3-1	17,17,16	17	0-3	2-3	23-21	30- 39	11295	
78	03/29/2007	@ COLUMBUS	W	46-20-12	5-2	25,23P15P,25P,8	15	3-6	4-4	31-25	35- 30	15340	
79	03/31/2007	@ ST. LOUIS	W*	47-20-12	3-2	27P19P19	19	2-4	4-4	27-22	35- 30	18609	
80	04/04/2007	SAN JOSE	O**	47-20-13	2-3	19,27P	29	1-4	3-3	39-31	20- 30	17440+	
81	04/06/2007	@ DALLAS	O**	47-20-14	1-2	8	17	0-3	5-5	22-30	35- 30	18584	
82	04/07/2007	@ COLUMBUS	W	48-20-14	4-3	8P17,8P15	15	2-3	4-4	25-45	30- 30	17391	

(* = OVERTIME ** = SHOOTOUT + = SELLOUT)

P = POWER PLAY GOAL S = SHORTHANDED GOAL X = SHOOTOUT GOAL

2005-06 MIGHTY DUCKS OF ANAHEIM

2005-06 WESTERN CONFERENCE CHAMPIONS



FRONT ROW (L-R): J.S. Giguere, Executive Vice President/COO Tim Ryan, Senior Vice President of Hockey Operations Bob Murray, Executive Vice President/General Manager Brian Burke, Owner Henry Samueli, Alternate Captain Teemu Selanne, Captain Scott Niedermayer, Alternate Captain Rob Niedermayer, Owner Susan Samueli, CEO Michael Schulman, Head Coach Randy Carlyle, Senior Vice President/CMO Bob Wagner, Ilya Bryzgalov. **SECOND ROW:** Video Coordinator Joe Trotta, Assistant Coach Dave Farrish, Senior Advisor to the General Manager Al Coates, Vice President of Amateur Scouting Chuck Fletcher, Samuel Pahlsson, Ruslan Salei, Andy McDonald, Joffrey Lupul, Assistant GM David McNab, Vice President of Sales & Marketing Steve Obert, Assistant Coach Newell Brown, Goaltending Consultant Francois Allaire. **THIRD ROW:** Assistant Equipment Manager John Allaway, Equipment Manager Mark O'Neill, Strength & Conditioning Coach Sean Skahan, Chris Kunitz, Jeff Friesen, Vitaly Vishnevski, Jason Marshall, Todd Marchant, Visiting Team Equipment Attendant Chris Kincaid, Head Trainer Tim Clark, Massage Therapist James Partida. **BACK ROW:** Francois Beauchemin, Travis Moen, Todd Fedoruk, Sean O'Donnell, Ryan Getzlaf, Corey Perry, Joe DiPenta, Jonathan Hedstrom.

POSTSEASON NOTES IN PLAYOFF SECTION

PLAYOFF BOUND:

The Ducks finished the regular season with a record of 43-27-12, good for 98 standings points and a sixth place finish in the Western Conference...the club clinched a playoff spot on Apr. 10 @ VAN, the fourth post-season berth in club history.

A RECORD-BREAKING SEASON:

The Ducks set club-records in wins (43) and points (98), eclipsing the previous marks of 40 and 95, respectively, set in 2002-2003... Anaheim's 28 wins at HOME (26-10-5) also set a club-record, breaking the record of 23 in 1996-97 (23-12-6)...the Ducks also set club-records for goals scored with 251 (not including team goals awarded in shootouts) and power play goals with 87...all of these marks were broken again the next season (2006-2007).

STEADY CLIMB:

On Jan. 13, the Ducks were 10th in the Western Conference (19-16-7, 45 points) and eight points out of the last playoff spot (occupied at the time by Colorado)...from that point on, Anaheim had a record of 24-11-5 for 53 points...the Ducks became just the fourth NHL team to qualify for the playoffs when trailing the 8th place position by 8 points-or-more anytime after Jan. 1...the first three teams to do so were the NY Islanders (1993-94 - finished 7th), Ottawa Senators (1996-97 - finished 7th) & Vancouver Canucks (2001-2002 - finished 8th)...the San Jose Sharks followed suit by becoming the fifth such team to accomplish the feat...the NHL standings switched to the current format in 1992-93.

ANOTHER GREAT SEASON:

Ducks Captain **Scott Niedermayer** established then career highs in points, assists and games played with 13-50-63 points in 82 games in 2005-2006... his assist and point totals were new franchise records for a defenseman (records he broke again the following season)...Niedermayer finished the season ranked 6th in the NHL in points and T-4th in assists by a defenseman...in his Morris Trophy winning season of 2003-04, Niedermayer scored 14-40-54 points in 81 games...in January, he was named to Canada's Olympic Team but elected not to play so he could have arthroscopic knee surgery during the Olympic Break...after the Olympic Break, he scored 4-17=21 points in 25 games in leading the Ducks to a 16-8-1 record...he was one of four Ducks' players to play in every game, marking the first time in his career he played all 82 games.

FLASHY FINN:


Ducks right wing **Teemu Selanne** scored 40-50-90 points in 80 games with a +28 rating...he led the Ducks in goals, points, plus/minus, power play goals (18) and shooting percentage (15.0%)... after leading Finland to the Silver Medal at the 2006 Winter Olympics (was named best forward in the tournament), Selanne had 14-22=36 points with a +8 rating in his last 25 games (only Thornton and Cheechoo of SJ had more points)...his 40 goals are the most he scored in one season since 1998-1999, when he scored 47...he finished the season ranked T-13th in the NHL in points, T-10th in goals.

2005-06 GAME-BY-GAME

#	DATE	TEAM	W/L/T/O	RECORD	GF - GA	SCORERS	W/T GOAL	PP	PK	SF - SA	W - L	GLTRD	ATTEND.
1	10/05/2005	@ CHICAGO	W	01-00-00	5-3	13P,15S,15,27P,44S	27	2-9	8-9	24-39	35	- 53	
2	10/08/2005	@ NASHVILLE	O**	01-00-01	2-3	26,39	9	0-5	3-4	35-35	29	- 35	
3	10/10/2005	EDMONTON	L	01-01-01	2-4	13,61	20	0-7	5-8	33-32	30	- 35	
4	10/14/2005	COLUMBUS	W	02-01-01	4-3	32,15,15P,3	3	1-6	7-9	36-19	35	- 30	
5	10/16/2005	@ MINNESOTA	L	02-02-01	1-4	7	17	0-7	6-8	29-22	35	- 35	
6	10/19/2005	@ ST. LOUIS	L	02-03-01	2-3	8,13P	4	1-6	5-7	30-34	40	- 30	
7	10/21/2005	@ DETROIT	L	02-04-01	2-3	13,51P	37	1-4	5-8	25-39	34	- 30	
8	10/23/2005	PHOENIX	W	03-04-01	5-3	39,13,19P,17S,44P	17	2-6	5-7	28-27	30	- 30	
9	10/25/2005	@ LOS ANGELES	L	03-05-01	1-3	19	20	0-7	7-8	30-33	35	- 30	
10	10/26/2005	CALGARY	W	04-05-01	4-1	15P,19,3P,13P	19	3-6	6-7	31-26	35	- 34	
11	10/28/2005	ST. LOUIS	W	05-05-01	6-4	15,13P,17P,39,44P,13	44	3-8	6-7	39-28	35	- 50	
12	10/30/2005	PHOENIX	W	06-05-01	3-2	13,19,19P	19	1-4	6-7	27-36	35	- 30	
13	11/01/2005	NASHVILLE	W	07-05-01	4-1	19,17P,27P,38	17	2-10	7-7	35-33	35	- 29	
14	11/03/2005	@ COLORADO	L	07-06-01	3-4	39,15P,15S	24	1-3	7-7	23-32	1	- 30	
15	11/04/2005	SAN JOSE	O*	07-06-02	0-1	-	11	0-6	6-7	21-32	31	- 35	
16	11/06/2005	MINNESOTA	O**	07-06-03	3-4	25,51,51P	25	1-9	4-4	42-21	35	- 35	
17	11/12/2005	@ PHOENIX	O*	07-06-04	1-2	51	4	0-5	4-4	44-30	31	- 35	
18	11/13/2005	DALLAS	L	07-07-04	1-3	17	26	0-7	5-6	41-19	35	- 35	
19	11/16/2005	DALLAS	L	07-08-04	2-4	32,27P	26	1-5	9-10	32-38	35	- 30	
20	11/18/2005	COLORADO	L	07-09-04	2-3	17,13P	40	1-6	6-7	33-31	31	- 30	
21	11/20/2005	VANCOUVER	L	07-10-04	2-3	19P,44P	6	2-10	9-10	33-29	39	- 30	
22	11/22/2005	@ PHOENIX	W	08-10-04	2-1	28,13	13	0-2	7-7	20-20	30	- 31	
23	11/23/2005	@ DALLAS	L	08-11-04	1-3	13	44	0-7	6-8	21-27	35	- 30	
24	11/25/2005	DETROIT	W	09-11-04	3-1	19,13P,17S	13	1-3	4-5	29-29	30	- 30	
25	11/27/2005	CHICAGO	W	10-11-04	3-1	13,15,44	15	0-8	7-7	25-35	30	- 53	
26	11/30/2005	PHOENIX	W	11-11-04	6-1	15,13,38,76P,76P,25P	13	3-8	7-7	35-17	30	- 30	
27	12/03/2005	ATLANTA	W	12-11-04	2-1	15,19P	19	1-4	4-4	28-21	30	- 35	
28	12/06/2005	CAROLINA	L	12-12-04	2-6	44,23	14	0-4	4-5	37-31	29	- 30	
29	12/08/2005	@ BUFFALO	O*	12-12-05	2-3	38,15	61	0-4	1-2	30-31	43	- 35	
30	12/10/2005	@ MONTREAL	W	13-12-05	5-3	25,39,24,17,44P	17	1-6	5-7	37-24	35	- 60	
31	12/12/2005	@ TORONTO	L	13-13-05	2-3	44,13	10	0-8	4-6	29-27	32	- 35	
32	12/14/2005	TAMPA BAY	W	14-13-05	4-2	22,25P,23P,44	23	2-7	6-7	33-24	35	- 47	
33	12/16/2005	LOS ANGELES	O**	14-13-06	3-4	39,22,15P	38	1-4	4-6	45-37	31	- 35	
34	12/18/2005	SAN JOSE	W	15-13-06	5-4	38S,27,29,22,44	44	0-4	4-5	34-34	35	- 20	
35	12/20/2005	@ SAN JOSE	L	15-14-06	2-4	39P,13P	14	2-9	2-3	35-21	20	- 35	
36	12/21/2005	ST. LOUIS	W	16-14-06	6-3	13,19P,26S,28,19,33	28	1-7	7-8	36-25	35	- 50	
37	12/28/2005	@ COLUMBUS	L	16-15-06	0-1	-	25	0-4	10-10	40-42	30	- 35	
38	12/31/2005	@ ST. LOUIS	W**	17-15-06	5-4	19,38,5,38,38X	38	0-3	4-7	33-34	35	- 1	
39	01/01/2006	@ NASHVILLE	W	18-15-06	4-2	15,15,27P,17	27	1-7	4-4	36-23	30	- 29	
40	01/06/2006	@ DALLAS	O**	18-15-07	3-4	19P,26,13P	20	2-7	6-6	26-25	1	- 35	
41	01/07/2006	@ MINNESOTA	L	18-16-07	1-4	29	25	0-4	7-8	23-36	35	- 30	
42	01/09/2006	LOS ANGELES	W	19-16-07	6-2	51P,19P,17,17,38,17	17	2-5	5-6	27-43	35	- 31	
43	01/13/2006	WASHINGTON	O*	19-16-08	2-3	15,32	8	0-3	2-2	34-26	1	- 35	
44	01/16/2006	@ BOSTON	O*	19-16-09	3-4	27P,38,51P	37	2-9	4-4	28-24	30	- 30	
45	01/19/2006	@ OTTAWA	W**	20-16-09	4-3	38P,13,22,38X	38	1-4	3-4	39-33	35	- 39	
46	01/21/2006	FLORIDA	W	21-16-09	1-0	38	38	0-7	7-7	31-30	35	- 1	
47	01/23/2006	@ LOS ANGELES	O**	21-16-10	2-3	23,23P	6	1-4	9-9	35-34	31	- 35	
48	01/25/2006	EDMONTON	L	21-17-10	3-6	38P,13P,13	44	2-6	8-10	22-26	30	- 35	
49	01/26/2006	@ SAN JOSE	W	22-17-10	2-0	19,15P	19	1-5	6-6	32-24	30	- 20	
50	01/28/2006	@ LOS ANGELES	W	23-17-10	6-2	15P,61,51P,38,61P,27P	51	4-8	6-8	33-32	30	- 31	
51	01/30/2006	LOS ANGELES	W*	24-17-10	4-3	13P,51P,13,27	27	2-6	3-4	45-32	30	- 31	
52	02/01/2006	SAN JOSE	L	24-18-10	4-6	13P,19P,38,76	14	2-9	5-8	39-35	20	- 30	
53	02/04/2006	@ SAN JOSE	W	25-18-10	2-0	29,13	29	0-5	8-8	24-35	35	- 20	
54	02/06/2006	@ EDMONTON	O**	25-18-11	5-6	19,61,38,22,27	34	0-5	3-5	40-30	1	- 35	
55	02/08/2006	@ CALGARY	L	25-19-11	1-3	19P	22	1-6	2-5	32-24	34	- 35	
56	02/10/2006	@ VANCOUVER	W	26-19-11	3-1	33,19,15P	19	1-4	5-5	30-28	30	- 35	
57	02/12/2006	CHICAGO	W	27-19-11	4-1	15P,76,61,15	76	1-8	2-2	32-24	35	- 30	
58	03/01/2006	DETROIT	L	27-20-11	0-2	-	96	0-5	7-8	24-33	30	- 35	
59	03/03/2006	MINNESOTA	W	28-20-11	4-2	26S,61P,8,13	8	1-5	3-3	32-38	35	- 30	
60	03/05/2006	COLUMBUS	O**	28-20-12	2-3	51P,19	61	1-6	7-9	45-34	31	- 35	
61	03/07/2006	SAN JOSE	W*	29-20-12	5-4	15,19P,19,61P,8	8	2-4	5-6	27-48	35	- 20	
62	03/11/2006	@ PHOENIX	W	30-20-12	5-3	44,13,17,23P,44	23	1-10	7-8	36-17	35	- 31	
63	03/12/2006	PHOENIX	L	31-20-12	5-2	15P,26,12,61,22	12	1-8	4-4	45-22	30	- 35	
64	03/15/2006	@ DETROIT	L	31-21-12	1-3	13P	23	1-6	3-4	26-29	30	- 35	
65	03/17/2006	@ CHICAGO	W	32-21-12	2-1	19,19	19	0-5	6-6	30-23	35	- 53	
66	03/19/2006	@ COLUMBUS	W	33-21-12	4-3	23,32,61,15P	15	1-6	8-9	29-28	35	- 30	
67	03/20/2006	@ DALLAS	W	34-21-12	2-1	19,26	26	0-2	2-3	18-25	35	- 35	
68	03/22/2006	COLORADO	W*	35-21-12	5-4	51P,27P,27P,19,17	17	3-5	2-3	36-29	35	- 31	
69	03/24/2006	NASHVILLE	W	36-21-12	6-3	13P,38P,13,61,19,19P	61	3-6	5-6	30-39	35	- 29	
70	03/25/2006	@ PHOENIX	W	37-21-12	5-2	27P,13P,61,13,23P	61	3-4	7-7	27-34	35	- 30	
71	03/28/2006	@ COLORADO	L	37-22-12	3-4	21,13,51	15	0-5	3-3	31-35	31	- 35	
72	03/29/2006	@ DALLAS	L	37-23-12	1-2	51	39	0-3	6-8	16-29	35	- 35	
73	03/31/2006	DALLAS	W**	38-23-12	5-4	38,26S,29,19,44X	44	0-5	2-4	36-31	35	- 35	
74	04/02/2006	VANCOUVER	W	39-23-12	6-2	13P,26,23,51P,26,13	23	2-5	4-5	30-29	35	- 35	
75	04/04/2006	LOS ANGELES	W	40-23-12	6-2	13P,15P,13P,26,26,61	13	3-4	3-3	41-18	35	- 31	
76	04/06/2006	DALLAS	L	40-24-12	3-5	44,19P,15	39	1-7	5-7	35-28	35	- 35	
77	04/08/2006	@ LOS ANGELES	W	41-24-12	4-2	44,15P,38,38P	38	2-6	8-9	23-27	35	- 31	
78	04/10/2006	@ VANCOUVER	W	42-24-12	4-2	27,44,19P,13	19	1-5	5-7	18-41	35	- 35	
79	04/11/2006	@ CALGARY	L	42-25-12	0-3	-	17	0-4	1-2	32-25	34	- 30	
80	04/13/2006	@ EDMONTON	L	42-26-12	1-2	19	83	0-4	5-5	24-37	35	- 35	
81	04/15/2006	@ SAN JOSE	L	42-27-12	3-6	51P,15,19	14	1-7	4-7	34-22	35	- 35	
82	04/17/2006	CALGARY	W	43-27-12	4-3	61P,38P,19,13P	13	3-13	7-8	34-32	35	- 33	

(* = OVERTIME, ** = SHOOTOUT, + = SELLOUT)

2003-04 MIGHTY DUCKS OF ANAHEIM



Front Row (L-R): Jean-Sebastien Giguere, Director of Hockey Operations Chuck Fletcher, Assistant General Manager David McNab, Senior Vice President/General Manager Bryan Murray, Alternate Captain Keith Carney, Captain Steve Rucchin, Alternate Captain Sergei Fedorov, Head Coach Mike Babcock, Assistant Coach Lorne Henning, Senior Vice President Business Operations Al Coates, Martin Gerber. **Second Row:** Head Athletic Trainer Chris Phillips, Goaltending Consultant Francois Allaire, Assistant Coach Paul MacLean, Ruslan Salei, Vaclav Prospal, Rob Niedermayer, Petr Sykora, Assistant Coach Greg Carvel, Equipment Manager Mark O'Neill, Assistant Equipment Manager John Allaway. **Third Row:** Training Room Assistant Guido Sendowsky, Andy McDonald, Samuel Pahlsson, Mike Leclerc, Sandis Ozolinsh, Martin Skoula, Vitaly Vishnevski, Niclas Havelid, Massage Therapist Vincent Bennett. **Fourth Row:** Visiting Team Equipment Attendant Chris Kincaid, Joffrey Lupul, Cam Severson, Lance Ward, Garrett Burnett, Petr Schastlivy, Jason Krog, Strength and Conditioning Coach Sean Skahan.

THE SEASON:

The Ducks finished the season with a mark of 29-35-10-8 for 76 points (fourth in Pacific Division, 12th in the Western Conference)...Anaheim ended the season going 13-12-2-1 over the last 28 games...the Ducks went 19-11-7-4 at home, 10-24-3-4 on the road.

DUCKS SOLID AT HOME IN 2003-04:

The Ducks (19-11-7-4 at the Arrowhead Pond) had at least one point in 15 of the last 19 (11-4-2-2) and 29 of the last 38 games at home (19-9-7-3)...including the last 33 regular season home games of the 2002-2003 season, the Ducks had a record of 38-17-13-6 over the last 74 home games, earning at least one point in 57 of the 74 contests at Honda Center (19-6-6-2 in last 33 home games in 2002-03, 19-11-7-4 in 2003-2004).

DUCKS LEAD LEAGUE IN FACEOFF PERCENTAGE FOR SECOND STRAIGHT SEASON:

The Mighty Ducks of Anaheim led the NHL in face-off percentage for the second consecutive year, winning

55.3% of their face-offs (2882-of-5208 total)...Carolina finished second winning 54.9%...Jason Krog led the team for the second straight year and ranked fourth in the NHL, with a 58.5 winning percentage (450-of-769), while Sergei Fedorov ranked 12th in the NHL (56.6%)...the Ducks won a season-high 67.2 percent in the home opener vs. Phoenix on Oct. 12...Anaheim won 50% or more of its face-offs in 17 of its last 19 games and 20 of the last 24...in 2002-2003, Anaheim finished first in the NHL with a 55.2 win percentage...Krog led the team and was second in the NHL with a 60.4 winning percentage (634 TF - 383 wins) in 2002-03...below is a breakdown of the top face-off teams in 2003-04.

NHL TEAMS RANKED BY FACEOFF PERCENTAGE SEASON:

1. Anaheim - 55.3%
2. Carolina - 54.9%
3. Detroit - 52.5%
4. Boston - 52.1%
5. Toronto - 52.1%

2003-04 GAME-BY-GAME

GAME	DATE	OPPONENT	RESULT	RECORD/PTS.	DUCKS GOALS (BY #)	ANA. GOALTENDER(S)	ATTENDANCE
1	10/8	@ DALLAS	4-1 L	0-1-0-0/0	44	GIGUERE	18,532
2	10/9	@ NASHVILLE	3-1 L	0-2-0-0/0	44	GERBER	16,684
3	10/12	VS. PHOENIX	2-0 L	0-3-0-0/0	-	GIGUERE	17,174^
4	10/17	VS. OTTAWA	3-0 L	0-4-0-0/0	-	GIGUERE	13,885
5	10/19	VS. BOSTON	4-3 L (OT)	0-4-0-1/1	20, 40, 20	GIGUERE	13,120
6	10/21	@ SAN JOSE	2-0 W	1-4-0-1/3	8, 39	GERBER	14,362
7	10/22	VS. PHILADELPHIA	4-3 W (OT)	2-4-0-1/5	91, 40, 39, 44	GIGUERE	12,737
8	10/24	VS. BUFFALO	5-2 L	2-5-0-1/5	15, 39	GIGUERE	14,186
9	10/26	VS. CHICAGO	1-1 T (OT)	2-5-1-1/6	15+	GERBER	12,845
10	10/28	@ NYR	3-1 W	3-5-1-1/8	8, 28, 44	GERBER	17,902
11	10/29	@ WASHINGTON	4-2 W	4-5-1-1/0	91, 91, 10, 20	GERBER	13,350
12	11/1	@ NYI	4-1 L	4-6-1-1/10	44	GERBER (GIGUERE)	10,782
13	11/2	@ CHICAGO	3-1 L	4-7-1-1/10	40	GIGUERE	11,678
14	11/5	@ ST. LOUIS	2-1 L (OT)	4-7-1-2/11	8	GIGUERE	15,191
15	11/8	@ PHOENIX	4-3 L (OT)	4-7-1-3/12	44, 20, 20	GIGUERE	15,177
16	11/9	VS. PHOENIX	2-1 W (OT)	5-7-1-3/14	20*, 39	GIGUERE	14,269
17	11/12	VS. TORONTO	5-1 W	6-7-1-3/16	19, 19, 91, 91, 39	GIGUERE	15,903
18	11/16	VS. ST. LOUIS	4-3 W	7-7-1-3/18	10, 5, 20, 20	GIGUERE	14,460
19	11/18	@ COLORADO	2-1 L (OT)	7-7-1-4/19	40	GIGUERE	18,007
20	11/19	@ DALLAS	3-3 T (OT)	7-7-2-4/20	19, 39, 19+	GERBER	18,532
21	11/21	VS. NASHVILLE	4-3 L (OT)	7-7-2-5/21	10, 26, 20	GIGUERE	14,166
22	11/26	VS. NEW JERSEY	3-3 T (OT)	7-7-3-5/22	39, 91, 91+	GIGUERE	16,472
23	11/28	VS. CHICAGO	4-3 W	8-7-3-5/24	39, 15, 10, 91+	GERBER	15,117
24	11/30	@ MINNESOTA	1-1 T (OT)	8-7-4-5/25	8+	GIGUERE	18,568
25	12/2	@ COLUMBUS	2-1 L	8-8-4-5/25	40	GERBER	16,525
26	12/3	@ DETROIT	7-2 L	8-9-4-5/25	91, 49	GIGUERE (GERBER)	20,066
27	12/5	@ ATLANTA	6-2 L	8-10-4-5/25	15, 15	GIGUERE (GERBER)	17,230
28	12/7	VS. DALLAS	4-0 W	9-10-4-5/27	40, 15, 34, 91*	GERBER	15,831
29	12/10	VS. SAN JOSE	3-2 W	10-10-4-5/29	19, 39, 24	GERBER	12,246
30	12/13	@ SAN JOSE	2-0 L	10-11-4-5/29	-	GERBER	16,216
31	12/14	VS. EDMONTON	3-2 L	10-12-4-5/29	19, 39	GIGUERE	12,426
32	12/19	VS. COLORADO	1-0 W	11-12-4-5/31	91	GIGUERE	17,174^
33	12/21	VS. SAN JOSE	2-1 L	11-13-4-5/31	39	GIGUERE	14,853
34	12/22	@ SAN JOSE	2-1 L	11-14-4-5/31	23	GERBER	15,695
35	12/27	@ FLORIDA	3-2 L	11-15-4-5/31	27, 91	GIGUERE	18,007
36	12/29	@ TAMPA BAY	2-0 W	12-15-4-5/33	28, 39	GIGUERE	17,662
37	12/31	@ CAROLINA	3-1 W	13-15-4-5/35	19, 24*, 91	GERBER	13,379
38	1/2	@ BUFFALO	5-2 L	13-16-4-5/35	3, 19*	GERBER	18,690
39	1/3	@ DETROIT	3-1 L	13-17-4-5/35	19	GIGUERE	20,066
40	1/5	VS. DALLAS	2-2 T (OT)	13-17-5-5/36	20, 44+	GIGUERE	12,258
41	1/7	VS. LOS ANGELES	4-4 T (OT)	13-17-6-5/37	18, 18, 91, 2+	GIGUERE	17,174^
42	1/9	VS. VANCOUVER	5-2 L	13-18-6-5/37	2, 39	GIGUERE (GERBER)	15,914
43	1/11	VS. COLUMBUS	2-2 T (OT)	13-18-7-5/38	5, 2	GERBER	15,559
44	1/13	@ COLORADO	3-1 L	13-19-7-5/38	91	GIGUERE	18,007
45	1/15	@ EDMONTON	1-0 L	13-20-7-5/38	-	GERBER	16,839
46	1/17	@ VANCOUVER	2-1 W	14-20-7-5/40	2, 40	GIGUERE	18,630
47	1/19	VS. CALGARY	5-1 L	14-21-7-5/40	91	GIGUERE	13,146
48	1/21	VS. DETROIT	2-2 T (OT)	14-21-8-5/41	39, 40+	GERBER	17,174^
49	1/23	VS. MINNESOTA	6-2 W	15-21-8-5/43	39, 40, 15, 44, 40, 40	GERBER	17,174^
50	1/24	@ LOS ANGELES	4-2 L	15-22-8-5/43	44, 40	GIGUERE	18,186
51	1/28	VS. LOS ANGELES	4-3 L (OT)	15-22-8-6/44	20, 20, 24	GERBER	17,174^
52	1/30	VS. COLORADO	4-3 W (OT)	16-22-8-6/46	40, 20, 91, 28	GERBER	17,174^
53	2/1	@ CALGARY	6-4 L	16-23-8-6/46	39, 5, 40, 91	GERBER (GIGUERE)	15,189
54	2/2	@ EDMONTON	2-1 L (OT)	16-23-8-7/47	15	GERBER	16,183
55	2/4	VS. CAROLINA	3-2 W	17-23-8-7/49	40, 5, 26	GERBER	12,339
56	2/11	VS. PHOENIX	5-3 W	18-23-8-7/51	28, 91, 15, 40, 39	GIGUERE	12,386
57	2/13	@ CALGARY	2-1 L	18-24-8-7/51	20	GIGUERE	17,749
58	2/14	@ VANCOUVER	2-1 W	19-24-8-7/53	3, 27	GIGUERE	18,630
59	2/16	VS. DALLAS	3-1 W	20-24-8-7/55	91, 39, 12S	GIGUERE	15,139
60	2/18	VS. COLUMBUS	3-1 W	21-24-8-7/57	14, 40, 91S	GIGUERE	12,898
61	2/20	VS. NASHVILLE	3-2 L (OT)	21-24-8-8/58	26, 5	GIGUERE	16,263
62	2/22	@ DALLAS	4-0 L	21-25-8-8/58	-	GIGUERE	18,532
63	2/23	@ PHOENIX	1-1 T (OT)	21-25-9-8/59	10	GIGUERE	14,789
64	2/25	VS. EDMONTON	4-2 W	22-25-9-8/61	28, 26, 15, 15	GIGUERE	15,235
65	2/28	@ LOS ANGELES	2-1 L	22-26-9-8/61	15	GIGUERE	18,207
66	2/29	@ LOS ANGELES	6-3 W	23-26-9-8/63	91, 17, 27, 91, 40, 20	GIGUERE	17,174^
67	3/3	VS. MINNESOTA	2-0 W	24-26-9-8/65	26, 26	GIGUERE	12,747
68	3/5	@ CHICAGO	5-2 W	25-26-9-8/67	39, 91, 44, 20, 20	GIGUERE	11,536
69	3/6	@ PITTSBURGH	2-1 L	25-27-9-8/67	20	GIGUERE	14,286
70	3/8	VS. MONTREAL	5-2 L	25-28-9-8/67	44, 39	GIGUERE	14,947
71	3/12	VS. NYI	3-1 L	25-29-9-8/67	26	GERBER	16,385
72	3/14	@ LOS ANGELES	5-1 L	25-30-9-8/67	91	GIGUERE	18,118
73	3/16	@ PHOENIX	3-2 W (OT)	26-30-9-8/69	55, 17, 91	BRYZGALOV	14,401
74	3/17	VS. ST. LOUIS	1-1 T (OT)	26-30-10-8/70	14, 19	GIGUERE	12,861
75	3/19	VS. SAN JOSE	4-2 L	26-31-10-8/70	23, 91	GERBER (GIGUERE)	17,174^
76	3/21	VS. DETROIT	8-6 W	27-31-10-8/72	15, 20, 26, 91, 39, 5, 91, 20	GIGUERE	17,174^
77	3/23	VS. NASHVILLE	4-1 W	28-31-10-8/74	40, 8, 39, 91S	GERBER	15,976
78	3/25	@ ST. LOUIS	3-2 L	28-32-10-8/74	10, 44	GIGUERE	19,011
79	3/26	@ COLUMBUS	3-1 L	28-33-10-8/74	39	GERBER	18,136
80	3/28	@ MINNESOTA	2-1 L	28-34-10-8/74	28	GIGUERE	18,568
81	3/30	VS. VANCOUVER	2-1 L	28-35-10-8/74	24	GERBER	14,997
82	4/4	VS. CALGARY	2-1 W	29-35-10-8/76	14, 91	GIGUERE	17,174^

GOAL KEY: * = SHORTHANDED GOAL, BOLD = GAME-WINNING GOAL, + = GAME-TYING GOAL, \$ = EMPTY NET GOAL, ITALIC = PENALTY SHOT GOAL ^ = SELLOUT AT THE ARROWHEAD POND OF ANAHEIM. WHEN TWO GOALTENDERS PLAY IN ONE GAME, PARENTHESIS RECEIVED NO DECISION.

2002-03 MIGHTY DUCKS OF ANAHEIM

2003 WESTERN CONFERENCE CHAMPIONS



Front Row L-R: Jean Sebastien Giguere, Director of Hockey Operations Chuck Fletcher, Assistant General Manager David McNab, Sr. Vice President & General Manager Bryan Murray, Alternate Captain Steve Rucchin, Captain Paul Kariya, Alternate Captain Keith Carney, Head Coach Mike Babcock, Assistant Coach Lorne Henning, Assistant Coach Paul Maclean, Martin Gerber. **2nd Row L-R:** Massage Therapist Vincent Bennett, Goaltending Consultant Francois Allaire, Fredrik Olausson, Steve Thomas, Petr Sykora, Sandis Ozolinsh, Rob Niedermayer, Ruslan Salei, Adam Gates, Scouting and Video Coordinator Greg Carvel, Equipment Manager Mark O'Neill, Assistant Equipment Manager John Allaway. **3rd Row L-R:** Visiting Team Equipment Attendant Chris Kincaid, Andy McDonald, Dan Bylsma, Samuel Pahlsson, Mike Leclerc, Miclas Havelid, Stanislav Chistov, Strength and Conditioning Coach Sean Skahan, Athletic Training Assistant Guido Sendowsky. **4th Row L-R:** Jason Krog, Vitaly Vishnevski, Kurt Sauer, Marc Chouinard, Lance Ward, Alexei Smirnov, Kevin Sawyer, Head Athletic Trainer Chris Phillips.

POSTSEASON NOTES IN PLAYOFF SECTION

DUCKS COMPLETE BEST SEASON IN TEAM HISTORY:

The Mighty Ducks finished the 2002-2003 season with a record of 40-27-9-6 for 95 points, good for 2nd in the Pacific Division and 7th in the Western Conference (tied in points with Minnesota, who earned the #6 seed by virtue of two more wins)...Anaheim set club records for wins and points in one season, surpassing the old records held by the 1996-97 Ducks (36-33-13 for 85 points)...the Ducks also finished 13 games over .500, after never being more than five games over .500 at any point during a season until this year (high-water mark was 14 games over, 40-26-9-5 after winning Apr. 1 @ NSH)...the Ducks clinched their third playoff berth in team history (also '97 & '99) on Mar. 24, when Calgary defeated Phoenix at the Saddledome...about 90 minutes later that evening the Ducks made the Phoenix loss moot, completing a 5-0 shutout vs. Columbus at -the Pond.

QUITE A TURNAROUND STORY IN ANAHEIM:

The Mighty Ducks finished the regular season posting the largest improvement in the NHL...the Ducks improved by 26 points from 01-02 to 02-03...below is a closer look:

NHL'S BIGGEST POINT DIFFERENTIALS

Team	# of Games	2001-2002 Record	2002-2003 Record	Point Differential
Anaheim	82	29-42-8-3 (69)	40-27-9-6 (95)	+26
Tampa Bay	82	27-40-11-4 (69)	36-25-16-5 (93)	+24
Minnesota	82	26-35-12-9 (73)	42-29-10-1 (95)	+22
Dallas	82	36-28-13-5 (90)	46-17-15-4 (111)	+21
Ottawa	82	39-27-9-7 (94)	52-21-8-1 (113)	+19

2002-03 GAME-BY-GAME

GAME	DATE	OPPONENT	RESULT	RECORD/PTS.	DUCKS GOALS (BY #)	ANA. GOALTENDER(S)	ATTENDANCE
1	10/10	@ ST. LOUIS	4-3 W	1-0-0-0/2	19, 23, 22, 12	GIGUERE	16,927
2	10/11	@ DALLAS	2-4 L	1-1-0-0/2	20, 17	GIGUERE	18,532
3	10/13	DETROIT	2-4 L	1-2-0-0/2	9, 24	GIGUERE	17,174^
4	10/16	LOS ANGELES	2-4 L	1-3-0-0/2	21, 20	GIGUERE	11,332
5	10/18	VANCOUVER	2-2 T (OT)	1-3-1-0/3	9, 9	GIGUERE	11,287
6	10/20	COLORADO	3-2 W (OT)	2-3-1-0/5	23, 39, 19	GERBER	12,838
7	10/24	@ VANCOUVER	2-2 T (OT)	2-3-2-0/6	19, 9+	GERBER	18,422
8	10/26	@ EDMONTON	3-4 L	2-4-2-0/6	39, 39*, 12	GIGUERE	16,357
9	10/28	@ TORONTO	2-5 L	2-5-2-0/6	17, 20	GERBER, GIGUERE	18,891
10	10/29	@ MONTREAL	2-2 T (OT)	2-5-3-0/7	17, 3+	GIGUERE	19,521
11	10/31	@ BOSTON	4-1 W	3-5-3-0/9	9, 17, 9, 9	GIGUERE	9,491
12	11/3	SAN JOSE	3-4 L	3-6-3-0/9	23, 39, 20	GIGUERE	15,157
13	11/6	NASHVILLE	2-1 W	4-6-3-0/11	9, 39	GIGUERE	11,729
14	11/8	@ COLORADO	3-2 W (OT)	5-6-3-0/13	18, 24, 28	GIGUERE	18,007
15	11/10	MINNESOTA	1-0 W	6-6-3-0/15	23	GIGUERE	14,070
16	11/12	@ NEW JERSEY	2-3 OTL (OT)	6-6-3-1/16	19, 32*	GIGUERE	15,043
17	11/14	@ COLUMBUS	3-2 W	7-6-3-1/18	9, 10, 20	GIGUERE	17,398
18	11/15	@ DETROIT	1-2 OTL (OT)	7-6-3-2/19	39	GIGUERE	20,058
19	11/17	@ ATLANTA	5-1 W	8-6-3-2/21	23, 18, 25, 28, 39	GIGUERE	10,932
20	11/19	@ NY RANGERS	2-3 OTL (OT)	8-6-3-3/22	17, 24	GIGUERE	18,072
21	11/22	DALLAS	0-4 L	8-7-3-3/22	-	GIGUERE, GERBER	12,509
22	11/24	FLORIDA	4-4 T (OT)	8-7-4-3/23	20, 20, 19, 25	GIGUERE	13,254
23	11/27	PHOENIX	2-2 T (OT)	8-7-5-3/24	7, 9	GERBER	11,386
24	11/29	LOS ANGELES	2-2 T (OT)	8-7-6-3/25	28, 3+	GIGUERE	17,174^
25	12/1	CHICAGO	3-2 W	9-7-6-3/27	9, 32, 18	GIGUERE	12,493
26	12/3	@ DETROIT	1-2 L	9-8-6-3/27	9	GIGUERE	20,058
27	12/4	@ BUFFALO	0-4 L	9-9-6-3/27	-	GERBER	10,433
28	12/6	@ CHICAGO	4-3 W	10-9-6-3/29	19, 10, 39, 20*	GIGUERE	14,616
29	12/8	NASHVILLE	3-0 W	11-9-6-3/31	28, 2, 39	GIGUERE	11,979
30	12/11	WASHINGTON	3-0 W	12-9-6-3/33	2, 7, 19S	GIGUERE	11,006
31	12/15	PITTSBURGH	5-0 W	13-9-6-3/35	3, 39, 19, 12, 19	GIGUERE	16,542
32	12/18	ST. LOUIS	5-2 W	14-9-6-3/37	9, 20, 39, 77, 9S	GIGUERE	11,144
33	12/19	@ LOS ANGELES	4-5 L	14-10-6-3/37	20, 9, 28, 23	GIGUERE	18,118
34	12/22	PHOENIX	4-0 W	15-10-6-3/39	44, 17, 28, 28	GIGUERE	12,267
35	12/26	@ SAN JOSE	1-4 L	15-11-6-3/39	17	GIGUERE	17,496
36	12/28	@ VANCOUVER	3-7 L	15-12-6-3/39	18*, 7, 20	GERBER, GIGUERE	18,422
37	12/29	@ CALGARY	2-4 L	15-13-6-3/39	39, 18	GIGUERE	16,922
38	12/31	@ MINNESOTA	1-4 L	15-14-6-3/39	19	GIGUERE	18,568
39	1/3	PHILADELPHIA	0-1 L	15-15-6-3/39	-	GERBER	14,420
40	1/5	DALLAS	1-1 T (OT)	15-15-7-3/40	39	GERBER	15,393
41	1/8	EDMONTON	0-1 L	15-16-7-3/40	-	GERBER	12,390
42	1/9	@ COLORADO	5-3 W	16-16-7-3/42	10, 10, 39, 39, 3S	GIGUERE	18,007
43	1/12	ST. LOUIS	2-1 W	17-16-7-3/44	10, 28	GIGUERE	15,414
44	1/15	@ COLUMBUS	4-3 W	18-16-7-3/46	23, 22, 20, 38	GIGUERE	17,385
45	1/16	@ OTTAWA	1-3 L	18-17-7-3/46	23	GERBER	18,034
46	1/18	@ MINNESOTA	1-0 W	19-17-7-3/48	9	GIGUERE	18,568
47	1/20	MINNESOTA	1-2 OTL (OT)	19-17-7-4/49	39	GIGUERE	13,331
48	1/22	LOS ANGELES	6-5 W	20-17-7-4/51	9, 9, 20, 20, 32, 39	GIGUERE	17,174^
49	1/24	NEW JERSEY	1-3 L	20-18-7-4/51	77	GERBER	12,004
50	1/29	OTTAWA	3-2 W	21-18-7-4/53	9, 77, 20	GIGUERE	13,230
51	1/30	@ SAN JOSE	4-3 W	22-18-7-4/55	77, 10, 39, 20	GIGUERE	17,127
52	2/4	@ CALGARY	3-2 W	23-18-7-4/57	23, 12, 8	GIGUERE	14,110
53	2/5	@ EDMONTON	1-2 L	23-19-7-4/57	39	GIGUERE	16,839
54	2/7	PHOENIX	3-2 W	24-19-7-4/59	18, 23, 28	GIGUERE	14,440
55	2/9	CAROLINA	2-1 W	25-19-7-4/61	9, 10*	GIGUERE	15,599
56	2/12	CALGARY	4-3 W (OT)	26-19-7-4/63	18, 39, 39, 12	GIGUERE	11,612
57	2/14	@ DALLAS	4-2 W	27-19-7-4/65	77, 39, 22, 20	GERBER	18,532
58	2/15	@ NASHVILLE	1-2 L	27-20-7-4/65	8	GIGUERE	16,312
59	2/17	NY ISLANDERS	2-2 T (OT)	27-20-8-4/66	39, 9	GIGUERE	13,172
60	2/19	COLUMBUS	2-0 W	28-20-8-4/68	9, 20S	GIGUERE	11,641
61	2/21	NY RANGERS	2-6 L	28-21-8-4/68	26, 20	GIGUERE	17,174^
62	2/23	@ CAROLINA	4-0 W	29-21-8-4/70	77, 9, 8, 10	GERBER	15,053
63	2/25	@ TAMPA BAY	0-2 L	29-22-8-4/70	-	GERBER	15,634
64	2/26	@ FLORIDA	2-1 W	30-22-8-4/72	9, 39	GIGUERE	14,644
65	2/28	@ PHOENIX	1-3 L	30-23-8-4/72	8	GIGUERE	13,897
66	3/2	ATLANTA	1-4 L	30-24-8-4/72	24	GIGUERE	15,451
67	3/4	@ LOS ANGELES	2-1 W	31-24-8-4/74	77, 26	GIGUERE	18,118
68	3/5	MONTREAL	3-1 W	32-24-8-4/76	39, 12, 18	GERBER	12,022
69	3/7	EDMONTON	1-4 L	32-25-8-4/76	5*	GIGUERE	15,818
70	3/9	DETROIT	4-1 W	33-25-8-4/78	20, 23, 34, 26*	GIGUERE	17,174^
71	3/12	CHICAGO	5-2 W	34-25-8-4/80	32, 12, 32, 39, 10S	GIGUERE	13,212
72	3/13	SAN JOSE	3-2 W (OT)	35-25-8-4/82	39, 5, 32	GERBER	12,931
73	3/15	@ PHOENIX	2-4 L	35-26-8-4/82	10, 12	GIGUERE, GERBER	14,451
74	3/16	CALGARY	2-2 T (OT)	35-26-9-4/83	39, 39+	GIGUERE	16,726
75	3/19	@ CHICAGO	4-3 W	36-26-9-4/85	39, 23, 9, 26	GIGUERE	12,236
76	3/20	@ ST. LOUIS	2-3 OTL (OT)	36-26-9-5/86	77, 32	GERBER	18,468
77	3/22	@ SAN JOSE	3-2 W (OT)	37-26-9-5/88	39, 39, 28	GIGUERE	17,496
78	3/24	COLUMBUS	5-0 W	38-26-9-5/90	12, 39, 44, 32, 44	GIGUERE	15,507
79	3/30	VANCOUVER	3-1 W	39-26-9-5/92	32, 77, 39	GERBER	17,174^
80	4/1	@ NASHVILLE	2-1 W (OT)	40-26-9-5/94	32, 32	GIGUERE	15,494
81	4/2	@ DALLAS	1-2 L	40-27-9-5/94	8	GERBER	18,532
82	4/4	COLORADO	3-4 OTL (OT)	40-27-9-6/95	32, 32, 28	GIGUERE	17,174^

GOAL KEY: UNDERLINE = POWER PLAY GOAL, * = SHORTHANDED GOAL, BOLD = GAME-WINNING GOAL, + = GAME-TYING GOAL, \$ = EMPTY NET GOAL, ITALIC = PENALTY SHOT GOAL ^ = SELOUT AT THE ARROWHEAD POND OF ANAHEIM. WHEN TWO GOALTENDERS PLAY IN ONE GAME, ALL CAPS RECEIVED DECISION.

2001-02 MIGHTY DUCKS OF ANAHEIM



Front Row L-R: Jean-Sebastien Giguere, Goaltending Consultant Francois Allaire, Assistant General Manager David McNab, President & General Manager Pierre Gauthier, Alternate Captain Steve Rucchin, Captain Paul Kariya, Alternate Captain Oleg Tverdovsky, Head Coach Bryan Murray, Assistant Coach Guy Charron, Assistant Coach Tom Watt, Steve Shields. **2nd Row L-R:** Assistant Equipment Manager John Allaway, Equipment Manager Mark O'Neill, Dan Bylsma, Ruslan Salei, Matt Cullen, Jeff Friesen, German Titov, Head Athletic Trainer Chris Phillips, Assistant Athletic Trainer Greg Thayer. **3rd Row L-R:** Timo Parssinen, Samuel Pahlsson, Kevin Sawyer, Niclas Havelid, Mike Leclerc, Keith Carney, Denny Lambert, Andy McDonald. **4th Row L-R:** Jason York, Patric Kjellberg, Marc Chouinard, Pavel Trnka, Vitaly Vishnevski.

2001-02 SEASON:

The Ducks finished the season 29-42-8-3 for 69 points...Anaheim went 15-13-2-0 in the last 30 contests...the Ducks had the best defensive season in franchise history...they had a team GAA of 2.39 (ranking ninth in the NHL) allowing just 198 goals the entire season...the previous club records were 206 goals allowed for a 2.48 GAA set in 1998-99...Anaheim also had the best penalty kill in club history...the PK unit killed 284-of-330 (86.1%) penalties, bettering the club record of 84.5% set in 1998-99...the fewest PP goals the club had allowed in a season was also set in 98-99, when it gave up 60 power play markers...in 2001-2002, the team shattered that record by allowing just 46 power play goals...Goaltender J.S. Giguere finished 2001-2002 with the fifth-best goals against average (2.13) and tied

(with Burke & Khabibulin) for the fifth-best save percentage (.920) in the NHL...he shattered the club record for lowest goals-against average, well ahead of Guy Hebert's 2.45 GAA in 1998-99...Paul Kariya finished the 2001-2002 regular season as the Ducks leader in goals (32), points (57), power play goals (11), game-winning goals (8) and shots (289)...defenseman Keith Carney led the team with a +14 rating in his first season with the Ducks...Head Coach Bryan Murray finished the 2001-2002 regular season ranked seventh in all-time coaching wins...he moved into seventh place with his 501st win on Jan. 26 @ Nashville (3-1 final)...his historic 500th NHL coaching win came the previous night on Jan. 25 @ Dallas in a 6-1 triumph (eighth coach in NHL history with 500 wins)...Murray also became the eighth coach in NHL history to coach 1,000 games on Nov. 28 vs. Edmonton.



Jean-Sebastien Giguere

2001-02 GAME-BY-GAME

GAME	DATE	OPPONENT	RESULT	RECORD/PTS.	DUCKS GOALS (BY #)	ANA. GOALTENDER(S)	ATTENDANCE
1	10/4	@ BOSTON	2-4 L	0-1-0-0/0	11, 9	SHIELDS	17,565
2	10/6	@ PITTSBURGH	4-2 W	1-1-0-0/2	17, 17*, 33, 16	SHIELDS	15,411
3	10/8	@ TORONTO	1-6 L	1-2-0-0/2	12	SHIELDS, BRYZGALOV	18,585
4	10/9	@ MONTREAL	1-3 L	1-3-0-0/2	11	SHIELDS	17,510
5	10/12	WASHINGTON	2-1 W	2-3-0-0/4	20, 33	SHIELDS	16,219
6	10/14	TAMPA BAY	2-3 L	2-4-0-0/4	12, 10	GIGUERE	9,579
7	10/17	BOSTON	2-2 T (OT)	2-4-0-1/5	20, 11	SHIELDS	10,348
8	10/18	@ LOS ANGELES	1-4 L	2-5-1-0/5	13	SHIELDS	13,916
9	10/21	VANCOUVER	3-1 W	3-5-1-0/7	24,12,16	GIGUERE	10,435
10	10/24	@ PHOENIX	3-2 W (OT)	4-5-1-0/9	21, 32, 12	GIGUERE	9,885
11	10/28	COLORADO	2-3 L	4-6-1-0/9	33, 26	GIGUERE	14,655
12	10/31	SAN JOSE	2-4 L	4-7-1-0/9	17, 9	SHIELDS	9,273
13	11/2	CHICAGO	5-2 W	5-7-1-0/11	9, 9, 20, 21, 26	GIGUERE	12,893
14	11/4	ATLANTA	5-0 W	6-7-1-0/13	21, 9, 21*, 12, 10	GIGUERE	9,676
15	11/7	CALGARY	3-3 T (OT)	6-7-2-0/14	28, 20, 9	GIGUERE	9,639
16	11/9	DETROIT	0-1 L	6-8-2-0/14	-	GIGUERE	17,174^
17	11/11	DALLAS	2-2 T (OT)	6-8-3-0/15	12, 11*	SHIELDS	11,918
18	11/14	SAN JOSE	2-4 L	6-9-3-0/15	24,11	SHIELDS	9,852
19	11/16	@ COLUMBUS	2-3 L	6-10-3-0/15	10, 23	GIGUERE	18,136
20	11/17	@ WASHINGTON	1-4 L	6-11-3-0/15	26	GIGUERE	17,298
21	11/20	@ TAMPA BAY	2-3 L	6-12-3-0/15	9, 9	SHIELDS	15,012
22	11/21	@ FLORIDA	0-6 L	6-13-3-0/15	-	GIGUERE	15,232
23	11/24	@ NY ISLANDERS	3-5 L	6-14-3-0/15	13, 16, 9	GIGUERE	16,234
24	11/25	@ NY RANGERS	3-2 W	7-14-3-0/17	16, 25, 9	SHIELDS	18, 200
25	11/28	EDMONTON	0-2 L	7-15-3-0/17	-	SHIELDS	9,527
26	11/30	SAN JOSE	2-5 L	7-16-3-0/17	16, 21	GIGUERE	12,190
27	12/2	NASHVILLE	4-2 W	8-16-3-0/19	12, 11, 12, 17	SHIELDS	10,214
28	12/5	@ EDMONTON	2-3 OTL (OT)	8-16-3-1/20	16, 11	SHIELDS	15,545
29	12/6	@ VANCOUVER	2-3 L	8-17-3-1/20	7, 16	GIGUERE	15,972
30	12/8	@ CALGARY	4-0 W	9-17-3-1/22	9, 18, 33, 13	GIGUERE, SHIELDS	14,330
31	12/10	@ COLORADO	1-1 T (OT)	9-17-4-1/23	21	GIGUERE	18,007
32	12/12	VANCOUVER	0-1 OTL (OT)	9-17-4-2/24	-	GIGUERE	9,570
33	12/14	COLUMBUS	2-3 L	9-18-4-2/24	3, 17	SHIELDS	9,629
34	12/16	LOS ANGELES	2-3 OTL (OT)	9-18-4-3/25	13, 11	GIGUERE	17,002
35	12/18	@ MINNESOTA	5-1 W	10-18-4-3/27	18, 12, 19, 19, 12	GIGUERE	18,568
36	12/19	@ COLORADO	1-2 L	10-19-4-3/27	17	GIGUERE	18,007
37	12/21	PHOENIX	2-1 W	11-19-4-3/29	9, 17	GIGUERE	10,463
38	12/23	@ PHOENIX	4-0 W	12-19-4-3/31	19, 27, 32, 9	GIGUERE	13,815
39	12/26	@ SAN JOSE	2-1 W	13-19-4-3/33	12, 17	SHIELDS	17,496
40	12/27	@ LOS ANGELES	2-2 T (OT)	13-19-5-3/34	11, 17	GIGUERE	18,610
41	12/30	@ CHICAGO	1-2 L	13-20-5-3/34	18	SHIELDS	17,382
42	12/31	@ COLUMBUS	1-3 L	13-21-5-3/35	10	GIGUERE	18,136
43	1/02	@ DETROIT	3-5 L	13-22-5-3/35	26*, 10, 32	SHIELDS, GIGUERE	20,058
44	1/04	FLORIDA	1-2 L	13-23-5-3/35	11	GIGUERE	10,696
45	1/09	ST. LOUIS	2-3 L	13-24-5-3/35	18, 3	GIGUERE	9,375
46	1/11	@ MINNESOTA	2-2 T (OT)	13-24-6-3/36	16, 9	GIGUERE	18,568
47	1/12	@ NASHVILLE	1-2 L	13-25-6-3/36	11	SHIELDS	16,561
48	1/14	NASHVILLE	5-3 W	14-25-6-3/38	16, 9, 9, 9, 17	GIGUERE	9,522
49	1/16	BUFFALO	1-3 L	14-26-6-3/38	12	SHIELDS	9,845
50	1/18	@ EDMONTON	1-3 L	14-27-6-3/38	18	GIGUERE	16,558
51	1/19	@ CALGARY	1-2 L	14-28-6-3/38	19	GIGUERE	17,409
52	1/21	LOS ANGELES	2-4 L	14-29-6-3/38	12, 11	SHIELDS	17,079
53	1/23	MINNESOTA	3-2 W (OT)	15-29-6-3/40	12, 13, 3	GIGUERE	9,511
54	1/25	@ DALLAS	6-1 W	16-29-6-3/42	13, 17, 9, 12, 32, 17	GIGUERE	18,532
55	1/26	@ NASHVILLE	3-1 W	17-29-6-3/44	21, 17, 12	GIGUERE	15,537
56	1/28	@ ST. LOUIS	1-0 W	18-29-6-3/46	9	GIGUERE	18,909
57	1/30	COLUMBUS	3-1 W	19-29-6-3/48	11, 19, 17	GIGUERE	9,498
58	2/06	PHILADELPHIA	5-4 W	20-29-6-3/50	9, 9, 13, 9, 10	GIGUERE	13,614
59	2/08	CAROLINA	1-4 L	20-30-6-3/50	12	GIGUERE	10,589
60	2/10	DALLAS	1-5 L	20-31-6-3/50	12	SHIELDS	14,617
61	2/13	CALGARY	3-2 W	21-31-6-3/52	17, 7, 19	GIGUERE	9,583
62	2/27	MINNESOTA	3-5 L	21-32-6-3/52	9, 9, 26	GIGUERE	10,022
63	3/03	@ CHICAGO	1-2 L	21-33-6-3/52	17	GIGUERE	20,161
64	3/06	@ ATLANTA	4-1 W	22-33-6-3/54	3, 9, 18, 9	SHIELDS	11,016
65	3/08	NEW JERSEY	2-1 W	23-33-6-3/56	11, 9	SHIELDS	15,051
66	3/10	OTTAWA	2-4 L	23-34-6-3/56	13, 27	SHIELDS	12,358
67	3/13	PITTSBURGH	4-2 W	24-34-6-3/58	17, 17, 24, 20	GIGUERE	12,536
68	3/15	CHICAGO	1-1 T (OT)	24-34-7-3/59	13	GIGUERE	11,360
69	3/17	ST. LOUIS	2-3 L	24-35-7-3/59	19, 24	GIGUERE	12,702
70	3/19	@ DETROIT	2-1 W	25-35-7-3/61	9, 9	SHIELDS	20,058
71	3/21	@ PHILADELPHIA	1-2 L	25-36-7-3/61	11	SHIELDS	19,527
72	3/22	@ ST. LOUIS	2-3 L	25-37-7-3/61	9, 12	GIGUERE	19,534
73	3/24	@ DALLAS	2-1 W	26-37-7-3/63	20, 21	GIGUERE	18,532
74	3/27	PHOENIX	2-4 L	26-38-7-3/63	3, 13	GIGUERE	11,297
75	3/28	@ PHOENIX	2-1 W (OT)	27-38-7-3/65	20, 13	SHIELDS	14,725
76	3/30	@ VANCOUVER	1-4 L	27-39-7-3/65	33	SHIELDS	18,422
77	4/02	@ SAN JOSE	1-3 L	27-40-7-3/65	26	GIGUERE	17,496
78	4/03	DETROIT	1-1 T (OT)	27-40-8-3/66	11	SHIELDS, GIGUERE	17,174^
79	4/05	EDMONTON	2-0 W	28-40-8-3/67	9, 13	GIGUERE	13,369
80	4/07	DALLAS	4-1 W	29-40-8-3/69	18, 13, 12, 9	GIGUERE	14,661
81	4/12	COLORADO	1-3 L	29-41-8-3/69	11	GIGUERE	17,174^
82	4/14	@ LOS ANGELES	0-1 L	29-42-8-3/69	-	GIGUERE	18,349

GOAL KEY: UNDERLINE = POWER PLAY GOAL, * = SHORTHANDED GOAL, BOLD = GAME-WINNING GOAL, + = GAME-TYING GOAL, \$ = EMPTY NET GOAL, ITALIC = PENALTY SHOT GOAL ^ = SELLOUT AT THE ARROWHEAD POND OF ANAHEIM. WHEN TWO GOALTENDERS PLAY IN ONE GAME, ALL CAPS RECEIVED DECISION.

2000-01 MIGHTY DUCKS OF ANAHEIM



Front Row L-R: Jean-Sebastien Giguere, Assistant Coach Kelly Miller, Assistant General Manager David McNab, President & General Manager Pierre Gauthier, Alternate Captain Steve Rucchin, Captain Paul Kariya, Alternate Captain Dan Bylsma, Chairman & Governor Tony Tavares, Head Coach Guy Charron, Associate Coach Terry Simpson, Gregg Naumenko. **2nd Row L-R:** Assistant Equipment Manager John Allaway, Equipment Manager Mark O'Neill, German Titov, Ruslan Salei, Oleg Tverdovsky, Matt Cullen, Jeff Friesen, Head Athletic Trainer Chris Phillips, Assistant Athletic Trainer Greg Thayer. **3rd Row L-R:** Mike Crowley, Pascal Trepanier, Marty McInnis, Tony Hrkac, Samuel Pahlsson, Petr Tenkrat, Niclas Havelid. **4th Row L-R:** Antti-Jussi Niemi, Jim Cummins, Pavel Tynka, Marc Chouinard, Mike Leclerc, Vitaly Vishnevski, Jonas Ronnqvist. Not Pictured: Steve Shield

2000-01 SEASON:

The Ducks finished the season 25-41-11-5 for 66 points...the team had a point in 10 of their last 16 games, winning seven of them (7-6-3-0)...the Ducks went 9-10-5-1 in their last 25 games...Anaheim posted a five-game winning streak at HOME, tying the club-record for consecutive victories at the Arrowhead Pond, Mar. 4 - Apr. 1 (set twice - 3/8-4/3, 1996 & 10/22-11/6, 1995)...**Jean-Sebastien Giguere** started 23 consecutive games for the

Ducks, 2/11-4/4, tying the club-record set by **Guy Hebert** (2/5-3/26, 1997)...he posted back-to-back shutouts Mar. 11-13, just the second time in club history that had happened...**Paul Kariya** recorded his fifth 30+goal year over the previous six seasons and led the team with 67 points (33-34=67)...defenseman **Oleg Tverdovsky** led the team in assists (14-39=53), while leading team defensemen in all three categories...defenseman Vitaly Vishnevski finished fifth in the NHL in hits with 284.



Dan Bylsma

2000-01 GAME-BY-GAME

GAME	DATE	OPPONENT	RESULT	RECORD/PTS.	DUCKS GOALS (BY #)	ANA. GOALTENDER(S)	ATTENDANCE
1	10/6	MINNESOTA	3-1 W	1-0-0-0/2	19, 17, 16	HEBERT	16,520
2	10/8	ST. LOUIS	1-5 L	1-1-0-0/2	13	HEBERT	11,134
3	10/11	BOSTON	2-3 L (OT)	1-1-0-1/3	8, 19	HEBERT	11,167
4	10/14	@ NEW JERSEY	2-4 L	1-2-0-1/3	29*, 8	HEBERT/ROUSSEL	14,789
5	10/16	@ NY RANGERS	4-3 W	2-2-0-1/5	16, 9, 26, 12	ROUSSEL	18,200
6	10/17	@ NY ISLANDERS	4-3 W	3-2-0-1/7	16, 12, 3, 8	HEBERT	6,336
7	10/20	@ BUFFALO	2-2 T (OT)	3-2-1-1/8	9, 15	ROUSSEL	17,409
8	10/21	@ PHILADELPHIA	4-3 W	4-2-1-1/10	20, 12, 15, 8	HEBERT	19,477
9	10/23	LOS ANGELES	4-5 L (OT)	4-2-1-2/11	16, 16, 12, 16	HEBERT	14,098
10	10/25	@ LOS ANGELES	2-6 L	4-3-1-2/11	9, 20	ROUSSEL/HEBERT	18,118
11	10/27	EDMONTON	3-2 W	5-3-1-2/13	17, 8, 9	HEBERT	13,592
12	10/29	@ CALGARY	6-3 W	6-3-1-2/15	15, 8, 20, 9, 19, 6	HEBERT	16,144
13	10/30	@ EDMONTON	3-5 L	6-4-1-2/15	10, 8, 17	HEBERT	12,002
14	11/1	PHOENIX	1-1 T (OT)	6-4-2-2/16	10+	HEBERT	11,602
15	11/4	@ NASHVILLE	3-3 T (OT)	6-4-3-2/17	13, 29, 27+	HEBERT	16,512
16	11/5	@ CHICAGO	2-4 L	6-5-3-2/17	8, 16	ROUSSEL/HEBERT	13,360
17	11/8	VANCOUVER	2-7 L	6-6-3-2/17	9*, 29	HEBERT/ROUSSEL	11,588
18	11/11	@ COLORADO	1-3 L	6-7-3-2/17	24	ROUSSEL	18,007
19	11/12	DETROIT	2-3 L	6-8-3-2/17	12, 16	HEBERT	16,417
20	11/15	COLORADO	0-3 L	6-9-3-2/17	NONE	HEBERT	13,470
21	11/18	@ PHOENIX	6-2 W	7-9-3-2/19	16, 19, 15, 14, 8, 12	HEBERT	15,374
22	11/19	NY ISLANDERS	2-1 W	8-9-3-2/21	9, 8	HEBERT	13,047
23	11/22	NEW JERSEY	2-5 L	8-10-3-2/21	8, 17	HEBERT/ROUSSEL	13,932
24	11/24	@ CALGARY	2-2 T (OT)	8-10-4-2/22	9, 12	ROUSSEL	17,139
25	11/25	@ EDMONTON	2-3 L	8-11-4-2/22	15, 10	GIGUERE	17,100
26	11/28	@ VANCOUVER	1-4 L	8-12-4-2/22	28	GIGUERE	14,848
27	11/30	@ SAN JOSE	2-3 L (OT)	8-12-4-3/23	12, 9	ROUSSEL	17,496
28	12/3	LOS ANGELES	4-0 W	9-12-4-3/25	12, 10, 11, 9*	HEBERT	^17,174
29	12/5	@ ST. LOUIS	0-1 L	9-13-4-3/25	NONE	HEBERT	18,410
30	12/6	@ COLUMBUS	2-5 L	9-14-4-3/25	12, 17	HEBERT/ROUSSEL	15,648
31	12/8	@ MINNESOTA	1-0 W (OT)	10-14-4-3/27	10	HEBERT	18,064
32	12/10	DALLAS	0-1 L	10-15-4-3/27	NONE	HEBERT	12,671
33	12/13	COLUMBUS	5-4 W (OT)	11-15-4-3/29	9, 13, 28, 13, 28	HEBERT	11,630
34	12/15	NY RANGERS	6-4 W	12-15-4-3/31	17, 18, 9, 16, 12, 12	HEBERT	14,944
35	12/17	TAMPA BAY	3-1 W	13-15-4-3/33	10, 16, 15*	HEBERT	11,207
36	12/20	ATLANTA	2-4 L	13-16-4-3/33	16, 26	HEBERT	12,051
37	12/22	@ DETROIT	1-2 L (OT)	13-16-4-4/34	18	HEBERT	19,995
38	12/23	@ ST. LOUIS	2-5 L	13-17-4-4/34	29, 17	HEBERT	19,736
39	12/27	@ DALLAS	1-3 L	13-18-4-4/34	13	ROUSSEL	17,001
40	12/28	@ NASHVILLE	2-2 T (OT)	13-18-5-4/35	17, 18+	HEBERT	16,434
41	12/31	@ MINNESOTA	2-3 L	13-19-5-4/35	15, 7	HEBERT	18,064
42	1/3	FLORIDA	3-2 W (OT)	14-19-5-4/37	8, 13, 18	ROUSSEL	11,396
43	1/5	CALGARY	4-4 T (OT)	14-19-6-4/38	16, 16, 8, 8+	HEBERT	12,943
44	1/10	ST. LOUIS	2-4 L	14-20-6-4/38	28, 8	HEBERT	14,600
45	1/12	BUFFALO	0-4 L	14-21-6-4/38	NONE	HEBERT	13,372
46	1/14	@ CAROLINA	0-4 L	14-22-6-4/38	NONE	GIGUERE	13,013
47	1/15	@ PITTSBURGH	2-3 L	14-23-6-4/38	15, 15	HEBERT	17,148
48	1/17	@ ATLANTA	5-2 W	15-23-6-4/40	21, 8, 23, 23, 16	GIGUERE	15,040
49	1/19	PHOENIX	3-4 L	15-24-6-4/40	16, 10, 8	GIGUERE	14,280
50	1/21	COLORADO	2-4 L	15-25-6-4/40	16, 16	HEBERT/GIGUERE	16,417
51	1/24	MINNESOTA	0-5 L	15-26-6-4/40	NONE	GIGUERE	11,692
52	1/26	@ DETROIT	2-3 L	15-27-6-4/40	15, 27	HEBERT	19,995
53	1/27	@ COLUMBUS	1-2 L	15-28-6-4/40	32	GIGUERE	18,136
54	1/31	NASHVILLE	0-3 L	15-29-6-4/40	NONE	HEBERT	10,961
55	2/1	@ PHOENIX	4-2 W	16-29-6-4/42	27, 8, 8, 8*	GIGUERE	13,267
56	2/7	CHICAGO	2-3 L	16-30-6-4/42	9, 15	GIGUERE	11,682
57	2/9	WASHINGTON	3-4 L	16-31-6-4/42	9, 9, 10	HEBERT	12,942
58	2/11	CAROLINA	2-2 T (OT)	16-31-7-4/43	8, 12+	GIGUERE	12,630
59	2/14	EDMONTON	3-3 T (OT)	16-31-8-4/44	16, 8, 12+	GIGUERE	11,307
60	2/16	@ DALLAS	2-3 L (OT)	16-31-8-5/45	10, 27	GIGUERE	17,001
61	2/19	CALGARY	6-2 W	17-31-8-5/47	9, 9, 8, 8, 23*	GIGUERE	11,438
62	2/21	SAN JOSE	1-0 W	18-31-8-5/49	10	GIGUERE	12,973
63	2/23	@ SAN JOSE	1-3 L	18-32-8-5/49	8	GIGUERE	17,496
64	2/25	COLUMBUS	2-5 L	18-33-8-5/49	12, 9	GIGUERE	12,308
65	2/28	DETROIT	1-3 L	18-34-8-5/49	13	GIGUERE	15,761
66	3/2	DALLAS	2-5 L	18-35-8-5/49	10, 17	GIGUERE	14,660
67	3/4	LOS ANGELES	4-0 W	19-35-8-5/51	32, 8, 9, 9	GIGUERE	^17,174
68	3/7	MONTREAL	4-2 W	20-35-8-5/53	9, 17, 9, 15	GIGUERE	12,568
69	3/9	CHICAGO	3-1 W	21-35-8-5/55	9, 10, 9*	GIGUERE	13,492
70	3/11	NASHVILLE	1-0 W (OT)	22-35-8-5/57	25	GIGUERE	13,888
71	3/13	@ WASHINGTON	2-0 W	23-35-8-5/59	26, 15	GIGUERE	14,502
72	3/14	@ TORONTO	2-3 L	23-36-8-5/59	9, 9	GIGUERE	19,038
73	3/16	@ OTTAWA	1-4 L	23-37-8-5/59	40	GIGUERE	18,500
74	3/18	@ CHICAGO	4-1 W	24-37-8-5/61	11, 19, 16, 26*	GIGUERE	15,014
75	3/21	@ DALLAS	0-8 L	24-38-8-5/61	NONE	GIGUERE/NAUMENKO	17,001
76	3/24	@ LOS ANGELES	3-3 T (OT)	24-38-9-5/62	27, 13, 10+	GIGUERE	18,118
77	3/29	@ SAN JOSE	4-7 L	24-39-9-5/62	9, 9, 13, 9	GIGUERE	17,496
78	3/30	@ VANCOUVER	2-2 T (OT)	24-39-10-5/63	11, 9	GIGUERE	18,422
79	4/1	VANCOUVER	2-1 W	25-39-10-5/65	27, 18	GIGUERE	16,006
80	4/4	@ COLORADO	1-1 T (OT)	25-39-11-5/66	9	GIGUERE	18,007
81	4/6	PHOENIX	2-5 L	25-40-11-5/66	32, 9	NAUMENKO	16,082
82	4/8	SAN JOSE	1-4 L	25-41-11-5/66	10	GIGUERE	^17,174

GOAL KEY: UNDERLINE = POWER PLAY GOAL, * = SHORTHAND GOAL, BOLD = GAME-WINNING GOAL, + = GAME-TYING GOAL, \$ = EMPTY NET GOAL, ITALIC = PENALTY SHOT GOAL ^ = SELLOUT AT THE ARROWHEAD POND OF ANAHEIM. WHEN TWO GOALTENDERS PLAY IN ONE GAME, ALL CAPS RECEIVED DECISION.

1990-00 MIGHTY DUCKS OF ANAHEIM



Front Row (sitting) L-R: Dominic Roussel, Assistant General Manager David McNab, President and General Manager Pierre Gauthier, Alternate Captain Teemu Selanne, Captain Paul Kariya, Alternate Captain Kevin Haller, Chairman and Governor Tony Tavares, Head Coach Craig Hartsburg, Guy Hebert. **Second Row L-R:** Assistant Equipment Manager John Allaway, Equipment Manager Mark O'Neill, Assistant Coach George Burnett, Jeff Nielsen, Matt Cullen, Marty McInnis, Ted Donato, Assistant Coach Newell Brown, Head Athletic Trainer Chris Phillips, Assistant Athletic Trainer Greg Thayer. **Third Row L-R:** Kip Miller, Tony Hrkac, Pascal Trepanier, Ruslan Salei, Oleg Tverдовsky, Fredrik Olausson, Niclas Havelid, Jorgen Jonsson, Ladislav Kohn. **Top Row L-R:** Mike Leclerc, Antti Aalto, Pavel Trnka, Stu Grimson, Steve Rucchin, Ed Ward, Jason Marshall, Vitaly Vishnevski.

1999-00 SEASON:

The Mighty Ducks finished 34-33-12-3 for 83 points...Anaheim went 3-2-0-1 in the last six games, 7-5-2-2 in the last 16 games and 14-10-6-2 in its last 32 contests...the Ducks were 19-13-7-2 at home, including 6-0-2-2 in their last 10 games... Anaheim was 7-1-3-2 in the last 13, and 12-7-3-2 in the last 24 games @ the Arrowhead Pond...the Ducks finished 15-20-5-1 on the road, including 7-7-3-1 in their last 18 road games...Anaheim had a five-game road unbeaten streak (3-0-2-0) snapped Feb. 12 @ STL, tying for the club's longest road unbeaten streak (done four other times)...the Ducks' five-game road winning streak from Nov. 26-Dec. 26 set a new club-record (old record was four games)... **Oleg Tverдовsky** was the only Duck


to play in all 82 games, while also leading all team defensemen in points (51)...**Paul Kariya** ranked fourth in the NHL in scoring with 86 points (leading the Ducks), despite missing eight games due to injury... **Teemu Selanne** finished the 1999-2000 season ranked fifth in the NHL in scoring with 85 points...despite missing 11 games due to injury, **Steve Rucchin** ranked second in the NHL in total faceoff wins (1,066-behind only Adam Oates)...defenseman **Fredrik Olausson** announced his retirement following the club's last game, finishing his final NHL season with 15-19=34 points in 70 games...**Guy Hebert** had most of the work in goal, playing in 68 games... he appeared in his 400th game as a Mighty Duck in the season finale Apr. 9 vs. Los Angeles.

1999-00 GAME-BY-GAME

GAME	DATE	OPPONENT	RESULT	RECORD/P.TS.	DUCKS GOALS (BY #)	ANA. GOALTENDER(S)	ATTENDANCE
1	10/2	@ DALLAS	0-2 L	0-1-0-0/0	NONE	HEBERT	17,001
2	10/5	@ PHOENIX	0-4 L	0-2-0-0/0	NONE	HEBERT/ROUSSEL	15,780
3	10/8	DALLAS	3-0 W	1-2-0-0/2	5, 8, 10	HEBERT	^17,174
4	10/11	SAN JOSE	5-3 W	2-2-0-0/4	17, 2, 10, 16, 20S	HEBERT	13,571
5	10/13	@ NEW JERSEY	2-3 L	2-3-0-0/4	9, 20	HEBERT	11,109
6	10/15	@ TAMPA BAY	3-2 W	3-3-0-0/6	21, 9, 12	ROUSSEL	11,616
7	10/16	@ FLORIDA	2-3 L (OT)	3-3-0-1/7	12, 20	HEBERT	14,854
8	10/19	@ WASHINGTON	7-1 W	4-3-0-1/9	7, 8, 12, 17, 8, 14, 12	HEBERT	10,522
9	10/21	@ CHICAGO	5-5 T (OT)	4-3-1-1/10	18, 9, 14, 16, 8+	HEBERT	14,093
10	10/24	BOSTON	2-3 L	4-4-1-1/10	17, 10	HEBERT	14,712
11	10/27	PITTSBURGH	2-1 W (OT)	5-4-1-1/12	16, 8	ROUSSEL	13,683
12	10/29	WASHINGTON	5-2 W	6-4-1-1/14	9, 8, 10, 2, 9	HEBERT	13,586
13	10/31	PHOENIX	0-3 L	6-5-1-1/14	NONE	HEBERT	13,896
14	11/3	PHILADELPHIA	3-3 T (OT)	6-5-2-1/15	9, 2, 8	ROUSSEL	13,898
15	11/7	EDMONTON	3-1 W	7-5-2-1/17	16, 8, 17	HEBERT	13,555
16	11/9	@ TORONTO	2-0 W	8-5-2-1/19	16, 9S	HEBERT	19,148
17	11/11	@ MONTREAL	1-2 L	8-6-2-1/19	17	HEBERT	20,573
18	11/13	@ OTTAWA	2-4 L	8-7-2-1/19	9, 19	HEBERT	18,500
19	11/15	@ DETROIT	3-6 L	8-8-2-1/19	21, 9, 19	ROUSSEL	19,983
20	11/17	CALGARY	2-1 W	9-8-2-1/21	14, 29	HEBERT	12,928
21	11/19	CHICAGO	4-2 W	10-8-2-1/23	16, 20, 28, 2	HEBERT	15,264
22	11/22	MONTREAL	1-2 L	10-9-2-1/23	21	HEBERT	12,496
23	11/24	NEW JERSEY	1-2 L	10-10-2-1/23	2	HEBERT	13,474
24	11/26	@ DALLAS	4-2 W	11-10-2-1/25	15, 8, 8, 8	HEBERT	17,001
25	11/27	@ NASHVILLE	4-3 W	12-10-2-1/27	20, 9, 9, 20	HEBERT	17,113
26	12/1	TAMPA BAY	2-4 L	12-11-2-1/27	9, 12	HEBERT	12,047
27	12/3	LOS ANGELES	1-1 T (OT)	12-11-3-1/28	7+	HEBERT	^17,174
28	12/4	@ PHOENIX	2-1 W	13-11-3-1/30	33, 21	HEBERT	14,904
29	12/8	VANCOUVER	2-2 T (OT)	13-11-4-1/31	9, 20+	HEBERT	12,488
30	12/10	COLORADO	1-2 L	13-12-4-1/31	24	HEBERT	13,927
31	12/12	ATLANTA	4-1 W	14-12-4-1/33	8, 12, 29, 8S	ROUSSEL	12,886
32	12/15	@ COLORADO	4-2 W	15-12-4-1/35	19, 19, 21, 8	ROUSSEL	18,007
33	12/17	CHICAGO	2-0 W	16-12-4-1/37	28, 24	HEBERT	12,623
34	12/19	DETROIT	3-1 W	17-12-4-1/39	33, 17, 9	HEBERT	16,538
35	12/22	PHOENIX	2-8 L	17-13-4-1/39	9, 19	HEBERT/ROUSSEL	14,315
36	12/26	@ SAN JOSE	1-0 W	18-13-4-1/41	8	ROUSSEL	17,483
37	12/27	@ EDMONTON	1-4 L	18-14-4-1/41	15	ROUSSEL	17,100
38	12/29	@ CALGARY	1-3 L	18-15-4-1/41	21	HEBERT	15,511
39	12/31	@ DALLAS	4-5 L	18-16-4-1/41	17, 9, 9*, 21	HEBERT	17,001
40	1/5	FLORIDA	1-5 L	18-17-4-1/41	19	HEBERT/ROUSSEL	13,024
41	1/7	@ CAROLINA	4-4 T (OT)	18-17-5-1/42	8, 16*, 33, 19	ROUSSEL	12,002
42	1/8	@ DETROIT	3-5 L	18-18-5-1/42	12, 9*, 32	HEBERT	19,983
43	1/12	OTTAWA	0-2 L	18-19-5-1/42	NONE	HEBERT	12,501
44	1/14	ST. LOUIS	3-1 W	19-19-5-1/44	16, 9, 29	HEBERT	14,906
45	1/15	@ PHOENIX	2-4 L	19-20-5-1/44	2, 9	HEBERT	16,210
46	1/17	BUFFALO	0-5 L	19-21-5-1/44	NONE	ROUSSEL	13,617
47	1/19	DALLAS	3-1 W	20-21-5-1/46	14, 9, 9S	HEBERT	13,723
48	1/21	COLORADO	3-3 T (OT)	20-21-6-1/47	10, 9, 8+	HEBERT	^17,174
49	1/22	@ SAN JOSE	3-4 L	20-22-6-1/47	8, 9, 9	HEBERT	17,483
50	1/26	NY ISLANDERS	2-4 L	20-23-6-1/47	8, 9	HEBERT	12,790
51	1/29	@ PITTSBURGH	7-1 W	21-23-6-1/49	8, 14, 9, 17, 20, 9, 15	HEBERT	17,124
52	1/31	@ BOSTON	4-2 W	22-23-6-1/51	9, 8, 9	HEBERT	15,689
53	2/1	@ BUFFALO	2-2 T (OT)	22-23-7-1/52	2, 20+	HEBERT	18,690
54	2/3	@ PHILADELPHIA	3-3 T (OT)	22-23-8-1/53	10, 19, 8	HEBERT	19,742
55	2/8	@ LOS ANGELES	5-3 W	23-23-8-1/55	17, 6, 10, 20, 9	HEBERT	18,118
56	2/9	DALLAS	3-5 L	23-24-8-1/55	2, 17, 9	HEBERT	13,684
57	2/12	@ ST. LOUIS	3-6 L	23-25-8-1/55	11, 9, 9	HEBERT	20,216
58	2/14	@ CHICAGO	4-3 W	24-25-8-1/57	17, 20, 11, 21	ROUSSEL	13,737
59	2/16	CALGARY	6-5 W (OT)	25-25-8-1/59	5, 20, 9, 20, 2, 10	HEBERT	12,956
60	2/18	SAN JOSE	4-4 T (OT)	25-25-9-1/60	17, 8, 10, 24	HEBERT	16,868
61	2/21	ST. LOUIS	2-4 L	25-26-9-1/60	21, 24	ROUSSEL	13,346
62	2/23	VANCOUVER	4-4 T (OT)	25-26-10-1/61	10, 8, 20, 29+	ROUSSEL	12,682
63	2/27	EDMONTON	3-2 W	26-26-10-1/63	16, 2, 5	HEBERT	^17,174
64	2/29	@ SAN JOSE	4-2 W	27-26-10-1/65	17, 16, 10, 12	HEBERT	17,483
65	3/2	@ VANCOUVER	1-3 L	27-27-10-1/65	11	HEBERT	13,918
66	3/3	@ CALGARY	1-4 L	27-28-10-1/65	11	HEBERT/ROUSSEL	16,430
67	3/5	NASHVILLE	1-0 W	28-28-10-1/67	22	HEBERT	13,601
68	3/8	NY RANGERS	3-4 L (OT)	28-28-10-2/68	15, 20, 8	HEBERT	13,565
69	3/11	@ ST. LOUIS	1-1 T (OT)	28-28-11-2/69	2+	HEBERT/ROUSSEL	20,274
70	3/14	@ COLORADO	2-4 L	28-29-11-2/69	10, 21	ROUSSEL	18,007
71	3/15	LOS ANGELES	2-2 T (OT)	28-29-12-2/70	20, 10	HEBERT	^17,174
72	3/17	SAN JOSE	4-2 W	29-29-12-2/72	8, 2, 10, 8S	HEBERT	16,573
73	3/19	DETROIT	3-1 W	30-29-12-2/74	2, 2, 9	HEBERT	^17,174
74	3/21	@ LOS ANGELES	5-2 W	31-29-12-2/76	21, 14, 11, 29, 9	HEBERT	17,494
75	3/22	@ EDMONTON	1-2 L	31-30-12-2/76	33	HEBERT	15,673
76	3/24	@ VANCOUVER	1-8 L	31-31-12-2/76	9	HEBERT/ROUSSEL	18,422
77	3/26	PHOENIX	4-3 W (OT)	32-31-12-2/78	8, 8, 2, 10	HEBERT	^17,174
78	4/1	@ LOS ANGELES	1-2 L	32-32-12-2/78	8	HEBERT	18,118
79	4/3	NASHVILLE	3-1 W	33-32-12-2/80	20, 22, 11	HEBERT	15,759
80	4/5	@ CHICAGO	2-5 L	33-33-12-2/80	24, 9	HEBERT	15,112
81	4/7	@ NASHVILLE	5-1 W	34-33-12-2/82	20, 9*, 14, 20, 9	HEBERT	17,113
82	4/9	LOS ANGELES	3-4 L (OT)	34-33-12-3/83	9, 8, 8	HEBERT	^17,174

GOAL KEY: UNDERLINE = POWER PLAY GOAL, * = SHORTHANDED GOAL, BOLD = GAME-WINNING GOAL, + = GAME-TYING GOAL, \$ = EMPTY NET GOAL, ITALIC = PENALTY SHOT GOAL ^ = SELLOUT AT THE ARROWHEAD POND OF ANAHEIM. WHEN TWO GOALTENDERS PLAY IN ONE GAME, ALL CAPS RECEIVED DECISION.

1998-99 MIGHTY DUCKS OF ANAHEIM



Front Row (sitting) L-R: Dominic Roussel, Assistant Coach George Burnett, Assistant General Manager David McNab, President and General Manager Pierre Gauthier, Alternate Captain Teemu Selanne, Captain Paul Kariya, Alternate Captain Kevin Haller, Chairman and Governor Tony Tavares, Head Coach Craig Hartsburg, Assistant Coach Newell Brown, Guy Hebert. **Second Row L-R:** Assistant Trainer Greg Thayer, Head Trainer Greg Smith, Ted Drury, Matt Cullen, Steve Rucchin, Jason Marshall, Ruslan Salei, Goaltending Coach Francois Allaire, Head Equipment Manager Mark O'Neill, Assistant Equipment Manager John Allaway. **Third Row L-R:** Jeff Nielsen, Fredrik Olausson, Tomas Sandstrom, Travis Green, Johan Davidsson, Pascal Trepanier, Marty McInnis. **Top Row L-R:** Antti Aalto, Dan Trebil, Stu Grimson, Jim McKenzie, Jamie Pushor, Pavel Tinka.

POSTSEASON NOTES IN PLAYOFF SECTION

1998-99 SEASON:

The Mighty Ducks finished the season with a mark of 35-34-13 for 83 points, good for sixth in the Western Conference...the Ducks were a franchise-high five games over .500 five times (latest being a 34-29-12 record after a 2-2 tie @ the NYI on Apr. 3)...the club's 83 points were 18 more than they had in 1997-98 (65 points), the third largest increase in the NHL...Anaheim lost only 12 of its last 34 games (18-12-4) and finished one win shy of equaling the club-record for wins in one season...the club led the league in power play percentage with a 22.0% mark (83-for-378)...the Ducks' 79 PPG's from Nov. 1 through the end of the regular season were 15 more than anyone else in the NHL...Anaheim was 28-3-7 when leading after two periods...home record was 21-14-6 (7-3-2 in last 12)...the Ducks established a club-record seven-game

winning streak from Feb. 20-Mar. 7... **Paul Kariya** and **Teemu Selanne** combined to average 2.66 points-per-game, leading the league...Teemu Selanne's 47 goals earned him the first-ever Maurice "The Rocket" Richard Trophy, awarded to the NHL's highest goal scorer...**Paul Kariya's** 429 shots were the second-highest total in NHL history...**Fredrik Olausson** set club-records for defensemen in goals (16), assists (40) & points (56)...**Guy Hebert** and **Dominic Roussel** combined for a .921 SV%, the second-highest in the league...Hebert received most of the workload, ranking second in the NHL in games (68), and second in minutes (4083), while also ranking eighth in wins (31), and tied-for-fourth in shutouts (6)...**Kevin Haller** and Paul Kariya were the only two players to appear in all 82 regular season games.

1998-99 GAME-BY-GAME

GAME	DATE	OPPONENT	RESULT	RECORD/PTS.	DUCKS GOALS (BY #)	ANA. GOALTENDER(S)	ATTENDANCE
1	10/10	@ WASHINGTON	0-1 L	0-1-0/0	NONE	ROUSSEL	19,740
2	10/11	@ PHILADELPHIA	1-4 L	0-2-0/0	9	HEBERT	19,519
3	10/13	@ MONTREAL	0-1 L	0-3-0/0	NONE	HEBERT	20,046
4	10/15	@ CHICAGO	5-3 W	1-3-0/2	8, 25, 9*, 17, 8	HEBERT	14,710
5	10/21	BOSTON	3-0 W	2-3-0/4	33, 9, 2	HEBERT	^17,714
6	10/25	PHOENIX	2-2 T (OT)	2-3-1/5	8, 20+	HEBERT	16,113
7	10/28	TAMPA BAY	5-3 W	3-3-1/7	9, 17, 32, 32, 85	HEBERT	13,963
8	10/30	@ DALLAS	3-3 T (OT)	3-3-2/8	9, 20, 8+	HEBERT	16,928
9	10/31	@ ST. LOUIS	2-2 T (OT)	3-3-3/9	8, 9	HEBERT	13,941
10	11/4	ST. LOUIS	1-3 L	3-4-3/9	17	HEBERT	14,710
11	11/6	SAN JOSE	2-2 T (OT)	3-4-4/10	17, 24	HEBERT	15,958
12	11/8	DETROIT	2-3 L	3-5-4/10	17, 16	HEBERT	^17,714
13	11/11	CAROLINA	5-4 W (OT)	4-5-4/12	16, 8, 33, 9, 20	HEBERT	14,668
14	11/13	@ VANCOUVER	2-5 L	4-6-4/12	16, 20	ROUSSEL	15,582
15	11/14	@ CALGARY	1-0 W	5-6-4/14	25	HEBERT	16,288
16	11/16	LOS ANGELES	3-1 W	6-6-4/16	39*, 22, 95	HEBERT	16,067
17	11/18	NY RANGERS	3-1 W	7-6-4/18	20, 16, 95	HEBERT	15,245
18	11/20	EDMONTON	2-3 L (OT)	7-7-4/18	14, 9	HEBERT	16,367
19	11/22	CHICAGO	4-1 W	8-7-4/20	32, 16, 20, 14	HEBERT	16,423
20	11/25	@ DETROIT	2-5 L	8-8-4/20	9, 9	HEBERT	19,983
21	11/27	@ NASHVILLE	1-3 L	8-9-4/20	9	ROUSSEL	17,298
22	11/29	@ CAROLINA	1-3 L	8-10-4/20	39	HEBERT	6,871
23	12/1	@ PITTSBURGH	4-4 T (OT)	8-10-5/21	39, 2, 20, 39	HEBERT	11,314
24	12/3	@ CHICAGO	1-4 L	8-11-5/21	14	HEBERT	16,149
25	12/6	@ SAN JOSE	2-1 W	9-11-5/23	11, 16	HEBERT	16,321
26	12/9	VANCOUVER	4-4 T (OT)	9-11-6/24	22, 20, 22, 16	HEBERT	14,100
27	12/11	WASHINGTON	1-0 W	10-11-6/26	16	HEBERT	14,631
28	12/13	LOS ANGELES	3-0 W	11-11-6/28	8, 8, 9	HEBERT	^17,714
29	12/16	NASHVILLE	6-1 W	12-12-6/30	4, 8, 39, 39, 20, 8	HEBERT	14,222
30	12/18	NY ISLANDERS	2-2 T (OT)	12-12-7/31	8, 2	HEBERT	14,419
31	12/21	COLORADO	2-4 L	12-12-7/31	8, 39	HEBERT	16,568
32	12/22	@ COLORADO	1-0 W	13-12-7/33	19	ROUSSEL	16,061
33	12/28	@ OTTAWA	2-2 T (OT)	13-12-8/34	2, 16*	ROUSSEL	18,500
34	12/30	@ TORONTO	1-4 L	13-13-8/34	8	HEBERT	15,726
35	1/1	@ BUFFALO	7-2 W	14-13-8/36	20, 24, 20, 8, 39, 8, 8	HEBERT	18,595
36	1/2	@ BOSTON	1-2 L	14-14-8/36	8	HEBERT	17,565
37	1/4	@ NASHVILLE	1-2 L	14-15-8/36	2	HEBERT	13,507
38	1/6	BUFFALO	2-3 L (OT)	14-16-8/36	20, 8	HEBERT	15,002
39	1/8	PHOENIX	4-1 W	15-16-8/38	2, 20, 9, 9	ROUSSEL	16,308
40	1/10	EDMONTON	6-4 W	16-16-8/40	2, 9, 39, 8, 8, 11*	ROUSSEL/HEBERT	^17,714
41	1/13	CALGARY	1-2 L	16-17-8/40	2	HEBERT	13,542
42	1/15	DALLAS	1-3 L	16-18-8/40	2	HEBERT	17,150
43	1/18	PITTSBURGH	5-3 W	17-18-8/42	2, 16, 17, 16, 95	HEBERT	15,016
44	1/20	NEW JERSEY	3-4 L	17-19-8/42	9, 20, 18	ROUSSEL	14,027
45	1/21	@ PHOENIX	3-3 T (OT)	17-19-9/43	18, 16, 9	ROUSSEL	16,210
46	1/27	COLORADO	3-4 L	17-20-9/43	20, 8, 20	HEBERT	15,011
47	1/28	@ COLORADO	2-6 L	17-21-9/43	16, 11	HEBERT	16,061
48	1/30	@ EDMONTON	0-1 L	17-22-9/43	NONE	HEBERT	17,100
49	2/3	CHICAGO	3-0 W	18-22-9/45	9, 11, 165	HEBERT	15,254
50	2/5	@ TAMPA BAY	5-3 W	19-22-9/47	11, 9, 20, 2, 9	HEBERT	10,872
51	2/6	@ ST. LOUIS	4-3 W	20-22-9/49	11, 16, 2, 27	HEBERT	20,290
52	2/10	PHILADELPHIA	5-4 W	21-22-9/51	8, 2, 8, 20, 2	HEBERT	16,357
53	2/12	DALLAS	2-3 L	21-23-9/51	8, 17	HEBERT	16,230
54	2/14	@ PHOENIX	5-1 W	22-23-9/53	8, 20, 18, 20, 33	HEBERT	16,210
55	2/15	@ LOS ANGELES	3-1 W	23-23-9/55	17, 17, 95	HEBERT	14,664
56	2/17	EDMONTON	2-6 L	23-24-9/55	8, 20	HEBERT/ROUSSEL	14,540
57	2/19	@ CALGARY	3-6 L	23-25-9/55	8, 17, 8	HEBERT	16,347
58	2/20	@ VANCOUVER	5-1 W	24-25-9/57	39, 8, 8, 9, 16	HEBERT	18,422
59	2/24	@ EDMONTON	2-1 W	25-25-9/59	8, 9	ROUSSEL	16,001
60	2/26	SAN JOSE	3-1 W	26-25-9/61	20, 8, 39	HEBERT	^17,714
61	2/27	@ SAN JOSE	4-1 W	27-25-9/63	8, 39, 9, 5	HEBERT	17,483
62	3/3	LOS ANGELES	2-1 W	28-25-9/65	11, 8	HEBERT	^17,714
63	3/5	NASHVILLE	3-2 W	29-25-9/67	19, 8, 19	ROUSSEL	15,839
64	3/7	DETROIT	3-1 W	30-25-9/69	16, 20*, 17	HEBERT	^17,714
65	3/10	VANCOUVER	4-4 T (OT)	30-25-10/70	18, 9, 8, 9	HEBERT	14,199
66	3/12	@ DALLAS	0-4 L	30-26-10/70	NONE	HEBERT/ROUSSEL	16,928
67	3/13	@ PHOENIX	0-1 L	30-27-10/70	NONE	HEBERT	16,210
68	3/18	OTTAWA	2-2 T (OT)	30-27-11/71	27, 11	HEBERT	16,026
69	3/18	@ LOS ANGELES	4-2 W	31-27-11/73	23, 8, 9, 8	HEBERT	12,037
70	3/21	FLORIDA	2-5 L	31-28-11/73	8, 18	HEBERT	16,434
71	3/26	DALLAS	5-1 W	32-28-11/75	16, 11, 8, 8, 9	HEBERT	16,533
72	3/28	CALGARY	5-1 W	33-28-11/77	9, 8, 19, 9, 33	HEBERT	15,975
73	3/31	@ NEW JERSEY	1-7 L	33-29-11/77	9	HEBERT/ROUSSEL	17,239
74	4/2	@ N.Y. RANGERS	4-1 W	34-29-11/79	8, 39, 8, 9	HEBERT	18,200
75	4/3	@ N.Y. ISLANDERS	2-2 T (OT)	34-29-12/80	2, 11+	ROUSSEL	12,297
76	4/5	@ DETROIT	2-3 L	34-30-12/80	17, 11	HEBERT	19,983
77	4/7	@ DALLAS	1-5 L	34-31-12/80	9	ROUSSEL/HEBERT	16,928
78	4/9	SAN JOSE	1-4 L	34-32-12/80	17	HEBERT	^17,714
79	4/11	PHOENIX	3-0 W	35-32-12/82	9, 19, 85	HEBERT	^17,714
80	4/14	ST. LOUIS	1-3 L	35-33-12/82	9	HEBERT	16,510
81	4/15	@ LOS ANGELES	3-4 L (OT)	35-34-12/82	17, 2, 8	ROUSSEL	14,669
82	4/17	@ SAN JOSE	3-3 T (OT)	35-34-13/83	33, 9, 17	ROUSSEL	17,483

GOAL KEY: UNDERLINE = POWER PLAY GOAL, * = SHORTHANDED GOAL, BOLD = GAME-WINNING GOAL, + = GAME-TYING GOAL, \$ = EMPTY NET GOAL, ITALIC = PENALTY SHOT GOAL, ^ = SELLOUT AT THE ARROWHEAD POND OF ANAHEIM. WHEN TWO GOALTENDERS PLAY IN ONE GAME, ALL CAPS RECEIVED DECISION.

1997-98 MIGHTY DUCKS OF ANAHEIM



Front Row (sitting) L-R: Mikhail Shtalenkov, Assistant Coach Don Hay, Assistant General Manager David McNab, President Tony Tavares, Alternate Captain Teemu Selanne, Captain Paul Kariya, Alternate Captain David Karpis, Vice President/General Manager Jack Ferreira, Head Coach Pierre Pagé, Assistant Coach Walt Kyle, Guy Hebert. **Second Row L-R:** Head Athletic Trainer Greg Smith, Goaltending Consultant François Allaire, Scott Young, Tomas Sandstrom, Steve Rucchin, Brent Severyn, Doug Houda, Tom Askey, Equipment Manager Mark O'Neill, Assistant Equipment Manager John Alloway. **Third Row L-R:** Massage Therapist John Worth, Strength & Conditioning Coach Todd Norman, Ted Drury, Drew Bannister, Shawn Antoski, Jamie Pushor, Jason Marshall, Travis Green, Assistant Trainer Greg Thayer. **Top Row L-R:** Josef Marha, Mike Leclerc, Matt Cullen, Pavel Trnka, Ruslan Salei, Jeremy Stevenson, J.F. Jomphe, Jeff Nielsen. Unavailable for photo: Frank Banham.

1997-98 SEASON:

The Ducks finished the season 26-43-13 for 65 points...the club went 6-7-4 over the last 17 games... Anaheim enjoyed the most success vs. the Atlantic Division, going 7-3-4 (.643 winning percentage) - marking the second best winning percentage vs. any division in franchise history (record is 66.7%, set in 1995-96 when the Ducks went 8-4-0 vs. the Northeast)...Anaheim had three players that ranked among NHL league leaders (including rookie leaders) in several categories (Selanne, Rucchin & Cullen)...the Mighty Ducks and Vancouver Canucks opened up their '97-98 NHL regular seasons with a


two-game set in Tokyo on Oct. 3-4. The games marked the first NHL regular season contests outside of North America...**Teemu Selanne's** sensational season included an 11-game goal scoring streak, three hat tricks, 10 game-winning goals, a club-record 13 goals in a month (November), a hat trick in the All-Star game, a Bronze Medal at the Winter Olympics, and a league-leading 52 goals (tied with Peter Bondra)...Selanne also became just the fourth player in NHL history to record at least 25% of his teams goals in one season...**Paul Kariya** suffered a season-ending concussion on Feb. 1 vs. Chicago and appeared in only 22 games on the season.

1997-98 GAME-BY-GAME

GAME	DATE	OPPONENT	RESULT	RECORD/PTS.	DUCKS GOALS (BY #)	ANA. GOALTENDER(S)	ATTENDANCE
1	10/3	@ VANCOUVER (JAPAN)	2-3 L	0-1-0/0	48, 11	HEBERT	10,500
2	10/4	VANCOUVER (JAPAN)	3-2 W	1-1-0/2	8, 17, 36	SHTALENKOV	10,500
3	10/10	OTTAWA	1-1 T (OT)	1-1-1/3	21+	HEBERT	[^] 17,174
4	10/13	BOSTON	0-3 L	1-2-1/3	NONE	HEBERT	16,486
5	10/15	PHILADELPHIA	2-2 T (OT)	1-2-2/4	16, 17+	SHTALENKOV	17,121
6	10/17	EDMONTON	2-1 W	2-2-2/6	29, 15	HEBERT	16,565
7	10/19	N.Y. ISLANDERS	2-5 L	2-3-2/6	15, 21	HEBERT, SHTALENKOV	17,112
8	10/21	@ PHOENIX	4-3 W	3-3-2/8	12, 8, 13, 10	SHTALENKOV	13,779
9	10/22	DETROIT	1-4 L	3-4-2/8	8	HEBERT	17,053
10	10/25	@ N.Y. ISLANDERS	4-2 W	4-4-2/10	17, 15, 8, 48*	SHTALENKOV	14,523
11	10/26	@ N.Y. RANGERS	3-3 T (OT)	4-4-3/11	8, 8, 8+	HEBERT	18,200
12	10/28	@ TORONTO	2-2 T (OT)	4-4-4/12	21, 8+	SHTALENKOV	15,707
13	10/30	@ BOSTON	3-0 W	5-4-4/14	8, 10, 8	HEBERT	13,153
14	11/2	@ DETROIT	3-4 L	5-5-4/14	8, 20, 15	SHTALENKOV	19,983
15	11/5	TAMPA BAY	5-2 W	6-5-4/16	13, 13, 8, 17, 8	HEBERT	17,067
16	11/7	@ CALGARY	4-3 W (OT)	7-5-4/18	8, 24, 48, 48	HEBERT	16,487
17	11/8	@ VANCOUVER	3-2 W	8-5-4/20	48, 24, 8	SHTALENKOV	18,422
18	11/10	SAN JOSE	4-6 L	8-6-4/20	8, 8, 8, 23	HEBERT	[^] 17,174
19	11/12	MONTREAL	3-4 L (OT)	8-7-4/20	12, 14*, 24	HEBERT	[^] 17,174
20	11/14	VANCOUVER	3-3 T (OT)	8-7-5/21	8, 8, 13*	SHTALENKOV	[^] 17,174
21	11/16	DALLAS	0-4 L	8-8-5/21	NONE	SHTALENKOV	[^] 17,174
22	11/18	@ SAN JOSE	2-4 L	8-9-5/21	20, 12	HEBERT	16,645
23	11/19	CHICAGO	0-4 L	8-10-5/21	NONE	HEBERT	16,641
24	11/22	@ ST. LOUIS	2-0 W	9-10-5/23	40, 19	HEBERT	20,184
25	11/24	@ DALLAS	0-5 L	9-11-5/23	NONE	HEBERT, SHTALENKOV	15,851
26	11/26	NEW JERSEY	2-0 W	10-11-5/25	18, 20S	HEBERT	[^] 17,174
27	11/28	@ EDMONTON	3-1 W	11-11-5/27	8, 14*, 40	HEBERT	17,099
28	11/29	@ CALGARY	2-3 L (OT)	11-12-5/27	8, 8	SHTALENKOV	18,334
29	12/2	@ TORONTO	3-3 T (OT)	11-12-6/28	17, 14, 24+	HEBERT	15,620
30	12/3	@ BUFFALO	0-4 L	11-13-6/28	NONE	HEBERT	11,654
31	12/6	@ PITTSBURGH	2-5 L	11-14-6/28	8, 17*	HEBERT	15,216
32	12/10	PITTSBURGH	0-3 L	11-15-6/28	NONE	SHTALENKOV	17,036
33	12/12	WASHINGTON	6-4 W	12-15-6/30	8, 20, 36, 9, 8, 9S	HEBERT	[^] 17,174
34	12/17	TORONTO	2-6 L	12-16-6/30	40, 9	HEBERT	16,807
35	12/19	PHOENIX	2-6 L	12-17-6/30	9, 14	SHTALENKOV, HEBERT	16,560
36	12/21	SAN JOSE	2-4 L	12-18-6/30	8, 8	HEBERT	[^] 17,174
37	12/22	CALGARY	5-1 W	13-18-6/32	8, 12, 8, 19, 15	SHTALENKOV	16,975
38	12/27	@ ST. LOUIS	5-5 T (OT)	13-18-7/33	8, 16, 16, 9, 48	SHTALENKOV, HEBERT	20,381
39	12/28	@ CHICAGO	0-2 L	13-19-7/33	NONE	HEBERT	21,266
40	12/30	@ CAROLINA	1-2 L	13-20-7/33	8	HEBERT	8,309
41	1/1	@ WASHINGTON	2-3 L	13-21-7/33	7, 18	HEBERT	19,011
42	1/3	@ TAMPA BAY	4-1 W	14-21-7/35	18, 9, 14, 20	HEBERT	14,221
43	1/4	@ FLORIDA	3-3 T (OT)	14-21-8/36	9, 20*, 8+	HEBERT	14,703
44	1/7	BUFFALO	2-3 L	14-22-8/36	9, 13	HEBERT/SHTALENKOV	17,049
45	1/9	EDMONTON	1-5 L	14-23-8/36	14	HEBERT	[^] 17,174
46	1/11	DALLAS	2-1 W (OT)	15-23-8/38	19, 14	HEBERT	17,154
47	1/12	@ LOS ANGELES	2-3 L (OT)	15-24-8/38	18, 9	HEBERT	16,005
48	1/14	COLORADO	0-2 L	15-25-8/38	NONE	HEBERT	[^] 17,174
49	1/21	FLORIDA	8-3 W	16-25-8/40	9, 14, 9, 8, 9, 45, 16, 8	SHTALENKOV	17,001
50	1/22	@ COLORADO	4-3 W	17-25-8/42	20, 16, 15, 9	SHTALENKOV	16,061
51	1/24	LOS ANGELES	3-3 T (OT)	17-25-9/43	8, 20, 9+	HEBERT	[^] 17,174
52	1/27	@ SAN JOSE	2-4 L	17-26-9/43	8, 9	SHTALENKOV	16,878
53	1/28	CALGARY	2-5 L	17-27-9/43	10, 48	HEBERT	16,758
54	2/1	CHICAGO	4-3 W (OT)	18-27-9/45	9, 9, 8, 8	HEBERT	[^] 17,174
55	2/4	NY RANGERS	3-2 W	19-27-9/47	20, 8, 8	HEBERT	[^] 17,174
56	2/7	LOS ANGELES	2-5 L	19-28-9/47	39, 45	HEBERT	[^] 17,174
57	2/25	@ VANCOUVER	2-5 L	19-29-9/47	33, 52	HEBERT	18,422
58	2/27	@ EDMONTON	4-0 W	20-29-9/49	20, 20, 23, 6*S	SHTALENKOV	17,099
59	3/1	ST. LOUIS	2-6 L	20-30-9/49	45, 48	SHTALENKOV/HEBERT	[^] 17,174
60	3/4	DETROIT	0-2 L	20-31-9/49	NONE	SHTALENKOV	[^] 17,174
61	3/6	SAN JOSE	0-3 L	20-32-9/49	NONE	HEBERT	[^] 17,174
62	3/8	CAROLINA	1-3 L	20-33-9/49	24	HEBERT/SHTALENKOV	[^] 17,174
63	3/9	@ LOS ANGELES	3-4 L (OT)	20-34-9/49	48*, 20, 8	SHTALENKOV	12,671
64	3/11	TORONTO	1-3 L	20-35-9/49	8	SHTALENKOV	[^] 17,174
65	3/13	@ DALLAS	3-6 L	20-36-9/49	29, 45, 10	SHTALENKOV/ASKEY	16,928
66	3/15	COLORADO	5-3 W	21-36-9/51	29, 17, 45, 10, 8S	SHTALENKOV	[^] 17,174
67	3/18	@ NEW JERSEY	0-3 L	21-37-9/51	NONE	SHTALENKOV	19,040
68	3/19	@ PHILADELPHIA	3-3 T (OT)	21-37-10/52	48, 8, 29+	SHTALENKOV	19,670
69	3/21	@ MONTREAL	5-4 W	22-37-10/54	29, 8, 48, 17, 8	SHTALENKOV	21,273
70	3/22	@ OTTAWA	5-2 W	23-37-10/56	29, 8, 20, 8, 8S	SHTALENKOV	17,177
71	3/25	@ CHICAGO	3-2 W	24-37-10/58	10, 48, 8	SHTALENKOV	18,438
72	3/26	@ DETROIT	3-3 T (OT)	24-37-11/59	39, 46, 7+	SHTALENKOV	19,983
73	3/28	@ COLORADO	3-5 L	24-38-11/59	10, 29, 23	SHTALENKOV/ASKEY	16,061
74	4/1	PHOENIX	1-5 L	24-39-11/59	20	SHTALENKOV/ASKEY	[^] 17,174
75	4/3	@ PHOENIX	3-6 L	24-40-11/59	20, 10, 20	SHTALENKOV	16,210
76	4/5	CALGARY	3-3 T (OT)	24-40-12/60	8, 39, 39+	ASKEY	[^] 17,174
77	4/8	EDMONTON	4-2 W	25-40-12/62	17, 10, 20, 8S	SHTALENKOV	[^] 17,174
78	4/9	@ SAN JOSE	2-5 L	25-41-12/62	10, 13	SHTALENKOV/ASKEY	17,483
79	4/13	COLORADO	2-2 T (OT)	25-41-13/63	22, 29+	ASKEY	[^] 17,174
80	4/15	@ EDMONTON	3-5 L	25-42-13/63	45, 10, 29	SHTALENKOV	17,099
81	4/18	@ LOS ANGELES	4-1 W	26-42-13/65	7, 38, 29, 10	SHTALENKOV	16,005
82	4/19	ST. LOUIS	3-5 L	26-43-13/65	38, 39, 19	ASKEY	[^] 17,174

GOAL KEY: UNDERLINE = POWER PLAY GOAL, * = SHORTHANDED GOAL, BOLD = GAME-WINNING GOAL, + = GAME-TYING GOAL, \$ = EMPTY NET GOAL, ITALIC = PENALTY SHOT GOAL, ^ = SELLOUT AT THE ARROWHEAD POND OF ANAHEIM. WHEN TWO GOALTENDERS PLAY IN ONE GAME, ALL CAPS RECEIVED DECISION X

1996-97 MIGHTY DUCKS OF ANAHEIM



Front Row (sitting) L-R: Mikhail Shtalenkov, Head Coach Ron Wilson, Assistant General Manager David McNab, President Tony Tavares, Alternate Captain Bobby Dollas, Captain Paul Kariya, Alternate Captain Teemu Selanne, Vice President/General Manager Jack Ferreira, Vice President of Business Affairs Kevin Gilmore, Milos Holan, Guy Hebert. **Second Row** L-R: Head Athletic Trainer/Physical Therapist Paddy Jarit, Equipment Manager Mark O'Neill, Assistant Coach Walt Kyle, J.J. Daigneault, Ken Baumgartner, Jari Kurri, Brian Bellows, Joe Sacco, Assistant Coach Tim Army, Goaltending Consultant Francois Allaire, Assistant Equipment Manager John Allaway. **Third Row** L-R: Massage Therapist Dan Garcia, Warren Rychel, Dmitri Mironov, Steve Rucchin, Mark Janssens, Ted Drury, David Karpa, Kevin Todd, Strength & Conditioning Coach Dana White. **Top Row** L-R: Richard Park, Darren Van Impe, Sean Pronger, Shawn Antoski, Jason Marshall, Dan Trebil, J.F. Jomphe, Peter LeBoutillier.

POSTSEASON NOTES IN PLAYOFF SECTION

1996-97 SEASON:

Final Record: 36-33-13, 85 points (second, Pacific)...the clubs' first-ever winning season, earning the number four seed in the Western Conference playoffs and ninth-best record in the NHL...set a new club-record for points, overall wins, and home wins (23) in a season...had best record in West from Feb. 22-end of the season and the third-best record from Nov. 1-end of the season...home record was 23-12-6; road record was 13-21-7...Anaheim lost just three of its last 23 games, going 13-3-7 in that span, including a club-record 12-game unbeaten streak (7-0-5) from Feb. 22-Mar. 19...the Ducks finished 14-4-7 in their final 25 games, 16-6-7 in their last 29, and 22-12-8 in their last 42...had a franchise-record 14-game unbeaten streak (10-0-4) from Feb. 12-Apr. 9...Kariya/Selanne averaged a combined 1.41 points-per game, second in the league among tandems...Kariya and

Selanne rank 1st and 2nd, respectively, in goals scored from Jan. 10-end of the season with 32 and 28. The 60 goals are 46.5% of Anaheim's 129 in those 41 games... **Paul Kariya, Teemu Selanne and Guy Hebert** were named to the All-Star Game...Kariya wins Lady Byng Trophy for the second consecutive year...Kariya and Selanne each are named First Team NHL All-Stars...NHL leaders included Guy Hebert - 3rd in saves (1961), 4th in shots (2133), 5th in SV%, 5th in games (67), 6th in minutes (3863), 9th in wins (29); Paul Kariya - 1st in GWG's (10), 1st in shots (340), 3rd in PPG's (15), 3rd in points (99), 6th in PP pts. (34), 9th in goals (44), 12th in assists (55); Teemu Selanne - 2nd in points (109), 2nd in goals (51), 5th in GWG's (8), 5th in shooting pct. (18.7%), 8th in PP pts. (32), 9th in assists (58)...finished 56-333 on the power play (16.8%); 62-336 on the penalty kill (81.5%).

1996-97 GAME-BY-GAME

GAME	DATE	OPPONENT	RESULT	RECORD/PTS.	DUCKS GOALS (BY #)	ANA. GOALTENDER(S)	ATTENDANCE
1	10/5	@ TORONTO	1-4 L	0-1-0/0	17	HEBERT	15,746
2	10/7	@ MONTREAL	6-6 T (OT)	0-1-1/1	4, 17, 21, 8, 11, 2+	HEBERT	20,306
3	10/9	@ CHICAGO	2-0 W	1-1-1/3	8*, 32S	SHTALENKOV	17,795
4	10/10	@ COLORADO	6-6 T (OT)	1-1-2/4	13, 17, 21, 8, 16, 8+	HEBERT	16,061
5	10/12	@ PHOENIX	2-4 L	1-2-2/4	14, 10	SHTALENKOV	14,492
6	10/16	PHILADELPHIA	3-4 L	1-3-2/4	12, 16, 8	HEBERT	^17,174
7	10/18	SAN JOSE	1-4 L	1-4-2/4	13	HEBERT	^17,174
8	10/20	BOSTON	1-5 L	1-5-2/4	10	SHTALENKOV/HEBERT	^17,174
9	10/22	@ PHILADELPHIA	0-3 L	1-6-2/4	NONE	HEBERT/SHTALENKOV	18,812
10	10/24	@ HARTFORD	1-4 L	1-7-2/4	8	HEBERT	12,328
11	10/27	CALGARY	1-4 L	1-8-2/4	12	HEBERT/SHTALENKOV	16,592
12	10/30	VANCOUVER	3-6 L	1-9-2/4	4, 16*, 10	SHTALENKOV	16,232
13	11/1	SAN JOSE	4-3 W	2-9-2/6	16, 8, 8, 8	HEBERT	17,112
14	11/3	COLORADO	1-1 T (OT)	2-9-3/7	10	HEBERT	17,025
15	11/6	MONTREAL	5-6 L	2-10-3/7	12, 18, 16, 9, 9	HEBERT	15,935
16	11/8	LOS ANGELES	7-4 W	3-10-3/9	14, 20, 8, 16, 9, 18, 18S	SHTALENKOV	^17,174
17	11/11	DALLAS	2-3 L	3-11-3/9	9, 32	SHTALENKOV	16,072
18	11/13	TORONTO	3-2 W	4-11-3/11	12, 18, 17	SHTALENKOV	16,342
19	11/15	@ DALLAS	3-4 L	4-12-3/11	46, 14, 8	HEBERT	16,217
20	11/17	@ ST. LOUIS	2-4 L	4-13-3/11	20, 10	SHTALENKOV	14,853
21	11/20	NY ISLANDERS	2-2 T (OT)	4-13-4/12	12, 8	HEBERT	16,597
22	11/23	@ SAN JOSE	3-0 W	5-13-4/14	9, 9, 16	HEBERT	17,442
23	11/24	DETROIT	3-1 W	6-13-4/16	8, 18, 29	HEBERT	^17,174
24	11/27	ST. LOUIS	2-3 L	6-14-4/16	20, 17	HEBERT	16,419
25	11/29	CHICAGO	2-0 W	7-14-4/18	9, 20	HEBERT	^17,174
26	12/1	EDMONTON	4-2 W	8-14-4/20	9, 14, 12, 9S	HEBERT	16,735
27	12/4	TAMPA BAY	3-1 W	9-14-4/22	20, 8, 8S	HEBERT	15,838
28	12/6	@ BUFFALO	1-1 T (OT)	9-14-5/23	46	HEBERT	16,416
29	12/7	@ PITTSBURGH	3-5 L	9-15-5/23	8, 15, 15	SHTALENKOV	16,326
30	12/9	@ BOSTON	5-2 W	10-15-5/25	14, 20, 13, 8, 23	HEBERT/SHTALENKOV	15,101
31	12/11	PITTSBURGH	3-7 L	10-16-5/25	9, 17, 23	SHTALENKOV/O'NEILL	^17,174
32	12/13	WASHINGTON	5-4 W	11-16-5/27	15, 15, 46, 46, 2	SHTALENKOV	^17,174
33	12/20	CALGARY	7-0 W	12-16-5/29	9*, 14, 14*, 20*, 15, 9, 8	HEBERT	17,084
34	12/23	PHOENIX	1-2 L	12-17-5/29	16	HEBERT	^17,174
35	12/27	@ N.Y. RANGERS	2-3 L	12-18-5/29	13, 8	HEBERT	18,200
36	12/28	@ NEW JERSEY	3-5 L	12-19-5/29	13, 46*, 18	HEBERT	19,040
37	12/30	@ OTTAWA	4-3 W (OT)	13-19-5/31	17, 8, 14, 20	HEBERT	17,605
38	1/1	@ FLORIDA	3-0 W	14-19-5/33	23, 46, 15	HEBERT	14,703
39	1/3	@ TAMPA BAY	2-3 L	14-20-5/33	8, 46	HEBERT	17,769
40	1/6	VANCOUVER	1-5 L	14-21-5/33	8	HEBERT	17,012
41	1/8	FLORIDA	3-2 W	15-21-5/35	8, 20, 16	HEBERT	^17,174
42	1/10	BUFFALO	5-2 W	16-21-5/37	23, 9*, 9, 8, 9	HEBERT	^17,174
43	1/12	@ VANCOUVER	3-2 W	17-21-5/39	23, 8, 9	HEBERT	18,105
44	1/15	@ CALGARY	1-2 L	17-22-5/39	20	HEBERT	16,207
45	1/22	NEW JERSEY	3-1 W	18-22-5/41	8, 17, 9	HEBERT	^17, 174
46	1/23	@ PHOENIX	3-6 L	18-23-5/41	9, 9, 9	HEBERT/SHTALENKOV	15,177
47	1/25	@ LOS ANGELES	2-2 T (OT)	18-23-6/42	20, 54	HEBERT	16,005
48	1/27	@ ST. LOUIS	4-1 W	19-23-6/44	8, 15, 8, 54	HEBERT	16,267
49	1/29	@ DALLAS	1-3 L	19-24-6/44	52	HEBERT	15,118
50	1/31	HARTFORD	6-3 W	20-24-6/46	9, 23, 8, 54, 54, 20	HEBERT	^17,174
51	2/2	COLORADO	2-5 L	20-25-6/46	29, 9	HEBERT	^17,174
52	2/4	@ N.Y. ISLANDERS	3-4 L	20-26-6/46	28, 9, 14	SHTALENKOV	13,134
53	2/5	@ TORONTO	2-4 L	20-27-6/46	9, 8	HEBERT	15,726
54	2/8	@ EDMONTON	2-1 W (OT)	21-27-6/48	2, 8	HEBERT	16,743
55	2/9	@ CALGARY	1-6 L	21-28-6/48	8	HEBERT/SHTALENKOV	16,219
56	2/12	TORONTO	5-2 W	22-28-6/50	15, 10, 9, 17, 23	HEBERT	^17,174
57	2/15	@ VANCOUVER	2-4 L	22-29-6/50	8, 9	HEBERT	18,422
58	2/17	EDMONTON	5-1 W	23-29-6/52	34, 14, 9*, 8, 20	HEBERT	^17,174
59	2/20	@ LOS ANGELES	1-3 L	23-30-6/52	18	HEBERT	12,184
60	2/22	PHOENIX	4-2 W	24-30-6/54	8, 20, 14, 9	HEBERT	^17,174
61	2/23	VANCOUVER	5-2 W	25-30-6/56	17, 9, 8, 12, 9S	HEBERT	^17,174
62	2/26	EDMONTON	3-3 T (OT)	25-30-7/57	29, 2, 54+	HEBERT	^17,174
63	2/28	@ WASHINGTON	4-1 W	26-30-7/59	9, 8, 16, 15S	HEBERT	18,130
64	3/2	@ DETROIT	1-1 T (OT)	26-30-8/60	13+	HEBERT	19,983
65	3/5	OTTAWA	4-1 W	27-30-8/62	8, 8, 23, 9S	HEBERT	^17,174
66	3/7	N.Y. RANGERS	5-2 W	28-30-8/64	8, 13, 13, 9, 8S	HEBERT	^17,174
67	3/9	@ COLORADO	2-2 T (OT)	28-30-9/65	9, 8+	HEBERT	16,061
68	3/12	DETROIT	2-1 W	29-30-9/67	8, 17	HEBERT	^17,174
69	3/14	ST. LOUIS	4-4 T (OT)	29-30-10/68	15, 23, 23, 20	HEBERT	^17,174
70	3/16	CALGARY	2-2 T (OT)	29-30-11/69	14, 54	HEBERT	^17,174
71	3/19	LOS ANGELES	6-2 W	30-30-11/71	13, 15, 8, 32, 29, 8	HEBERT	^17,174
72	3/21	@ COLORADO	3-4 L	30-31-11/71	9, 9, 8	HEBERT	16,061
73	3/23	@ EDMONTON	4-1 W	31-31-11/73	8, 9, 54, 33	HEBERT/SHTALENKOV	17,099
74	3/25	@ CALGARY	2-3 L	31-32-11/73	9, 17	HEBERT	17,118
75	3/26	@ VANCOUVER	3-5 L	31-33-11/73	23, 20, 23	HEBERT/SHTALENKOV	16,050
76	3/28	@ CHICAGO	4-3 W	32-33-11/75	9, 36, 23, 27	SHTALENKOV	21,941
78	3/30	@ DETROIT	1-0 W (OT)	33-33-11/77	20	SHTALENKOV	19,983
77	4/1	CHICAGO	3-3 T (OT)	33-33-12/78	36, 9, 20	SHTALENKOV	^17,174
79	4/2	@ SAN JOSE	5-5 T (OT)	33-33-13/79	9, 17, 23, 34, 8	HEBERT	17,442
80	4/4	DALLAS	3-2 W	34-33-13/81	20, 8, 9	SHTALENKOV	^17,174
81	4/9	LOS ANGELES	4-1 W	35-33-13/83	15, 33, 23, 8S	HEBERT	^17,174
82	4/11	@ SAN JOSE	4-3 W	36-33-13/85	8, 34, 9, 9	HEBERT	17,442

GOAL KEY: UNDERLINE = POWER PLAY GOAL, * = SHORTHANDED GOAL, BOLD = GAME-WINNING GOAL, + = GAME-TYING GOAL, \$ = EMPTY NET GOAL, ^ = SELLOUT AT THE ARROWHEAD POND OF ANAHEIM. WHEN TWO GOALTENDERS PLAY IN ONE GAME, ALL CAPS RECEIVED DECISION.

1995-96 MIGHTY DUCKS OF ANAHEIM



Front Row (sitting) L-R: Mikhail Shtalenkov, Head Coach Ron Wilson, Assistant General Manager David McNab, President Tony Tavares, Governor Michael Eisner, Vice President/General Manager Jack Ferreira, Vice President of Hockey Operations Kevin Gilmore, Captain Randy Ladouceur, Guy Hebert. **Second Row L-R:** Equipment Manager Mark O'Neill, Assistant Equipment Manager John Alloway, Alternate Captain Paul Kariya, Alternate Captain Bobby Dollas, Alternate Captain Todd Ewen, Assistant Coach Al Sims, Assistant Coach Tim Army, Head Athletic Trainer/Physical Therapist Paddy Jarit. **Third Row L-R:** Anatoli Semenov, David Karpa, Peter Douris, Teemu Selanne, Shaun Van Allen, Fredrik Olausson, Ken Baumgartner, Garry Valk, Joe Sacco. **Top Row L-R:** Valeri Karpov, J.F. Jomphe, Jason York, Roman Oksiuta, Steve Rucchin, Jason Marshall, Alex Hicks, Darren Van Impe. Not Pictured: Milos Holan.

1995-96 SEASON:

Final Record: 35-39-8, 78 points (fourth, Pacific)...nearly qualified for a Western Conference playoff spot (the Ducks actually finished tied-for-8th in the conference with Winnipeg, but lost the tie breaker because the Jets had more wins)...Anaheim's 35 wins and 78 points marked new club records for one season...the Mighty Ducks finished out the season strong, going 6-1-1 in their last eight games and 12-3-2 in their last 17 games...the Ducks did a lot of their late-season damage at home, going 11-1-2 in their last 14 home games...Anaheim also had a 15-6-3 record in the last 24 contests and a 17-8-3 record in the last 28...the Ducks went 33-31-8 over the last 72 games after starting the season 2-8-0...the Mighty Ducks' home record was 22-15-4 (22 home wins was a franchise record for one season)...Anaheim ended the season with a club-record nine-game home unbeaten streak (8-0-1)...the Ducks went 11-1-2 in their last 14 at the Arrowhead Pond and 13-5-3 in their last 21...road record was 13-23-4...Anaheim had one of the best records in the NHL since March 1 (12-4-3); the second-best in the Western Conference...the Mighty Ducks earned 34.6% of their points on the season in the team's 19 games after March 1...**Paul Kariya** became the first Mighty Duck to make First Team NHL All Star, earning a spot on the 1995-96 squad at left wing. He also won the Lady Byng Trophy for the first time in his career...Here are a few facts of how Anaheim's acquisition of **Teemu Selanne** affected the Mighty Ducks...after Feb. 7, the day the trade went down: Anaheim earned a record of 17-9-3 (11-1-

2 at home, 6-8-1 on the road)...the team earned club-records in overall winning streak (six games, Mar. 8-22), home winning streak (five games, Mar. 8-Apr. 3), home unbeaten streak (Mar. 8-Apr. 14, 8-0-1) and overall unbeaten streak (seven games, 6-0-1, Mar. 10-24)...the Ducks' power play went 29-145 for a .200 success rate (team had only gone 31-281 for .110 before trade)...Anaheim had three hat tricks (two by Selanne, one by **Garry Valk**). The Ducks had only one in their history before the arrival of Selanne (Terry Yake - Oct. 19, 1993 @ NYR)...Selanne's offensive numbers with Anaheim were 16-20-36 points in 28 appearances (1.29 points-per-game)...Paul Kariya's offensive numbers were 21-23-44 points in 29 appearances (1.52 points-per-game) after Selanne joined Anaheim...The Mighty Ducks were one of only three NHL clubs (also Colorado and Pittsburgh) to finish with two players in the top eight scoring leaders in 1995-96 (Paul Kariya, 50-58-108 pts. and Teemu Selanne, 40-68-108 pts.)...Anaheim was one of only eight teams in the NHL with a .900-plus team save percentage (.906) and a team goals-against-average (GAA) below 3.00 (2.97)...Anaheim finished tied-for-fifth in the league in save percentage and 10th in the league in GAA...Anaheim goaltending combined for a .952 save percentage and 2.08 GAA in 19 games from March 1 to the end of the season...Individually, **Guy Hebert** finished fourth in the league in save percentage with .914 on the season and tied-for-fifth in the league in shutouts with four (three of which came in his last 14 games).

1995-96 GAME-BY-GAME

GAME	DATE	OPPONENT	RESULT	RECORD/PTS.	DUCKS GOALS (BY #)	ANA. GOALTENDER(S)	ATTENDANCE
1	10/9	@ WINNIPEG	3-4 L	0-1-0/0	9, 26, 20	HEBERT	7,856
2	10/11	@ HARTFORD	2-3 L	0-2-0/0	9, 9	HEBERT	8,635
3	10/13	@ BUFFALO	4-1 W	1-2-0/2	9, 16, 20, 20S	SHTALENKOV	16,087
4	10/14	@ PITTSBURGH	2-5 L	1-3-0/2	20, 11	HEBERT	15,809
5	10/18	VANCOUVER	1-5 L	1-4-0/2	9	SHTALENKOV	^17,174
6	10/20	PHILADELPHIA	2-4 L	1-5-0/2	3, 18	HEBERT	^17,174
7	10/22	WINNIPEG	6-2 W	2-5-0/4	16, 9, 8, 18, 25*, 18	HEBERT	17,003
8	10/23	@ COLORADO	1-3 L	2-6-0/4	26	HEBERT/SHTALENKOV	16,061
9	10/26	@ DALLAS	2-5 L	2-7-0/4	2, 9	SHTALENKOV	13,671
10	10/27	@ ST. LOUIS	2-4 L	2-8-0/4	25, 21	HEBERT	17,384
11	10/29	CALGARY	7-2 W	3-8-0/6	22, 9, 16, 9, 16, 21, 22	HEBERT	17,060
12	11/1	ST. LOUIS	3-0 W	4-8-0/8	36, 25, 9S	HEBERT	16,642
13	11/3	N.Y. RANGERS	7-4 W	5-8-0/10	19, 20, 14, 21, 20, 26, 22	HEBERT	^17,174
14	11/5	NEW JERSEY	6-1 W	6-8-0/12	9, 22, 18*, 10, 26, 8	HEBERT	^17,174
15	11/7	@ TORONTO	3-6 L	6-9-0/12	26, 19, 14	HEBERT	15,673
16	11/8	@ MONTREAL	3-2 W (OT)	7-9-0/14	26, 10, 9	HEBERT	16,524
17	11/11	@ OTTAWA	3-2 W	8-9-0/16	26, 10, 17	HEBERT	8,988
18	11/13	LOS ANGELES	2-4 L	8-10-0/16	21, 9	HEBERT	^17,174
19	11/15	COLORADO	7-3 W	9-10-0/18	9, 9, 32, 19, 25, 20, 32	SHTALENKOV	^17,174
20	11/17	NY ISLANDERS	2-1 W (OT)	10-10-0/20	21, 16	HEBERT	^17,174
21	11/19	FLORIDA	3-4 L	10-11-0/20	20, 14, 16	HEBERT	^17,174
22	11/21	@ CALGARY	3-2 W	11-11-0/22	10, 26, 20	HEBERT	17,584
23	11/22	@ EDMONTON	0-2 L	11-12-0/22	NONE	SHTALENKOV	9,052
24	11/24	CHICAGO	4-5 L (OT)	11-13-0/22	19, 26, 20, 20	HEBERT	^17,174
25	11/29	WASHINGTON	2-2 T (OT)	11-13-1/23	8, 9*	SHTALENKOV	^17,174
26	12/1	@ DETROIT	2-5 L	11-14-1/23	15, 8	SHTALENKOV	19,881
27	12/2	@ TORONTO	4-4 T (OT)	11-14-2/24	7, 9, 8, 9	SHTALENKOV	15,746
28	12/4	@ N.Y. RANGERS	1-5 L	11-15-2/24	26	SHTALENKOV	18,200
29	12/6	@ TAMPA BAY	1-2 L	11-16-2/24	7	HEBERT	17,260
30	12/7	@ FLORIDA	3-3 T (OT)	11-16-3/25	9*, 25, 25+	HEBERT	12,142
31	12/10	EDMONTON	1-3 L	11-17-3/25	26	SHTALENKOV	^17,174
32	12/13	PITTSBURGH	6-3 W	12-17-3/27	25, 9, 12, 9, 14, 18S	SHTALENKOV	^17,174
33	12/15	OTTAWA	4-2 W	13-17-3/29	9, 10, 2, 25*	SHTALENKOV	^17,174
34	12/17	TORONTO	2-3 L (OT)	13-18-3/29	10, 32	SHTALENKOV	^17,174
35	12/19	SAN JOSE	4-7 L	13-19-3/29	21, 16, 5, 2	HEBERT/SHTALENKOV	^17,174
36	12/20	DETROIT	1-6 L	13-20-3/29	16	HEBERT	^17,174
37	12/22	VANCOUVER	2-6 L	13-21-3/29	36, 9	SHTALENKOV	^17,174
38	12/27	@ LOS ANGELES	1-7 L	13-22-3/29	3	SHTALENKOV/HEBERT	16,005
39	12/29	SAN JOSE	4-2 W	14-22-3/31	32, 19, 18, 18S	HEBERT	^17,174
40	12/31	LOS ANGELES	2-2 T (OT)	14-22-4/32	17, 14	HEBERT	^17,174
41	1/5	@ CALGARY	3-1 W	15-22-4/34	32, 24, 32	HEBERT	16,821
42	1/7	@ EDMONTON	1-3 L	15-23-4/34	25	HEBERT	9,456
43	1/9	@ PHILADELPHIA	2-2 T (OT)	15-23-5/35	24, 9	HEBERT	17,380
44	1/11	@ BOSTON	2-7 L	15-24-5/35	36, 10	HEBERT/SHTALENKOV	17,332
45	1/12	@ CHICAGO	0-3 L	15-25-5/35	NONE	HEBERT	21,555
46	1/14	@ WINNIPEG	6-4 W	16-25-5/37	12, 18, 9, 22, 14, 22S	HEBERT	10,661
47	1/17	CALGARY	1-4 L	16-26-5/37	12	HEBERT/SHTALENKOV	^17,174
48	1/24	@ VANCOUVER	2-1 W (OT)	17-26-5/39	2, 32	HEBERT	16,825
49	1/27	@ LOS ANGELES	4-5 L	17-27-5/39	11, 9, 20, 22	HEBERT	15,629
50	1/31	COLORADO	2-1 W	18-27-5/41	17*, 9	HEBERT	^17,174
51	2/2	HARTFORD	3-4 L	18-28-5/41	14, 20, 11	HEBERT	^17,174
52	2/4	CHICAGO	1-4 L	18-29-5/41	9	HEBERT	^17,174
53	2/7	TORONTO	1-2 L	18-30-5/41	9	SHTALENKOV	^17,174
54	2/10	@ N.Y. ISLANDERS	3-4 L	18-31-5/41	8, 21, 3	SHTALENKOV	14,329
55	2/11	@ NEW JERSEY	4-2 W	19-31-5/43	36, 12, 9, 8S	HEBERT	17,690
56	2/14	@ EDMONTON	2-3 L	19-32-5/43	29, 46	HEBERT	10,342
57	2/15	@ VANCOUVER	3-5 L	19-33-5/43	4, 8, 8	HEBERT/SHTALENKOV	16,367
58	2/17	@ LOS ANGELES	2-1 W (OT)	20-33-5/45	4, 9	SHTALENKOV	16,005
59	2/21	BOSTON	4-3 W (OT)	21-33-5/47	9, 9, 32, 32	SHTALENKOV	^17,174
60	2/23	@ CALGARY	2-3 L	21-34-5/47	11, 9	SHTALENKOV	17,516
61	2/25	SAN JOSE	4-3 W	22-34-5/49	8, 8, 8, 26	HEBERT	^17,174
62	2/26	@ COLORADO	2-3 L	22-35-5/49	14*, 8	SHTALENKOV	16,061
63	2/28	MONTREAL	5-2 W	23-35-5/51	20, 9, 26, 2*, 9	SHTALENKOV	^17,174
64	3/3	TAMPA BAY	2-2 T (OT)	23-35-6/52	9, 14+	SHTALENKOV	^17,174
65	3/5	DALLAS	1-3 L	23-36-6/52	8	SHTALENKOV	^17,174
66	3/8	BUFFALO	3-2 W (OT)	24-36-6/54	20, 2, 9	HEBERT	^17,174
67	3/10	LOS ANGELES	3-2 W	25-36-6/56	14*, 9, 9	HEBERT	^17,174
68	3/13	COLORADO	4-0 W	26-36-6/58	11, 11, 18, 20*	HEBERT	^17,174
69	3/17	ST. LOUIS	5-1 W	27-36-6/60	8, 8, 2, 8, 21	HEBERT	^17,174
70	3/19	@ WASHINGTON	2-1 W	28-36-6/62	11, 20	HEBERT	15,212
71	3/22	@ ST. LOUIS	6-1 W	29-36-6/64	9, 18, 18, 18, 9, 28	HEBERT	20,760
72	3/24	@ CHICAGO	2-2 T (OT)	29-36-7/65	14, 32+	HEBERT	21,633
73	3/25	@ DETROIT	1-5 L	29-37-7/65	93	HEBERT/SHTALENKOV	19,983
74	3/28	@ DALLAS	1-3 L	29-38-7/65	28	HEBERT	15,989
75	3/31	@ SAN JOSE	4-2 W	30-38-7/67	14, 8, 9, 11	HEBERT	17,190
76	4/3	EDMONTON	1-0 W	31-38-7/69	9	HEBERT	^17,174
77	4/5	DETROIT	2-2 T (OT)	31-38-8/70	28, 9	HEBERT	^17,174
78	4/7	@ SAN JOSE	5-3 W	32-38-8/72	28, 8, 9, 48, 11	HEBERT	17,190
79	4/8	VANCOUVER	2-0 W	33-38-8/74	20, 28	HEBERT	^17,174
80	4/10	@ COLORADO	3-7 L	33-39-8/74	9*, 2, 9	HEBERT	16,061
81	4/12	DALLAS	5-3 W	34-39-8/76	28, 20, 8, 14, 8	HEBERT	^17,174
82	4/14	WINNIPEG	5-2 W	35-39-8/78	28, 46, 22, 9, 9	HEBERT	^17,174

GOAL KEY: UNDERLINE = POWER PLAY GOAL, * = SHORTHANDED GOAL, BOLD = GAME-WINNING GOAL, + = GAME-TYING GOAL, \$ = EMPTY NET GOAL, ^ = SELLOUT AT THE ARROWHEAD POND. WHEN TWO GOALTENDERS PLAY IN ONE GAME, ALL CAPS RECEIVED DECISION.

1994-95 MIGHTY DUCKS OF ANAHEIM



Front Row (sitting) L-R: Mikhail Shtalenkov, Head Coach Ron Wilson, Assistant General Manager Pierre Gauthier, President Tony Tavares, Governor Michael Eisner, Vice President/General Manager Jack Ferreira, Vice President of Hockey Operations Kevin Gilmore, Captain Randy Ladouceur, Guy Hebert. **Second Row L-R:** Trainer Blynn DeNiro, Equipment Manager Mark O'Neill, Assistant Coach Al Sims, Tom Kurvers, Bobby Dollas, Alternate Captain Todd Ewen, Alternate Captain Bob Corkum, Jim Thomson, Assistant Coach Tim Army, Goaltending Coach Brian Hayward, Assistant Equipment Manager John Allaway. **Third Row L-R:** Mike Sillinger, David Karpa, Todd Krygier, Garry Valk, Robert Dirk, Steve Rucchin, Peter Douris, Shaun Van Allen, Joe Sacco, Stephan Lebeau. **Top Row L-R:** Don McSween, Milos Holan, Patrik Carnback, Steven King, Jason York, Oleg Tverdovsky, Paul Kariya, Denny Lambert, Valeri Karpov.

1994-95 SEASON:

Final Record: 16-27-5, 37 points (sixth, Pacific)...played a shortened schedule (48 games) due to NHL work stoppage...finished season strong, going 8-9-1 in last 18 games...stayed in the hunt for a playoff spot until the last week of the season, being eliminated with only two games remaining...improved play at home (11-9-4 record, which ranked fifth in the Western Conference for home record and 14th in the NHL); went 8-4-0 in last 12 home contests and 9-5-3 in their last 17 on home ice...15 players on final game lineup were not with the club on the last day of the previous season; five were acquired in trades since Feb. 2, 1995. In addition, only 10 players on the 1995 final game lineup were on the Ducks' inaugural game lineup on Oct. 8, 1993...13 players in final lineup were 25-years-old or younger; only three were 30+ years old (average age = 26.29 years)...11 rookies in the lineup, Anaheim led the NHL in rookie man-games for the season with 238. In 1995 Anaheim rookies combined to score 36-73=109

points (32.2% of 338 total points scored by the team)...Ducks had a 13-5-2 record when scoring first goal of a game, including 10-3-2 at home...club went 7-4 (.636) in one-goal games, including 5-0 at home...team had 731 penalty minutes (15.2 avg.) - the lowest in the NHL...soldout all 24 games at the Arrowhead Pond, giving the club a string of 49-straight sellouts...Anaheim was the only team in the league to have three players on its NHL roster selected in the NHL Supplemental Draft (which no longer exists) - **Todd Krygier** (HFD), **Steven King** (NYR) & **Steve Rucchin** (ANA). All three were selected by Dir. of Player Personnel **David McNab** when he was with each respective team...the Ducks' record in California was 14-10-3 with 33 points (89.2% of the team's 1995 total). Record outside the state was 2-17-0...Anaheim went 15-6-3 (.688) in games that the team scored three-or-more goals, including going 10-2-1 (.808) when scoring four-or-more. Record when scoring less-than-three goals stood at 1-21-2 (.083).

1994-95 GAME-BY-GAME

GAME	DATE	OPPONENT	RESULT	RECORD/PTS.	DUCKS GOALS (BY #)	ANA. GOALTENDER(S)	ATTENDANCE
1	1/20	@ EDMONTON	1-2 L	0-1-0/0	19	HEBERT	14,967
2	1/21	@ WINNIPEG	4-3 W	1-1-0/2	14, 21, 9, 2*	SHTALENKOV	9,725
3	1/23	EDMONTON	5-4 W (OT)	2-1-0/4	9, 24, 24, 14, 16	HEBERT	^17,174
4	1/25	DALLAS	1-4 L	2-2-0/4	16	SHTALENKOV	^17,174
5	1/27	WINNIPEG	3-2 W	3-2-0/6	11, 27, 9	HEBERT	^17,174
6	1/31	@ ST. LOUIS	2-7 L	3-3-0/6	14, 27	HEBERT/SHTALENKOV	17,281
7	2/1	@ DALLAS	2-9 L	3-4-0/6	9*, 10*	SHTALENKOV/HEBERT	16,924
8	2/3	DETROIT	2-5 L	3-5-0/6	21, 16	HEBERT	^17,174
9	2/5	@ LOS ANGELES	3-2 W	4-5-0/8	8, 20, 24	SHTALENKOV	16,005
10	2/7	CHICAGO	0-3 L	4-6-0/8	NONE	SHTALENKOV	^17,174
11	2/9	@ CALGARY	1-5 L	4-7-0/8	15	HEBERT	17,883
12	2/12	@ EDMONTON	0-2 L	4-8-0/8	NONE	HEBERT	12,487
13	2/17	VANCOUVER	2-2 T (OT)	4-8-1/9	2, 4+	HEBERT	^17,174
14	2/18	@ SAN JOSE	6-3 W	5-8-1/11	47, 19, 25, 25, 16, 16\$	SHTALENKOV/HEBERT	17,190
15	2/23	@ TORONTO	1-3 L	5-9-1/11	22	HEBERT	15,746
16	2/24	@ WINNIPEG	2-4 L	5-10-1/11	19, 47	SHTALENKOV	12,843
17	2/26	CALGARY	3-5 L	5-11-1/11	24, 22, 9	HEBERT	^17,174
18	3/1	CHICAGO	3-1 W	6-11-1/13	25, 47, 22	HEBERT	^17,174
19	3/3	@ DALLAS	0-4 L	6-12-1/13	NONE	HEBERT	16,924
20	3/5	@ CHICAGO	0-3 L	6-13-1/13	NONE	HEBERT	21,546
21	3/7	@ ST. LOUIS	3-6 L	6-14-1/13	20, 47, 10	SHTALENKOV/HEBERT	19,115
22	3/9	DETROIT	4-4 T (OT)	6-14-2/14	9, 25, 25, 9+	HEBERT	^17,174
23	3/11	@ VANCOUVER	3-5 L	6-15-2/14	18, 16, 9	HEBERT	14,414
24	3/15	@ CALGARY	5-0 W	7-15-2/16	9, 9, 20, 4, 20	HEBERT	18,321
25	3/17	TORONTO	3-3 T (OT)	7-15-3/17	47, 2, 19+	HEBERT	^17,174
26	3/19	ST. LOUIS	2-4 L	7-16-3/17	22, 2	HEBERT	^17,174
27	3/21	LOS ANGELES	3-3 T (OT)	7-16-4/18	11, 9, 22	SHTALENKOV	^17,174
28	3/23	@ SAN JOSE	6-3 W	8-16-4/20	11, 20, 47, 20, 2, 14	HEBERT	17,190
29	3/26	@ CHICAGO	2-5 L	8-17-4/20	14, 14	HEBERT/SHTALENKOV	21,351
30	3/28	@ DETROIT	4-6 L	8-18-4/20	21, 14, 9, 14	SHTALENKOV/HEBERT	19,875
31	3/30	WINNIPEG	3-1 W	9-18-4/22	20, 20, 18\$	HEBERT	^17,174
32	3/31	@ VANCOUVER	1-6 L	9-19-4/22	5	HEBERT/SHTALENKOV	13,649
33	4/2	SAN JOSE	5-4 W	10-19-4/24	18, 21, 9, 10, 16	HEBERT	^17,174
34	4/5	EDMONTON	4-3 W (OT)	11-19-4/26	42, 29, 19, 47	SHTALENKOV	^17,174
35	4/7	DALLAS	0-2 L	11-20-4/26	NONE	HEBERT	^17,174
36	4/9	LOS ANGELES	5-1 W	12-20-4/28	7, 9, 14, 25, 25	HEBERT	^17,174
37	4/11	@ VANCOUVER	0-5 L	12-21-4/28	NONE	HEBERT	13,031
38	4/13	CALGARY	4-2 W	13-21-4/30	25, 19, 16, 14\$	HEBERT	^17,174
39	4/15	VANCOUVER	1-3 L	13-22-4/30	47	HEBERT	^17,174
40	4/17	SAN JOSE	3-0 W	14-22-4/32	16, 2, 19\$	HEBERT	^17,174
41	4/19	@ TORONTO	2-3 L	14-23-4/32	26, 16	HEBERT	15,746
42	4/21	@ DETROIT	5-6 L	14-24-4/32	15, 9, 26, 2, 21	HEBERT/SHTALENKOV	19,875
43	4/23	@ LOS ANGELES	2-2 T (OT)	14-24-5/33	22*, 21	HEBERT	16,005
44	4/24	CALGARY	2-1 W	15-24-5/35	25, 22	HEBERT	^17,174
45	4/26	SAN JOSE	2-5 L	15-25-5/35	9, 19	HEBERT	^17,174
46	4/30	@ LOS ANGELES	1-2 L	15-26-5/35	25	HEBERT/SHTALENKOV	16,005
47	5/1	ST. LOUIS	3-5 L	15-27-5/35	11, 9, 25	SHTALENKOV	^17,174
48	5/3	TORONTO	6-1 W	16-27-5/37	20, 7, 29, 22, 19, 9	SHTALENKOV	^17,174

GOAL KEY: UNDERLINE = POWER PLAY GOAL, * = SHORTHANDED GOAL, BOLD = GAME-WINNING GOAL,
 + = GAME-TYING GOAL, \$ = EMPTY NET GOAL, ^ = SELLOUT AT THE ARROWHEAD POND.
 WHEN TWO GOALTENDERS PLAY IN ONE GAME, ALL CAPS RECEIVED DECISION.

NOTE - BOB CORKUM CHANGED FROM #20 TO #19, STEVE RUCCHIN CHANGED FROM #15 TO #20, AND DAVID KARPA
 WAS ASSIGNED #15 BEGINNING ON 3/9/95. BEFORE 3/9/95, #19 WAS WORN BY ANATOLI SEMENOV.

1993-94 MIGHTY DUCKS OF ANAHEIM



Front Row (sitting) L-R: Mikhail Shtalenkov, Alternate Captain Randy Ladouceur, Head Coach Ron Wilson, Assistant General Manager Pierre Gauthier, President Tony Tavares, Governor Michael Eisner, Vice President/General Manager Jack Ferreira, Director of Hockey Operations Kevin Gilmore, Captain Troy Loney, Guy Hebert. **Second Row L-R:** Trainer Blynn DeNiro, Equipment Manager Mark O'Neill, Assistant Coach Al Sims, Terry Yake, Bobby Dollas, Alternate Captain Stu Grimson, Alternate Captain Todd Ewen, Stephan Lebeau, Assistant Coach Tim Army, Goaltending Coach Brian Hayward, Assistant Equipment Manager John Allaway. **Third Row L-R:** Bob Corkum, Peter Douris, Joe Sacco, David Williams, Bill Houlder, Anatoli Semenov, Jim Thomson, Shaun Van Allen, Tim Sweeney, Don McSweeney. **Top Row L-R:** Scott McKay, Sean Hill, Scott Chartier, Maxim Bets, Steven King, Garry Valk, Mark Ferner, Patrik Carnback, John Lilley.

1993-94: THE INAUGURAL SEASON

Final Record: 33-46-5, 71 points (fourth, Pacific) ...set an NHL first-year team record with 33 wins, tying Florida for most wins in a season...had 19 road wins - the most-ever by a first-year club in the NHL...had three separate road winning streaks of three games or more, including a four-game sweep of a Western Canada swing in late November...71 points were the fourth-highest point total ever for a first-year NHL club...home attendance averaged 16,989 (98.9% of capacity) with 27 sellouts, including the last 25 games of the year...won seven season-series, including four sweeps (Hartford 2-0, Philadelphia 2-0, N.Y. Rangers 2-0, Winnipeg 4-0)...team was 10-4-1 in Canada, including an eight game unbeaten streak (8-0-1)...15 players set new individual career-highs for points in an NHL season and 20 set

new career-highs in games played... Anaheim's team 2.97 GAA and .907 save percentage made the Mighty Ducks one of only eight teams in the league to have a GAA under 3.00 and a save percentage over .900...21 of 46 losses were decided by one goal (45.7%)...43-of-71 points were earned away from the Arrowhead Pond (60.6%)...team's record was 19-15-3 outside of the state of California...team had a 5-5-1 record when scoring two-or-more power play goals in a game, including a 2-0-0 record when scoring three...penalty killing ranked sixth overall in the league at 82.7%...Anaheim had a 6-2-1 record in games that they scored a shorthanded goal...the Mighty Ducks were one of three teams not to be called for an instigation penalty (Florida & Quebec being the others)...Anaheim held a 19-3-1 record (.848) when scoring four-or-more goals in a game.

1993-94 GAME-BY-GAME

GAME	DATE	OPPONENT	RESULT	RECORD/PTS.	DUCKS GOALS (BY #)	ANA. GOALTENDER(S)	ATTENDANCE
1	10/8	DETROIT	2-7 L	0-1-0/0	6, 24	HEBERT	^17,320
2	10/10	NY ISLANDERS	3-4 L (OT)	0-2-0/0	19, 25, 20	TUGNUTT	15,386
3	10/13	EDMONTON	4-3 W	1-2-0/2	24, 17, 14, 23	TUGNUTT	15,570
4	10/15	BOSTON	1-1 T (OT)	1-2-1/3	14	TUGNUTT	16,850
5	10/17	CALGARY	2-2 T (OT)	1-2-2/4	36, 21	HEBERT	16,527
6	10/19	@ NY RANGERS	4-2 W	2-2-2/6	24, 25, 25, 25	HEBERT	17,643
7	10/20	@ NEW JERSEY	0-4 L	2-3-2/6	NONE	TUGNUTT	14,009
8	10/23	@ MONTREAL	1-4 L	2-4-2/6	18	HEBERT	16,861
9	10/25	@ OTTAWA	1-4 L	2-5-2/6	20	TUGNUTT	10,206
10	10/28	@ SAN JOSE	3-4 L	2-6-2/6	2, 8, 20	HEBERT	16,183
11	10/29	WASHINGTON	2-5 L	2-7-2/6	20, 2	TUGNUTT	16,436
12	10/31	SAN JOSE	1-2 L (OT)	2-8-2/6	18	HEBERT	16,014
13	11/3	DALLAS	5-4 W	3-8-2/8	19, 23, 3, 18, 19	TUGNUTT	16,186
14	11/5	NEW JERSEY	3-6 L	3-9-2/8	8, 19, 20	TUGNUTT/HEBERT	16,666
15	11/7	PITTSBURGH	4-5 L	3-10-2/8	6, 25, 19, 21	HEBERT	17,083
16	11/9	DALLAS (AT PHX)	4-2 W	4-10-2/10	36, 18, 24, 20S	HEBERT	8,143
17	11/11	@ CALGARY	4-5 L	4-11-2/10	16, 20, 16, 7	HEBERT	19,811
18	11/14	@ VANCOUVER	2-3 L	4-12-2/10	23, 25	SHTALENKOV	13,710
19	11/17	TORONTO	3-4 L	4-13-2/10	8, 19, 25	SHTALENKOV/HEBERT	17,083
20	11/19	@ VANCOUVER	6-3 W	5-13-2/12	36,19,29,16, 18, 14	TUGNUTT	15,550
21	11/21	@ EDMONTON	4-2 W	6-13-2/14	36, 22, 6, 2	TUGNUTT	12,348
22	11/22	@ CALGARY	2-1 W	7-13-2/16	19, 7	HEBERT	18,222
23	11/24	@ WINNIPEG	2-1 W	8-13-2/18	23, 23	TUGNUTT	12,147
24	11/26	SAN JOSE	3-4 L	8-14-2/18	17, 21, 21	TUGNUTT	^17,199
25	11/27	@ SAN JOSE	0-1 L	8-15-2/18	NONE	HEBERT	17,190
26	12/1	WINNIPEG	5-2 W	9-15-2/20	14, 36, 19, 17, 25	TUGNUTT	17,003
27	12/2	@ LOS ANGELES	2-3 L	9-16-2/20	16, 22	HEBERT	16,005
28	12/5	TAMPA BAY	2-4 L	9-17-2/20	36, 17	TUGNUTT	16,480
29	12/7	FLORIDA	2-3 L	9-18-2/20	8, 17	HEBERT	16,474
30	12/12	ST. LOUIS	2-1 W (OT)	10-18-2/22	7, 10	HEBERT	17,017
31	12/14	@ DETROIT	2-5 L	10-19-2/22	25, 25	TUGNUTT	19,687
32	12/15	@ TORONTO	1-0 W	11-19-2/24	8*	HEBERT	15,728
33	12/17	@ DALLAS	3-2 W	12-19-2/26	10, 10, 17	HEBERT	16,801
34	12/19	@ CHICAGO	0-2 L	12-20-2/26	NONE	TUGNUTT	18,472
35	12/20	@ WINNIPEG	7-5 W	13-20-2/28	25,17,23,20,36,25,16	HEBERT	14,033
36	12/22	DALLAS	2-3 L (OT)	13-21-2/28	10, 3	TUGNUTT	^17,232
37	12/26	LOS ANGELES	2-3 L	13-22-2/28	25, 20	HEBERT	^17,296
38	12/28	@ NY ISLANDERS	3-0 W	14-22-2/30	10, 6, 2	TUGNUTT	16,297
39	12/30	@ WASHINGTON	0-3 L	14-23-2/30	NONE	TUGNUTT	17,616
40	1/1	@ FLORIDA	2-4 L	14-24-2/30	25, 20	HEBERT	14,669
41	1/2	@ T. BAY (ORL.)	4-1 W	15-24-2/32	4, 18*, 25, 16S	TUGNUTT	10,871
42	1/6	@ CHICAGO	6-2 W	16-24-2/34	20, 8, 18, 20*, 23, 6	TUGNUTT	17,460
43	1/8	@ ST. LOUIS	5-3 W	17-24-2/36	24, 16, 23, 23, 16	HEBERT	18,143
44	1/10	DETROIT	4-6 L	17-25-2/36	21, 23, 2, 4	TUGNUTT	^17,196
45	1/12	SAN JOSE	2-5 L	17-26-2/36	23, 16	HEBERT/TUGNUTT	^17,176
46	1/14	HARTFORD	6-3 W	18-26-2/38	21, 20*, 8, 21, 8, 18S	HEBERT	^17,204
47	1/16	VANCOUVER	3-4 L	18-27-2/38	20, 24, 14	TUGNUTT/HEBERT	^17,203
48	1/18	@ TORONTO	3-3 T (OT)	18-27-3/39	18, 24, 24	HEBERT	15,728
49	1/19	@ DETROIT	4-4 T (OT)	18-27-4/40	18, 36, 17, 20+	HEBERT	19,875
50	1/24	ST. LOUIS	2-3 L (OT)	18-28-4/40	24, 8	HEBERT	^17,178
51	1/26	WINNIPEG	3-1 W	19-28-4/42	19, 39, 22	HEBERT	^17,190
52	1/28	N.Y. RANGERS	3-2 W	20-28-4/44	20, 8, 2	HEBERT	^17,250
53	1/29	@ LOS ANGELES	1-5 L	20-29-4/44	21	HEBERT/TUGNUTT	16,005
54	2/2	CALGARY	2-4 L	20-30-4/44	14, 25	TUGNUTT	^17,214
55	2/4	VANCOUVER	3-0 W	21-30-4/46	22*, 19, 20	HEBERT	^17,229
56	2/6	CHICAGO	2-3 L	21-31-4/46	14, 24	HEBERT	^17,265
57	2/11	LOS ANGELES	3-5 L	21-32-4/46	22, 20, 2	HEBERT	^17,345
58	2/13	@ EDMONTON	6-3 W	22-32-4/48	24, 14, 25, 14, 25, 18	TUGNUTT	13,453
59	2/16	PHILADELPHIA	6-3 W	23-32-4/50	22, 20, 7, 14, 14, 24	HEBERT	^17,268
60	2/18	QUEBEC	0-1 L	23-33-4/50	NONE	TUGNUTT	^17,263
61	2/20	@ ST. LOUIS	1-4 L	23-34-4/50	25	HEBERT	18,150
62	2/23	@ BUFFALO	2-4 L	23-35-4/50	25, 39	HEBERT	15,651
63	2/24	@ PITTSBURGH	2-2 T (OT)	23-35-5/51	8, 14+*	SHTALENKOV	17,168
64	2/26	@ QUEBEC	6-3 W	24-35-5/53	2, 47, 3, 18, 23, 14	HEBERT	15,032
65	3/2	MONTREAL	2-5 L	24-36-5/53	16, 21	HEBERT	^17,248
66	3/4	EDMONTON	4-1 W	25-36-5/55	2, 8, 4, 14	HEBERT	^17,278
67	3/6	@ SAN JOSE	0-6 L	25-37-5/55	NONE	HEBERT/SHTALENKOV	17,190
68	3/8	@ CHICAGO (@ PHX)	0-3 L	25-38-5/55	NONE	SHTALENKOV	13,847
69	3/9	BUFFALO	0-3 L	25-39-5/55	NONE	HEBERT	^17,256
70	3/11	CHICAGO	2-3 L	25-40-5/55	20*, 20	HEBERT	^17,265
71	3/13	OTTAWA	5-1 W	26-40-5/57	24, 36, 6, 18, 20	SHTALENKOV	^17,225
72	3/16	LOS ANGELES	5-2 W	27-40-5/59	14, 4, 47, 8, 8	SHTALENKOV	^17,325
73	3/22	@ DALLAS	3-4 L	27-41-5/59	23, 32, 21	SHTALENKOV	16,914
74	3/24	@ BOSTON	3-5 L	27-42-5/59	47, 25, 6*	HEBERT	14,448
75	3/26	@ HARTFORD	3-2 W	28-42-5/61	22*, 22, 36	HEBERT	15,635
76	3/27	@ PHILADELPHIA	3-2 W (OT)	29-42-5/63	16, 18, 18	HEBERT	17,380
77	3/30	@ LOS ANGELES	5-2 W	30-42-5/65	23, 47, 39, 16, 14S	HEBERT	16,005
78	3/31	EDMONTON	2-3 L (OT)	30-43-5/65	47, 14	HEBERT	^17,293
79	4/2	TORONTO	3-1 W	31-43-5/67	14, 48, 47	HEBERT	^17,281
80	4/6	@ CALGARY	2-4 L	31-44-5/67	18, 18	HEBERT	20,230
81	4/8	@ EDMONTON	3-1 W	32-44-5/69	21, 18, 8	HEBERT	15,701
82	4/9	@ VANCOUVER	3-1 W	33-44-5/71	8, 21, 14S	SHTALENKOV	16,150
83	4/11	CALGARY	0-3 L	33-45-5/71	NONE	SHTALENKOV	^17,291
84	4/13	VANCOUVER	1-2 L	33-46-5/71	4	HEBERT	^17,295

GOAL KEY: UNDERLINE = POWER PLAY GOAL; * = SHORTHANDED GOAL; BOLD = GAME-WINNING GOAL; + = GAME-TYING GOAL; \$ = EMPTY NET GOAL. WHEN TWO GOALTENDERS PLAY IN ONE GAME, ALL CAPS RECEIVED DECISION. ^ = SELLOUT AT THE ARROWHEAD POND.

YEAR-BY-YEAR FINAL STATISTICS

2023-24 FINAL STATISTICS

POS	NO.	PLAYER	GP	TOI	G	A	P	+/-	PIM	PP	SH	GW	S	S%
R	77	FRANK VATRANO	82	18:21	37	23	60	-20	85	13	3	7	272	13.6
R	19	TROY TERRY	76	18:17	20	34	54	-10	24	4	0	5	172	11.6
C	14	ADAM HENRIQUE	60	17:35	18	24	42	3	33	5	2	3	111	16.2
C	23	MASON MCTAVISH	64	16:17	19	23	42	-23	86	4	1	3	130	14.6
R	16	RYAN STROME	79	15:48	11	30	41	-20	86	2	0	0	131	8.4
D	4	CAM FOWLER	81	24:25	5	34	39	-36	24	2	0	0	109	4.6
L	17	ALEX KILLORN	63	18:44	18	18	36	-15	54	5	0	5	145	12.4
C	91	*LEO CARLSSON	55	18:07	12	17	29	-11	16	4	0	0	109	11
D	34	*PAVEL MINTYUKOV	63	18:51	4	24	28	-20	24	0	0	0	88	4.6
R	20	BRETT LEASON	68	13:01	11	11	22	-7	14	0	2	0	91	12.1
R	33	JAKOB SILFVERBERG	81	13:03	7	12	19	4	24	1	1	1	102	6.9
D	7	RADKO GUDAS	66	19:30	6	12	18	14	128	0	0	0	88	6.8
D	60	*JACKSON LACOMBE	71	19:23	2	15	17	-24	24	0	0	1	55	3.6
L	49	MAX JONES	52	12:03	5	10	15	-6	33	0	0	0	76	6.6
C	11	TREVOR ZEGRAS	31	17:05	6	9	15	-1	30	1	0	1	73	8.2
D	5	URHO VAAKANAINEN	68	17:29	1	13	14	0	26	0	0	0	67	1.5
C	39	SAM CARRICK	61	12:38	8	3	11	-11	90	1	2	0	77	10.4
C	21	ISAC LUNDESTROM	46	14:20	5	6	11	-1	2	0	1	0	38	13.2
D	51	*OLEN ZELLWEGER	26	19:17	2	7	9	-6	4	0	0	0	34	5.9
D	28	*GUSTAV LINDSTROM	32	15:27	0	6	6	12	18	0	0	0	14	0
D	6	JAMIE DRYSDALE	10	21:35	1	4	5	-2	4	0	0	0	21	4.8
L	44	ROSS JOHNSTON	68	8:12	1	3	4	-12	117	0	0	0	44	2.3
D	46	ILYA LYUBUSHKIN	55	17:09	0	4	4	-13	51	0	0	0	38	0
L	26	BROCK MCGINN	24	11:05	1	2	3	-5	4	0	0	0	24	4.2
D	67	*TRISTAN LUNEAU	7	17:52	1	2	3	1	4	0	0	0	11	9.1
C	24	BO GROULX	45	12:11	0	2	2	-9	22	0	0	0	32	0
C	39	^BEN MEYERS	14	10:28	0	2	2	-2	6	0	0	0	5	0
C	62	*NIKITA NESTERENKO	3	11:31	1	0	1	0	0	0	0	0	7	14.3
R	64	*SAM COLANGELO	3	12:33	1	0	1	0	2	0	0	0	7	14.3
L	61	*CUTTER GAUTHIER	1	15:24	0	1	1	1	0	0	0	0	3	0
D	18	ROBERT HAGG	5	12:47	0	0	0	-4	4	0	0	0	6	0
D	37	^WILLIAM LAGESSON	10	15:39	0	0	0	-2	13	0	0	0	7	0
C	42	GLENN GAWDIN	1	7:35	0	0	0	-1	2	0	0	0	0	--
L	40	*PAVOL REGENDA	5	11:34	0	0	0	-1	2	0	0	0	7	0
NO.	PLAYER	GP	MIN	GAA	W	L	OT	SO	GA	SA	SV%	G	A	PIM
1	*LUKAS DOSTAL	44	2322	3.33	14	23	3	1	129	1310	.902	0	0	8
36	JOHN GIBSON	46	2561	3.54	13	27	2	0	151	1343	.888	0	0	12
ANA GOALTENDING TOTALS		4883	3.57	27	50	5	1	280	2653	.894	0	0	20	

* Rookie ^ Acquired Midseason

POS	NO.	PLAYER	TEAM	GP	TOI	G	A	P	+/-	PIM	PP	SH	GW	S	S%
D	28	GUSTAV LINDSTROM	MTL	14	15:16	3	1	4	0	6	0	0	0	15	20.0
			ANA	32	15:27	0	6	6	+12	18	0	0	0	14	0.0
			TOTAL	46	15:24	3	7	10	+12	24	0	0	0	29	10.3
C	39	BEN MEYERS	COL	9	9:33	1	0	1	-2	0	0	0	0	7	14.3
			ANA	14	10:27	0	2	2	-2	6	0	0	0	5	0.0
			TOTAL	23	10:07	1	2	3	-4	6	0	0	0	12	8.3
D	37	WILLIAM LAGESSON	TOR	30	14:30	0	4	4	+5	19	0	0	0	12	0.0
			ANA	10	15:38	0	0	0	-2	13	0	0	0	7	0.0
			TOTAL	40	14:48	0	4	4	+3	32	0	0	0	19	0.0

2022-23 FINAL STATISTICS

POS	NO.	PLAYER	GP	TOI	G	A	P	+/-	PIM	PP	SH	GW	S	S%
C	11	TREVOR ZEGRAS	81	18:50	23	42	65	-24	88	4	0	3	184	12.5
R	19	TROY TERRY	70	19:22	23	38	61	-8	22	5	0	3	188	12.2
D	4	CAM FOWLER	82	24:10	10	38	48	-23	14	4	0	1	130	7.7
C	37	*MASON MCTAVISH	80	15:22	17	26	43	-19	44	7	0	1	167	10.6
R	77	FRANK VATRANO	81	16:41	22	19	41	-29	66	5	0	1	231	9.5
C	16	RYAN STROME	82	17:02	15	26	41	-30	79	1	0	2	130	11.5
C	14	ADAM HENRIQUE	62	18:11	22	16	38	-8	22	4	0	1	132	16.7
D	22	KEVIN SHATTENKIRK	75	19:18	4	23	27	-20	56	1	0	0	145	2.8
R	33	JAKOB SILFVERBERG	81	15:11	10	16	26	-20	32	4	0	2	141	7.1
D	3	JOHN KLINGBERG	50	20:52	8	16	24	-28	30	1	0	3	78	10.3
L	44	MAX COMTOIS	64	13:49	9	10	19	-20	76	0	0	0	89	10.1
L	49	MAX JONES	69	12:43	9	10	19	-21	77	0	0	2	107	8.4
C	38	DEREK GRANT	46	14:51	5	13	18	-4	26	0	0	0	72	6.9
D	29	DMITRY KULIKOV	61	20:13	3	12	15	-11	30	0	0	0	80	3.8
C	21	ISAC LUNDESTROM	61	14:20	4	10	14	-13	2	0	1	0	60	6.7
D	13	SIMON BENOIT	78	19:21	3	7	10	-29	60	0	0	0	82	3.7
R	20	BRETT LEASON	54	10:54	6	3	9	-21	14	0	0	1	51	11.8

YEAR-BY-YEAR FINAL STATISTICS

C	7	^JAYSON MEGNA	41	10:56	2	6	8	-19	4	0	0	0	32	6.3
C	39	SAM CARRICK	52	10:34	3	4	7	-17	86	0	0	0	50	6
D	45	COLTON WHITE	46	14:32	0	6	6	-17	8	0	0	0	30	0
D	17	^SCOTT HARRINGTON	17	18:20	3	1	4	+1	2	0	0	0	11	27.3
D	28	NATHAN BEAULIEU	52	15:14	0	4	4	-23	39	0	0	0	33	0
L	26	^BROCK MCGINN	15	12:25	2	1	3	-6	0	0	0	0	14	14.3
L	40	*PAVOL REGENDA	14	10:33	1	2	3	-3	4	0	0	0	17	5.9
D	5	URHO VAAKANAINEN	23	16:27	0	2	2	-16	0	0	0	0	27	0
C	62	*NIKITA NESTERENKO	9	13:17	1	0	1	-3	0	0	0	0	23	4.4
D	43	*DREW HELLESSEN	2	13:39	1	0	1	0	2	0	0	0	4	25.0
D	6	JAMIE DRYSDALE	8	17:37	0	0	0	-3	2	0	0	0	8	0
D	60	*JACKSON LACOMBE	2	18:29	0	0	0	-1	0	0	0	0	1	0
C	50	*BENOIT-OLIVIER GROULX	2	16:21	0	0	0	0	0	0	0	0	2	0
D	48	AUSTIN STRAND	5	12:24	0	0	0	-2	2	0	0	0	5	0
C	42	GLENN GAWDIN	3	9:36	0	0	0	-1	0	0	0	0	3	0
L	54	JUSTIN KIRKLAND	7	7:13	0	0	0	-3	0	0	0	0	5	0

NO.	PLAYER	GP	MIN	GAA	W	L	OT	SO	GA	SA	SV%	G	A	PIM
36	JOHN GIBSON	53	3005	3.99	14	31	8	1	200	1983	.899	0	2	12
41	ANTHONY STOLARZ	19	820	3.73	5	6	0	0	51	494	.899	0	0	0
1	*LUKAS DOSTAL	19	1063	3.78	4	10	3	0	67	612	.901	0	0	0
31	*OLLE ERIKSSON EK	1	64	4.69	0	0	1	0	5	39	.872	0	0	0
ANA GOALTENDING TOTALS			4952	3.91	23	47	12	1	323	3195	.899	0	2	12

* Rookie ^ Acquired Midseason

POS	NO.	PLAYER	TEAM	GP	TOI	G	A	P	+/-	PIM	PP	SH	GW	S	S%
C	7	JAYSON MEGNA	COL	14	7:18	0	0	0	-2	2	0	0	0	4	0
			ANA	41	10:56	2	6	8	-19	4	0	0	0	32	6.3
			TOTAL	55	10:00	2	6	8	-21	6	0	0	0	36	5.6
L	26	BROCK MCGINN	PIT	60	13:11	10	6	16	0	21	0	2	3	77	13.0
			ANA	15	12:25	2	1	3	-6	0	0	0	0	14	14.3
			TOTAL	75	13:02	12	7	19	-6	21	0	2	3	91	13.2
D	17	SCOTT HARRINGTON	SJS	28	15:18	1	6	7	-7	8	0	0	1	22	4.6
			ANA	17	18:20	3	1	4	+1	2	0	0	0	11	27.3
			TOTAL	45	16:26	4	7	11	-6	10	0	0	1	33	12.1

2021-22 FINAL STATISTICS

POS	NO.	PLAYER	GP	TOI	G	A	P	+/-	PIM	PP	SH	GW	S	S%
R	19	TROY TERRY	75	18:14	37	30	67	-11	26	8	0	7	192	19.3
C	46	*TREVOR ZEGRAS	75	17:54	23	38	61	-21	50	9	0	5	181	12.7
C	14	ADAM HENRIQUE	58	17:25	19	23	42	-2	14	6	0	0	141	13.5
D	4	CAM FOWLER	76	24:25	9	33	42	-9	14	6	0	1	124	7.3
C	15	RYAN GETZLAF	56	18:57	3	34	37	-14	29	2	0	1	104	2.9
D	22	KEVIN SHATTENKIRK	82	21:25	8	27	35	-9	36	1	0	1	163	4.9
L	12	SONNY MILANO	66	15:17	14	20	34	-9	10	5	0	3	94	14.9
D	34	*JAMIE DRYSDALE	81	19:53	4	28	32	-26	16	0	0	1	137	2.9
C	21	ISAC LUNDESTROM	80	15:29	16	13	29	-3	8	0	4	3	83	19.3
C	38	DEREK GRANT	71	14:19	15	14	29	-16	27	2	1	1	117	12.8
R	67	RICKARD RAKELL	51	18:21	16	12	28	-7	8	5	0	1	136	11.8
D	47	HAMPUS LINDBOLM	61	22:33	5	17	22	0	42	1	0	1	119	4.2
R	33	JAKOB SILFVERBERG	53	17:02	5	16	21	-3	30	1	0	0	120	4.2
C	23	SAM STEEL	68	12:19	6	14	20	-17	16	0	0	1	66	9.1
C	39	SAM CARRICK	64	11:28	11	8	19	-12	85	0	0	0	80	13.8
L	44	MAX COMTOIS	52	14:08	6	10	16	-17	46	0	0	0	72	8.3
L	20	NICOLAS DESLAURIERS	61	11:38	5	5	10	-9	90	0	1	0	72	6.9
C	28	VINNI LETTIERI	31	12:31	5	5	10	-8	6	2	0	0	50	10
D	42	JOSH MANSON	45	19:45	4	5	9	0	53	0	0	0	61	6.6
D	76	JOSH MAHURA	38	14:04	3	4	7	-14	12	0	0	0	36	8.3
C	26	^GERRY MAYHEW	15	14:52	5	1	6	-1	8	0	0	0	22	22.7
R	53	BUDDY ROBINSON	32	9:15	1	5	6	2	19	0	0	0	38	2.6
D	86	SIMON BENOIT	53	14:06	1	4	5	-5	22	0	0	0	45	2.2
D	92	^ANDREJ SUSTR	23	17:27	0	5	5	-3	10	0	0	0	18	0
C	16	^ZACH ASTON-REESE	17	13:25	3	1	4	1	6	0	0	0	26	11.5
C	51	^DOMINIK SIMON	17	12:22	0	4	4	0	6	0	0	0	21	0
C	37	*MASON MCTAVISH	9	13:05	2	1	3	3	2	0	0	1	12	16.7
C	50	*BENOIT-OLIVIER GROULX	18	11:00	1	2	3	0	2	0	0	0	17	5.9
D	29	GREG PATERYN	10	14:07	1	1	2	0	10	0	0	0	16	6.3
D	5	^URHO VAAKANAINEN	14	19:21	0	2	2	-5	6	0	0	0	12	0
C	55	DANNY O'REGAN	5	10:03	0	1	1	-1	0	0	0	0	2	0
D	32	*JACOB LARSSON	6	15:16	0	1	1	-3	2	0	0	0	5	0
D	12	BRENDAN GUHLE	6	14:40	0	0	0	0	0	0	0	0	6	0
L	49	MAX JONES	2	9:54	0	0	0	-1	15	0	0	0	2	0
D	72	*HUNTER DREW	2	9:52	0	0	0	0	5	0	0	0	0	--

YEAR-BY-YEAR FINAL STATISTICS

R	56	*BRAYDEN TRACEY	1	9:21	0	0	0	-1	0	0	0	0	1	0
R	57	*BRYCE KINDOPP	1	6:06	0	0	0	0	0	0	0	0	2	0
R	64	*JACOB PERREAULT	1	11:05	0	0	0	-1	0	0	0	0	0	--
NO.	PLAYER	GP	MIN	GAA	W	L	OT	SO	GA	SA	SV%	G	A	PIM
36	JOHN GIBSON	56	3236	3.19	18	26	11	1	172	1789	.904	0	1	12
41	ANTHONY STOLARZ	28	1506	2.67	12	8	3	3	67	809	.917	0	1	2
1	*LUKAS DOSTAL	4	201	2.98	1	2	0	0	10	108	.907	0	0	0
68	*THOMAS HODGES	1	19	3.11	0	1	0	0	1	3	.667	0	0	0
ANA GOALTENDING TOTALS			5002	3.19	31	37	14	4	266	2725	.902	0	2	14

* Rookie ^ Acquired Midseason

POS	NO.	PLAYER	TEAM	GP	TOI	G	A	P	+/-	PIM	PP	SH	GW	S	S%
C	51	DOMINIK SIMON	PIT	55	9:39	3	6	9	0	28	0	0	1	67	4.5
			ANA	17	12:22	0	4	4	0	6	0	0	0	21	0
			TOTAL	72	10:17	3	10	13	0	34	0	0	1	88	3.4
C	16	ZACH ASTON-REESE	PIT	52	12:55	2	9	11	8	22	0	0	0	52	3.9
			ANA	17	13:25	3	1	4	1	6	0	0	0	26	11.5
			TOTAL	69	13:02	5	10	15	9	28	0	0	0	78	6.4
C	26	GERRY MAYHEW	PHI	25	12:09	6	0	6	-5	10	1	0	0	31	19.4
			ANA	15	14:52	5	1	6	-1	8	0	0	0	22	22.7
			TOTAL	40	13:11	11	1	12	-6	18	1	0	0	53	20.8
D	92	ANDREJ SUSTR	TBL	15	10:33	1	0	0	-1	6	0	0	0	10	10.0
			ANA	23	17:27	0	5	5	-3	10	0	0	0	18	0.0
			TOTAL	38	14:43	1	5	6	-4	16	0	0	0	28	3.6
D	5	URHO VAAKANAINEN	BOS	15	19:17	0	4	4	0	4	0	0	0	15	0
			ANA	14	19:21	0	2	2	-5	6	0	0	0	12	0
			TOTAL	29	19:19	0	6	6	-5	10	0	0	0	27	0

2020-21 FINAL STATISTICS

POS	NO.	PLAYER	GP	TOI	G	A	P	+/-	PIM	PP	SH	GW	S	S%
L	53	MAX COMTOIS	55	15:28	16	17	33	3	40	1	0	3	94	17
L	67	RICKARD RAKELL	52	17:50	9	19	28	-14	12	0	0	1	144	6.3
D	4	CAM FOWLER	56	21:46	5	18	23	-4	18	0	0	1	75	6.7
C	14	ADAM HENRIQUE	45	16:02	12	9	21	-8	11	1	0	2	77	15.6
R	61	TROY TERRY	48	14:42	7	13	20	-1	18	0	0	0	69	10.1
C	15	RYAN GETZLAF	48	16:35	5	12	17	-14	43	3	0	1	70	7.1
R	33	JAKOB SILFVERBERG	47	16:57	8	8	16	-17	18	2	1	0	91	8.8
C	38	DEREK GRANT	46	14:34	6	9	15	-4	25	0	1	1	66	9.1
D	22	KEVIN SHATTENKIRK	55	21:12	2	13	15	-8	28	1	0	0	93	2.2
L	43	DANTON HEINEN	43	14:46	7	7	14	-9	0	1	0	1	76	9.2
C	46	*TREVOR ZEGRAS	24	15:24	3	10	13	6	12	0	0	0	53	5.7
C	23	SAM STEEL	42	14:32	6	6	12	-7	8	0	0	0	42	14.3
L	49	MAX JONES	46	14:10	7	4	11	-9	36	2	0	1	77	9.1
L	20	NICOLAS DESLAURIERS	49	11:19	5	5	10	-7	53	0	0	2	65	7.7
C	48	ISAC LUNDESTROM	41	15:15	6	3	9	-9	14	0	0	0	52	11.5
R	92	^ALEXANDER VOLKOV	18	13:53	4	4	8	-1	2	0	0	0	17	23.5
D	34	*JAMIE DRYSDALE	24	19:35	3	5	8	-12	6	0	0	0	28	10.7
D	32	JACOB LARSSON	46	17:23	1	6	7	-9	14	0	0	0	42	2.4
D	42	JOSH MANSON	23	17:59	1	6	7	-3	30	0	0	1	19	5.3
C	39	SAM CARRICK	13	12:55	2	4	6	4	28	0	0	0	23	8.7
D	47	HAMPUS LINDHOLM	18	22:02	2	4	6	-1	16	0	0	0	29	6.9
C	24	CARTER ROWNEY	19	14:17	0	6	6	-2	2	0	0	0	10	0
D	7	BEN HUTTON	34	18:31	1	4	5	-13	11	0	0	0	51	2
R	21	DAVID BACKES	15	12:44	3	1	4	-4	4	0	0	1	30	10
D	76	JOSH MAHURA	13	15:54	1	3	4	0	4	0	0	0	14	7.1
D	51	^HAYDN FLEURY	12	20:39	2	1	3	-6	2	0	0	0	14	14.3
D	28	JANI HAKANPAA	42	18:37	0	1	1	0	31	0	0	0	41	0
L	26	ANDREW AGOZZINO	3	12:11	0	1	1	0	0	0	0	0	3	0
D	45	ANDY WELINSKI	13	15:02	0	0	0	4	0	0	0	0	16	0
C	40	VINNI LETTIERI	5	12:43	0	0	0	-3	0	0	0	0	7	0
L	12	SONNY MILANO	6	14:44	0	0	0	0	0	0	0	0	8	0
D	86	*SIMON BENOIT	6	17:12	0	0	0	-3	2	0	0	0	3	0
C	58	CHASE DE LEO	1	13:26	0	0	0	-2	0	0	0	0	1	0

NO.	PLAYER	GP	MIN	GAA	W	L	OT	SO	GA	SA	SV%	G	A	PIM
36	JOHN GIBSON	35	2031	2.98	9	19	7	3	101	1042	.903	0	0	2
30	RYAN MILLER	16	871	3.51	4	8	2	0	51	432	.882	0	0	0
31	ANTONY STOLARZ	8	464	2.20	4	3	0	1	17	230	.926	0	1	0
ANA GOALTENDING TOTALS			3366	3.16	17	30	9	4	169	1704	.901	0	1	2

* Rookie ^ Acquired Midseason

YEAR-BY-YEAR FINAL STATISTICS

POS	NO.	PLAYER	TEAM	GP	TOI	G	A	P	+/-	PIM	PP	SH	GW	S	S%
D	51	HAYDN FLEURY	CAR	35	13:36	1	0	1	-6	6	0	0	0	48	2.1
			ANA	12	20:39	2	1	3	-6	2	0	0	0	14	14.3
			TOTAL	47	15:24	3	1	4	-12	8	0	0	0	62	4.8
R	92	ALEXANDER VOLKOV	TBL	19	9:32	3	2	5	+2	4	0	0	0	18	16.7
			ANA	18	13:53	4	4	8	-1	2	0	0	0	17	23.5
			TOTAL	37	11:39	7	6	13	+1	6	0	0	0	35	20.0

2019-20 FINAL STATISTICS

POS	NO.	PLAYER	GP	TOI	G	A	P	+/-	PIM	PP	SH	GW	S	S%
C	14	ADAM HENRIQUE	71	16:52	26	17	43	-2	22	5	0	1	169	15.4
L	67	RICKARD RAKELL	65	18:09	15	27	42	-5	12	3	0	2	186	8.1
C	15	RYAN GETZLAF	69	18:43	13	29	42	-16	58	3	0	5	143	9.1
R	33	JAKOB SILFVERBERG	66	17:41	21	18	39	0	14	4	2	1	155	13.5
D	4	CAM FOWLER	59	21:59	9	20	29	0	20	2	0	2	117	7.7
R	25	ONDREJ KASE	49	16:47	7	16	23	-7	10	0	1	0	135	5.2
D	47	HAMPUS LINDHOLM	55	20:04	2	21	23	-10	34	1	0	1	109	1.8
C	34	*SAM STEEL	65	15:32	6	16	22	-13	20	1	0	1	85	7.1
C	38	DEREK GRANT	49	13:52	14	6	20	-1	28	2	3	4	81	17.3
C	24	CARTER ROWNEY	71	12:49	8	11	19	+5	14	0	2	1	63	12.7
L	37	NICK RITCHIE	41	14:23	8	11	19	+3	78	2	0	2	70	11.4
R	61	TROY TERRY	47	14:31	4	11	15	-5	6	0	0	0	73	5.5
D	44	MICHAEL DEL ZOTTO	49	18:42	2	13	15	+5	14	0	0	0	57	3.5
L	20	NICOLAS DESLAURIERS	59	9:46	7	6	13	-1	92	0	0	1	64	10.9
L	49	MAX JONES	59	14:16	8	4	12	-6	36	0	1	0	102	7.8
D	32	JACOB LARSSON	60	16:08	2	9	11	-9	12	0	0	0	58	3.4
L	53	*MAX COMTOIS	29	13:58	5	6	11	-4	24	2	0	0	32	15.6
C	29	DEVIN SHORE	39	11:59	4	6	10	-8	8	0	0	1	47	8.5
D	6	^ERIK GUDBRANSON	44	20:02	4	5	9	0	91	0	0	0	76	5.3
D	42	JOSH MANSON	50	20:37	1	8	9	-10	37	0	0	0	64	1.6
D	2	BRENDAN GUHLE	30	17:04	4	4	8	-2	10	0	0	1	39	10.3
L	22	^SONNY MILANO	9	15:30	2	3	5	-2	4	2	0	1	11	18.2
L	43	^DANTON HEINEN	9	16:21	3	1	4	-5	2	0	0	0	19	15.8
D	5	KORBINIAN HOLZER	46	16:14	1	3	4	-1	35	0	0	0	35	2.9
C	48	*SAC LUNDESTROM	15	13:54	0	4	4	0	-2	0	0	0	10	0.0
D	76	*JOSH MAHURA	11	16:13	1	3	4	-3	2	0	0	0	11	9.1
D	29	^CHRISTIAN DJOOS	9	21:22	1	2	3	+2	0	0	0	0	12	8.3
R	21	^DAVID BACKES	6	11:39	0	3	3	+1	6	0	0	0	8	0.0
C	56	SAM CARRICK	9	13:46	1	1	2	-3	0	0	1	0	16	6.3
R	11	DANIEL SPRONG	8	14:06	1	1	2	-2	0	1	0	0	17	5.9
L	26	^ANDREW AGOZZINO	5	9:56	1	0	1	+3	0	0	0	0	2	50.0
D	28	JANI HAKANPAA	5	18:07	1	0	1	+1	2	0	0	0	4	25.0
R	64	KIEFER SHERWOOD	10	13:19	0	1	1	-1	6	0	0	0	17	0.0
D	52	^MATT IRWIN	9	22:27	0	1	1	-7	4	0	0	0	18	0.0
C	58	*CHASE DE LEO	1	14:49	0	0	0	0	0	0	0	0	1	0.0

NO.	PLAYER	GP	MIN	GAA	W	L	OT	SO	GA	SA	SV%	G	A	PIM
36	JOHN GIBSON	51	2981	3.00	20	26	5	1	149	1552	.904	0	0	6
30	RYAN MILLER	23	1238	3.10	9	6	4	0	64	685	.907	0	1	0
31	ANTONY STOLARZ	1	59	2.04	0	1	0	0	2	36	.944	0	0	0

ANA GOALTENDING TOTALS

4,321 3.12 29 33 9 1 225 2282 .901 0 1 6

* Rookie ^ Acquired Midseason

2018-19 FINAL STATISTICS

POS	NO.	PLAYER	GP	TOI	G	A	P	+/-	PIM	PP	SH	GW	S	S%
C	15	RYAN GETZLAF	67	19:28	14	34	48	-19	58	1	0	2	133	10.5
R	33	JAKOB SILFVERBERG	73	17:06	24	19	43	-9	28	3	2	4	163	14.7
L	67	RICKARD RAKELL	69	18:29	18	25	43	-13	27	6	0	2	194	9.3
C	14	ADAM HENRIQUE	82	16:27	18	24	42	-5	24	8	0	3	122	16.3
L	37	NICK RITCHIE	60	15:00	9	22	31	6	82	2	0	2	96	9.4
D	47	HAMPUS LINDHOLM	76	24:00	6	22	28	-5	44	1	0	0	125	4.8
D	26	BRANDON MONTOUR	62	22:40	5	20	25	-16	40	0	0	2	126	4.0
D	4	CAM FOWLER	59	23:22	5	18	23	-14	20	1	0	2	88	5.7
R	25	ONDREJ KASE	30	15:39	11	9	20	0	2	1	0	2	94	11.7
C	24	CARTER ROWNEY	62	12:33	7	13	20	0	12	0	1	0	53	13.2
R	11	^DANIEL SPRONG	47	13:07	14	5	19	-9	10	2	0	3	109	12.8
L	20	PONTUS ABERG	37	15:37	11	8	19	-10	14	3	0	1	74	14.9
D	42	JOSH MANSON	74	22:18	3	13	16	-8	62	0	0	0	96	3.1
R	61	*TROY TERRY	32	13:57	4	9	13	8	2	2	0	0	25	16.0
R	64	*KIEFER SHERWOOD	50	11:22	6	6	12	1	8	0	0	1	60	10.0
C	29	^DEVIN SHORE	34	15:27	5	7	12	-12	6	2	1	1	38	13.2
C	34	*SAM STEEL	22	14:58	6	5	11	2	8	0	1	0	33	18.2

YEAR-BY-YEAR FINAL STATISTICS

L	7	ANDREW COGLIANO	46	13:15	3	8	11	2	14	1	0	1	64	4.7
R	10	COREY PERRY	31	14:49	6	4	10	-16	27	2	0	1	59	10.2
C	38	^DEREK GRANT	31	13:50	2	7	9	-9	8	0	0	1	48	4.2
C	17	RYAN KESLER	60	16:30	5	3	8	-19	44	1	0	1	86	5.8
L	53	*MAX COMTOIS	10	14:35	2	5	7	3	7	0	0	1	9	22.2
D	28	*MARCUS PETTERSSON	27	14:01	0	6	6	4	17	0	0	0	15	0.0
C	46	BEN STREET	21	12:04	3	2	5	-4	2	0	0	0	19	15.8
L	23	BRIAN GIBBONS	44	10:20	2	3	5	-8	16	0	0	0	29	6.9
L	49	*MAX JONES	30	13:10	2	3	5	-1	14	0	0	1	58	3.4
D	76	*JOSH MAHURA	17	14:18	1	4	5	0	4	0	0	0	20	5.0
D	32	*JACOB LARSSON	49	17:07	0	5	5	-4	16	0	0	0	57	0.0
D	5	KORBINIAN HOLZER	22	16:04	1	3	4	5	8	0	0	0	15	6.7
D	43	*JAYCOB MEGNA	28	14:32	1	3	4	-1	12	0	0	0	31	3.2
D	45	*ANDY WELINSKI	26	16:02	1	3	4	-5	8	0	0	0	32	3.1
D	44	^MICHAEL DEL ZOTTO	12	17:36	0	3	3	-3	0	0	0	0	19	0.0
C	48	*ISAC LUNDESTROM	15	13:02	0	2	2	-1	2	0	0	0	13	0.0
C	83	KALLE KOSSILA	8	10:18	1	0	1	-1	4	0	0	1	11	9.1
C	56	SAM CARRICK	6	10:13	0	1	1	-1	2	0	0	0	5	0.0
D	21	JAKE DOTCHIN	20	11:49	0	1	1	-4	39	0	0	0	7	0.0
D	2	^BRENDAN GUHLE	6	16:08	0	1	1	-3	2	0	0	0	14	0.0
C	39	JOSEPH BLANDISI	3	10:39	0	0	0	-1	6	0	0	0	1	0.0
R	22	^ADAM CRACKNELL	2	10:26	0	0	0	-1	0	0	0	0	3	0.0
C	58	*CHASE DE LEO	1	12:32	0	0	0	1	0	0	0	0	4	0.0
R	18	PATRICK EAVES	7	13:53	0	0	0	-4	4	0	0	0	6	0.0
C	20	^JUSTIN KLOOS	1	7:04	0	0	0	0	0	0	0	0	2	0.0
L	63	*KEVIN ROY	3	13:03	0	0	0	-1	0	0	0	0	2	0.0
D	2	LUKE SCHENN	8	11:59	0	0	0	-6	7	0	0	0	7	0.0
D	62	ANDREJ SUSTR	5	12:02	0	0	0	0	6	0	0	0	6	0.0

NO.	PLAYER	GP	MIN	GAA	W	L	OT	SO	GA	SA	SV%	G	A	PIM
36	JOHN GIBSON	58	3233	2.84	26	22	8	2	153	1838	.917	0	0	2
31	RYAN MILLER	20	1109	2.76	8	7	2	1	51	578	.912	0	0	0
40	KEVIN BOYLE	5	277	2.17	1	3	0	1	10	139	.928	0	0	0
1	CHAD JOHNSON	9	320	3.75	0	5	0	0	20	156	.872	0	0	0
ANA GOALTENDING TOTALS			4,939	2.84	35	37	10	4	234	2711	.914	0	0	2

* Rookie ^ Acquired Midseason

2017-18 FINAL STATISTICS

POS	NO.	PLAYER	GP	TOI	G	A	P	+/-	PIM	PP	SH	GW	S	S%
C	67	RICKARD RAKELL	77	19:25	34	35	69	6	14	8	0	3	230	14.8
C	15	RYAN GETZLAF	56	21:25	11	50	61	20	42	0	1	0	117	9.4
R	10	COREY PERRY	71	17:46	17	32	49	-4	71	4	0	1	168	10.1
R	33	JAKOB SILFVERBERG	77	17:57	17	23	40	6	18	2	1	2	187	9.1
R	86	ONDREJ KASE	66	13:55	20	18	38	18	14	1	0	5	146	13.7
D	42	JOSH MANSON	80	20:21	7	30	37	34	62	0	0	2	117	6.0
C	14	^ADAM HENRIQUE	57	17:35	20	16	36	17	14	4	1	8	102	19.6
L	7	ANDREW COGLIANO	80	15:11	12	23	35	18	41	0	3	1	175	6.9
D	71	BRANDON MONTOUR	80	20:28	9	23	32	16	42	5	1	5	160	5.6
D	4	CAM FOWLER	67	24:51	8	24	32	3	28	1	1	1	122	6.6
D	47	HAMPUS LINDHOLM	69	22:44	13	18	31	16	34	3	0	3	131	9.9
L	37	NICK RITCHIE	76	13:10	10	17	27	3	72	1	0	2	122	8.2
C	38	DEREK GRANT	66	11:05	12	12	24	3	11	3	0	0	65	18.5
D	23	FRANCOIS BEAUCHEMIN	67	17:18	3	14	17	12	26	0	0	0	93	3.2
C	50	ANTOINE VERMETTE	64	13:44	8	8	16	-5	34	2	0	2	91	8.8
C	21	CHRIS WAGNER	64	13:27	6	9	15	-7	35	1	2	0	78	7.7
C	17	RYAN KESLER	44	18:02	8	6	14	-4	46	2	0	2	78	10.3
R	48	LOGAN SHAW	42	11:29	2	6	8	-1	4	0	0	1	59	3.4
D	3	KEVIN BIEKSA	59	18:01	0	8	8	-13	83	0	0	0	66	0.0
L	63	*KEVIN ROY	25	13:38	6	1	7	3	6	1	0	1	26	23.1
R	71	^J.T. BROWN	23	8:45	1	2	3	-4	12	0	0	0	22	4.5
D	65	*MARCUS PETTERSSON	22	13:36	1	3	4	5	6	0	0	0	16	6.3
C	22	DENNIS RASMUSSEN	27	8:54	1	3	4	4	8	0	0	0	19	5.3
D	45	SAMI VATANEN	15	21:06	1	3	4	-6	8	0	0	0	22	4.5
C	83	*KALLE KOSSILA	10	9:05	1	1	2	-4	0	0	0	0	9	11.1
L	20	^JASON CHIMERA	16	6:58	1	1	2	-1	2	0	0	0	9	11.1
D	73	*ANDY WELINSKI	7	16:10	0	2	2	-1	0	0	0	0	6	0.0
C	22	^CHRIS KELLY	12	7:30	0	2	2	1	2	0	0	0	5	0.0
L	51	MIKE LIAMBAS	7	5:17	0	1	1	0	21	0	0	0	3	0.0
R	18	PATRICK EAVES	2	16:27	1	0	1	0	0	0	0	1	3	33.3
D	75	*JAYCOB MEGNA	14	15:42	0	1	1	-4	2	0	0	0	7	0.0
R	40	JARED BOLL	10	4:25	1	0	1	0	16	0	0	0	4	25.0
C	39	JOSEPH BLANDISI	3	11:40	0	0	0	2	2	0	0	0	4	0.0
L	90	*GIOVANNI FIORE	1	7:53	0	0	0	-1	0	0	0	0	0	0.0

YEAR-BY-YEAR FINAL STATISTICS

R	61	^TROY TERRY	2	10:12	0	0	0	0	0	0	0	0	3	0.0
L	58	*NICOLAS KERDILES	2	3:45	0	0	0	0	0	0	0	0	0	0.0
D	5	KORBINIAN HOLZER	16	11:36	0	0	0	-3	6	0	0	0	10	0.0

NO.	PLAYER	GP	MIN	GAA	W	L	OT	SO	GA	SA	SV%	G	A	PIM
36	JOHN GIBSON	60	3428	2.43	31	18	7	4	139	1872	.926	0	1	16
31	RYAN MILLER	28	1353	2.35	12	6	6	4	53	739	.928	0	0	0
1	RETO BERRA	5	182	2.31	1	1	0	0	7	95	.926	0	0	0

ANA GOALTENDING TOTALS

* Rookie ^ Acquired Midseason

2016-17 FINAL STATISTICS

POS	NO.	PLAYER	GP	TOI	G	A	P	+/-	PIM	PP	SH	GW	S	S%
C	15	RYAN GETZLAF	74	21:04	15	58	73	+7	49	6	2	3	138	10.9
C	17	RYAN KESLER	82	21:18	22	36	58	+8	83	8	0	2	186	11.8
R	10	COREY PERRY	82	17:42	19	34	53	+2	76	5	0	3	215	8.8
C	67	RICKARD RAKELL	71	17:23	33	18	51	+10	12	5	0	10	177	18.6
R	33	JAKOB SILFVERBERG	79	18:29	23	26	49	+10	20	5	1	5	227	10.1
D	4	CAM FOWLER	80	24:50	11	28	49	+7	20	5	1	3	186	5.9
L	7	ANDREW COGLIANO	82	15:08	16	19	35	+11	26	0	3	2	178	9.0
L	37	NICK RITCHIE	77	12:59	14	14	28	+4	62	1	0	3	149	9.4
C	50	ANTOINE VERMETTE	72	15:54	9	19	28	-7	42	5	0	1	88	10.2
D	45	SAMI VATANEN	71	21:39	3	21	24	+3	30	2	0	0	117	2.6
D	47	HAMPUS LINDHOLM	66	22:26	6	14	20	+13	36	1	0	2	94	6.4
D	42	JOSH MANSON	82	18:37	5	12	17	+14	82	0	1	1	88	5.7
R	86	*ONDREJ KASE	53	11:47	5	10	15	-1	18	0	0	2	77	6.5
R	18	^PATRICK EAVES	20	15:42	11	3	14	+8	8	2	0	1	55	20.0
D	2	KEVIN BIEKSA	81	18:45	3	11	14	0	63	1	0	1	94	3.2
L	74	*JOSEPH CRAMAROSSA	49	9:48	4	6	10	+1	51	0	0	1	26	15.4
C	48	^LOGAN SHAW	55	9:42	3	7	10	+3	10	0	1	1	59	5.1
D	53	*SHEA THEODORE	34	17:18	2	7	9	-6	28	1	0	1	60	3.3
C	21	CHRIS WAGNER	43	9:21	6	1	7	+2	6	0	0	0	40	15.0
D	5	KORBINIAN HOLZER	32	13:30	2	5	7	0	23	0	0	0	14	14.3
D	71	*BRANDON MONTOUR	27	17:22	2	4	6	+11	14	0	0	0	50	4.0
L	16	RYAN GARbutt	27	9:09	2	1	3	-3	20	0	0	1	26	7.7
D	3	CLAYTON STONER	14	17:33	1	2	3	0	28	0	0	0	16	6.3
R	40	JARED BOLL	51	5:48	0	3	3	-3	87	0	0	0	13	0.0
R	64	*STEFAN NOESEN	12	6:33	2	0	2	+2	2	0	0	0	12	16.7
C	44	NATE THOMPSON	30	10:23	1	1	2	+4	14	0	0	0	19	5.3
C	48	*MICHAEL SGARBOSSA	9	9:28	0	2	2	-2	0	0	0	0	7	0.0
R	59	*NICK SORENSEN	5	10:53	0	1	1	-1	2	0	0	0	7	0.0
L	26	^EMERSON ETEM	3	8:48	0	0	0	+1	2	0	0	0	0	0.0
L	39	MASON RAYMOND	4	8:54	0	0	0	-2	0	0	0	0	3	0.0
D	6	SIMON DESPRES	1	16:08	0	0	0	0	0	0	0	0	1	0.0
D	75	*JAYCOB MEGNA	1	15:20	0	0	0	+1	0	0	0	0	0	0.0
R	41	COREY TROPP	1	9:28	0	0	0	-1	0	0	0	0	0	0.0
L	58	*NICOLAS KERDILES	1	11:08	0	0	0	+1	0	0	0	0	0	0.0
D	51	*JACOB LARSSON	4	16:25	0	0	0	-1	2	0	0	0	2	0.0
L	83	*KALLE KOSSILA	1	6:54	0	0	0	0	0	0	0	0	1	0.0

NO.	PLAYER	GP	MIN	GAA	W	L	OT	SO	GA	SA	SV%	G	A	PIM
36	JOHN GIBSON	52	2950	2.22	25	16	9	6	109	1437	.924	0	1	4
1	JONATHAN BERNIER	39	1993	2.50	21	7	4	2	83	982	.915	0	0	4
30	DUSTIN TOKARSKI	1	9	0.00	0	0	0	0	0	5	1.000	0	0	0

ANA GOALTENDING TOTALS

* Rookie ^ Acquired Midseason

2015-16 FINAL STATISTICS

POS	NO.	PLAYER	GP	TOI	G	A	P	+/-	PIM	PP	SH	GW	S	S%
C	15	RYAN GETZLAF	77	19:30	13	50	63	+14	55	6	0	5	178	7.3
R	10	COREY PERRY	82	17:42	34	28	62	+2	68	12	0	6	215	15.8
C	17	RYAN KESLER	79	19:31	21	32	53	+5	78	5	1	4	164	12.8
R	67	RICKARD RAKELL	72	16:04	20	23	43	-1	19	4	0	7	169	11.8
R	33	JAKOB SILFVERBERG	82	16:58	20	19	39	+8	32	2	0	2	215	9.3
D	45	SAMI VATANEN	71	21:18	9	29	38	+8	20	4	0	2	140	6.4
L	7	ANDREW COGLIANO	82	14:25	9	23	32	+2	28	0	2	3	131	6.9
D	47	HAMPUS LINDHOLM	80	22:00	10	18	28	+7	40	4	1	1	149	6.7
D	4	CAM FOWLER	69	22:46	5	23	28	-8	27	3	0	0	113	4.4
L	57	^DAVID PERRON	28	14:48	8	12	20	+12	34	7	0	1	51	15.7
R	29	CHRIS STEWART	56	10:47	8	12	20	+2	73	1	0	1	78	10.3
C	25	MIKE SANTORELLI	70	10:05	9	9	18	-4	8	1	0	1	81	11.1
C	22	SHAWN HORCROFF	59	13:17	6	9	15	+1	34	0	1	2	73	8.2
D	42	JOSH MANSON	71	18:46	5	10	15	+11	74	0	0	1	88	5.7
D	2	KEVIN BIEKSA	71	21:00	4	11	15	-7	99	2	0	1	109	3.7
L	19	PATRICK MAROON	56	11:23	4	9	13	-13	54	3	0	0	65	6.2
L	26	CARL HAGELIN	43	15:00	4	8	12	-10	14	0	0	0	82	4.9

YEAR-BY-YEAR FINAL STATISTICS

L	88	^JAMIE MCGINN	21	14:40	8	4	12	+3	23	3	0	2	47	17.0
L	16	^RYAN GARbutt	37	11:25	5	3	8	-4	21	0	1	2	52	9.6
D	53	*SHEA THEODORE	19	19:06	3	5	8	+7	2	2	0	1	28	10.7
C	44	NATE THOMPSON	49	11:35	3	3	6	-1	47	0	1	0	42	7.1
D	3	CLAYTON STONER	50	15:21	1	5	6	+4	67	0	0	0	32	3.1
L	11	^BRANDON PIRRI	9	12:43	3	2	5	0	0	0	0	1	17	17.6
L	37	*NICK RITCHIE	33	11:45	2	2	4	-2	37	0	0	0	55	3.6
D	24	SIMON DESPRES	32	19:37	0	4	4	+2	8	0	0	0	32	0.0
L	46	JIRI SEKAC	22	12:11	1	2	3	0	4	1	0	0	29	3.4
D	5	KORBINIAN HOLZER	29	14:45	0	3	3	-3	10	0	0	0	17	0.0
C	62	*CHRIS WAGNER	17	10:33	0	2	2	0	19	0	0	0	28	0.0
L	43	*MAX FRIBERG	5	8:50	0	0	0	-1	2	0	0	0	1	0.0
R	18	TIM JACKMAN	2	5:44	0	0	0	-2	4	0	0	0	1	0.0
R	64	*STEFAN NOESEN	1	10:02	0	0	0	0	0	0	0	0	0	0.0
C	77	MICHAEL SGARBOSSA	1	8:21	0	0	0	0	0	0	0	0	0	0.0
L	41	HARRY ZOLNIERCZYK	1	8:48	0	0	0	-1	0	0	0	0	1	0.0

NO.	PLAYER	GP	MIN	GAA	W	L	OT	SO	GA	SA	SV%	G	A	PIM
31	FREDERIK ANDERSEN	43	2298	2.30	22	9	7	3	88	1086	.919	0	1	2
36	*JOHN GIBSON	40	2295	2.07	21	13	4	4	79	992	.920	0	1	2
30	ANTON KHUODOBIN	9	356	2.70	3	3	0	1	16	175	.909	0	0	0

ANA GOALTENDING TOTALS													
	4,917	2.29	45	25	11	7	188	2234	.916	0	2	4	
* Rookie ^ Acquired Midseason													

2014-15 FINAL STATISTICS

POS	NO.	PLAYER	GP	TOI	G	A	P	+/-	PIM	PP	SH	GW	S	S%
R	15	RYAN GETZLAF	77	20:05	25	45	70	+15	62	3	0	6	191	13.1
C	10	COREY PERRY	67	18:06	33	22	55	+13	67	4	0	3	193	17.1
C	17	RYAN KESLER	81	19:30	20	27	47	-5	75	5	1	4	205	9.8
R	33	JAKOB SILFVERBERG	81	15:39	13	26	39	+15	24	2	1	2	189	6.9
D	45	SAMI VATANEN	67	21:27	12	25	37	+5	36	7	1	1	122	9.8
L	19	PATRICK MAROON	71	14:16	9	25	34	-5	82	1	0	1	120	7.5
D	47	HAMPUS LINDHOLM	78	21:45	7	27	34	+25	32	0	0	1	107	6.5
D	4	CAM FOWLER	80	21:08	7	27	34	+4	14	1	1	2	87	8.0
L	39	MATT BELESKEY	65	14:28	22	10	32	+13	39	4	0	8	145	15.2
R	67	*RICKARD RAKELL	71	12:34	9	22	31	+6	10	2	0	1	105	8.6
L	7	ANDREW COGLIANO	82	14:36	15	14	29	+5	14	0	3	2	134	11.2
R	21	KYLE PALMIERI	57	14:05	14	15	29	-2	37	5	0	4	112	12.5
D	23	FRANCOIS BEAUCHEMIN	64	22:44	11	12	23	+17	48	2	0	1	110	10.0
C	44	NATE THOMPSON	80	13:19	5	13	18	+0	39	0	1	3	87	5.7
R	12	DEVANTE SMITH-PELLY	54	14:38	5	12	17	+1	12	0	1	1	76	6.6
D	6	BEN LOVEJOY	40	18:33	1	10	11	+3	17	0	0	0	50	2.0
L	16	EMERSON ETEM	45	12:14	5	5	10	-6	4	0	0	0	77	6.5
L	14	^RENE BOURQUE	30	12:07	2	6	8	-4	12	1	0	0	44	4.5
D	3	CLAYTON STONER	69	17:38	1	7	8	-2	68	0	1	1	68	1.5
R	18	TIM JACKMAN	55	8:22	5	2	7	-4	86	0	0	1	55	9.1
L	46	^JIRI SEKAC	19	12:56	2	5	7	+2	4	0	0	0	29	6.9
D	24	^SIMON DESPRES	16	18:39	1	5	6	+2	22	0	0	0	27	3.7
L	14	^TOMAS FLEISCHMANN	14	14:10	1	5	6	+0	4	0	0	0	24	4.2
D	20	^JAMES WISNIEWSKI	13	20:13	0	5	5	-3	10	0	0	0	20	0.0
C	38	*WILLIAM KARLSSON	18	12:08	2	1	3	+1	2	0	0	1	24	8.3
D	42	*JOSH MANSON	28	18:26	0	3	3	+1	31	0	0	0	26	0.0
D	2	^ERIC BREWER	9	17:15	1	1	2	-6	6	0	0	0	7	14.3
D	55	BRYAN ALLEN	6	18:12	0	1	1	0	4	0	0	0	4	0.0
D	37	MAT CLARK	7	12:46	0	1	1	+2	6	0	0	0	2	0.0
D	48	^COLBY ROBAK	5	15:15	0	1	1	+3	0	0	0	0	2	0.0
D	28	MARK FISTRIC	9	14:47	0	0	0	-3	4	0	0	0	1	0.0
C	62	*CHRIS WAGNER	9	8:47	0	0	0	-2	2	0	0	0	7	0.0
L	51	DANY HEATLEY	6	12:07	0	0	0	-3	0	0	0	0	8	0.0
L	43	*MAX FRIBERG	1	8:47	0	0	0	0	0	0	0	0	0	0.0
R	64	*STEFAN NOESEN	1	6:54	0	0	0	+0	0	0	0	0	0	0.0
D	77	JESSE BLACKER	1	6:03	0	0	0	-2	0	0	0	0	0	0.0

NO.	PLAYER	GP	MIN	GAA	W	L	OT	SO	GA	SA	SV%	G	A	PIM
31	FREDERIK ANDERSEN	54	3106	2.38	35	12	5	3	123	1436	.914	0	3	4
36	*JOHN GIBSON	23	1340	2.60	13	8	0	1	58	674	.914	0	0	0
30	JASON LABARBERA	5	207	2.61	2	0	1	0	9	99	.909	0	0	0
80	^ILYA BRYZGALOV	8	329	4.19	1	4	1	0	23	150	.847	0	2	0

ANA GOALTENDING TOTALS		5,002	2.65	51	24	7	4	221	2367	.907				
* Rookie ^ Acquired Midseason														

2013-14 FINAL STATISTICS

POS	NO.	PLAYER	GP	TOI	G	A	P	+/-	PIM	PP	SH	GW	S	S%
R	15	RYAN GETZLAF	77	21:17	31	56	87	+28	31	5	0	7	204	15.2
C	10	COREY PERRY	81	19:28	43	39	82	+32	65	8	0	9	280	15.4
C	13	NICK BONINO	77	16:13	22	27	49	+14	22	7	0	2	159	13.8

YEAR-BY-YEAR FINAL STATISTICS

C	22	MATHIEU PERREAULT	69	13:52	18	25	43	+13	36	4	0	1	120	15.0
C	7	ANDREW COGLIANO	82	15:23	21	21	42	+13	26	0	3	5	157	13.4
D	4	CAM FOWLER	70	23:51	6	30	36	+15	14	4	1	2	100	6.0
R	17	DUSTIN PENNER	49	15:15	13	19	32	+22	28	5	0	2	100	13.0
R	21	KYLE PALMIERI	71	11:56	14	17	31	+9	38	0	0	4	147	9.5
D	47	*HAMPUS LINDHOLM	78	19:25	6	24	30	+29	36	1	0	1	116	5.2
C	34	DANIEL WINNIK	76	15:23	6	24	30	+6	23	0	2	2	115	5.2
C	11	SAKU KOIVU	65	15:02	11	18	29	+3	46	0	1	1	81	13.6
L	62	*PATRICK MAROON	62	12:18	11	18	29	+11	101	1	0	3	93	11.8
R	8	TEEMU SELANNE	64	14:07	9	18	27	+8	12	4	0	3	111	8.1
L	39	MATT BELESKEY	55	12:26	9	15	24	+8	64	0	0	2	112	8.0
R	33	JAKOB SILFVERBERG	52	14:15	10	13	23	+2	12	1	2	1	119	8.4
D	45	*SAMI VATANEN	48	17:27	6	15	21	+9	22	2	0	0	73	8.2
D	6	BEN LOVEJOY	78	19:23	5	13	18	+21	39	0	0	2	107	4.7
D	23	FRANCOIS BEAUCHEMIN	70	23:05	4	13	17	+26	39	1	0	1	100	4.0
R	65	EMERSON ETEM	29	12:47	7	4	11	+3	4	1	1	2	44	15.9
R	77	DEVANTE SMITH-PELLY	19	12:38	2	8	10	+5	2	0	0	0	23	8.7
D	55	BRYAN ALLEN	68	17:33	0	10	10	+20	75	0	0	0	60	0.0
D	5	LUCA SBISA	30	17:03	1	5	6	+0	43	0	0	0	30	3.3
D	28	MARK FISTRIC	34	15:24	1	4	5	+9	28	0	0	0	22	4.5
D	19	^STEPHANE ROBIDAS	14	20:37	1	4	5	+3	8	0	0	1	21	4.8
R	18	TIM JACKMAN	26	7:22	3	1	4	-2	62	0	0	0	37	8.1
R	67	*RICKARD RAKELL	18	11:43	0	4	4	-3	2	0	0	0	22	0.0
D	51	ALEX GRANT	2	12:10	2	0	2	+3	2	0	0	0	2	100.0
C	74	PETER HOLLAND	4	9:05	1	0	1	-1	2	0	0	0	3	33.3
D	40	NOLAN YONKMAN	2	8:57	0	1	1	-1	0	0	0	0	3	0.0
C	20	DAVID STECKEL	6	10:50	0	0	0	+0	0	0	0	0	8	0.0

NO.	PLAYER	GP	MIN	GAA	W	L	OT	SO	GA	SA	SV%	G	A	PIM
1	JONAS HILLER	50	2909	2.48	29	13	7	5	120	1348	.911	0	2	0
31	*FREDERIK ANDERSEN	28	1569	2.29	20	5	0	0	60	783	.923	0	1	0
30	VIKTOR FASTH	5	305	2.95	2	2	1	0	15	131	.885	0	0	0
36	*JOHN GIBSON	3	181	1.33	3	0	0	1	4	87	.954	0	0	0

ANA GOALTENDING TOTALS

* Rookie ^ Acquired Midseason

2012-13 FINAL STATISTICS

POS	NO.	PLAYER	GP	TOI	G	A	P	+/-	PIM	PP	SH	GW	S	S%
C	15	RYAN GETZLAF	44	20:11	15	34	49	+14	41	4	3	3	99	15.2
R	10	COREY PERRY	44	19:04	15	21	36	+10	72	5	0	5	128	11.7
L	9	BOBBY RYAN	46	16:35	11	19	30	+3	17	2	0	1	101	10.9
C	11	SAKU KOIVU	47	17:36	8	19	27	+4	18	4	0	0	55	14.5
R	8	TEEMU SELANNE	46	15:41	12	12	24	-10	28	3	0	1	96	12.5
D	23	FRANCOIS BEAUCHEMIN	48	23:27	6	18	24	+19	22	1	0	0	74	8.1
C	7	ANDREW COGLIANO	48	15:22	13	10	23	+14	6	0	2	1	79	16.5
R	51	KYLE PALMIERI	42	12:19	10	11	21	+2	9	2	0	5	92	10.9
C	34	DANIEL WINNIK	48	16:49	6	13	19	+13	16	0	0	1	95	6.3
D	44	SHELDON SOURAY	44	20:55	7	10	17	+19	52	2	0	3	80	8.8
L	39	MATT BELESKEY	42	12:00	8	5	13	+2	56	2	0	1	61	13.1
C	13	NICK BONINO	27	15:53	5	8	13	-3	8	1	0	0	37	13.5
D	4	CAM FOWLER	37	20:26	1	10	11	-4	4	1	0	0	50	2.0
R	65	*EMERSON ETEM	38	11:27	3	7	10	+7	9	0	0	0	48	6.3
D	6	^BEN LOVEJOY	32	18:13	0	10	10	+6	29	0	0	0	51	0.0
D	5	LUCA SBISA	41	19:50	1	7	8	0	23	0	0	1	39	2.6
D	55	BRYAN ALLEN	41	18:44	0	6	6	+1	34	0	0	0	25	0.0
D	32	TONI LYDMAN	35	19:23	0	6	6	-1	12	0	0	0	28	0.0
C	20	^DAVID STECKEL	21	10:37	1	5	6	+2	0	0	0	0	19	5.3
C	74	*PETER HOLLAND	21	11:35	3	2	5	+4	4	1	0	0	26	11.5
R	18	RADEK DVORAK	9	13:08	4	0	4	+2	2	0	0	1	17	23.5
L	62	*PATRICK MAROON	13	9:47	2	1	3	-1	10	0	0	0	21	9.5
D	45	*SAMI VATANEN	8	15:49	2	0	2	+3	0	1	0	0	6	33.3
R	25	BRAD STAUBITZ	15	6:12	1	1	2	0	41	0	0	1	5	20.0
C	64	BRANDON MCMILLAN	6	8:44	0	1	1	-1	2	0	0	0	2	0.0
C	19	^MATTHEW LOMBARDI	7	13:25	0	0	0	-2	4	0	0	0	5	0.0
R	77	DEVANTE SMITH-PELLY	7	8:59	0	0	0	-4	0	0	0	0	5	0.0
R	67	*RICKARD RAKELL	4	8:57	0	0	0	-2	0	0	0	0	3	0.0
D	40	JORDAN HENDRY	2	17:34	0	0	0	0	0	0	0	0	0	0.0

NO.	PLAYER	GP	MIN	GAA	W	L	OT	SO	GA	SA	SV%	G	A	PIM
1	JONAS HILLER	26	1498	2.36	15	6	4	1	59	675	.913	0	1	2
31	VIKTOR FASTH	25	1428	2.18	15	6	2	4	52	661	.921	0	0	0

ANA GOALTENDING TOTALS

* Rookie ^ Acquired Midseason

2011-12 FINAL STATISTICS

YEAR-BY-YEAR FINAL STATISTICS

POS	NO.	PLAYER	GP	TOI	G	A	P	+/-	PIM	PP	SH	GW	S	S%
R	8	TEEMU SELANNE	82	17:52	26	40	66	-1	50	12	0	4	210	12.4
R	10	COREY PERRY	80	21:22	37	23	60	-7	127	14	1	6	277	13.4
L	9	BOBBY RYAN	82	18:21	31	26	57	+1	53	3	2	3	204	15.2
C	15	RYAN GETZLAF	82	21:35	11	46	57	-11	75	4	0	4	185	5.9
C	11	SAKU KOIVU	74	18:07	11	27	38	+7	50	0	0	1	107	10.3
D	4	CAM FOWLER	82	23:15	5	24	29	-28	18	2	0	0	123	4.1
D	17	LUBOMIR VISNOVSKY	68	20:47	6	21	27	+7	47	1	0	1	112	5.4
C	7	ANDREW COGLIANO	82	14:42	13	13	26	-4	15	2	0	2	115	11.3
D	5	LUCA SBISA	80	17:55	5	19	24	-5	66	0	0	0	88	5.7
D	23	FRANCOIS BEAUCHEMIN	82	25:33	8	14	22	-14	48	3	0	1	139	5.8
L	12	^NIKLAS HAGMAN	63	14:37	8	11	19	-10	12	1	0	1	111	7.2
C	63	NICK BONINO	50	12:28	5	13	18	+1	8	0	0	0	63	7.9
L	39	MATT BELESKEY	70	10:15	4	11	15	-2	72	0	0	0	75	5.3
D	21	SHELDON BROOKBANK	80	15:36	3	11	14	+11	72	0	0	1	49	6.1
R	77	*DEVANTE SMITH-PELLY	49	12:02	7	6	13	-7	16	1	1	1	66	10.6
D	32	TONI LYDMAN	74	18:54	0	13	13	0	46	0	0	0	46	0.0
L	33	JASON BLAKE	45	14:08	7	5	12	-4	6	2	0	3	109	6.4
R	51	*KYLE PALMIERI	18	11:31	4	3	7	+3	6	0	0	0	34	11.8
R	41	*ANDREW GORDON	37	10:51	2	3	5	-10	6	0	0	0	38	5.3
R	16	GEORGE PARROS	46	6:22	1	3	4	+1	85	0	0	0	17	5.9
C	49	*MAXIME MACENAUER	29	10:48	1	3	4	-4	18	0	0	1	14	7.1
C	64	BRANDON MCMILLAN	25	11:12	0	4	4	-10	20	0	0	0	26	0.0
C	14	*ROD PELLEY	45	8:00	2	1	3	-3	9	0	0	0	41	4.9
D	34	NATE GUENIN	15	11:09	2	0	2	+6	6	0	0	1	5	40.0
C	74	*PETER HOLLAND	4	7:42	1	0	1	0	2	0	0	1	1	100.0
L	19	JEAN-FRANCOIS JACQUES	6	6:37	0	0	0	+2	12	0	0	0	7	0.0
C	18	MARK BELL	5	6:26	5	0	0	0	5	0	0	0	0	0.0
L	62	*PATRICK MAROON	2	12:32	0	0	0	0	2	0	0	0	1	0.0
D	73	*MAT CLARK	2	11:01	0	0	0	-2	0	0	0	0	2	0.0
C	58	^RYAN O'MARRA	2	8:09	0	0	0	0	0	0	0	0	4	0.0

NO.	PLAYER	GP	MIN	GAA	W	L	OT	SO	GA	SA	SV%	G	A	PIM
1	JONAS HILLER	73	4253	2.57	29	30	12	4	182	2021	.910	0	1	0
38	DAN ELLIS	10	419	2.72	1	5	0	0	19	214	.911	0	1	0
34	JEFF DESLAURIERS	4	241	2.74	3	1	0	0	11	113	.903	0	0	0
31	*IIRO TARKKI	1	41	4.39	1	0	0	0	3	10	.700	0	0	0
ANA GOALTENDING TOTALS		82	4987	2.70	34	36	12	4	224	2367	.905			

* Rookie ^ Acquired Midseason

2010-11 FINAL STATISTICS

POS	NO.	PLAYER	GP	TOI	G	A	P	+/-	PIM	PP	SH	GW	S	S%
R	10	COREY PERRY	82	22:18	50	48	98	+9	104	14	4	11	290	17.2
R	8	TEEMU SELANNE	73	17:56	31	49	80	+6	49	16	0	5	213	14.6
C	15	RYAN GETZLAF	67	21:51	19	57	76	+14	35	7	0	4	117	16.2
R	9	BOBBY RYAN	82	20:10	34	5	37	71	+15	5	1	5	270	12.6
D	17	LUBOMIR VISNOVSKY	81	24:17	18	50	68	+18	24	5	0	4	152	11.8
C	11	SAKU KOIVU	75	19:08	15	30	45	-8	36	4	0	3	104	14.4
D	4	*CAM FOWLER	76	22:07	10	30	40	-25	20	6	0	3	123	8.1
LW	33	JASON BLAKE	76	14:45	16	16	32	-5	41	3	0	3	187	8.6
D	32	TONI LYDMAN	78	22:10	3	22	25	+32	42	0	0	0	99	3.0
C	64	*BRANDON MCMILLAN	60	14:04	11	10	21	-5	18	2	2	2	77	14.3
RW	14	JOFFREY LUPUL	26	13:13	5	8	13	-4	14	2	0	1	54	9.3
RW	42	DAN SEXTON	47	11:35	4	9	13	-6	4	1	0	0	78	5.1
D	5	LUCA SBISA	68	16:47	2	9	11	-11	43	1	0	0	76	2.6
L	39	MATT BELESKEY	35	12:58	3	7	10	-10	36	0	0	0	58	5.2
C	22	TODD MARCHANT	79	13:17	1	7	8	-18	26	0	0	0	63	1.6
D	3	ANDREAS LIJIA	52	17:25	1	6	7	-15	28	0	0	0	31	3.2
D	23	^FRANCOIS BEAUCHEMIN	27	21:42	3	2	5	-4	16	1	0	0	30	10.0
R	16	GEORGE PARROS	78	6:24	3	1	4	-4	171	0	0	1	33	9.1
D	25	ANDY SUTTON	39	14:45	0	4	4	+1	87	0	0	0	31	0.0
C	20	RYAN CARTER	18	10:44	1	2	3	-4	22	0	0	0	23	4.3
C	14	^MAXIM LAPIERRE	21	11:34	0	3	3	-6	9	0	0	0	28	0.0
L	37	^JARKKO RUUTU	23	8:58	1	1	2	0	0	0	0	0	20	5.0
D	26	DANNY SYVRET	6	16:26	1	1	2	-3	4	0	0	0	8	12.5
L	19	^BRAD WINCHESTER	19	10:28	1	1	2	-9	28	0	0	0	23	4.3
D	23	PAUL MARA	33	20:10	1	1	2	-1	40	0	0	1	34	2.9
C	28	KYLE CHIPCHURA	40	7:59	0	2	2	+1	32	0	0	0	23	0.0
RW	51	*KYLE PALMIERI	10	8:41	1	0	1	-1	0	0	0	0	10	10.0
D	60	BRENDAN MIKKELSON	5	19:24	0	1	1	+1	7	0	0	0	4	0.0
R	50	TROY BODIE	9	9:43	0	1	1	-3	7	0	0	0	5	0.0
D	53	BRETT FESTERLING	1	14:53	1	0	0	-2	0	0	0	0	0	0.0
C	63	*NICK BONINO	26	9:48	0	0	0	-3	0	0	0	0	23	0.0
D	21	SHELDON BROOKBANK	40	13:19	0	0	0	-8	63	0	0	0	29	0.0
L	34	AARON VOROS	12	5:32	0	0	0	-4	43	0	0	0	8	0.0

YEAR-BY-YEAR FINAL STATISTICS

L 12 JOSH GREEN 12 10:00 0 0 0 -3 6 0 0 0 10 0.0

NO.	PLAYER	GP	MIN	GAA	W	L	OT	SO	GA	SA	SV%	G	A	PIM
1	JONAS HILLER	49	2672	2.56	26	16	3	5	114	1493	.924	0	1	0
29	RAY EMERY	10	527	2.28	7	2	0	0	20	272	.926	0	0	0
38	^DAN ELLIS	13	729	2.39	8	3	1	0	29	348	.917	0	0	0
31	CURTIS MCELHINNEY	12	996	3.43	6	9	1	2	57	516	.890	0	1	0
30	TIMO PIELMEIER	1	40	7.50	0	0	0	0	5	12	.583	0	0	0

ANA GOALTENDING TOTALS 82 4993 2.80 47 30 5 7 233 2648 .912
* Rookie ^ Acquired Midseason

2009-10 FINAL STATISTICS

POS	NO.	PLAYER	GP	TOI	G	A	P	+/-	PIM	PP	SH	GW	S	S%
R	10	COREY PERRY	82	21:03	27	49	76	0	111	6	1	2	270	10.0
C	15	RYAN GETZLAF	66	21:40	19	50	69	+4	79	8	0	5	149	12.8
R	9	BOBBY RYAN	81	18:29	35	29	64	+9	81	11	0	3	258	13.6
C	11	SAKU KOIVU	71	18:34	19	33	52	+14	36	5	1	6	124	15.3
R	8	TEEMU SELANNE	54	17:19	27	21	48	+3	16	14	0	5	173	15.6
D	27	SCOTT NIEDERMAYER	80	26:30	10	38	48	-9	38	5	0	2	168	6.0
D	34	JAMES WISNIEWSKI	69	24:20	3	27	30	-5	56	2	0	0	146	2.1
D	19	RYAN WHITNEY	62	24:33	4	24	28	-6	48	3	0	0	107	3.7
C	22	TODD MARCHANT	78	15:48	9	13	22	-16	32	0	3	1	83	10.8
RW	42	*DAN SEXTON	41	13:29	9	10	19	-3	16	2	0	0	93	9.7
L	39	*MATT BELESKEY	60	13:59	11	7	18	-10	35	0	0	3	123	8.9
D	7	STEVE EMINGER	63	19:28	4	12	16	+1	30	0	0	1	45	8.9
LW	33	^JASON BLAKE	26	16:02	6	9	15	-6	10	4	0	0	69	8.7
RW	14	JOFFREY LUPUL	23	15:57	10	4	14	+3	18	0	0	0	66	15.2
D	17	^LUBOMIR VISNOVSKY	16	25:59	5	8	13	-6	4	1	0	1	53	9.4
C	28	^KYLE CHIPCHURA	55	12:28	6	6	12	-2	56	0	1	1	43	14.0
C	17	PETTERI NOKELAINEN	50	12:55	4	7	11	-7	21	0	0	0	70	5.7
C	20	RYAN CARTER	38	9:51	4	5	9	0	31	0	0	1	38	10.5
RW	24	EVGENY ARTYUKHIN	37	9:04	4	5	9	0	41	0	0	0	21	19.0
D	21	SHELDON BROOKBANK	66	14:57	0	9	9	+10	114	0	0	0	60	0.0
R	13	MIKE BROWN	75	8:21	6	1	7	+1	106	0	1	2	82	7.3
R	50	*TROY BODIE	44	11:14	5	2	7	-8	80	0	1	1	58	16.6
D	4	NICK BOYNTON	42	16:45	1	6	7	+1	59	1	0	0	39	2.6
R	16	GEORGE PARROS	57	6:00	4	0	4	+4	136	0	0	0	25	16.0
D	53	BRETT FESTERLING	42	12:30	0	3	3	+1	15	0	0	0	25	0.0
C	63	*NICK BONINO	9	14:13	1	1	2	0	6	1	0	0	14	7.1
D	60	BRENDAN MIKKELSON	28	14:59	0	2	2	-5	14	0	0	0	21	0.0
D	4	^AARON WARD	17	14:26	0	2	2	+2	8	0	0	0	9	0.0
LW	32	KYLE CALDER	14	14:07	0	2	2	-7	8	0	0	0	20	0.0
D	41	^NATHAN OYSTRICK	3	10:34	0	0	0	-1	2	0	0	0	1	0.0
C	48	ANDREW EBBETT	2	12:54	0	0	0	-1	0	0	0	0	1	0.0
C	26	ERIK CHRISTENSEN	9	11:26	0	0	0	-3	2	0	0	0	9	0.0
D	5	LUCA SBISA	8	12:37	0	0	0	-1	6	0	0	0	3	0.0
C	67	*MACGREGOR SHARP	8	4:09	0	0	0	0	0	0	0	0	6	0.0

NO.	PLAYER	GP	MIN	GAA	W	L	OT	SO	GA	SA	SV%	G	A	PIM
1	JONAS HILLER	59	3338	2.73	30	23	4	2	152	1860	.918	0	2	0
31	^CURTIS MCELHINNEY	10	521	2.76	5	1	2	0	24	288	.917	0	0	0
35	JEAN-SEBASTIEN GIGUERE	20	1108	3.14	4	8	5	1	58	580	.900	0	0	2

ANA GOALTENDING TOTALS 82 4996 2.92 39 32 11 3 243 2737 .910
* Rookie ^ Acquired Midseason

2008-09 FINAL STATISTICS

POS	NO.	PLAYER	GP	TOI	G	A	PTS	+/-	PIM	PP	SH	GW	S	PCTG
C	15	RYAN GETZLAF	81	20:07	25	66	91	5	121	9	0	2	227	11.0
R	10	COREY PERRY	78	18:36	32	40	72	10	109	10	0	8	283	11.3
D	27	SCOTT NIEDERMAYER	82	26:55	14	45	59	-8	70	9	0	2	178	7.9
R	9	*BOBBY RYAN	64	15:26	31	26	57	13	33	12	0	3	174	17.8
R	8	TEEMU SELANNE	65	16:29	27	27	54	-3	36	16	0	5	186	14.5
D	25	CHRIS PRONGER	82	26:56	11	37	48	0	88	4	0	2	196	5.6
C	48	*ANDREW EBBETT	48	13:52	8	24	32	8	24	6	0	0	100	8.0
C	26	^ERIK CHRISTENSEN	64	13:38	7	21	28	-9	20	2	0	0	122	5.7
D	34	^JAMES WISNIEWSKI	48	19:51	3	21	24	9	30	1	0	0	89	3.4
D	19	^RYAN WHITNEY	48	23:51	2	21	23	-14	28	1	0	0	71	2.8
C	44	ROB NIEDERMAYER	79	15:34	14	7	21	-17	42	1	1	2	88	15.9
C	22	TODD MARCHANT	72	14:31	5	13	18	-2	34	0	2	0	101	5.0
R	16	GEORGE PARROS	74	6:15	5	5	10	8	135	0	0	0	47	10.6
L	18	DREW MILLER	27	12:59	4	6	10	0	17	0	0	0	45	8.9
C	17	^PETTERI NOKELAINEN	50	11:15	4	5	9	2	16	0	1	0	56	7.1
C	20	RYAN CARTER	48	9:05	3	6	9	3	52	0	0	1	40	7.5
D	3	BRET HEDICAN	51	16:18	1	5	6	-7	36	0	0	0	40	2.5
D	23	FRANCOIS BEACHEMIN	20	24:54	4	1	5	-3	12	0	0	2	45	8.9
D	53	*BRETT FESTERLING	40	16:40	0	5	5	5	18	0	0	0	15	0.0

YEAR-BY-YEAR FINAL STATISTICS

R	13	^MIKE BROWN	48	8:08	2	2	4	-7	145	0	0	2	44	4.5		
D	21	^SHELDON BROOKBANK	44	12:07	1	3	4	4	76	0	0	0	30	3.3		
D	60	*BRENDAN MIKKELSON	34	13:56	0	2	2	0	17	0	0	0	19	0.0		
D	55	*BRIAN SALCIDO	2	12:17	0	1	1	2	0	0	0	0	1	0.0		
L	64	*MATT BELESKEY	2	11:09	0	0	0	0	0	0	0	0	0	0.0		
R	50	*TROY BODIE	4	8:08	0	0	0	0	0	0	0	0	5	0.0		
NO. GOALTENDER			GPI	MINS	AVG	W	L	OT	EN	SO	GA	SA	SV%	G	A	PIM
1		JONAS HILLER	46	2486	2.39	23	15	1	6	4	99	1217	.919	0	0	0
35		J.S. GIGUERE	46	2458	3.10	19	18	6	3	2	127	1274	.900	0	0	4
ANA GOALTENDING TOTALS			82	4988	2.83	42	33	7	9	6	235	2500	.906			

* Rookie ^ Acquired Midseason

2007-08 FINAL STATISTICS

POS	NO.	PLAYER	GP	TOI	G	A	PTS	+/-	PIM	PP	SH	GW	S	PCTG
C	15	RYAN GETZLAF	77	19:38	24	58	82	32	94	4	1	2	185	13.0
R	10	COREY PERRY	70	17:57	29	25	54	12	108	11	0	4	200	14.5
L	14	CHRIS KUNITZ	82	16:54	21	29	50	8	80	7	1	6	196	10.7
D	25	CHRIS PRONGER	72	26:00	12	31	43	1-	128	8	0	4	182	6.6
R	4	TODD BERTUZZI	68	16:27	14	26	40	8	97	4	0	2	121	11.6
D	11	MATHIEU SCHNEIDER	65	22:17	12	27	39	22	50	5	0	2	139	8.6
C	39	^DOUG WEIGHT	67	14:36	10	15	25	4	32	2	0	1	96	10.4
D	27	SCOTT NIEDERMAYER	48	23:54	8	17	25	2-	16	7	0	3	87	9.2
R	8	TEEMU SELANNE	26	18:07	12	11	23	5	8	7	0	2	87	13.8
D	23	FRANCOIS BEAUCHEMIN	82	25:31	2	19	21	9-	59	0	0	2	144	1.4
D	7	^MARC-ANDRE BERGERON	55	17:23	9	10	19	16-	20	8	0	1	108	8.3
D	40	KENT HUSKINS	76	16:04	4	15	19	23	59	1	0	2	46	8.7
C	22	TODD MARCHANT	75	14:49	9	7	16	3-	48	0	0	0	93	9.7
C	44	ROB NIEDERMAYER	78	17:42	8	8	16	1	54	0	1	1	111	7.2
C	26	SAMUEL PAHLSSON	56	18:46	6	9	15	2-	34	0	3	3	94	6.4
R	54	*BOBBY RYAN	23	11:15	5	5	10	1-	6	3	0	0	37	13.5
D	21	SEAN O'DONNELL	82	17:14	2	7	9	9	84	0	1	0	25	8.0
C	20	*RYAN CARTER	34	10:29	4	4	8	2-	36	0	0	1	56	7.1
L	32	TRAVIS MOEN	77	15:49	3	5	8	10-	81	0	1	1	98	3.1
L	18	*DREW MILLER	26	11:11	2	3	5	1-	6	0	0	0	30	6.7
D	33	JOE DIPENTA	23	10:39	1	4	5	3	16	0	0	0	5	20.0
R	16	GEORGE PARROS	69	5:56	1	4	5	3	183	0	0	0	30	3.3
L	24	BRAD MAY	61	6:37	3	1	4	2	53	0	0	2	34	8.8
C	17	^BRIAN SUTHERBY	50	8:35	1	1	2	4-	64	0	0	0	49	2.0
C	56	*PETTERI WIRTANEN	3	4:11	1	0	1	1	2	0	0	1	1	100.0
R	28	MARK MOWERS	17	9:02	1	0	1	0	8	0	0	0	6	16.7
C	48	*ANDREW EBBETT	3	13:18	0	0	0	3	2	0	0	0	3	.0
D	20	MAXIM KONDRATIEV	4	7:30	0	0	0	2-	0	0	0	0	1	.0
R	42	JASON KING	4	10:56	0	0	0	3-	0	0	0	0	2	.0
C	20	GEOFF PLATT	5	11:17	0	0	0	2	2	0	0	0	4	.0

NO.	GOALTENDER	GPI	MINS	AVG	W	L	OT	EN	SO	GA	SA	SV%	G	A	PIM
1	*JONAS HILLER	23	1223	2.06	10	7	1	6	4	42	578	.927	0	1	0
35	J.S. GIGUERE	58	3310	2.12	35	17	6	5	4	117	1508	.922	0	0	4
ANA GOALTENDING TOTALS		82	5007	2.20	47	27	8	6	4	179	1930	.907			

* Rookie ^ Acquired Midseason

2006-07 FINAL STATISTICS

POS	NO.	PLAYER	GP	TOI	G	A	PTS	+/-	PIM	PP	SH	GW	S	PCTG
R	8	TEEMU SELANNE	82	17:41	48	46	94	26	82	25	0	10	257	18.7
C	19	ANDY MCDONALD	82	17:35	27	51	78	16	46	8	0	3	252	10.7
D	27	SCOTT NIEDERMAYER	79	27:30	15	54	69	6	86	9	0	3	172	8.7
L	14	CHRIS KUNITZ	81	17:03	25	35	60	23	81	11	0	5	180	13.9
D	25	CHRIS PRONGER	66	27:05	13	46	59	27	69	8	0	2	166	7.8
C	15	RYAN GETZLAF	82	15:03	25	33	58	17	66	11	1	6	203	12.3
R	17	*DUSTIN PENNER	82	13:59	29	16	45	2-	58	9	0	5	204	14.2
R	10	COREY PERRY	82	12:28	17	27	44	12	55	4	0	3	194	8.8
D	23	FRANCOIS BEAUCHEMIN	71	25:28	7	21	28	7	49	2	0	0	128	5.5
C	26	SAMUEL PAHLSSON	82	17:21	8	18	26	4-	42	0	0	1	111	7.2
C	22	TODD MARCHANT	56	15:10	8	15	23	7	44	0	3	2	115	7.0
L	32	TRAVIS MOEN	82	14:48	11	10	21	4-	101	0	0	0	124	8.9
D	21	SEAN O'DONNELL	79	19:55	2	15	17	9	92	0	0	1	47	4.3
C	44	ROB NIEDERMAYER	82	16:38	5	11	16	8-	77	0	0	0	106	4.7
D	5	^RIC JACKMAN	31	13:41	2	10	12	0	20	1	0	1	36	5.6
R	38	*RYAN SHANNON	53	10:38	2	9	11	2-	10	0	0	0	77	2.6
L	45	SHAWN THORNTON	48	8:26	2	7	9	3	88	0	0	0	60	3.3
D	33	JOE DIPENTA	76	12:09	2	6	8	1	48	0	0	1	33	6.1
L	24	^BRAD MAY	24	9:49	0	4	4	1-	21	0	0	0	22	.0
C	13	^MARK HARTIGAN	12	10:46	1	2	3	1	6	1	0	0	15	6.7
D	40	KENT HUSKINS	33	14:04	0	3	3	3-	14	0	0	0	16	.0
G	35	J.S. GIGUERE	56	57:56	0	2	2	0	0	0	0	0	0	.0
R	16	^GEORGE PARROS	34	5:03	1	0	1	3-	102	0	0	0	19	5.3

YEAR-BY-YEAR FINAL STATISTICS

G	29	^SEBASTIEN CARON	2	44:05	0	0	0	0	0	0	0	0	0	0	0	0
G	30	ILYA BRYZGALOV	27	55:52	0	0	0	0	0	0	0	0	0	0	0	0

SW#	GOALTENDER	GPI	MIN	AVG	W	L	OT	EN	SO	GA	SA	SV %	G	A	PIM
29	SEBASTIEN CARON	1	28	2:14	0	0	0	1	0	1	6	.833	0	0	0
35	J.S. GIGUERE	56	3245	2:26	36	10	8	1	4	122	1490	.918	0	2	0
30	ILYA BRYZGALOV	27	1509	2:47	10	8	6	0	1	62	668	.907	0	0	0
31	*MICHAEL WALL	4	202	2:97	2	2	0	1	0	10	81	.877	0	1	0

ANA GOALTENDING TOTALS		82	5010	2.37	48	20	14	3	5	198	2248	.912			
* Rookie ^ Acquired Midseason															

2005-06 FINAL STATISTICS

POS	NO.	PLAYER	GP	TOI	G	A	PTS	+/-	PIM	PP	SH	GW	S	PCTG
R	13	TEEMU SELANNE	80	17:47	40	50	90	28	44	18	0	5	267	15.0
C	19	ANDY MCDONALD	82	16:48	34	51	85	24	32	13	0	7	229	14.8
D	27	SCOTT NIEDERMAYER	82	25:30	13	50	63	8	96	9	0	3	181	7.2
R	15	JOFFREY LUPUL	81	16:37	28	25	53	13-	48	12	2	2	296	9.5
L	38	*CHRIS KUNITZ	69	13:53	19	22	41	16	71	5	1	2	149	12.8
C	44	ROB NIEDERMAYER	76	17:52	15	24	39	5-	89	4	1	2	140	10.7
C	51	*RYAN GETZLAF	57	12:34	14	25	39	6	22	10	0	1	116	12.1
D	23	*FRANCOIS BEAUCHEMIN	72	23:09	8	28	36	2	52	4	0	3	137	5.8
C	22	TODD MARCHANT	79	17:15	9	25	34	2	66	0	0	0	132	6.8
R	17	JONATHAN HEDSTROM	79	16:16	13	14	27	2	48	2	2	5	99	13.1
R	61	*COREY PERRY	56	11:34	13	12	25	1	50	4	0	2	98	13.3
L	29	TODD FEDORUK	76	8:24	4	19	23	6	174	0	0	1	69	5.8
C	26	SAMUEL PAHLSSON	82	16:30	11	10	21	1-	34	0	3	1	116	9.5
D	24	RUSLAN SALEI	78	22:30	1	18	19	17	114	0	0	0	108	.9
L	12	JEFF FRIESEN	51	13:22	4	7	11	15-	32	0	0	1	75	5.3
D	21	SEAN O'DONNELL	78	16:33	2	9	11	6	147	0	0	0	33	6.1
D	33	JOE DIPENTA	72	13:31	2	6	8	8	46	0	0	0	27	7.4
D	5	VITALY VISHNEVSKI	82	16:25	1	7	8	8	91	0	0	0	90	1.1
L	32	TRAVIS MOEN	39	11:02	4	1	5	3-	72	0	0	0	28	14.3
D	6	JASON MARSHALL	23	11:46	0	4	4	2	34	0	0	0	25	.0
G	30	*ILYA BRYZGALOV	31	51:17	0	2	2	0	4	0	0	0	0	.0
G	35	J.S.GIGUERE	60	57:10	0	0	0	0	20	0	0	0	0	.0

SW#	GOALTENDER	GPI	MIN	AVG	W	L	T	EN	SO	GA	SA	SV%	G	A	PIM
30	*ILYA BRYZGALOV	31	1575	2:51	13	12	1	2	1	66	733	.910	0	2	4
35	J.S. GIGUERE	60	3381	2:66	30	15	11	4	2	150	1692	.911	0	0	20
ANA GOALTENDING TOTALS		82	4987	2.67	43	27	12	6	3	222	2431	.909			

* Rookie ^ Acquired Midseason

2003-04 FINAL STATISTICS

POS	NO.	PLAYER	GP	TOI	G	A	PTS	+/-	PIM	PP	SH	GW	GT	S	PCTG
C	91	SERGEI FEDOROV	80	21:04	31	34	65	5-	42	9	2	6	1	268	11.6
L	40	VACLAV PROSPAL	82	18:37	19	35	54	9-	54	7	0	4	1	185	10.3
R	39	PETR SYKORA	81	17:57	23	29	52	9-	34	6	0	2	0	277	8.3
C	20	STEVE RUCCHIN	82	19:46	20	23	43	14-	12	9	1	1	0	148	13.5
C	15	*JOFFREY LUPUL	75	13:36	13	21	34	6-	28	4	0	2	1	137	9.5
C	19	ANDY MCDONALD	79	16:33	9	21	30	13-	24	2	1	1	1	162	5.6
C	44	ROB NIEDERMAYER	55	19:28	12	16	28	6-	34	6	0	2	1	111	10.8
D	28	NICLAS HAVELID	79	22:38	6	20	26	28-	28	5	0	3	0	122	4.9
D	14	MARTIN SKOULA	79	18:22	4	21	25	5	32	1	0	0	1	84	4.8
C	26	SAMUEL PAHLSSON	82	16:51	8	14	22	2-	52	1	0	2	0	134	6.0
L	10	JASON KROG	80	11:58	6	12	18	4-	16	1	0	1	0	111	5.4
L	23	STANISLAV CHISTOV	56	12:19	2	16	18	16-	26	2	0	0	0	70	2.9
D	5	VITALY VISHNEVSKI	73	17:09	6	10	16	0	51	0	0	0	0	86	7.0
D	8	SANDIS OZOLINSH	36	19:56	5	11	16	7-	24	1	0	2	1	58	8.6
D	24	RUSLAN SALEI	82	23:41	4	11	15	1-	110	0	1	2	0	145	2.8
L	27	PETR SCHASTLIVY	65	10:08	4	4	8	4-	18	1	0	2	0	85	4.7
D	3	KEITH CARNEY	69	21:42	2	5	7	5-	42	1	0	0	0	58	3.4
L	38	*CHRIS KUNITZ	21	9:07	0	6	6	1	12	0	0	0	0	31	.0
L	12	MIKE LECLERC	10	15:37	1	3	4	1-	4	0	0	0	0	19	5.3
D	4	LANCE WARD	46	8:40	0	4	4	1-	94	0	0	0	0	26	.0
L	17	*CAM SEVERSON	31	7:21	3	0	3	3-	50	1	0	0	0	24	12.5
L	55	GARRETT BURNETT	39	3:35	1	2	3	0	184	0	0	0	0	24	4.2
C	18	*MIKAEL HOLMQVIST	21	8:23	2	0	2	6-	25	0	0	0	0	18	11.1
C	46	*TONY MARTENSSON	6	6:58	1	1	2	2-	0	0	0	0	0	4	25.0
G	35	J.S. GIGUERE	55	58:22	0	2	2	0	4	0	0	0	0	0	.0
D	41	CHRIS ARMSTRONG	4	12:32	0	1	1	1-	0	0	0	0	0	8	.0
L	22	ALEXEI SMIRNOV	8	7:17	0	1	1	0	2	0	0	0	0	8	.0
G	30	*ILYA BRYZGALOV	1	60:29	0	0	0	0	0	0	0	0	0	0	.0
D	33	*MARK POPOVIC	1	13:48	0	0	0	0	0	0	0	0	0	1	.0
L	48	CASEY HANKINSON	4	6:20	0	0	0	0	4	0	0	0	0	0	.0
R	21	DAN BYLSMA	11	7:04	0	0	0	3-	0	0	0	0	0	6	.0

YEAR-BY-YEAR FINAL STATISTICS

G	29	MARTIN GERBER	32	53:04	0	0	0	0	4	0	0	0	0	0	0	.0
---	----	---------------	----	-------	---	---	---	---	---	---	---	---	---	---	---	----

SW#	GOALTENDER	GPI	MINS	AVG	W	L	T	EN	SO	GA	SA	SV%	G	A	PIM
30	*ILYA BRYZGALOV	1	60	2.00	1	0	0	0	0	2	28	.929	0	0	0
29	MARTIN GERBER	32	1698	2.26	11	12	4	3	2	64	785	.918	0	0	4
35	J.S. GIGUERE	55	3210	2.62	17	31	6	4	3	140	1623	.914	0	2	4
ANA GOALTENDING TOTALS		82	5000	2.56	29	43	10	7	5	213	2443	.913			

* Rookie

2002-03 FINAL STATISTICS

POS	NO.	PLAYER	GP	TOI	G	A	PTS	+/-	PIM	PP	SH	GW	GT	S	PCTG
L	9	PAUL KARIYA	82	20:17	25	56	81	3-	48	11	1	2	1	257	9.7
R	39	PETR SYKORA	82	18:28	34	25	59	7-	24	15	1	5	1	299	11.4
C	20	STEVE RUCCHIN	82	21:05	20	38	58	14-	12	6	1	4	0	194	10.3
C	77	ADAM OATES	67	18:38	9	36	45	1-	16	4	0	2	0	67	13.4
D	8	SANDIS OZOLINSH	82	26:01	12	32	44	6-	56	6	0	3	0	137	8.8
D	28	NICLAS HAVELID	82	22:29	11	22	33	5	30	4	0	5	0	169	6.5
R	32	STEVE THOMAS	81	12:53	14	16	30	10	53	1	0	4	0	118	11.9
L	23	*STANISLAV CHISTOV	79	13:35	12	18	30	4	54	3	0	2	0	114	10.5
L	12	MIKE LECLERC	57	16:56	9	19	28	8-	34	1	0	4	0	122	7.4
L	10	JASON KROG	67	13:47	10	15	25	1	12	0	1	1	0	92	10.9
C	44	ROB NIEDERMAYER	66	17:05	10	12	22	10-	57	3	0	1	0	125	8.0
D	3	KEITH CARNEY	81	22:33	4	18	22	8	65	0	0	1	2	87	4.6
C	19	ANDY MCDONALD	46	18:30	10	11	21	1-	14	3	0	1	0	92	10.9
R	18	PATRIC KJELLBERG	76	15:37	8	11	19	9-	16	2	1	2	0	95	8.4
C	26	SAMUEL PAHLSSON	34	13:19	4	11	15	10	18	0	1	2	0	28	14.3
D	24	RUSLAN SALEI	61	21:53	4	8	12	2	78	0	0	0	0	93	4.3
D	2	FREDRIK OLAUSSON	44	14:26	2	6	8	0	22	2	0	1	0	38	5.3
D	5	VITALY VISHNEVSKI	80	14:10	2	6	8	8-	76	0	1	0	0	65	3.1
C	11	MARC CHOUINARD	70	9:24	3	4	7	9-	40	0	1	0	0	52	5.8
L	22	*ALEXEI SMIRNOV	44	8:49	3	2	5	1-	18	0	0	1	0	46	6.5
D	4	LANCE WARD	65	8:14	3	2	5	6-	121	0	0	1	0	52	5.8
R	21	DAN BYLSMA	39	9:28	1	4	5	1-	12	0	0	0	0	23	4.3
L	25	KEVIN SAWYER	31	6:05	2	1	3	2-	115	0	0	0	0	11	18.2
D	34	*KURT SAUER	80	18:32	1	2	3	23-	74	0	0	0	0	50	2.0
G	29	MARTIN GERBER	22	54:41	0	1	1	0	0	0	0	0	0	0	.0
G	35	J.S. GIGUERE	65	58:04	0	0	0	0	8	0	0	0	0	0	.0

SW#	GOALTENDER	GPI	MINS	AVG	W	L	T	EN	SO	GA	SA	SV%	G	A	PIM
29	MARTIN GERBER	22	1203	1.95	6	11	3	4	1	39	548	.929	0	1	0
35	J.S. GIGUERE	65	3775	2.30	34	22	6	5	8	145	1820	.920	0	0	8
ANA GOALTENDING TOTALS		82	4997	2.32	40	33	9	9	9	193	2377	.919			

* Rookie

2001-02 FINAL STATISTICS

POS	NO.	PLAYER	GP	G	A	PTS	+/-	PIM	PP	SH	GW	GT	SH	S%	SHFT	TOI
L	9	PAUL KARIYA	82	32	25	57	15-	28	11	0	8	1	289	11.1	24.9	22:12
C	17	MATT CULLEN	79	18	30	48	1-	24	3	1	4	0	164	11.0	21.4	17:00
L	12	MIKE LECLERC	82	20	24	44	12-	107	8	0	4	0	178	11.2	21.0	17:22
L	11	JEFF FRIESEN	81	17	26	43	1-	44	1	1	0	0	161	10.6	22.0	17:59
D	10	OLEG TVERDOVSKY	73	6	26	32	0	31	2	0	1	0	147	4.1	25.0	22:50
C	19	*ANDY MCDONALD	53	7	21	28	2	10	2	0	3	0	79	8.9	19.5	15:58
L	13	GERMAN TITOV	66	13	14	27	4	36	1	0	2	0	63	20.6	16.2	12:28
D	33	JASON YORK	74	5	20	25	11-	60	3	0	2	0	104	4.8	23.3	19:19
C	20	STEVE RUCCHIN	38	7	16	23	3-	6	4	0	1	0	57	12.3	24.0	19:17
C	26	SAMUEL PAHLSSON	80	6	14	20	16-	26	1	1	0	0	99	6.1	20.3	16:24
R	18	PATRIC KJELLBERG	77	8	11	19	12-	16	4	0	0	0	88	9.1	20.4	17:04
R	21	DAN BYLSMA	77	8	9	17	5	28	0	1	2	0	72	11.1	15.9	11:36
D	3	KEITH CARNEY	60	5	9	14	14	30	0	0	1	0	66	7.6	26.1	20:46
D	7	PAVEL TRNKA	71	2	11	13	5-	66	1	0	0	0	78	2.6	21.7	17:03
D	24	RUSLAN SALEI	82	4	7	11	10-	97	0	0	1	0	96	4.2	25.6	21:25
C	32	MARC CHOUINARD	45	4	5	9	2	10	0	0	0	0	40	10.0	15.4	10:35
L	27	DENNY LAMBERT	73	2	5	7	1	213	0	0	0	0	51	3.9	10.3	6:59
R	23	SERGEI KRIVOKRASOV	26	2	3	5	2-	36	0	0	1	0	51	3.9	16.5	12:07
D	28	NICLAS HAVELID	52	1	2	3	13-	40	0	0	0	0	45	2.2	21.3	17:00
L	29	*TIMO PARSSINEN	17	0	3	3	0	2	0	0	0	0	16	.0	14.7	11:44
D	5	VITALY VISHNEVSKI	74	0	3	3	10-	60	0	0	0	0	54	.0	22.3	17:35
L	25	KEVIN SAWYER	57	1	1	2	4-	221	0	0	0	0	29	3.4	8.8	5:47
D	36	DREW BANNISTER	1	0	0	0	0	0	0	0	0	0	1	.0	19.0	13:19
D	4	ANTTI-JUSSI NIEMI	1	0	0	0	1-	0	0	0	0	0	0	.0	14.0	9:53
D	30	*ILYA BRYZGALOV	1	0	0	0	0	0	0	0	0	0	0	.0	2.0	32:02
D	37	ARIS BRIMANIS	5	0	0	0	1-	9	0	0	0	0	2	.0	13.4	9:31
G	31	STEVE SHIELDS	33	0	0	0	0	4	0	0	0	0	0	.0	3.4	53:51
G	35	J.S. GIGUERE	53	0	0	0	0	28	0	0	0	0	0	.0	3.8	58:53

YEAR-BY-YEAR FINAL STATISTICS

SW#	GOALTENDER	GPI	MIN	AVG	W-L-T	EN	SO	GA	SA	SV%	G	A	PIM
30	*ILYA BRYZGALOV	1	32	1.88	0-0-0	0	0	1	12	.917	0	0	0
35	J.S. GIGUERE	53	3127	2.13	20-25-6	3	4	111	1384	.920	0	0	28
31	STEVE SHIELDS	33	1777	2.67	9-20-2	4	0	79	850	.907	0	0	4
ANA GOALTENDING TOTALS		82	4976	2.39	29-45-8	7	5	198	2253	.912			

STEVE SHIELDS and J.S. GIGUERE shared a shutout vs. CGY on Dec 8, 2001 * Rookie

2000-01 FINAL STATISTICS

POS	NO.	PLAYER	GP	G	A	PTS	+/-	PIM	PP	SH	GW	GT	SH	S%	SHFT	TOI
L	9	PAUL KARIYA	66	33	34	67	9-20	18	3	3	0	230	14.3	24.8	23:01	
D	10	OLEG TVERDOVSKY	82	14	39	53	11-32	8	0	3	2	188	7.4	28.4	24:24	
L	11	JEFF FRIESEN (SJ)	64	12	24	36	7+56	2	0	1	0	120	10.0			
		(ANA)	15	2	10	12	2-10	2	0	0	0	29	6.9			
		(TOTAL)	79	14	34	48	566	4	0	1	0	149	9.4	25.7	21:27	
L	16	MARTY McINNIS	75	20	22	42	21-40	10	0	1	0	136	14.7	23.5	18:29	
C	17	MATT CULLEN	82	10	30	40	23-38	4	0	1	0	159	6.3	23.5	18:14	
C	15	TONY HRKAC	80	13	25	38	029	0	0	1	0	88	14.8	17.2	13:46	
L	12	MIKE LECLERC	54	15	20	35	1-26	3	0	3	2	130	11.5	22.8	17:35	
C	13	GERMAN TITOV	71	9	11	20	21-61	1	0	0	0	78	11.5	20.5	15:53	
L	18	*PETR TENKRAT	46	5	9	14	11-16	0	0	2	1	79	6.3	16.7	12:48	
D	28	NICLAS HAVELID	47	4	10	14	6-34	2	0	1	0	69	5.8	27.8	21:51	
R	19	JIM CUMMINS	79	5	6	11	11-167	0	0	1	0	45	11.1	10.1	7:14	
D	25	MIKE CROWLEY	39	1	10	11	16-20	0	0	1	0	45	2.2	23.2	17:21	
D	5	VITALY VISHNEVSKI	76	1	10	11	1-99	0	0	0	0	49	2.0	25.5	19:13	
D	27	PASCAL TREPANIER	57	6	4	10	12-73	3	0	0	1	86	7.0	22.2	16:47	
L	21	DAN BYLSMA	82	1	9	10	12-22	0	0	0	0	50	2.0	16.4	11:44	
C	26	*SAMUEL PAHLSSON														
		(BOS)	17	1	1	2	5-6	0	0	0	0	13	7.7			
		(ANA)	59	3	4	7	9-13	1	1	1	0	46	6.5			
		(TOTAL)	76	4	5	9	14-20	1	1	1	0	59	6.8	19.6	14:13	
C	20	STEVE RUCCHIN	16	3	5	8	5-0	2	0	0	0	19	15.8	23.3	18:47	
D	7	PAVEL TRNKA	59	1	7	8	12-42	0	0	0	0	59	1.7	26.8	20:06	
C	32	*MARC CHOQUINARD	44	3	4	7	5-12	0	0	1	0	26	11.5	12.4	7:49	
D	24	RUSLAN SALEI	50	1	5	6	14-70	0	0	0	0	73	1.4	27.0	20:39	
C	22	JONAS RONNQVIST	38	0	4	4	7-14	0	0	0	0	30	.0	14.7	10:37	
C	14	ANTTI AALTO	12	1	1	2	1-2	0	0	0	0	18	5.6	15.3	10:36	
D	40	*ANTTI-JUSSI NIEMI	28	1	1	2	6-22	0	0	0	0	18	5.6	22.6	15:56	
G	35	J.S. GIGUERE	34	0	2	2	08	0	0	0	0	0	.0	3.6	59:44	
C	11	*ANDY McDONALD	16	1	0	1	06	0	0	0	0	21	4.8	15.3	11:10	
L	46	KEVIN SAWYER	9	0	1	1	1-27	0	0	0	0	6	.0	10.1	6:30	
L	37	*BOB WREN	1	0	0	0	1-0	0	0	0	0	0	.0	15.0	11:41	
G	1	*GREGG NAUMENKO	2	0	0	0	02	0	0	0	0	0	.0	2.0	35:03	

SW#	GOALTENDER	GPI	MIN	AVG	W-L-T	EN	SO	GA	SA	SV%	G	A	PIM
35	J.S. GIGUERE	34	2031	2.57	11-17-5	3	4	87	976	.911	0	2	8
30	DOMINIC ROUSSEL	13	653	2.85	2-5-2	2	0	31	295	.895	0	0	0
31	GUY HEBERT	41	2215	3.12	12-23-4	0	2	115	1112	.897	0	0	0
1	*GREGG NAUMENKO	2	70	6.00	0-1-0	0	0	7	29	.759	0	0	2

ANA GOALTENDING TOTALS

82	4995	2.94	25-46-11	5	6	245	2417	.899	0	2	10
-----------	-------------	-------------	-----------------	----------	----------	------------	-------------	-------------	----------	----------	-----------

* Rookie

1999-00 FINAL STATISTICS

POS	NO.	PLAYER	GP	G	A	PTS	+/-	PIM	PP	SH	GW	GT	S	PCTG
LW	9	PAUL KARIYA	74	42	44	86	+22	24	11	3	0	324		13.0
RW	8	TEEMU SELANNE	79	33	52	85	6	12	8	0	6	2	236	14.0
C	20	STEVE RUCCHIN	71	19	38	57	9	16	10	0	2	2	131	14.5
D	10	OLEG TVERDOVSKY	82	15	36	51	5	30	5	0	5	0	153	9.8
C	11	KIP MILLER (PIT)	44	4	15	19	-1	10	0	0	1	0	50	8.0
		(ANA)	30	6	17	23	1	4	2	0	1	0	32	18.8
		(TOTAL)	74	10	32	42	0	14	2	0	2	0	82	12.2
C	17	MATT CULLEN	80	13	26	39	5	24	1	0	1	0	137	9.5
D	2	FREDRIK OLAUSSON	70	15	19	34	-13	28	8	0	1	1	120	12.5
C	22	JORGEN JONSSON (NYI)	68	11	17	28	-6	16	1	2	0	0	95	11.6
		(ANA)	13	1	2	3	-2	0	0	0	1	0	21	4.8
		(TOTAL)	81	12	19	31	-8	16	1	2	1	0	116	10.3
L	21	TED DONATO	81	11	19	30	-3	26	2	0	3	0	138	8.0
L	16	MARTY McINNIS	62	10	18	28	-4	26	2	1	2	0	129	7.8
R	29	LADISLAV KOHN*	77	5	16	21	-17	27	1	0	1	1	123	4.1
L	12	MIKE LECLERC	69	8	11	19	-15	70	0	0	2	0	105	7.6
R	19	JEFF NIELSEN	79	8	10	18	4	14	1	0	0	0	113	7.1
C	14	ANTTI AALTO	63	7	11	18	-13	26	1	0	1	0	102	6.9
D	7	PAVEL TRNKA	57	2	15	17	12	34	0	0	0	1	54	3.7
C	15	TONY HRKAC	67	4	9	13	-3	8	1	0	0	0	39	10.3
D	24	RUSLAN SALEI	71	5	5	10	3	94	1	0	0	0	116	4.3
D	28	NICLAS HAVELID	50	2	7	9	0	20	0	0	2	0	70	2.9
D	5	KEVIN HALLER	67	3	5	8	-8	61	0	0	2	0	50	6.0
RW	33	ED WARD (ATL)	44	5	1	6	-5	44	0	2	0	0	51	9.8
		(ANA)	8	1	0	1	-2	15	0	0	0	0	5	20.0

YEAR-BY-YEAR FINAL STATISTICS

		(TOTAL)	52	6	1	7	-7	59	0	2	0	0	56	10.7
D	27	PASCAL TREPANIER	37	0	4	4	2	54	0	0	0	0	33	0.0
LW	32	STU GRIMSON	50	1	2	3	0	116	0	0	0	0	14	.71
D	23	JASON MARSHALL	55	0	3	3	-10	88	0	0	0	0	41	0.0
D	6	VITALY VISHNEVSKI*	31	1	1	2	0	26	1	0	0	0	17	5.9
G	31	GUY HEBERT	68	0	2	2	0	2	0	0	0	0	0	0.0
LW	18	MAXIM BALMOCHNYKH*	6	0	1	1	2	2	0	0	0	0	6	0.0
LW	26	JEREMY STEVENSON	3	0	0	0	-1	7	0	0	0	0	2	0.0
RW	25	FRANK BANHAM*	3	0	0	0	0	2	0	0	0	0	4	0.0
G	30	DOMINIC ROUSSEL	20	0	0	0	0	6	0	0	0	0	0	0.0
NO.	GOALTENDER		GP	MIN	GAA	W-L-T	EN	SO	GA	SHOTS	SV%	G	A	PIM
31	GUY HEBERT		68	3976	2.51	28-31-9	8	4	166	1805	.908	0	2	2
30	DOMINIC ROUSSEL		20	988	3.16	6-5-3	1	1	52	445	.883	0	0	6
TEAM TOTALS			82	4992	2.73	34-36-12	9	5	227	2259	.900	0	2	8

* Rookie

1998-99 FINAL STATISTICS

POS	NO.	PLAYER	GP	G	A	PTS	+/-	PIM	PP	SH	GW	GT	S	PCTG
RW	8	TEEMU SELANNE	75	47	60	107	18	30	25	0	7	1	281	16.7
LW	9	PAUL KARIYA	82	39	62	101	17	40	11	2	4	0	429	9.1
C	20	STEVE RUCCHIN	69	23	39	62	11	22	5	1	5	1	145	15.9
D	2	FREDRIK OLAUSSON	74	16	40	56	17	30	10	0	2	0	121	13.2
LW	16	MARTY MCINNIS (CGY)	6	1	1	2	-1	6	0	0	0	0	7	14.3
		(ANA)	75	18	34	52	-14	36	11	1	5	0	139	12.9
		(TOTAL)	81	19	35	54	-15	42	11	1	5	0	146	13.0
RW	17	TOMAS SANDSTROM	58	15	17	32	-5	42	7	0	2	0	107	14.0
C	39	TRAVIS GREEN	79	13	17	30	-7	81	3	1	2	0	165	7.9
C	11	MATT CULLEN	75	11	14	25	-12	47	5	1	1	1	112	9.8
D	24	RUSLAN SALEI	74	2	14	16	1	65	1	0	0	0	123	1.6
C	18	TED DRURY	75	5	6	11	2	83	0	0	0	0	79	6.3
LW	33	JIM MCKENZIE	73	5	4	9	-18	99	1	0	1	0	59	8.5
RW	19	JEFF NIELSEN	80	5	4	9	-12	34	0	0	2	0	94	5.3
C	22	JOHAN DAVIDSSON*	64	3	5	8	-9	14	1	0	1	0	48	6.3
C	14	ANTTI AALTO*	73	3	5	8	-12	24	2	0	0	0	61	4.9
D	23	JASON MARSHALL	72	1	7	8	-5	142	0	0	0	0	63	1.6
D	5	KEVIN HALLER	82	1	6	7	-1	122	0	0	0	0	64	1.6
D	27	PASCAL TREPANIER*	45	2	4	6	0	48	0	0	1	0	49	4.1
D	25	MIKE CROWLEY*	20	2	3	5	-10	16	1	0	1	0	41	4.9
D	7	PAVEL TRNKA	63	0	4	4	-6	60	0	0	0	0	50	0
LW	32	STU GRIMSON	73	3	0	3	0	158	0	0	1	0	10	30.0
D	4	JAMIE PUSHOR	70	1	2	3	-20	112	0	0	0	0	75	1.3
D	21	SCOTT FERGUSON*	2	0	1	1	0	0	0	0	0	0	1	0
G	31	GUY HEBERT	69	0	1	1	0	0	0	0	0	0	0	.0
C	10	JOSEF MARHA	10	0	1	1	-4	0	0	0	0	0	13	.0
D	34	DANIEL TREBIL	6	0	0	0	-2	0	0	0	0	0	1	.0
LW	12	MIKE LECLERC*	7	0	0	0	-2	4	0	0	0	0	1	.0
G	30	DOMINIC ROUSSEL	18	0	0	0	0	0	0	0	0	0	0	.0
NO.	GOALTENDER		GP	MIN	GAA	W-L-T	EN	SO	GA	SHOTS	SV%	G	A	PIM
31	GUY HEBERT		69	4083	2.42	31-29-9	3	6	165	2114	.922	0	1	0
30	DOMINIC ROUSSEL		18	884	2.51	4-5-4	1	1	37	478	.923	0	0	0
TEAM TOTALS			82	4990	2.48	35-34-13	4	7	206	2596	.921	0	1	0

* Rookie

1997-98 FINAL STATISTICS

POS	NO.	PLAYER	GP	G	A	PTS	+/-	PIM	PP	SH	GW	GT	S	PCTG
RW	8	TEEMU SELANNE	73	52	34	86	12	30	10	1	10	3	268	19.4
C	20	STEVE RUCCHIN	72	17	36	53	8	13	8	1	3	0	131	13.0
C	39	TRAVIS GREEN (NYI)	54	14	12	26	-19	66	8	0	2	1	99	14.1
		(ANA)	22	5	11	16	-10	16	1	0	0	1	4	11.9
		(TOTAL)	76	19	23	42	-29	82	9	0	2	2	141	13.5
D	15	DMITRI MIRONOV	66	6	30	36	-7	115	2	0	1	0	142	4.2
RW	48	SCOTT YOUNG	73	13	20	33	-13	22	4	2	1	0	187	7.0
LW	9	PAUL KARIYA	22	17	14	31	12	23	3	0	2	1	103	16.5
C	45	MATT CULLEN*	61	6	21	27	-4	23	2	0	0	0	75	8.0
C	10	SEAN PRONGER	62	5	15	20	-9	30	1	0	2	0	68	7.4
RW	14	JOE SACCO	55	8	11	19	-1	24	0	2	2	0	90	8.9
C	10	JOSEF MARHA* (COL)	11	2	5	7	0	4	0	0	0	0	10	20.0
		(ANA)	12	7	4	11	4	0	3	0	0	0	21	33.3
		(TOTAL)	23	9	9	18	4	4	3	0	0	0	31	29.0
D	36	J.J. DAIGNEAULT	53	2	15	17	-10	28	1	0	1	0	74	2.7
RW	17	TOMAS SANDSTROM	77	9	8	17	-25	64	2	1	0	1	136	6.6
C	13	TED DRURY	73	6	10	16	-10	82	0	1	0	0	110	5.5
D	24	RUSLAN SALEI	66	5	10	15	7	70	1	0	0	1	104	4.8
D	33	DAVID KARPA	78	1	11	12	-3	217	0	0	0	0	64	1.6
RW	29	FRANK BANHAM*	21	9	2	11	-6	12	1	0	0	2	43	20.9

YEAR-BY-YEAR FINAL STATISTICS

C	12	KEVIN TODD	27	4	7	11	-5	12	3	0	1	0	30	13.3
LW	16	WARREN RYCHEL	63	5	6	11	-10	198	1	0	0	0	62	8.1
RW	19	JEFF NIELSEN*	32	4	5	9	-1	16	0	0	0	0	36	11.1
C	18	MARK JANSSENS	55	4	5	9	-22	116	0	0	1	0	43	9.3
D	23	JASON MARSHALL	72	3	6	9	-8	189	1	0	0	0	68	4.4
D	4	JAMIE PUSHOR (DET)	54	2	5	7	2	71	0	0	0	0	43	4.7
		(ANA)	10	0	2	2	1	10	0	0	0	0	8	.0
		(TOTAL)	64	2	7	9	3	81	0	0	0	0	51	3.9
LW	40	JEREMY STEVENSON*	45	3	5	8	-4	101	0	0	1	0	43	7.0
D	5	DREW BANNISTER												
		(EDM)	34	0	2	2	-7	42	0	0	0	0	27	.0
		(ANA)	27	0	6	6	-2	47	0	0	0	0	23	.0
		(TOTAL)	61	0	8	8	-9	89	0	0	0	0	50	.0
D	7	PAVEL TRNKA*	48	3	4	7	-4	40	1	0	0	1	46	6.5
D	6	DOUG HOUDA (NYI)	31	1	2	3	-6	47	0	0	0	0	15	6.7
		(ANA)	24	1	2	3	-5	52	0	1	0	0	9	11.1
		(TOTAL)	55	2	4	6	-11	99	0	1	0	0	24	8.3
D	38	MIKE CROWLEY*	8	2	2	4	0	8	0	0	1	0	17	11.8
RW	46	J.F. JOMPHE	9	1	3	4	1	8	0	0	0	0	8	12.5
D	29	DARREN VAN IMPE	19	1	3	4	-10	4	0	0	0	0	21	4.8
RW	22	BRENT SEVERYN	37	1	3	4	-3	133	0	0	0	0	27	3.7
C	21	ESPEN KNUTSEN*	19	3	0	3	-10	6	1	0	0	1	21	14.3
RW	52	PETER LeBOUITILLIER*	12	1	1	2	-1	55	0	0	0	0	6	16.7
C	32	RICHARD PARK	15	0	2	2	-3	8	0	0	0	0	14	.0
LW	11	SHAWN ANTOSKI	9	1	0	1	1	18	0	0	0	0	6	16.7
D	34	DAN TREBIL	21	0	1	1	-8	2	0	0	0	0	11	.0
D	2	BOBBY DOLLAS	22	0	1	1	-12	27	0	0	0	0	11	.0
G	35	MIKHAIL SHTALENKOV	40	0	1	1	0	0	0	0	0	0	0	.0
G	31	GUY HEBERT	46	0	1	1	0	4	0	0	0	0	0	.0
LW	42	BARRY NIECKAR	1	0	0	0	0	2	0	0	0	0	0	.0
RW	36	TONY TUZZOLINO*	1	0	0	0	-2	2	0	0	0	0	0	.0
D	37	MARC MORO*	1	0	0	0	0	0	0	0	0	0	0	.0
LW	50	BOB WREN*	3	0	0	0	0	0	0	0	0	0	4	.0
C	44	ANTTI AALTO*	3	0	0	0	-1	0	0	0	0	0	1	.0
G	67	TOM ASKEY*	7	0	0	0	0	0	0	0	0	0	0	.0
LW	27	MIKE LECLERC*	7	0	0	0	-6	6	0	0	0	0	11	.0

NO.	GOALTENDER	GP	MIN	GAA	W-L-T	EN	SO	GA	SHOTS	SV%	G	A	PIM
67	TOM ASKEY*	7	273	2.64	0-1-2	2	0	12	113	.894	0	0	0
31	GUY HEBERT	46	2660	2.93	13-24-6	4	3	130	1339	.903	0	1	4
35	M. SHTALENKOV	40	2049	3.22	13-18-5	3	1	110	1031	.893	0	1	0
TEAM TOTALS		82	5007	3.13	26-43-13	9	4	261	2492	.895	0	2	4

* Rookie

1996-97 FINAL STATISTICS

POS	NO.	PLAYER	GP	G	A	PTS	+/-	PIM	PP	SH	GW	GT	S	PCTG
RW	8	TEEMU SELANNE	78	51	58	109	28	34	11	1	8	2	273	18.7
LW	9	PAUL KARIYA	69	44	55	99	36	6	15	3	10	0	340	12.9
C	20	STEVE RUCCHIN	79	19	48	67	26	24	6	1	2	1	153	12.4
D	15	DIMITRI MIRONOV (PIT)	15	1	5	6	-4	24	0	0	1	0	19	5.3
		(ANA)	62	12	34	46	20	77	3	1	1	0	158	7.6
		(TOTAL)	77	13	39	52	16	101	3	1	2	0	177	7.3
C	17	JARI KURRI	82	13	22	35	-13	12	3	0	3	0	109	11.9
LW	23	BRIAN BELLOWES (TB)	7	1	2	3	-4	0	0	0	0	0	17	5.9
		(ANA)	62	15	13	28	-11	22	8	0	1	0	151	9.9
		(TOTAL)	69	16	15	31	-15	22	8	0	1	0	168	9.5
C	12	KEVIN TODD	65	9	21	30	-7	44	0	0	1	0	95	9.5
RW	14	JOE SACCO	77	12	17	29	1	35	1	1	2	0	131	9.2
D	36	J.J. DAIGNEAULT (PIT)	53	3	14	17	-5	36	0	0	1	0	49	6.1
		(ANA)	13	2	9	11	5	22	0	0	0	0	13	15.4
		(TOTAL)	66	5	23	28	0	58	0	0	1	0	62	8.1
D	29	DARREN VAN IMPE*	74	4	19	23	3	90	2	0	0	0	107	3.7
RW	46	JEAN-FRANCOIS JOMPHE	64	7	14	21	-9	53	0	1	0	0	81	8.6
C	13	TED DRURY	73	9	9	18	-9	54	1	0	2	1	114	7.9
D	2	BOBBY DOLLAS	79	4	14	18	17	55	1	0	1	1	96	4.2
LW	16	WARREN RYCHEL	70	10	7	17	6	218	1	1	1	0	59	16.9
C	54	SEAN PRONGER*	39	7	7	14	6	20	1	0	1	1	43	16.3
LW	18	GARRY VALK	53	7	7	14	-2	53	0	0	1	0	68	10.3
D	33	DAVE KARPA	69	2	11	13	11	210	0	0	1	0	90	2.2
RW	10	ROMAN OKSIUTA	28	6	7	13	-12	22	2	0	0	1	48	12.5
LW	22	KEN BAUMGARTNER	67	0	11	11	0	182	0	0	0	0	20	.0
D	4	FREDRIK OLAUSSON	20	2	9	11	-5	8	1	0	0	0	35	5.7
D	28	JASON MARSHALL	73	1	9	10	6	140	0	0	0	0	34	2.9
C	24	MARK JANSSENS (HFD)	54	2	4	6	-10	90	0	0	0	0	30	6.7
		(ANA)	12	0	2	2	-3	47	0	0	0	0	9	.0
		(TOTAL)	66	2	6	8	-13	137	0	0	0	0	39	5.1
C	32	ALEX HICKS	18	2	6	8	1	14	0	0	0	0	21	9.5

YEAR-BY-YEAR FINAL STATISTICS

D	34	DAN TREBIL*	29	3	3	6	5	23	0	0	0	0	30	10.0
* Rookie														
LW	27	MIKE LECLERC*	5	1	1	2	2	0	0	0	1	0	3	33.3
C	32	RICHARD PARK (PIT)	1	0	0	0	-1	0	0	0	0	0	1	.0
		(ANA)	11	1	1	2	0	10	0	0	0	0	9	11.1
		(TOTAL)	12	1	1	2	-1	10	0	0	0	0	10	10.0
RW	11	VALERI KARPOV	9	1	0	1	-2	16	0	0	0	0	4	25.0
RW	52	PETER LEBOUTILLIER*	23	1	0	1	0	121	0	0	0	0	5	20.0
D	26	NIKOLAI TSULYGIN*	22	0	1	1	-5	8	0	0	0	0	10	.0
D	5	RUSLAN SALEI*	30	0	1	1	-8	37	0	0	0	0	14	.0
G	31	GUY HEBERT	67	0	1	1	0	4	0	0	0	0	0	.0
LW	19	SHAWN ANTOSKI (PIT)	13	0	0	0	0	49	0	0	0	0	3	.0
		(ANA)	2	0	0	0	1	2	0	0	0	0	0	.0
		(TOTAL)	15	0	0	0	1	51	0	0	0	0	3	.0
LW	40	JEREMY STEVENSON*	5	0	0	0	-1	14	0	0	0	0	1	.0
LW	42	BARRY NIECKAR	2	0	0	0	0	5	0	0	0	0	0	.0
RW	39	FRANK BANHAM*	3	0	0	0	-2	0	0	0	0	0	1	.0
RW	51	CRAIG REICHERT*	3	0	0	0	-2	0	0	0	0	0	3	.0
D	25	ADRIAN PLAVSIC	6	0	0	0	-5	2	0	0	0	0	3	.0
G	35	MIKHAIL SHTALENKOV	24	0	0	0	0	4	0	0	0	0	0	.0
G	1	MICHAEL O'NEILL	1	0	0	0	0	0	0	0	0	0	0	.0

NO.	GOALTENDER	GP	MIN	GAA	W-L-T	EN	SO	GA	SHOTS	SV%	G	A	PIM
31	GUY HEBERT	67	3863	2.67	29-25-12	2	4	172	2133	.919	0	1	4
35	M. SHTALENKOV	24	1079	2.89	7-8-1	4	2	52	539	.904	0	0	4
1	MICHAEL O'NEILL	1	31	5.81	0-0-0	0	0	3	10	.700	0	0	0
TOTALS		82	4994	2.80	36-33-13	6	6	233	2688	.913	0	1	8
* Rookie													

1995-96 FINAL STATISTICS

POS	NO.	PLAYER	GP	G	A	PTS	+/-	PIM	PP	SH	GW	GT	S	PCTG
LW	9	PAUL KARIYA	82	50	58	108	9	20	20	3	9	0	349	14.3
RW	8	TEEMU SELANNE (WPG)	51	24	48	72	3	18	6	1	4	0	163	14.7
		(ANA)	28	16	20	36	2	4	3	0	1	0	104	15.4
		(TOTAL)	79	40	68	108	5	22	9	1	5	0	267	15.0
RW	28	ROMAN OKSIUTA (VAN)	56	16	23	39	2	42	5	0	1	0	92	17.4
		(ANA)	14	7	5	12	2	18	6	0	0	0	27	25.9
		(TOTAL)	70	23	28	51	4	60	11	0	1	0	119	19.3
C	20	STEVE RUCCHIN	64	19	25	44	3	12	8	1	4	0	113	16.8
LW	25	TODD KRYGIER	60	9	28	37	-9	70	2	1	0	1	153	5.9
C	26	MIKE SILLINGER	62	13	21	34	-20	32	7	0	2	0	143	9.1
D	2	BOBBY DOLLAS	82	8	22	30	9	64	0	1	1	0	117	6.8
RW	14	JOE SACCO	76	13	14	27	1	40	1	2	2	1	132	9.8
C	93	ANATOLI SEMENOV (PHI)	44	3	13	16	3	14	0	0	2	0	55	5.5
		(ANA)	12	1	9	10	-4	10	0	0	0	0	24	4.2
		(TOTAL)	56	4	22	26	-1	24	0	0	2	0	79	5.1
C	22	SHAUN VAN ALLEN	49	8	17	25	13	41	0	0	2	0	78	10.3
LW	18	GARRY VALK	79	12	12	24	8	125	1	1	2	0	108	11.1
D	3	JASON YORK	79	3	21	24	-7	88	0	0	0	0	106	2.8
D	4	FREDRIK OLAUSSON												
		(EDM)	20	0	6	6	-14	14	0	0	0	0	20	.0
		(ANA)	36	2	16	18	7	24	1	0	0	0	63	3.2
		(TOTAL)	56	2	22	24	-7	38	1	0	0	0	83	2.4
D	10	OLEG TVERDOVSKY	51	7	15	22	0	35	2	0	0	0	84	8.3
C	32	ALEX HICKS	64	10	11	21	11	37	0	0	2	1	83	12.0
D	17	DAVE KARPA	72	3	16	19	-3	270	0	1	1	0	62	4.8
RW	21	PATRIK CARNBAC	34	6	12	18	3	34	1	0	0	0	54	11.1
LW	11	VALERI KARPOV	37	9	8	17	-1	10	0	0	1	0	42	21.4
RW	16	PETER DOURIS	31	8	7	15	-3	9	2	0	3	0	45	17.8
LW	12	DAVID SACCO*	23	4	10	14	1	18	2	0	0	0	26	15.4
RW	46	J.F. JOMPHE*	31	2	12	14	7	39	2	0	0	0	46	4.3
C	19	BOB CORKUM	48	5	7	12	0	26	0	0	1	0	88	5.7
C	8	CHAD KILGER*	45	5	7	12	-2	22	0	0	1	0	38	13.2
LW	42	DENNY LAMBERT*	33	0	8	8	-2	55	0	0	0	0	28	.0
RW	36	TODD EWEN	53	4	3	7	-5	285	0	0	1	0	52	7.7
LW	24	KEN BAUMGARTNER												
		(TOR)	60	2	3	5	-5	152	0	0	1	0	27	7.4
		(ANA)	12	0	1	1	0	41	0	0	0	0	5	.0
		(TOTAL)	72	2	4	6	-5	193	0	0	1	0	32	6.3
C	21	JIM CAMPBELL*	16	2	3	5	0	36	1	0	0	0	25	8.0
D	7	MILOS HOLAN	16	2	2	4	-12	24	0	0	0	0	47	4.3
D	29	RANDY LADOUCEUR	63	1	3	4	5	47	0	0	0	0	48	2.1
D	5	ROBERT DIRK	44	1	2	3	8	42	0	0	0	0	20	5.0
D	48	DARREN VAN IMPE*	16	1	2	3	8	14	0	0	1	0	13	7.7
RW	24	STEVEN KING	7	2	0	2	-1	15	1	0	1	0	5	40.0
G	35	M. SHTALENKOV	30	0	2	2	0	2	0	0	0	0	0	.0

YEAR-BY-YEAR FINAL STATISTICS

C	15	VIACHESLAV BUTSAYEV	7	1	0	1	-4	0	0	0	0	0	9	11.1
RW	28	DWAYNE NORRIS*	3	0	1	1	0	2	0	0	0	0	3	.6
LW	40	JEREMY STEVENSON*	3	0	1	1	1	12	0	0	0	0	1	.0
C	54	SEAN PRONGER*	7	0	1	1	0	6	0	0	0	0	3	.0
D	23	JASON MARSHALL*	24	0	1	1	3	42	0	0	0	0	9	.0
C	27	JOHN LILLEY	1	0	0	0	-1	0	0	0	0	0	0	.0
D	6	DON MCSWEEN	4	0	0	0	0	4	0	0	0	0	1	.0
D	44	OLEG MIKULCHIK	8	0	0	0	-2	4	0	0	0	0	0	.0
G	31	GUY HEBERT	59	0	0	0	0	6	0	0	0	0	0	.0

NO.	GOALTENDER	GP	MIN	GAA	W-L-T	EN	SO	GA	SHOTS	SV%	G	A	PIM
31	GUY HEBERT	59	3326	2.83	28-23-5	3	4	157	1820	.914	0	0	6
35	M. SHTALENKOV	30	1637	3.12	7-16-3	2	0	85	814	.896	0	2	2
TOTALS		82	4982	2.97	35-39-8	5	4	247	2639	.906	0	2	8

* Rookie

1994-95 FINAL STATISTICS

POS	NO.	PLAYER	GP	G	A	PTS	+/-	PIM	PP	SH	GW	GT	S	PCTG
LW	9	PAUL KARIYA*	47	18	21	39	-17	4	7	1	3	1	134	13.4
C	22	SHAUN VAN ALLEN	45	8	21	29	-4	32	1	1	1	0	68	11.8
C	47	STEPHAN LEBEAU	38	8	16	24	6	12	1	0	2	0	70	11.4
LW	25	TODD KRYGIER	35	11	11	22	1	10	1	0	1	0	90	12.2
RW	16	PETER DOURIS	46	10	11	21	4	12	0	0	4	0	69	14.5
RW	21	PATRIK CARINBACK	41	6	15	21	-8	32	0	0	0	0	58	10.3
D	2	BOBBY DOLLAS	45	7	13	20	-3	12	3	1	1	0	70	10.0
C	19	BOB CORKUM	44	10	9	19	-7	25	0	0	1	1	100	10.0
RW	14	JOE SACCO	41	10	8	18	-8	23	2	0	0	0	77	13.0
C	20	STEVE RUCCHIN*	43	6	11	17	7	23	0	0	1	0	59	10.2
RW	26	MIKE SILLINGER (DET)	13	2	6	8	3	2	0	0	0	0	11	10.0
		(ANA)	15	2	5	7	1	6	2	0	0	0	28	.71
		(TOTAL)	28	4	11	15	4	8	2	0	0	0	39	10.3
D	10	OLEG TVERDOVSKY*	36	3	9	12	-6	14	1	1	0	0	26	11.5
LW	11	VALERI KARPOV*	30	4	7	11	-4	6	0	0	0	0	48	8.3
D	3	JASON YORK* (DET)	10	1	2	3	0	2	0	0	0	0	6	16.7
		(ANA)	15	0	8	8	4	12	0	0	0	0	22	.0
		(TOTAL)	25	1	10	11	4	14	0	0	0	0	28	3.6
D	7	MILOS HOLAN*	25	2	8	10	4	14	1	0	1	0	93	2.2
LW	18	GARRY VALK	36	3	6	9	-4	34	0	0	0	0	53	5.7
D	24	TOM KURVERS	22	4	3	7	-13	6	1	0	1	0	44	9.1
C	19	ANATOLI SEMENOV	15	3	4	7	-10	4	2	0	0	0	33	9.1
D	29	RANDY LADOUCEUR	44	2	4	6	2	36	0	0	0	0	42	4.8
D	15	DAVE KARPA (QUE)	2	0	0	0	-1	0	0	0	0	0	1	.0
		(ANA)	26	1	5	6	0	91	0	0	0	0	32	3.1
		(TOTAL)	28	1	5	6	-1	91	0	0	0	0	33	3.0
C	27	JOHN LILLEY*	9	2	2	4	2	5	1	0	0	0	10	20.0
D	4	DAVID WILLIAMS	21	2	2	4	-5	26	0	0	0	1	30	6.7
LW	42	DENNY LAMBERT*	13	1	3	4	3	4	0	0	0	0	14	.71
D	5	ROBERT DIRK	38	1	3	4	-3	56	0	0	0	0	15	6.7
LW	8	TIM SWEENEY	13	1	1	2	-3	2	0	0	0	0	11	9.1
LW	12	DAVID SACCO*	8	0	2	2	-3	0	0	0	0	0	5	.0
D	3	MARK FERNER	14	0	1	1	-4	6	0	0	0	0	15	.0
LW	32	STU GRIMSON	31	0	1	1	-7	110	0	0	0	0	14	.0
D	48	DARREN VAN IMPE*	1	0	1	1	0	4	0	0	0	0	0	.0
D	23	JASON MARSHALL*	1	0	0	0	-2	0	0	0	0	0	1	.0
D	6	DON MCSWEEN	2	0	0	0	0	0	0	0	0	0	1	.0
G	35	M. SHTALENKOV	18	0	0	0	0	2	0	0	0	0	0	.0
RW	36	TODD EWEN	24	0	0	0	-2	93	0	0	0	0	14	.0
G	31	GUY HEBERT	39	0	0	0	0	2	0	0	0	0	0	.0

NO.	GOALTENDER	GP	MIN	GAA	W-L-T	EN	SO	GA	SHOTS	SV%	G	A	PIM
31	GUY HEBERT	39	2092	3.13	12-20-4	4	2	109	1132	.904	0	0	2
35	M. SHTALENKOV	18	810	3.63	4-7-1	2	0	49	448	.891	0	0	2

* Rookie

1993-94 FINAL STATISTICS

POS	NO.	PLAYER	GP	G	A	PTS	+/-	PIM	PP	SH	GW	GT	S	PCTG
R	25	TERRY YAKE	82	21	31	52	2	44	5	0	2	0	188	11.2
C	20	BOB CORKUM	76	23	28	51	4	18	3	3	0	1	180	12.8
L	18	GARRY VALK	78	18	27	45	8	100	4	1	5	0	165	10.9
L	8	TIM SWEENEY	78	16	27	43	3	49	6	1	2	0	114	14.0
D	23	BILL HOULDER	80	14	25	39	-18	40	3	0	3	0	187	7.5
R	14	JOE SACCO	84	19	18	37	-11	61	3	1	2	1	206	9.2
L	16	PETER DOURIS	74	12	22	34	-5	21	1	0	1	0	142	8.5
C	22	SHAUN VAN ALLEN	80	8	25	33	0	64	2	2	1	0	104	7.7

YEAR-BY-YEAR FINAL STATISTICS

C	19	ANATOLI SEMENOV	49	11	19	30	-4	12	4	0	2	0	103	10.7
D	6	SEAN HILL	68	7	20	27	-12	78	2	1	1	0	165	4.2
C	47	STEPHAN LEBEAU (MTL)	34	9	7	16	1	8	4	0	2	1	61	14.8
		(ANA)	22	6	4	10	-5	14	2	0	1	0	37	16.2
		(TOTAL)	56	15	11	26	4	22	6	0	3	1	98	15.3
C	21	PATRIK CARNBACK*	73	12	11	23	-8	54	3	0	2	0	81	14.8
D	2	BOBBY DOLLAS	77	9	11	20	20	55	1	0	1	0	121	7.4
D	4	DAVID WILLIAMS	56	5	15	20	8	42	2	0	0	0	74	6.8
L	24	TROY LONEY	62	13	6	19	-5	88	6	0	1	0	93	14.0
R	36	TODD EWEN	76	9	9	18	-7	272	0	0	2	0	59	15.3
D	39	DON MCSWEEN*	32	3	9	12	4	39	1	0	2	0	43	7.0
R	17	STEVEN KING	36	8	3	11	-7	44	3	0	1	0	50	16.0
D	29	RANDY LADOUCEUR	81	1	9	10	7	74	0	0	0	0	66	1.5
C	10	JARROD SKALDE*	20	5	4	9	-3	10	2	0	2	0	25	20.0
D	3	MARK FERNER	50	3	5	8	-16	30	0	0	0	0	44	6.8
R	48	JOHN LILLEY*	13	1	6	7	1	8	0	0	1	0	20	5.0
L	32	STU GRIMSON	77	1	5	6	-6	199	0	0	0	0	34	2.9
D	44	MYLES O'CONNOR	5	0	1	1	0	6	0	0	0	0	7	.0
C	26	ROBIN BAWA	12	0	1	1	-3	7	0	0	0	0	1	.0
C	45	SCOTT MCKAY*	1	0	0	0	0	0	0	0	0	0	1	.0
L	27	LONNIE LOACH	3	0	0	0	-2	2	0	0	0	0	8	.0
D	34	ANATOLI FEDOTOV*	3	0	0	0	-1	0	0	0	0	0	1	.0
L	43	MAXIM BETS*	3	0	0	0	-3	0	0	0	0	0	1	.0
R	33	JIM THOMSON	6	0	0	0	0	5	0	0	0	0	1	.0
G	35	MIKHAIL SHTALENKOV	10	0	0	0	0	0	0	0	0	0	0	.0
G	1	RON TUGNUTT	28	0	0	0	0	2	0	0	0	0	0	.0
G	31	GUY HEBERT	52	0	0	0	0	2	0	0	0	0	0	.0

NO.	GOALTENDER	GP	MIN	GAA	W-L-T	EN	SO	GA	SHOTS	SV%	G	A	PIM
35	MIKHAIL SHTALENKOV*	10	543	2.65	3-4-1	1	0	24	265	.909	0	0	0
31	GUY HEBERT	52	2991	2.83	20-27-3	5	2	141	1513	.907	0	0	2
1	RON TUGNUTT	28	1520	3.00	10-15-1	4	1	76	828	.908	0	0	2
TOTALS		84	5079	2.97	33-46-5	10	3	251	2616	.904	0	0	4

* Rookie

DUCKS YEAR-BY-YEAR FINISH

SEASON	RECORD	PGTG.	GF	GA	STANDINGS	POWER PLAY	PENALTY KILL	GAA	HOME	ROAD	OT
1993-94	33-46-5, 71 PTS.	.423	229	261	4TH PAC./9TH WEST	54-376 (14.4)	67-388 (82.7)	2.97	14-26-2	19-20-3	2-5-5
1994-95	16-27-8, 37 PTS.	.385	125	164	6TH PAC./12TH WEST	23-202 (11.4)	47-193 (75.6)	3.38	11-9-4	5-18-1	2-0-5
1995-96	35-39-8, 78 PTS.	.476	234	247	4TH PAC./7-8TH WEST	60-426 (14.1)	81-423 (80.9)	2.97	22-15-4	13-24-6	6-2-8
1996-97	36-33-13, 85 PTS.	.518	245	233	2ND PAC./4TH WEST	56-333 (16.8)	62-336 (81.5)	2.80	23-12-6	13-21-7	3-0-13
1997-98	26-43-13, 65 PTS.	.396	205	261	6TH PAC./12TH WEST	46-392 (11.7)	72-396 (81.8)	3.13	12-23-6	14-20-7	3-4-13
1998-99	35-34-13, 83 PTS.	.506	215	206	3RD PAC./ 6TH WEST	63-378 (22.0)	60-387 (84.5)	2.48	21-14-6	14-20-7	1-3-13
1999-00	34-33-12-3, 83 PTS.	.506	217	227	5TH PAC./9TH WEST	55-332 (16.6)	62-296 (79.1)	2.73	19-13-7-2	15-20-5-1	3-3-12
2000-01	25-41-11-5, 66 PTS.	.402	188	245	5TH PAC./15TH WEST	66-373 (17.7)	71-390 (88.1)	2.94	15-20-4-2	10-21-7-3	4-5-11
2001-02	29-42-8-3, 69 PTS.	.421	175	198	5TH PAC./13TH WEST	43-373 (11.5)	46-330 (86.1)	2.39	15-19-5-2	14-23-3-1	3-3-8
2002-03	40-27-9-6, 95 PTS.	.579	203	193	2ND PAC./7TH WEST	56-348 (16.1)	42-333 (87.3)	2.35	22-10-7-2	18-17-2-4	6-6-9
2003-04	29-35-10-8, 76 PTS.	.463	184	213	4TH PAC./12TH WEST	56-310 (18.1)	54-353 (84.7)	2.60	19-11-7-4	10-24-3-4	4-8-10
2005-06	43-27-12, 96 PTS.	.598	251*	222*	3RD PAC./6TH WEST	87-480 (18.1)	84-510 (83.5)	2.67	26-10-5	17-17-7	6-5-7
2006-07	48-20-14, 110 PTS.	.689	254*	198*	1ST PAC./2ND WEST	89-398 (22.4)	61-410 (85.1)	2.37	26-6-9	22-14-5	9-4-10
2007-08	47-27-18, 102 PTS.	.622	197*	184*	2ND PAC./4TH WEST	60-361 (16.6)	69-408 (83.1)	2.24	28-9-4	19-18-4	12-1-7
2008-09	42-33-7, 91 PTS.	.562	238*	235*	2ND PAC./6TH WEST	73-309 (23.6)	78-385 (79.7)	2.87	20-18-3	22-15-4	12-4-3
2009-10	39-32-11, 89 PTS.	.543	233*	243*	4TH PAC./11TH WEST	63-300 (21.0)	67-324 (79.3)	2.96	25-11-5	14-21-6	8-3-8
2010-11	47-30-5, 99 PTS.	.603	235*	233*	2ND PAC./4TH WEST	67-285 (23.5)	57-305 (81.3)	2.84	26-12-3	21-17-3	13-3-2
2011-12	34-36-12, 80 PTS.	.488	201*	224*	5TH PAC./13TH WEST	45-271 (16.6)	51-283 (82.0)	2.73	21-18-2	13-18-10	5-5-7
2012-13	30-12-6, 66 PTS.	.688	134*	115*	1ST PAC./2ND WEST	29-135 (21.5)	30-162 (81.5)	2.40	16-7-1	14-5-5	7-3-3
2013-14	54-20-8, 116 PTS.	.707	263*	203*	1ST PAC./1ST WEST	44-275 (16.0)	48-270 (82.2)	2.48	29-8-4	25-12-4	10-2-6
2014-15	51-24-13, 109 PTS.	.665	228*	221*	1ST PAC./1ST WEST	37-235 (15.7)	52-274 (81.0)	2.70	26-12-3	25-12-4	16-2-5
2015-16	46-25-11, 103 PTS.	.628	215*	188*	1ST PAC./2ND WEST	56-242 (23.1)	37-290 (87.2)	2.29	25-10-6	21-15-5	7-7-4
2016-17	46-23-13, 105 PTS.	.640	220*	197*	1ST PAC./3RD WEST	47-251 (18.7)	43-281 (84.7)	2.40	29-8-4	17-15-9	6-10-3
2017-18	44-25-13, 101 PTS.	.616	231*	209*	2ND PAC./5TH WEST	38-214 (17.8)	46-274 (83.2)	2.55	26-10-5	18-15-8	9-6-7
2018-19	35-37-10, 80 PTS.	.494	196*	248*	6TH PAC./13TH WEST	36-212 (18.7)	55-271 (79.1)	3.02	19-14-8	16-23-2	8-7-3
2019-20	29-33-9, 67 PTS.	.472	182*	225*	6TH PAC./13TH WEST	27-184 (14.7)	49-213 (77.0)	3.17	16-15-5	13-18-4	9-8-1
2020-21	17-30-9, 43 PTS.	.384	126*	179*	8TH WEST	11-123 (8.9)	33-164 (79.9)	3.16	6-18-4	11-12-5	6-7-2
2021-22	31-37-14, 76 PTS.	.463	228*	266*	7TH PAC./13TH WEST	48-219 (21.9)	43-224 (80.8)	3.24	17-19-5	14-18-9	8-9-4
2022-23	23-47-12, 58 PTS.	.354	209*	338*	8TH PAC./16TH WEST	36-229 (15.7)	78-280 (72.1)	4.09	12-25-4	11-22-8	10-9-3
2023-24	27-50-5, 59 PTS.	.360	203	293	7TH PAC./14TH WEST	42-235 (17.9)	91-330 (72.4)	3.44	12-26-3	15-24-2	
TOTALS	1071-968-318, 2460 PTS.	.522	6,259	6,654		1533-8801 (17.4)	1736-9483 (81.7)	2.80	598-429-152	473-538-166	198-134-192*

* Does not include "Team" goals awarded for shootout wins ^ 79 shootout losses, 107 ties

ALL-TIME DUCKS RECORD BY MONTH

SEASON	OCTOBER	NOVEMBER	DECEMBER	JANUARY	FEBRUARY	MARCH	APRIL	MAY
1993-94	2-8-2	6-7-0	6-8-0	6-6-2	4-6-1	6-8-0	3-3-0	-----
1994-95	-----	-----	-----	3-3-0	2-8-1	4-8-3	6-7-1	1-1-0
1995-96	3-8-0	8-5-1	3-9-3	4-5-1	5-8-0	7-3-2	5-1-1	-----
1996-97	1-9-2	6-5-2	6-5-1	7-5-1	6-6-1	7-3-4	3-0-2	-----
1997-98	5-4-4	6-8-1	2-8-2	4-7-2	3-2-0	4-9-2	2-5-2	-----
1998-99	3-3-3	5-7-1	5-3-4	4-9-1	10-3-0	6-4-2	2-5-2	-----
1999-00	6-5-1-1	6-5-1-0	6-6-2-0	4-7-2-0	5-3-4-0	5-5-2-1	2-2-0-1	-----
2000-01	6-4-1-2	2-8-3-1	5-7-1-1	2-10-1-0	3-5-2-1	6-5-2-0	1-2-1-0	-----
2001-02	4-7-1-0	3-9-2-0	6-5-2-3	6-8-1-0	2-3-0-0	6-7-1-0	2-3-1-0	-----
2002-03	3-5-3-0	5-2-3-3	7-7-0-0	7-4-1-1	8-5-1-0	9-3-1-1	1-1-0-1	-----
2003-04	4-5-1-1	4-2-3-4	5-8-0-0	3-7-4-1	7-4-1-2	5-9-1-0	1-0-0-0	-----
2005-06	6-5-1	5-6-3	6-4-2	7-2-4	3-2-1	11-4-1	5-4-0	-----
2006-07	9-0-3	10-2-3	9-5-0	4-5-2	5-5-2	10-3-2	1-0-2	-----
2007-08	4-7-2	8-4-2	7-6-1	8-4-1	10-2-1	8-4-1	2-0-0	-----
2008-09	6-5-1	8-3-2	5-7-1	6-7-1	6-6-0	8-4-1	3-1-1	-----
2009-10	4-6-2	6-5-2	6-6-3	9-6-0	5-2-0	7-6-1	2-1-3	-----
2010-11	4-7-1	8-4-2	8-6-1	8-3-0	5-5-1	11-3-0	3-2-0	-----
2011-12	5-5-1	2-8-3	3-8-2	9-2-1	8-4-3	6-7-1	1-2-1	-----
2012-13	-----	-----	-----	3-1-1	11-2-0	9-4-4	7-5-1	-----
2013-14	10-3-1	8-4-3	11-1-1	11-3-0	2-3-0	7-4-3	5-2-0	-----
2014-15	9-3-0	5-3-5	10-3-1	8-3-0	7-5-1	10-5-0	2-2-0	-----
2015-16	1-7-2	8-4-3	6-4-1	7-3-1	12-1-1	9-4-2	3-2-1	-----
2016-17	3-4-2	8-4-2	7-4-4	10-3-1	4-6-1	10-2-2	4-0-1	-----
2017-18	6-4-1	5-6-3	7-4-4	7-3-1	6-4-3	9-4-1	4-0-0	-----
2018-19	5-6-2	8-4-3	6-5-2	2-6-2	3-10-0	9-6-1	2-0-0	-----
2019-20	8-6-0	3-6-4	5-7-1	4-7-0	6-4-3	3-3-1	-----	-----
2020-21	-----	-----	-----	3-5-2	3-5-3	5-10-1	4-9-1	2-1-2
2021-22	3-4-3	9-4-0	5-2-4	6-6-2	2-5-0	2-9-3	4-7-2	-----
2022-23	2-6-1	4-9-1	4-8-2	6-6-1	4-5-2	3-8-3	0-5-2	-----
2023-24	5-4-0	4-10-0	4-9-0	5-7-2	3-5-1	3-12-1	3-3-1	-----
TOTALS	127-140-45	160-146-66	160-155-49	173-153-40	160-134-37	205-166-51	83-74-28	3-2-2

SEASON TOTALS

ALL-TIME RECORDS AT THE ALL-STAR BREAK AND AT THE HALFWAY POINT

SEASON	DATE OF ALL-STAR GAME (HOST TEAM)	RECORD BEFORE	RECORD AFTER	FIRST HALF OF SEASON	SECOND HALF OF SEASON	OVERALL RECORD
1993-94	JAN. 22 (NYR)	18-27-4	15-19-1	16-24-2	17-22-3	33-46-5
1994-95	NONE	-----	-----	7-15-2	9-12-3	16-27-5
1995-96	JAN. 20 (BOS)	16-26-5	19-13-3	15-22-4	20-17-4	35-39-8
1996-97	JAN. 18 (SJS)	17-22-5	19-11-8	21-21-5	21-12-8	36-33-13
1997-98	JAN. 18 (VAN)	15-25-8	11-18-5	13-21-7	13-22-6	26-43-13
1998-99	JAN. 24 (TBL)	17-19-9	18-15-4	16-17-8	19-17-5	35-34-13
1999-00	FEB. 6 (TOR)	22-23-8-1	12-10-4-2	18-17-5-1	16-16-7-2	34-33-12-3
2000-01	FEB. 4 (COL)	16-29-6-4	9-12-5-1	13-19-5-4	12-22-6-1	25-41-11-5
2001-02	FEB. 2 (LAK)	19-29-6-3	10-13-2-0	13-20-5-3	16-22-3-0	29-42-8-3
2002-03	FEB. 2 (FLA)	22-18-7-4	18-9-2-2	15-16-7-3	25-11-2-3	40-27-9-6
2003-04	FEB. 8 (MIN)	17-23-8-7	12-12-2-1	13-17-6-5	16-18-4-3	29-35-10-8
2005-06	NONE	-----	-----	18-16-7	25-11-5	43-27-12
2006-07	JAN. 24 (DAL)	30-12-8	18-8-6	28-7-6	20-13-8	48-20-14
2007-08	JAN. 27 (ATL)	27-20-6	20-7-2	19-17-5	28-10-3	47-27-8
2008-09	JAN. 25 (MTL)	23-21-5	19-12-2	21-15-5	21-18-2	42-33-7
2009-10	NONE	-----	-----	16-18-7	23-14-4	39-32-11
2010-11	JAN. 30 (CAR)	28-20-4	19-10-1	20-17-4	27-13-1	47-30-5
2011-12	JAN. 29 (OTT)	16-23-7	16-13-5	13-22-6	21-14-6	34-36-12
2012-13	NONE	-----	-----	18-3-3	12-9-3	30-12-6
2013-14	NONE	-----	-----	28-8-5	26-12-3	54-20-8
2014-15	JAN. 25 (CBJ)	31-10-6	20-14-1	26-9-6	25-15-1	51-24-7
2015-16	JAN. 31 (NSH)	22-18-7	24-7-4	17-17-7	29-8-4	46-25-11
2016-17	JAN. 29 (LAK)	27-15-9	19-8-4	21-12-8	25-11-5	46-23-13
2017-18	JAN. 28 (TBL)	24-17-9	20-8-4	19-14-8	25-11-5	44-25-13
2018-19	JAN. 26 (SJS)	21-21-9	14-16-1	19-15-7	16-22-3	35-37-10
2019-20	JAN. 25 (STL)	19-24-5	10-9-4	16-20-5	13-13-4	29-33-9
2020-21	NONE	-----	-----	8-14-6	9-16-3	17-30-9
2021-22	FEB. 5 (VGK)	23-16-9	8-21-5	19-15-7	12-22-7	31-37-14
2022-23	FEB. 4 (FLA)	16-29-5	7-18-7	12-25-4	11-22-8	23-47-12
2023-24	FEB. 3 (TOR)	18-30-2	9-20-3	14-26-1	13-24-4	27-50-5
TOTALS		506-517-176	366-303-91	506-499-177	565-469-182	1,071-968-321

ALL-TIME DUCKS RECORD BY DAY OF THE WEEK

SEASON	SUNDAY	MONDAY	TUESDAY	WEDNESDAY	THURSDAY	FRIDAY	SATURDAY
1993-94	6-11-1	2-4-0	3-3-1	9-11-1	1-6-1	7-7-1	5-4-0
1994-95	3-6-1	3-1-0	0-5-1	4-4-0	3-2-1	1-7-2	2-2-0
1995-96	11-5-3	1-6-0	2-3-1	10-10-1	0-4-1	9-8-1	2-3-1
1996-97	6-5-4	4-3-1	0-3-1	11-9-3	0-3-1	12-5-2	3-5-1
1997-98	4-8-3	1-5-1	1-3-2	6-15-1	2-2-2	5-6-2	7-4-2
1998-99	7-4-1	4-3-1	1-1-1	9-10-3	2-3-1	8-9-3	4-4-3
1999-00	8-2-0-1	4-5-0-0	5-2-1-0	5-11-4-1	0-2-2-0	9-4-4-0	3-7-1-1
2000-01	8-8-2-0	2-2-0-1	2-2-0-0	5-14-3-1	1-2-1-1	5-8-4-2	2-5-1-0
2001-02	6-8-0-1	2-3-1-0	2-3-0-0	8-10-3-2	1-4-1-0	6-9-2-0	4-5-1-0
2002-03	12-4-3-0	1-1-1-1	3-3-1-2	12-5-1-0	6-3-1-1	4-7-2-2	2-4-0-0
2003-04	6-8-3-1	2-3-2-1	4-2-0-2	10-3-5-1	0-3-0-0	5-9-0-2	2-7-0-1
2005-06	9-3-2	5-2-3	4-5-0	6-10-0	2-3-1	8-2-4	9-2-2
2006-07	9-3-2	5-1-0	5-3-2	8-2-5	5-2-1	9-5-3	7-4-1
2007-08	9-4-2	4-1-0	5-2-1	10-5-2	6-3-0	7-6-2	6-6-1
2008-09	10-7-0	3-2-0	7-4-1	7-9-0	2-5-0	4-6-4	9-0-2
2009-10	6-2-3	4-2-0	5-5-2	8-6-0	4-6-1	5-2-4	7-9-1
2010-11	9-6-1	3-1-0	6-2-0	13-5-2	1-3-0	9-6-2	6-7-0
2011-12	7-9-0	5-3-0	4-2-3	8-5-1	3-4-3	5-5-4	2-9-0
2012-13	4-1-1	7-2-2	2-0-0	5-2-1	2-0-0	5-5-0	5-2-2
2013-14	11-2-0	5-3-0	4-6-1	7-3-2	4-3-1	10-2-3	13-1-1
2014-15	10-5-1	4-1-0	6-3-1	9-6-1	5-3-0	11-5-2	6-1-2
2015-16	10-2-0	5-2-4	6-3-2	6-6-1	5-4-2	7-5-2	7-3-0
2016-17	9-4-2	2-1-0	10-4-3	6-2-1	11-1-2	5-5-2	3-6-3
2017-18	7-3-2	3-5-0	6-4-2	8-3-0	6-2-2	8-5-2	5-3-5
2018-19	7-5-3	3-2-1	5-6-0	9-5-2	1-6-1	6-8-1	4-6-2
2019-20	2-5-0	6-6-1	3-3-1	2-7-2	7-4-1	6-2-0	3-6-4
2020-21	2-3-1	3-7-0	3-3-0	3-4-1	2-3-0	1-5-4	3-5-3
2021-22	7-7-0	2-2-0	9-6-2	3-5-2	3-4-3	4-8-3	3-5-2
2022-23	1-7-2	1-5-3	5-9-1	4-7-2	3-6-1	5-7-1	4-6-2
2023-24	4-3-0	6-8-0	3-4-1	6-7-1	1-11-0	3-7-1	4-13-1
TOTALS	210-150-46	102-92-24	121-104-36	217-201-56	89-107-33	189-175-73	142-144-46

SEASON TOTALS

ALL-TIME DUCKS RECORD BY DIVISION/CONFERENCE

SEASON	PACIFIC	CENTRAL	NORTHWEST	WEST	METROPOLITAN	ATLANTIC	NORTHEAST	SOUTHEAST	EAST	OVERALL
1993-94	11-18-1	12-12-2	-----	23-30-3	-----	6-8-0	4-8-2	-----	10-16-2	33-46-5
1994-95	11-10-3	5-17-2	-----	16-27-5	-----	-----	-----	-----	-----	16-27-5
1995-96	15-16-1	7-14-3	-----	22-30-4	-----	5-5-4	8-4-0	-----	13-9-4	35-39-8
1996-97	13-12-7	11-10-3	-----	24-22-10	-----	7-6-1	5-5-2	-----	12-11-3	36-33-13
1997-98	11-17-4	5-15-4	-----	16-32-8	-----	7-3-4	3-8-1	-----	10-11-5	26-43-13
1998-99*	12-7-5	7-8-1	6-9-2	25-24-8	-----	4-3-3	2-4-2	4-3-0	10-10-5	35-34-13
1999-00	11-9-3-1	10-5-2-0	5-8-3-0	26-22-8-1	-----	2-3-2-1	2-6-1-0	4-2-1-1	8-11-4-2	34-33-12-3
2000-01	5-10-2-3	4-13-2-1	6-9-5-0	15-32-9-4	-----	5-3-0-0	1-3-1-1	4-3-1-0	10-9-2-1	25-41-11-5
2001-02	8-9-2-1	7-11-2-0	6-9-3-2	21-29-7-3	-----	5-2-0-0	0-5-1-0	3-6-0-0	8-13-1-0	29-42-8-3
2002-03	8-9-3-0	15-3-0-2	8-7-3-2	31-19-6-4	-----	1-3-1-2	3-3-1-0	5-2-1-0	9-8-3-2	40-27-9-6
2003-04	8-10-4-2	6-7-4-3	8-9-1-2	22-26-9-7	-----	2-3-1-0	1-4-0-1	4-2-0-0	7-9-1-1	29-35-10-8
2005-06	18-9-5	13-5-2	7-11-2	38-25-9	-----	-----	2-1-2	3-1-1	5-2-3	43-27-12
2006-07	19-8-5	12-5-3	11-5-4	42-18-12	-----	2-1-2	-----	4-1-0	6-2-2	48-20-14
2007-08	17-10-5	13-5-2	9-10-1	39-25-8	-----	3-2-0	5-0-0	-----	8-2-0	47-27-8
2008-09	12-10-2	10-7-3	13-6-1	35-23-6	-----	1-4-1	5-1-0	1-5-0	7-10-1	42-33-7
2009-10	7-13-4	10-8-2	13-4-3	30-25-9	-----	2-4-0	3-1-2	4-2-0	9-7-2	39-32-11
2010-11	14-10-0	8-11-1	14-3-3	36-24-4	-----	5-2-0	3-2-0	3-2-1	11-6-1	47-30-5
2011-12	10-12-2	6-11-3	10-7-3	26-30-8	-----	3-0-3	2-4-0	3-2-1	8-6-4	34-36-12
2012-13	8-7-3	10-2-3	12-3-0	30-12-6	-----	-----	-----	-----	-----	30-12-6
2013-14^	22-4-3	13-8-0	-----	35-12-3	10-3-3	9-5-2	-----	-----	19-8-5	54-20-8
2014-15	18-6-5	16-5-0	-----	34-11-5	8-6-2	9-7-0	-----	-----	17-13-2	51-24-7
2015-16	19-6-4	10-8-3	-----	29-14-7	8-5-3	9-6-1	-----	-----	17-11-4	46-25-11
2016-17	18-6-5	12-7-2	-----	30-13-7	7-6-3	9-4-3	-----	-----	16-10-6	46-23-13
2017-18	15-7-7	10-8-3	-----	25-15-10	11-3-2	8-7-1	-----	-----	19-10-3	44-25-13
2018-19	12-13-4	9-10-2	-----	21-23-6	9-6-1	5-8-3	-----	-----	14-14-4	35-37-10
2019-20	9-10-2	7-11-2	-----	16-21-4	7-8-1	6-4-4	-----	-----	13-12-5	29-33-9
2020-21#	17-30-9	-----	-----	-----	-----	-----	-----	-----	-----	17-30-9
2021-22	11-12-3	5-16-3	-----	16-28-6	-6-7-3	9-2-5	-----	-----	15-9-8	31-37-14
2022-23	7-17-2	6-12-6	-----	13-29-8	6-8-2	4-10-2	-----	-----	10-18-4	23-47-12
2023-24	8-17-1	6-16-2	-----	14-33-3	6-10-0	7-7-2	-----	-----	13-17-2	27-50-5
TOTALS	363-322-110	2565-270-73	128-100-40	750-674-217	78-52-20	135-112-48	49-59-17	42-31-7	304-325-92	1,061-968-321

*The NHL expanded to six divisions from four in 1998-99 ^The NHL contracted to four divisions from six in 2013-14
#The NHL had a 56-game interdivision schedule (Anaheim participated in the West Division in 2020-21)

ALL-TIME DUCKS RECORD VS. GOALS SCORED & ALLOWED

SEASON	WHEN SCORING						WHEN ALLOWING					
	0 GOALS	1 GOAL	2 GOALS	3 GOALS	4 GOALS	5+ GOALS	0 GOALS	1 GOAL	2 GOALS	3 GOALS	4 GOALS	5+ GOALS
1993-94	0-9-0	1-6-1	3-19-2	10-9-1	6-3-1	13-0-0	3-0-0	10-2-1	11-3-2	7-13-1	1-15-1	1-13-0
1994-95	0-6-0	0-7-0	1-8-2	5-4-2	3-1-1	7-1-0	2-0-0	5-0-0	3-4-2	4-5-2	2-4-1	0-14-0
1995-96	0-2-0	1-14-0	6-13-6	7-7-1	8-3-1	13-0-0	4-0-0	10-0-0	13-3-6	6-11-1	2-9-1	0-16-0
1996-97	0-1-0	1-11-3	4-9-4	9-10-2	11-1-1	11-1-3	6-0-0	11-0-3	12-2-4	5-8-2	2-12-1	0-11-3
1997-98	0-11-0	0-6-1	4-17-3	6-8-8	9-1-0	7-0-1	4-0-0	6-0-1	8-4-3	6-12-8	2-10-0	0-17-1
1998-99	0-5-0	3-14-0	3-11-8	10-4-2	6-0-3	13-0-0	7-0-0	17-4-0	3-3-7	5-10-3	3-9-3	0-8-0
1999-00	0-5-0-0	2-12-2-0	5-10-3-1	9-5-3-2	10-13-0-0	8-0-1-0	5-0-0-0	13-0-2-0	10-8-3-0	5-5-3-1	0-10-3-2	1-10-1-0
2000-01	0-9-0-0	3-9-2-1	3-19-5-3	5-3-3-0	8-1-1-1	6-0-0-0	6-0-0-0	6-2-2-0	7-1-5-1	4-13-3-3	2-12-1-0	0-13-0-1
2001-02	0-4-0-1	1-19-3-0	8-16-4-2	7-3-1-0	7-0-0-0	6-0-0-0	5-0-0-0	14-2-3-1	8-8-4-0	1-15-1-2	1-10-0-0	0-7-0-0
2002-03	0-6-0-0	2-11-1-2	7-6-7-3	13-3-0-1	11-1-1-0	7-0-0-0	9-0-0-0	11-2-1-0	12-5-7-2	7-3-0-3	0-13-1-1	1-4-0-0
2003-04	0-5-0-0	1-18-4-3	7-11-3-1	7-0-2-4	8-1-1-0	6-0-0-0	5-0-0-0	10-1-4-0	7-10-3-3	6-10-2-1	0-5-1-4	1-9-0-0
2005-06	0-3-1	1-9-1	6-9-5	4-5-4	13-1-0	19-0-1	3-0-0	11-1-1	12-3-1	11-11-5	6-7-4	0-5-1
2006-07	0-6-0	0-4-1	7-5-5	12-4-5	13-1-3	16-0-0	5-0-0	15-2-0	16-4-2	7-5-5	4-6-4	1-3-3
2007-08	0-9-1	0-10-1	15-6-4	11-1-1	12-1-0	9-0-1	3-0-0	23-2-1	13-5-1	8-6-4	0-7-1	0-7-1
2008-09	0-5-0	3-7-0	5-11-2	9-8-2	14-2-2	11-0-1	6-0-0	7-1-0	15-4-0	11-10-2	2-11-3	1-7-2
2009-10	0-6-0	0-11-0	3-6-5	13-6-3	14-3-3	9-0-0	3-0-0	8-1-0	19-1-2	6-8-5	3-9-4	0-13-0
2010-11	0-4-0	2-9-1	9-10-2	14-4-0	8-2-2	14-1-0	7-0-0	10-0-0	18-2-1	6-5-2	6-12-0	0-11-2
2011-12	0-6-1	1-8-3	7-15-5	10-5-1	10-1-2	6-1-0	4-0-0	9-1-3	16-3-4	4-9-2	1-12-2	0-11-1
2012-13	0-2-0	0-7-2	6-1-2	10-2-0	6-0-2	8-0-0	5-0-0	9-0-0	9-2-2	4-3-2	2-3-0	1-4-2
2013-14	0-2-0	3-6-0	6-11-4	15-1-4	7-0-0	23-0-0	6-0-0	9-0-0	25-3-3	12-6-3	2-6-2	0-5-0
2014-15	0-4-0	1-6-2	12-7-4	15-5-1	14-2-0	9-0-0	4-0-0	19-0-2	15-2-3	8-2-2	4-7-0	1-13-0
2015-16	0-8-1	5-8-4	7-7-2	8-2-3	15-0-0	11-0-1	8-0-0	14-0-4	16-6-1	7-7-3	1-6-2	0-6-1
2016-17	0-3-0	3-9-4	7-6-8	14-3-1	12-2-0	10-0-0	8-0-0	17-0-1	12-4-5	8-4-6	0-7-1	1-8-0
2017-18	0-2-0	0-11-4	7-7-6	15-4-2	11-1-0	11-0-1	9-0-0	8-0-3	16-5-3	8-5-5	3-8-1	0-7-1
2018-19	0-9-0	3-14-3	5-9-2	11-3-4	6-2-1	10-0-0	4-0-0	10-0-0	14-2-5	4-13-1	1-9-3	2-13-1
2019-20	0-5-0	0-10-1	6-14-2	8-3-2	9-3-1	6-0-1	1-0-0	10-1-0	11-4-2	4-6-2	2-11-1	1-11-4
2020-21	0-3-0	4-13-1	1-9-4	5-1-3	3-3-1	4-0-0	4-0-0	6-0-0	5-3-1	0-7-5	1-7-3	1-12-0
2021-22	0-5-0	1-12-3	2-10-2	8-8-7	9-1-1	11-1-1	4-0-0	9-1-1	7-4-2	5-5-5	5-14-5	1-13-1
2022-23	0-5-0	0-17-2	3-13-4	6-8-2	6-3-4	8-1-0	1-0-0	2-0-1	10-1-2	5-7-3	4-8-3	1-31-3
2023-24	0-10-0	0-14-1	1-17-2	5-7-2	12-2-0	9-0-1	1-0-0	7-1-0	6-8-1	10-12-1	3-9-1	0-21-1
TOTALS	0-160-5	42-312-56	166-312-127	281-136-80	281-43-36	301-6-13	144-0-0	316-24-35	349-117-93	184-236-99	65-268-60	15-323-30

DUCKS FIRSTS

FIRST GAME

Oct. 8, 1993 vs. the Detroit Red Wings at Honda Center

Result: Detroit 7, Anaheim 2

Attendance: 17,320 (sellout)

Coaches: Head Coach Ron Wilson, Asst. Coaches Al Sims & Tim Army

STARTING LINE-UP:

Goaltender - Guy Hebert

Defenseman - Alexei Kasatonov

Defenseman - Randy Ladouceur

Center - Anatoli Semenov

Left Wing - Troy Loney

Right Wing - Terry Yake



First Goal: Sean Hill (Second period, 4:13 - power play)

First Assists: Bill Houlder & Terry Yake

First Penalty: Sean Hill, holding (First period, 11:31)

First Shot: Sean Hill (First period, 7:50)

First Win: Oct. 13, 1993 over Edmonton, 4-3, at the Arrowhead Pond, Ron Tugnutt in goal

First Tie: Oct. 15, 1993 vs. Boston, 1-1, at the Arrowhead Pond, Ron Tugnutt in goal

First Road Win: Oct. 19, 1993 @ N.Y. Rangers, 4-2, at Madison Square Garden, Guy Hebert in goal (first ever road game)

First Road Tie: Jan. 18, 1994 @ Toronto, 3-3, at Maple Leaf Gardens, Guy Hebert in goal

First Overtime Game: Oct. 10, 1993 vs. N.Y. Islanders, 4-3 loss, Ron Tugnutt in goal

First Overtime Win: Dec. 12, 1993 over St. Louis, 2-1, at the Arrowhead Pond, Jarrod Skalde - game winner

First Shutout: Dec. 15, 1993 @ Toronto, 1-0, Guy Hebert in goal (stopped all 38 shots)

First Hat Trick: Oct. 19, 1993 @ N.Y. Rangers (4-2 win) by Terry Yake (3-1=4)

First Hat Trick Against: Apr. 11, 1995 @ Vancouver (5-0 loss) by Pavel Bure (3-0=3)

First Shorthanded Goal: Dec. 15, 1993 @ Toronto (1-0 win) by Tim Sweeney (6:15 third period, game winner)

First Power Play Goal: Oct. 8, 1993 vs. Detroit (7-2 loss) by Sean Hill (4:13 of the second period)

First Game-Winning Goal: Oct. 13, 1993 vs. Edmonton (4-3 win) by Bill Houlder (7:14 of the second period)

First Game-Tying Goal: Jan. 19, 1994 @ Detroit (4-4 tie) by Bob Corkum (12:05 of the second period)

First Empty-Net Goal: Nov. 9, 1993 vs. Dallas in Phoenix (4-2 win) by Bob Corkum (19:31 of the third period)

First 40+ Saves Game: Nov. 19, 1993 @ Vancouver (6-3 win) by Ron Tugnutt (44 saves)

First 40+ Shots Game: Dec. 5, 1993 vs. Tampa Bay (4-2 loss), 41 shots

First 20+ Saves Period: April 8, 1994 @ Edmonton (3-1 win) by Guy Hebert - stopped all 20 shots in the second

First 20+ Shots Period: Jan. 1, 1994 @ Florida (4-2 loss), 26 shots in the third period

First 20-Goal Scorer: Bob Corkum (reached 20 goals on Feb. 16, 1994 vs. Philadelphia)

First 30-Goal Scorer: Paul Kariya (reached 30 goals on Feb. 11, 1996 @ New Jersey)

First 40-Goal Scorer: Paul Kariya (reached 40 goals on Mar. 10, 1996 vs. Los Angeles)

First 50-Goal Scorer: Paul Kariya (reached 50 goals on Apr. 14, 1996 vs. Winnipeg)

First 50-Point Scorer: Bob Corkum (reached 50 points on Mar. 13, 1994 vs. Ottawa)

First 100-Point Scorer: Paul Kariya (reached 100 points on Apr. 7, 1996 @ San Jose)

First Entry Draft Pick: Paul Kariya, fourth overall in the 1993 NHL Entry Draft

First Trade: Acquired Todd Ewen & Patrik Carnback from Montreal in exchange for a 1994 third round selection on Aug. 10, 1993

First Playoff Game: Apr. 16, 1997 vs. Phoenix (4-2 win)

First Playoff Goal: Teemu Selanne First Playoff Series Win: 4 games to 3 over Phoenix, 1997 1st Round

First Team Captain: LW Troy Loney, 1993-94

First Player in All-Star Game: D Alexei Kasatonov, 1993-94

First 1st Team NHL All-Star Selection: Paul Kariya, 1995-96

First NHL Award Winner: Paul Kariya, 1995-96 Lady Byng Trophy

ALL-TIME SEASON OPENERS

ALL-TIME SEASON-OPENING GAMES

SEASON	DATE	OPPONENT	RESULT
1993-94	OCT. 8, 1993	VS. DETROIT	2-7 L
1994-95	JAN. 20, 1995	@ EDMONTON	1-2 L
1995-96	OCT. 9, 1995	@ WINNIPEG	3-4 L
1996-97	OCT. 5, 1996	@ TORONTO	1-4 L
1997-98	OCT. 3, 1997	@ VANCOUVER	2-3 L (JAPAN)
1998-99	OCT. 10, 1998	@ WASHINGTON	0-1 L
1999-00	OCT. 2, 1999	@ DALLAS	0-2 L
2000-01	OCT. 6, 2000	VS. MINNESOTA	3-1 @
2001-02	OCT. 4, 2001	@ BOSTON	2-4 L
2002-03	OCT. 10, 2002	@ ST. LOUIS	4-3 W
2003-04	OCT. 8, 2003	@ DALLAS	1-4 L
2005-06	OCT. 5, 2005	@ CHICAGO	5-3 W
2006-07	OCT. 6, 2006	VS. LOS ANGELES	4-3 W
2007-08	SEPT. 29, 2007	@ LOS ANGELES	1-4 L (LONDON)
2008-09	OCT. 9, 2008	@ SAN JOSE	1-4 L
2009-10	OCT. 3, 2009	VS. SAN JOSE	1-4 L
2010-11	OCT. 8, 2010	@ DETROIT	0-4 L
2011-12	OCT. 7, 2011	@ BUFFALO	1-4 L (HELSINKI)
2012-13	JAN. 9, 2013	@ VANCOUVER	7-3 W
2013-14	OCT. 2, 2013	@ COLORADO	1-6 L
2014-15	OCT. 9, 2014	@ PITTSBURGH	4-6 L
2015-16	OCT 10, 2015	@ SAN JOSE	0-2 L
2016-17	OCT. 13, 2016	@ DALLAS	2-4 L
2017-18	OCT. 5, 2017	VS. ARIZONA	5-4 W
2018-19	OCT. 3, 2018	@ SAN JOSE	5-2 W
2019-20	OCT. 3, 2019	VS. ARIZONA	2-1 W
2020-21	JAN. 14, 2021	@ VEGAS	2-5 L
2021-22	OCT. 13, 2021	VS. WINNIPEG	4-1 W
2022-23	OCT. 12, 2022	VS. SEATTLE	5-4 W (OT)
2023-24	OCT. 14, 2023	@ VEGAS	4-1 L

ALL-TIME HOME OPENERS

SEASON	DATE	OPPONENT	RESULT
1993-94	OCT. 8, 1993	DETROIT	2-7 L
1994-95	JAN. 23, 1995	EDMONTON	5-4 W (OT)
1995-96	OCT. 18, 1995	VANCOUVER	1-5 L
1996-97	OCT. 16, 1996	PHILADELPHIA	3-4 L
1997-98	OCT. 4, 1997	VANCOUVER	3-2 W (JAPAN)
1998-99	OCT. 21, 1998	BOSTON	3-0 W
1999-00	OCT. 8, 1999	DALLAS	3-0 W
2000-01	OCT. 6, 2000	MINNESOTA	3-1 W
2001-02	OCT. 12, 2001	WASHINGTON	2-1 W
2002-03	OCT. 13, 2002	DETROIT	2-4 L
2003-04	OCT. 12, 2003	PHOENIX	0-2 L
2005-06	OCT. 10, 2005	EDMONTON	2-4 L
2006-07	OCT. 6, 2006	LOS ANGELES	4-3 W
2007-08	SEPT. 30, 2007	LOS ANGELES	4-1 W (LONDON)
2008-09	OCT. 12, 2008	PHOENIX	2-4 L
2009-10	OCT. 3, 2009	SAN JOSE	1-4 L
2010-11	OCT. 13, 2010	VANCOUVER	4-3 W
2011-12	OCT. 8, 2011	NY RANGERS	2-1 W (SO) - STOCKHOLM
2012-13	JAN. 25, 2013	VANCOUVER	0-5 L
2013-14	OCT. 10, 2013	NY RANGERS	6-1 W
2014-15	OCT. 17, 2014	MINNESOTA	2-1 W
2015-16	OCT. 12, 2015	VANCOUVER	1-2 L (SO)
2016-17	OCT. 23, 2016	VANCOUVER	4-2 W
2017-18	OCT. 5, 2017	ARIZONA	5-4 W
2018-19	OCT. 8, 2018	DETROIT	3-2 W (SO)
2019-20	OCT. 3, 2019	ARIZONA	2-1 W
2020-21	JAN. 18, 2021	MINNESOTA	1-0 W

ALL-TIME SEASON OPENERS

2021-22	OCT. 13, 2021	VS. WINNIPEG	4-1 W
2022-23	OCT. 12, 2022	VS. SEATTLE	5-4 W (OT)
2023-24	OCT. 15, 2023	CAROLINA	6-3 W

ALL-TIME ROAD OPENERS

SEASON	DATE	OPPONENT	RESULT
1993-94	OCT. 19, 1993	@ NY RANGERS	4-2 W
1994-95	JAN. 20, 1995	@ EDMONTON	1-2 L
1995-96	OCT. 9, 1995	@ WINNIPEG	3-4 L
1996-97	OCT. 5, 1996	@ TORONTO	1-4 L
1997-98	OCT. 3, 1997	@ VANCOUVER	2-3 L (JAPAN)
1998-99	OCT. 10, 1998	@ WASHINGTON	0-1 L
1999-00	OCT. 2, 1999	@ DALLAS	0-2 L
2000-01	OCT. 14, 2000	@ NEW JERSEY	2-4 L
2001-02	OCT. 4, 2001	@ BOSTON	2-4 L
2002-03	OCT. 10, 2002	@ ST. LOUIS	4-3 W
2003-04	OCT. 8, 2003	@ DALLAS	1-4 L
2005-06	OCT. 5, 2005	@ CHICAGO	5-3 W
2006-07	OCT. 7, 2006	@ PHOENIX	2-1 W
2007-08	SEPT. 29, 2007	@ LOS ANGELES	1-4 L (LONDON)
2008-09	OCT. 9, 2008	@ SAN JOSE	1-4 L
2009-10	OCT. 6, 2009	@ MINNESOTA	3-4 L (OT)
2010-11	OCT. 8, 2010	@ DETROIT	0-4 L
2011-12	OCT. 7, 2011	@ BUFFALO	1-4 L (HELSINKI)
2012-13	JAN. 9, 2013	@ VANCOUVER	7-3 W
2013-14	OCT. 2, 2013	@ COLORADO	1-6 L
2014-15	OCT. 9, 2014	@ PITTSBURGH	4-6 L
2015-16	OCT. 10, 2015	@ SAN JOSE	0-2 L
2016-17	OCT. 13, 2016	@ DALLAS	2-4 L
2017-18	OCT. 13, 2017	@ COLORADO	1-3 L
2018-19	OCT. 3, 2018	@ SAN JOSE	5-2 W
2019-20	OCT. 8, 2019	@ DETROIT	3-1 W
2020-21	JAN. 14, 2021	@ VEGAS	2-5 L
2021-22	OCT. 18, 2021	@ CALGARY	3-2 W (OT)
2022-23	OCT. 15, 2022	@ NY ISLANDERS	1-7 L
2023-24	OCT. 14, 2024	@ VEGAS	4-1 L

CAPTAINS, COACHES & GMS

SEASON	CAPTAIN	ALTERNATE CAPTAINS
1993-94	Troy Loney	Randy Ladouceur, Stu Grimson, Todd Ewen
1994-95	Randy Ladouceur	Bob Corkum, Todd Ewen
1995-96	Randy Ladouceur	Paul Kariya, Bobby Dollas, Todd Ewen
1996-97	Paul Kariya	Bobby Dollas, Teemu Selanne
1997-98	Paul Kariya	Teemu Selanne, David Karpas
	Teemu Selanne	J.J. Daigneault, Mark Janssens
1998-99	Paul Kariya	Teemu Selanne, Kevin Haller
1999-00	Paul Kariya	Teemu Selanne, Kevin Haller
2000-01	Paul Kariya	Teemu Selanne, Dan Bylsma, Steve Rucchin
2001-02	Paul Kariya	Oleg Tverdokovsky, Steve Rucchin, Dan Bylsma
2002-03	Paul Kariya	Keith Carney, Steve Rucchin
2003-04	Steve Rucchin	Keith Carney, Sergei Fedorov
2005-06	Scott Niedermayer	Rob Niedermayer, Teemu Selanne, Keith Carney, Sergei Fedorov
2006-07	Scott Niedermayer	Rob Niedermayer, Chris Pronger
2007-08	Chris Pronger	Rob Niedermayer, Chris Kunitz
2008-09	Scott Niedermayer	Chris Pronger, Ryan Getzlaf
2009-10	Scott Niedermayer	Ryan Getzlaf, Saku Koivu
2010-11	Ryan Getzlaf	Teemu Selanne, Saku Koivu
2011-12	Ryan Getzlaf	Teemu Selanne, Saku Koivu
2012-13	Ryan Getzlaf	Teemu Selanne, Saku Koivu
2013-14	Ryan Getzlaf	Teemu Selanne, Saku Koivu
2014-15	Ryan Getzlaf	Corey Perry, Francois Beauchemin
2015-16	Ryan Getzlaf	Corey Perry, Ryan Kesler
2016-17	Ryan Getzlaf	Corey Perry, Ryan Kesler
2017-18	Ryan Getzlaf	Corey Perry, Ryan Kesler
2018-19	Ryan Getzlaf	Corey Perry, Ryan Kesler
2019-20	Ryan Getzlaf	Rotating alternates
2020-21	Ryan Getzlaf	Rotating alternates
2021-22	Ryan Getzlaf	Rotating alternates
2022-23	None	Rotating alternates
2023-24	None	Rotating alternates

SEASON	HEAD COACH	ASSISTANT COACHES
1993-94	Ron Wilson	Al Sims, Tim Army, Brian Hayward
1994-95	Ron Wilson	Al Sims, Tim Army, Brian Hayward
1995-96	Ron Wilson	Al Sims, Tim Army
1996-97	Ron Wilson	Walt Kyle, Tim Army
1997-98	Pierre Page	Walt Kyle, Don Hay
1998-99	Craig Hartsburg	George Burnett, Newell Brown
1999-00	Craig Hartsburg	George Burnett, Newell Brown
2000-01	Craig Hartsburg	Guy Charron, Terry Simpson
	Guy Charron	Terry Simpson, Kelly Miller
2001-02	Bryan Murray	Guy Charron, Tom Watt
2002-03	Mike Babcock	Lorne Henning, Paul MacLean
2003-04	Mike Babcock	Lorne Henning, Paul MacLean, Greg Carvel
2005-06	Randy Carlyle	Dave Farrish, Newell Brown
2006-07	Randy Carlyle	Dave Farrish, Newell Brown
2007-08	Randy Carlyle	Dave Farrish, Newell Brown
2008-09	Randy Carlyle	Dave Farrish, Newell Brown
2009-10	Randy Carlyle	Dave Farrish, Newell Brown
2010-11	Randy Carlyle	Dave Farrish, Mike Foligno
2011-12	Randy Carlyle	Dave Farrish, Mike Foligno
	Bruce Boudreau	Bob Woods, Brad Lauer
2012-13	Bruce Boudreau	Bob Woods, Brad Lauer
2013-14	Bruce Boudreau	Bob Woods, Brad Lauer
2014-15	Bruce Boudreau	Trent Yawney, Brad Lauer
2015-16	Bruce Boudreau	Trent Yawney, Paul MacLean
2016-17	Randy Carlyle	Trent Yawney, Paul MacLean
2017-18	Randy Carlyle	Trent Yawney, Steve Konowalchuk
2018-19	Randy Carlyle	Mark Morrison, Marty Wilford
	Bob Murray	Mark Morrison, Marty Wilford
2019-20	Dallas Eakins	Mark Morrison, Marty Wilford
2020-21	Dallas Eakins	Mark Morrison, Marty Wilford
2021-22	Dallas Eakins	Geoff Ward, Newell Brown, Mike Stothers
2022-23	Dallas Eakins	Newell Brown, Mike Stothers, Craig Johnson
2023-24	Greg Cronin	Newell Brown, Brent Thompson, Craig Johnson

DATES	GENERAL MANAGER
Mar. 23, 1993-Aug. 6, 1998	Jack Ferreira
Aug. 6, 1998-Apr. 19, 2002	Pierre Gauthier
May 2, 2002-June 8, 2004	Bryan Murray
June 20, 2005-Nov. 12, 2008	Brian Burke
Nov. 12, 2008-Nov. 10, 2021	Bob Murray
Feb. 3, 2022-present	Pat Verbeek

YEAR-BY-YEAR LEADERS

GAMES PLAYED

23-24	Frank Vatrano	82
22-23	C. Fowler, R. Strome	82
21-22	Kevin Schattenkirk	82
20-21	Cam Fowler	56
19-20	A. Henrique, C. Rowney	71
18-19	Adam Henrique	82
17-18	A. Cogliano, B. Montour, J. Manson	80
16-17	A. Cogliano, R. Kesler, J. Manson	82
15-16	C. Perry	82
14-15	A. Cogliano, C. Perry, J. Silfverberg	82
13-14	Andrew Cogliano	82
12-13	F. Beauchemin, A. Cogliano	48
11-12	T. Selanne, R. Getzlaf, B. Ryan, C. Fowler, A. Cogliano	82
10-11	F. Beauchemin	82
09-10	C. Perry, B. Ryan	82
08-09	Corey Perry	82
07-08	S. Niedermayer, C. Pronger	82
06-07	F. Beauchemin, C. Kunitz	82
05-06	S. O'Donnell	82
04-05	T. Selanne, A. McDonald, R. Getzlaf, D. Penner, C. Perry, S. Pahlsson	82
03-04	T. Moen, R. Niedermayer	82
02-03	A. McDonald, S. Niedermayer, S. Pahlsson, V. Vishnevski	82
01-02	S. Pahlsson, V. Prospal, S. Rucchin	82
00-01	R. Salei	82
99-00	N. Havelid, P. Kariya, S. Rucchin	82
98-99	P. Sykora	82
97-98	P. Kariya, M. Leclerc, R. Salei	82
96-97	D. Bylsma, M. Cullen	82
95-96	O. Tverdokvsky	82
94-95	Oleg Tverdokvsky	82
93-94	Kevin Haller, Paul Kariya	82
92-93	David Karpa	78
91-92	Jari Kurri	82
90-91	Bobby Dollas, Paul Kariya	82
89-90	Paul Kariya	47
88-89	Joe Sacco	84

POINTS

23-24	Frank Vatrano	37-23=60
22-23	Trevor Zegras	23-42=65
21-22	Troy Terry	37-30=67
20-21	Max Comtois	17-16=33
19-20	Adam Henrique	26-17=43
18-19	Ryan Getzlaf	14-34=48
17-18	Rickard Rakell	34-35=69
16-17	Ryan Getzlaf	15-58=73
15-16	Ryan Getzlaf	13-50=63
14-15	Ryan Getzlaf	25-40=70
13-14	Ryan Getzlaf	31-56=87
12-13	Ryan Getzlaf	15-34=49
11-12	Teemu Selanne	26-40=66
10-11	Corey Perry	50-48=98
09-10	Corey Perry	52-49=76
08-09	Ryan Getzlaf	25-66=91
07-08	Ryan Getzlaf	24-58=82
06-07	Teemu Selanne	48-46=94
05-06	Teemu Selanne	40-50=90
04-05	Sergei Fedorov	31-34=65
03-04	Paul Kariya	25-56=81
02-03	Paul Kariya	32-25=57
01-02	Paul Kariya	33-34=67
99-00	Paul Kariya	42-44=86
98-99	Teemu Selanne	47-60=107
97-98	Teemu Selanne	52-34=86
96-97	Teemu Selanne	51-58=109
95-96	Paul Kariya	50-58=108
94-95	Paul Kariya	18-21=39
93-94	Terry Yake	21-31=52

GOALS

23-24	Frank Vatrano	37
22-23	Trevor Zegras, Troy Terry	23
21-22	Troy Terry	37
20-21	Max Comtois	16
19-20	Adam Henrique	26
18-19	Jakob Silfverberg	24
17-18	Rickard Rakell	34

16-17	Rickard Rakell	33
15-16	Corey Perry	34
14-15	Corey Perry	33
13-14	Corey Perry	43
12-13	Corey Perry, Ryan Getzlaf	15
11-12	Corey Perry	37
10-11	Corey Perry	50*
09-10	Bobby Ryan	35
08-09	Corey Perry	32
07-08	Corey Perry	29
06-07	Teemu Selanne	48
05-06	Teemu Selanne	40
04-05	Sergei Fedorov	31
03-04	Petr Sykora	34
02-03	Paul Kariya	32
01-02	Paul Kariya	33
99-00	Paul Kariya	42
98-99	Teemu Selanne	47
97-98	Teemu Selanne	52
96-97	Teemu Selanne	51
95-96	Paul Kariya	50
94-95	Paul Kariya	18
93-94	Bob Corkum	23

ASSISTS

23-24	Troy Terry, Cam Fowler	34
22-23	Trevor Zegras	42
21-22	Trevor Zegras	38
20-21	Rickard Rakell	19
19-20	Ryan Getzlaf	29
18-19	Ryan Getzlaf	34
17-18	Ryan Getzlaf	50
16-17	Ryan Getzlaf	58
15-16	Ryan Getzlaf	50
14-15	Ryan Getzlaf	45
13-14	Ryan Getzlaf	56
12-13	Ryan Getzlaf	34
11-12	Ryan Getzlaf	46
10-11	Ryan Getzlaf	57
09-10	Ryan Getzlaf	50
08-09	Ryan Getzlaf	66
07-08	Ryan Getzlaf	58
06-07	Scott Niedermayer	54
05-06	Adam McDonald	51
04-05	Vinny Prospal	35
03-04	Paul Kariya	56
02-03	Matt Cullen	30
01-02	Oleg Tverdokvsky	39
99-00	Teemu Selanne	52
98-99	Paul Kariya	62
97-98	Steve Rucchin	36
96-97	Teemu Selanne	58
95-96	Paul Kariya	58
94-95	Paul Kariya, Shaun Van Allen	21
93-94	Terry Yake	31

DEFENSIVE SCORING

23-24	Cam Fowler	5-34=39
22-23	Cam Fowler	10-38=48
21-22	Cam Fowler	9-33=42
20-21	Cam Fowler	5-18=23
19-20	Cam Fowler	9-20=29
18-19	Hampus Lindholm	6-22=28
17-18	Josh Manson	7-30=37
16-17	Cam Fowler	11-28=39
15-16	Sami Vatanen	9-29=38
14-15	Sami Vatanen	12-25=37
13-14	Cam Fowler	6-30=36
12-13	Francois Beauchemin	6-18=24
11-12	Cam Fowler	5-24=29
10-11	Lubomir Visnovsky	18-50=68*
09-10	Scott Niedermayer	10-38=48
08-09	Scott Niedermayer	14-45=59
07-08	Chris Pronger	12-31=43
06-07	Scott Niedermayer	15-64=69*
05-06	Scott Niedermayer	13-50=63
04-05	Niclas Havelid	6-20=26
03-04	Niclas Havelid	11-22=33
02-03	Oleg Tverdokvsky	6-26=32
01-02	Oleg Tverdokvsky	14-39=53
99-00	Oleg Tverdokvsky	15-26=41
98-99	Fredrik Olausson	16-40=56
97-98	Dmitri Mironov	6-30=36
96-97	Dmitri Mironov	12-34=46
95-96	Bobby Dollas	8-22=30
94-95	Bobby Dollas	7-13=20

PLUS/MINUS (+/-)

23-24	Radko Gudas	+14
22-23	Scott Harrington	+1
21-22	Mason McTavish	+3
20-21	Trevor Zegras	+6
19-20	C. Rowney, M. Del Zotto	+5
18-19	Nick Ritchie	+6
17-18	Josh Manson	+34
16-17	Josh Manson	+14
15-16	Ryan Getzlaf	+14
14-15	Hampus Lindholm	+25
13-14	Corey Perry	+32
12-13	F. Beauchemin, S. Souray	+19
11-12	Sheldon Brookbank	+11
10-11	Toni Lydman	+32
09-10	Saku Koivu	+14
08-09	Steve Montador	+14
07-08	Ryan Getzlaf	+32
06-07	Chris Pronger	+27
05-06	Teemu Selanne	+28
04-05	Martin Skoula	+3
03-04	S. Pahlsson, S. Ozolins	+10
02-03	Keith Carney	+14
01-02	Tony Hrkac	0
99-00	Paul Kariya	+22
98-99	Teemu Selanne	+18
97-98	P. Kariya, T. Selanne	+12
96-97	Paul Kariya	+36
95-96	Shaun Van Allen	+13
94-95	Steve Rucchin	+7
93-94	Bobby Dollas	+20

PENALTY MINUTES

23-24	Radko Gudas	128
22-23	Trevor Zegras	88
21-22	Nicolas Deslauriers	90
20-21	Nicolas Deslauriers	53
19-20	Nicolas Deslauriers	92
18-19	Nick Ritchie	82
17-18	Kevin Bieksa	83
16-17	Jared Boll	87
15-16	Kevin Bieksa	99
14-15	Tim Jackman	86
13-14	Patrick Maroon	101
12-13	Corey Perry	72
11-12	Corey Perry	127
10-11	George Parros	171
09-10	George Parros	136
08-09	George Parros	135
07-08	George Parros	183
06-07	Shane O'Brien	140
05-06	Todd Fedoruk	174
04-05	Garrett Burnett	184
03-04	Kevin Sawyer	115
02-03	Kevin Sawyer	221
01-02	Jim Cummins	167
99-00	Stu Grimson	116
98-99	Stu Grimson	158
97-98	David Karpa	217
96-97	Warren Rychel	218
95-96	Todd Ewen	285
94-95	Stu Grimson	110
93-94	Todd Ewen	272

SHOTS

23-24	Frank Vatrano	272
22-23	Frank Vatrano	231
21-22	Troy Terry	192
20-21	Rickard Rakell	144
19-20	Rickard Rakell	186
18-19	Rickard Rakell	194
17-18	Rickard Rakell	230
16-17	Jakob Silfverberg	227
15-16	C. Perry, J. Silfverberg	215
14-15	Ryan Kesler	205
13-14	Corey Perry	280
12-13	Corey Perry	128
11-12	Corey Perry	277
10-11	Corey Perry	290
09-10	Corey Perry	270
08-09	Corey Perry	283
07-08	Corey Perry	200
06-07	Teemu Selanne	257
05-06	Joffrey Lupul	296
04-05	Petr Sykora	277

YEAR-BY-YEAR LEADERS

02-03	Petr Sykora	299
01-02	Paul Kariya	289
00-01	Paul Kariya	230
99-00	Paul Kariya	324
98-99	Paul Kariya	429*
97-98	Teemu Selanne	268
96-97	Paul Kariya	340*
95-96	Paul Kariya	349
94-95	Paul Kariya	134
93-94	Joe Sacco	206

SHOOTING PERCENTAGE

23-24	Mason McTavish	14.6%
22-23	Adam Henrique	16.7%
21-22	Troy Terry	19.3%
20-21	Max Comtois	17.0%
19-20	Adam Henrique	15.4%
18-19	Adam Henrique	14.8%
17-18	Adam Henrique	19.6%
16-17	Rickard Rakell	18.6%
15-16	Corey Perry	15.8%
14-15	Corey Perry	17.1%
13-14	Corey Perry	15.4%
12-13	Andrew Coglian	16.5%
11-12	Bobby Ryan	15.2%
10-11	Corey Perry	17.2%
09-10	George Parros	16.0%
08-09	Bobby Ryan	17.8%
07-08	Corey Perry	14.5%
06-07	Teemu Selanne	18.7%
05-06	Teemu Selanne	15.0%
03-04	Steve Rucchin	13.5%
02-03	Adam Oates	13.4%
01-02	German Titov	20.6%
00-01	Tony Hrkac	14.8%
99-00	Steve Rucchin	14.5%
98-99	Stu Grimson	30.0%
97-98	Teemu Selanne	19.4%
96-97	Teemu Selanne	18.7%
95-96	Steve Rucchin	16.8%
94-95	Peter Douris	14.5%
93-94	Todd Ewen	15.3%

POWER PLAY GOALS

23-24	Frank Vatrano	13
22-23	Mason McTavish	7
21-22	Trevor Zegras	9
20-21	Ryan Getzlaf	3
19-20	Adam Henrique	5
18-19	Adam Henrique	8
17-18	Rickard Rakell	8
16-17	Ryan Kesler	8
15-16	Corey Perry	12
14-15	Sami Vatanen	7
13-14	Corey Perry	8
12-13	Corey Perry	5
11-12	Corey Perry	14
10-11	Teemu Selanne	16
09-10	Teemu Selanne	14
08-09	Teemu Selanne	16
07-08	Corey Perry	11
06-07	Teemu Selanne	25*
05-06	Teemu Selanne	18
03-04	Steve Rucchin, Sergei Fedorov	9
02-03	Petr Sykora	15
01-02	Paul Kariya	11
00-01	Paul Kariya	11
99-00	Paul Kariya	18
98-99	Teemu Selanne	25*
97-98	Teemu Selanne	10
96-97	Paul Kariya	15
95-96	Paul Kariya	20
94-95	Paul Kariya	7
93-94	Troy Loney, Tim Sweeney	6

SHORT-HANDED GOALS

23-24	Frank Vatrano	3
22-23	Isac Lundestrom	1
21-22	Isac Lundestrom	4
20-21	D. Grant, J. Silfverberg	1
19-20	Derek Grant	3
18-19	Jakob Silfverberg	2
17-18	Andrew Coglian	3
16-17	Andrew Coglian	3
15-16	Andrew Coglian	2
14-15	Andrew Coglian	3
13-14	Andrew Coglian	3

12-13	Ryan Getzlaf	3
11-12	Bobby Ryan	2
10-11	Corey Perry	4
09-10	Todd Marchant	3
08-09	Todd Marchant, Travis Moen	2
07-08	Samuel Pahlsson	3
06-07	Todd Marchant	3
05-06	Samuel Pahlsson	3
03-04	Sergei Fedorov	2
02-03	Eight players	1
01-02	M. Cullen, J. Friesen, S. Pahlsson, D. Bylsma	1
00-01	Paul Kariya	3
99-00	Paul Kariya	3
98-99	Paul Kariya	2
97-98	Joe Sacco, Scott Young	2
96-97	Paul Kariya	3
95-96	Paul Kariya	3
94-95	B. Dollas, P. Kariya, O. Tverdovsky, S. Van Allen	1
93-94	Bob Corkum	3

GAME-WINNING GOALS

23-24	Frank Vatrano	3
22-23	T. Terry, T. Zegras	3
21-22	Troy Terry	7
20-21	Max Comtois	3
19-20	Ryan Getzlaf	5
18-19	Jakob Silfverberg	4
17-18	Adam Henrique	8
16-17	Rickard Rakell	10
15-16	Rickard Rakell	7
14-15	Matt Beleskey	4
13-14	Corey Perry	9
12-13	Corey Perry, Kyle Palmieri	5
11-12	Corey Perry	6
10-11	Corey Perry	11*
09-10	Saku Koivu	6
08-09	Corey Perry	7
07-08	Chris Kunitz	6
06-07	Teemu Selanne	10
05-06	Andy McDonald	7
03-04	Sergei Fedorov	6
02-03	Niclas Havelid, Petr Sykora	5
01-02	Paul Kariya	8
00-01	Teemu Selanne	5
99-00	Teemu Selanne	6
98-99	Teemu Selanne	7
97-98	Teemu Selanne	10
96-97	Paul Kariya	10*
95-96	Paul Kariya	9
94-95	Peter Douris	4
93-94	Garry Valk	5

OVERTIME GOALS

23-24	Frank Vatrano	2
22-23	R. Strome, T. Zegras	2
21-22	Troy Terry	2
20-21	Adam Henrique	2
19-20	R. Getzlaf, R. Rakell, S. Steel, S. Milano	1
18-19	R. Getzlaf, C. Fowler, R. Rakell, J. Silfverberg, D. Sprong	1
17-18	Hampus Lindholm	2
16-17	O. Kase, R. Rakell, S. Theodore	1
15-16	Rickard Rakell	2
14-15	R. Getzlaf, R. Kesler	2
13-14	N. Bonino, R. Getzlaf, S. Koivu, K. Palmieri, M. Perreault, C. Perry, S. Robidas	1
12-13	Corey Perry	1
11-12	C. Perry, R. Getzlaf	1
10-11	C. Perry, R. Getzlaf, L. Visnovsky, C. Fowler	2
09-10	Saku Koivu	2
08-09	S. Niedermayer	2
07-08	F. Beauchemin, S. Pahlsson, C. Pronger, M. Schneider	2
06-07	Teemu Selanne	2
05-06	S. Niedermayer, J. Hedstrom, S. Zoccolinsh	1
03-04	S. Fedorov, N. Havelid, R. Niedermayer, P. Sykora	1
02-03	N. Havelid, S. Thomas	2
01-02	M. Leclerc, K. Carney, G. Titov	1
00-01	M. Crowley, N. Havelid,	

	P. Tenkrat, O. Tverdovsky	1
99-00	Oleg Tverdovsky	2
98-99	Steve Rucchin	1
97-98	J. Sacco, T. Selanne, S. Young	1
96-97	Steve Rucchin	2
95-96	Paul Kariya	3
94-95	Peter Douris, Stephan Lebeau	1
93-94	Garry Valk, Jarrod Skalde	1

HAT TRICKS

23-24	Frank Vatrano	3
22-23	Frank Vatrano	1
21-22	Troy Terry	1
20-21	Isac Lundestrom	1
19-20	D. Grant, N. Deslauriers	1
18-19	C. Fowler, O. Kase, S. Steel, R. Rakell	1
17-18	H. Lindholm, R. Rakell	1
16-17	Ryan Kesler	1
15-16	C. Perry, J. Silfverberg	1
14-15	Corey Perry	3
13-14	Ryan Getzlaf	2
12-13	N. Bonino, A. Coglian, K. Palmieri	1
11-12	Corey Perry	2
10-11	Corey Perry	3
09-10	None Recorded	
08-09	Teemu Selanne, Bobby Ryan	1
07-08	Teemu Selanne	1
06-07	Chris Kunitz, Teemu Selanne	1
05-06	Jonathan Hedstrom	1
03-04	Vaclav Prospal	1
02-03	Paul Kariya	1
01-02	Paul Kariya	2
00-01	Paul Kariya	2
99-00	Teemu Selanne	1
98-99	Teemu Selanne	1
97-98	Teemu Selanne	3
96-97	Paul Kariya	2
95-96	Teemu Selanne	2
94-95	None Recorded	
93-94	Terry Yake	1

SAVE PERCENTAGE (MIN. 15 GAMES)

23-24	Lukas Dostal	902%
22-23	Lukas Dostal	901%
21-22	Anthony Stolarz	917%
20-21	John Gibson	903%
19-20	Ryan Miller	907%
18-19	John Gibson	917%
17-18	Ryan Miller	928%
16-17	John Gibson	924%
15-16	John Gibson	920%
14-15	F. Andersen, J. Gibson	914%
13-14	Frederik Andersen	923%
12-13	Viktor Fasth	921%
11-12	Jonas Hiller	910%
10-11	Jonas Hiller	924%
09-10	Jonas Hiller	918%
08-09	Jonas Hiller	919%
07-08	Jonas Hiller	927%
06-07	Jean-Sebastien Giguere	918%
05-06	Jean-Sebastien Giguere	911%
03-04	Martin Gerber	918%
02-03	Martin Gerber	929%
01-02	Jean-Sebastien Giguere	920%
00-01	Jean-Sebastien Giguere	911%
99-00	Guy Hebert	908%
98-99	Dominic Rossell	923%
97-98	Guy Hebert	903%
96-97	Guy Hebert	919%
95-96	Guy Hebert	914%
94-95	Guy Hebert	904%
93-94	Ron Tugnutt	908%

GOALS-AGAINST AVERAGE (MIN. 15 GAMES)

23-24	Lukas Dostal	3.33
22-23	Anthony Stolarz	3.73
21-22	Anthony Stolarz	2.67
20-21	John Gibson	2.98
19-20	John Gibson	3.00
18-19	Ryan Miller	2.76
17-18	Ryan Miller	2.35
16-17	John Gibson	2.22
15-16	John Gibson	2.07
14-15	Frederik Andersen	2.38
13-14	Frederik Andersen	2.29

YEAR-BY-YEAR LEADERS

12-13	Viktor Fasth	2:18
11-12	Jonas Hiller	2:57
10-11	Jonas Hiller	2:56
09-10	Jonas Hiller	2:73
08-09	Jonas Hiller	2:39
07-08	Jonas Hiller	2:06
06-07	Jean-Sebastien Giguere	2:26
05-06	Ilya Bryzgalov	2:51
03-04	Martin Gerber	2:26
02-03	Martin Gerber	1:94
01-02	Jean-Sebastien Giguere	2:13
00-01	Jean-Sebastien Giguere	2:57
99-00	Guy Hebert	2:51
98-99	Guy Hebert	2:42
97-98	Guy Hebert	2:93
96-97	Guy Hebert	2:67
95-96	Guy Hebert	2:83
94-95	Guy Hebert	3:13
93-94	Guy Hebert	2:83

WINS

23-24	Lukas Dostal	14
22-23	John Gibson	14
21-22	John Gibson	18
20-21	John Gibson	9
19-20	John Gibson	20
18-19	John Gibson	26
17-18	John Gibson	31
16-17	John Gibson	25
15-16	Frederik Andersen	22
14-15	Frederik Andersen	35
13-14	Jonas Hiller	29
12-13	V. Fasth, J. Hiller	15
11-12	Jonas Hiller	29
10-11	Jonas Hiller	26
09-10	Jonas Hiller	30
08-09	Jonas Hiller	23
07-08	Jean-Sebastien Giguere	35
06-07	Jean-Sebastien Giguere	36
05-06	Jean-Sebastien Giguere	30
03-04	Jean-Sebastien Giguere	17
02-03	Jean-Sebastien Giguere	34
01-02	Jean-Sebastien Giguere	20
00-01	Guy Hebert	12
99-00	Guy Hebert	28
98-99	Guy Hebert	31
97-98	G. Hebert, M. Shtalenkov	13
96-97	Guy Hebert	29
95-96	Guy Hebert	28
94-95	Guy Hebert	12
93-94	Guy Hebert	20

SHUTOUTS

23-24	Lukas Dostal	1
22-23	John Gibson	1
21-22	Anthony Stolarz	3
20-21	John Gibson	3
19-20	John Gibson	1
18-19	John Gibson	2
17-18	J. Gibson, R. Miller	4
16-17	John Gibson	6
15-16	John Gibson	4
14-15	Frederik Andersen	3
13-14	Jonas Hiller	5
12-13	Viktor Fasth	4
11-12	Jonas Hiller	4
10-11	Jonas Hiller	5
09-10	Jonas Hiller	2
08-09	Jonas Hiller	4
07-08	Jean-Sebastien Giguere	4
06-07	Jean-Sebastien Giguere	4
05-06	Jean-Sebastien Giguere	2
03-04	Jean-Sebastien Giguere	3
02-03	Jean-Sebastien Giguere	8
01-02	Jean-Sebastien Giguere	4
00-01	Jean-Sebastien Giguere	4
99-00	Guy Hebert	4
98-99	Guy Hebert	6
97-98	Guy Hebert	3
96-97	Guy Hebert	4
95-96	Guy Hebert	4
94-95	Guy Hebert	2
93-94	Guy Hebert	2

DUCKS YEAR-BY-YEAR REAL TIME SCORING LEADERS

(since the start of the 1997-98 season)

TIME ON ICE (MINUTES PER GAME)

23-24	Cam Fowler	24:25
22-23	Cam Fowler	24:10
21-22	Cam Fowler	24:25
20-21	Cam Fowler	21:46
19-20	Hampus Lindholm	23:04
18-19	Hampus Lindholm	24:00
17-18	Cam Fowler	24:51
16-17	Cam Fowler	24:50
15-16	Cam Fowler	22:46
14-15	Francois Beauchemin	22:44
13-14	Cam Fowler	23:51
12-13	Francois Beauchemin	23:27
11-12	Francois Beauchemin	25:33
10-11	Lubomir Visnovsky	24:17
09-10	Scott Niedermayer	26:30
08-09	Chris Pronger	26:56
07-08	Chris Pronger	26:00
06-07	Scott Niedermayer	27:30
05-06	Scott Niedermayer	25:30
03-04	Ruslan Salei	23:41
02-03	Keith Carney	22:33
01-02	Oleg Tverдовsky	22:50
00-01	Oleg Tverдовsky	24:24
99-00	Paul Kariya	24:21
98-99	Paul Kariya	25:32
97-98	Dmitri Mironov	25:44

SHIFTS PER GAME

23-24	Cam Fowler	26.9
22-23	Cam Fowler	25.6
21-22	Cam Fowler	27.4
20-21	Cam Fowler	27.3
19-20	Hampus Lindholm	28.9
18-19	Hampus Lindholm	30.0
17-18	Hampus Lindholm	26.0
16-17	Cam Fowler	28.2
15-16	Ryan Kesler	27.0
14-15	F. Beauchemin, H. Lindholm	26.3
13-14	Cam Fowler	29.3
12-13	Francois Beauchemin	25.8
11-12	Francois Beauchemin	25.9
10-11	S. Koivu, P. Mara	27.2
09-10	Scott Niedermayer	27.3
08-09	Chris Pronger	28.9
07-08	Chris Pronger	28.2
06-07	Chris Pronger	27.8
05-06	Francois Beauchemin	26.4
04-04	Steve Rucchin	28.5
02-03	Steve Rucchin	28.4
01-02	Keith Carney	26.1
00-01	Oleg Tverдовsky	28.4
99-00	Paul Kariya	26.4
98-99	Kevin Haller	27.2
97-98	Paul Kariya	27.3

FACEOFF WIN PERCENTAGE

23-24	Mason McTavish	51.7%
22-23	Derek Grant	55.2%
21-22	Adam Henrique	55.5%
20-21	Adam Henrique	57.1%
19-20	Adam Henrique	55.1%
18-19	Ryan Kesler	55.7%
17-18	Antoine Vermette	60.0%*
16-17	Antoine Vermette	62.2%
15-16	Ryan Kesler	58.5%
14-15	Ryan Kesler	56.3%
13-14	Mathieu Perreault	52.6%
12-13	David Steckel	57.1%
11-12	Saku Koivu	52.4%
10-11	Saku Koivu	52.8%
09-10	Saku Koivu	51.4%
08-09	Samuel Pahlsson	53.5%
07-08	Samuel Pahlsson	55.0%
06-07	Andy McDonald	55.4%
05-06	Andy McDonald	56.3%
03-04	Jason Krog	58.5%
02-03	Jason Krog	60.4%
01-02	Marc Chouinard	54.9%
00-01	Marc Chouinard	60.9%
99-00	Steve Rucchin	53.4%
98-99	Travis Green	52.8%

97-98	Mark Janssens	57.9%
-------	---------------	-------

TOTAL FACEOFFS TAKEN

23-24	Mason McTavish	845
22-23	Ryan Strome	918
21-22	Ryan Getzlaf	1,025
20-21	Ryan Getzlaf	677
19-20	Ryan Getzlaf	1,034
18-19	Adam Henrique	1,083
17-18	Antoine Vermette	1,015
16-17	Ryan Kesler	1,793
15-16	Ryan Kesler	1,675
14-15	Ryan Kesler	1,664
13-14	Ryan Getzlaf	1,411
12-13	Saku Koivu	851
11-12	Ryan Getzlaf	1,354
10-11	Saku Koivu	1,339
09-10	Ryan Getzlaf	1,124
08-09	Ryan Getzlaf	1,128
07-08	Ryan Getzlaf	1,152
06-07	Samuel Pahlsson	1,523
05-06	Samuel Pahlsson	1,517
03-04	Sergei Fedorov	1,558
02-03	Steve Rucchin	1,613
01-02	Matt Cullen	1,283
00-01	Matt Cullen	1,478
99-00	Steve Rucchin	1,996
98-99	Steve Rucchin	1,845
97-98	Steve Rucchin	1,699

TOTAL FACEOFF WINS

23-24	Mason McTavish	437
22-23	Ryan Strome	402
21-22	Ryan Getzlaf	546
20-21	Ryan Getzlaf	350
19-20	Ryan Getzlaf	530
18-19	Ryan Kesler	582
17-18	Antoine Vermette	609
16-17	Ryan Kesler	1,029
15-16	Ryan Kesler	980
14-15	Ryan Kesler	937
13-14	Ryan Getzlaf	692
12-13	Saku Koivu	437
11-12	Saku Koivu	646
10-11	Saku Koivu	707
09-10	Saku Koivu	571
08-09	Samuel Pahlsson	569
07-08	Samuel Pahlsson	586
06-07	Samuel Pahlsson	802
05-06	Samuel Pahlsson	801
03-04	Sergei Fedorov	882
02-03	Steve Rucchin	874
01-02	Matt Cullen	660
00-01	Matt Cullen	710
99-00	Steve Rucchin	1,066
98-99	Steve Rucchin	965
97-98	Steve Rucchin	923

TOTAL FACEOFF LOSSES

23-24	Mason McTavish	408
22-23	Ryan Strome	516
21-22	Isac Lundestrom	488
20-21	Ryan Getzlaf	326
19-20	Ryan Getzlaf	504
18-19	Adam Henrique	512
17-18	Ryan Getzlaf	443
16-17	Ryan Kesler	764
15-16	Ryan Kesler	695
14-15	Ryan Kesler	727
13-14	Ryan Getzlaf	719
12-13	Saku Koivu	414
11-12	Ryan Getzlaf	715
10-11	Ryan Getzlaf	641
09-10	Ryan Getzlaf	591
08-09	Ryan Getzlaf	562
07-08	Ryan Getzlaf	607
06-07	Samuel Pahlsson	721
05-06	Samuel Pahlsson	716
03-04	Sergei Fedorov	676
02-03	Steve Rucchin	739
01-02	Matt Cullen	623
00-01	Matt Cullen	768
99-00	Steve Rucchin	930
98-99	Steve Rucchin	880
97-98	Steve Rucchin	776

* - led NHL; Anaheim totals only; minimum 40 games played; 2004-05 season cancelled due to NHL work stoppage

ALL-TIME 10 FASTEST GOALS SCORED BY ANAHEIM

(FROM THE START OF A GAME)

	TIME	DATE	OPPONENT	GOAL
1.	:08	3/9/97	@ COL	Kariya (Rucchin)
2.	:15	11/28/18	@ FLA	Manson (Gibbons, Rowney)
3.	:16	1/15/97	@ CGY	Rucchin (Selanne, Dollas)
	:16	1/4/08	vs. CHI	Perry (O'Donnell, Getzlaf)
5.	:17	10/15/21	vs. MIN	Silfverberg (Shattenkirk, Fowler)
6.	:19	11/3/02	vs. SJS	Chistov (Havelid, Leclerc)
	:19	12/12/10	vs. MIN	Perry (Ryan)
	:19	11/12/22	vs. CHI	Terry (Zegras)
8.	:20	1/22/00	@ SJS	Selanne (Trnka)
	:20	1/7/242	vs. DET	Zegras (Terry, Henrique)
9.	:21	3/9/08	vs. MTL	Marchant (Weight, Bertuzzi)
	:21	3/2/13	@ PHX	Cogliano (Koivu, Lydman)
11.	:22	4/9/95	vs. LA	Holan (Corkum, Sacco)
	:22	3/24/03	vs. CBJ	Leclerc (Kariya, Rucchin)
	:22	3/11/15	@ CGY	Getzlaf (unassisted)

ALL-TIME 10 FASTEST GOALS SCORED BY ANAHEIM OPPONENTS

(FROM THE START OF A GAME)

	TIME	DATE	OPPONENT	GOAL
1.	:09	1/16/94	vs. VAN	Linden (Namestnikov, Babych)
2.	:10	12/14/19	vs. NYR	Zibanejad (Unassisted)
3.	:11	2/5/21	vs. SJS	Couture (Ferraro, Kane)
	:11	11/21/22	@ STL	Acciari (Schenn)
	:11	4/7/24	vs. STL	Zack Bolduc (Thomas, Parayko)
6.	:12	3/10/17	@ STL	Tarasenko (Schwartz, Bouwmeester)
7.	:13	11/7/21	STL	Saad (Perron, Parayko)
	:13	10/21/11	vs. DAL	Eriksson (Ott, Benn)
	:13	2/25/18	vs. EDM	Draisaitl (Cammalleri)
10.	:14	2/2/11	vs. SJS	Heatley (Thornton, Murray)
	:14	10/29/11	@ NSH	Hornqvist (Wilson, Weber)



ALL-TIME NUMERICAL ROSTER

(All players who have appeared in at least one game entering 2022-23, including which season they played in)

- 1 Ron Tugnutt, 93-94
Mike O'Neill, 96-97
Gregg Naumenko, 00-01
Jonas Hiller, 07-14
Jonathan Bernier, 16-17
Reto Berra, 17-18
Chad Johnson, 18-19
Lukas Dostal, 21-24
- 2 Bobby Dollas, 93-98
Fredrik Claussun, 98-00, 02-03
Todd Simpson, 03-04
Ken Klee, 08-09
Eric Brewer, 14-15
Kevin Bieksa, 15-17
Luke Schenn, 18-19
Brendan Guhle, 18-22
- 3 Mark Ferner, 93-94
Jason York, 95-96
Patrick Traverse, 00-01
Keith Carney, 01-06
Bret Hedican, 08-09
Andreas Lilja, 10-11
Clayton Stoner, 14-17
Kevin Bieksa, 17-18
John Klingberg, 22-23
- 4 David Williams, 93-95
Fredrik Claussun, 95-96
Jamie Pushor, 97-99
Antti-Jussi Niemi, 01-02
Lance Ward, 02-04
Todd Bertuzzi, 07-08
Nick Boynton, 09-10
Aaron Ward, 09-10
Cam Fowler, 10-24
- 5 Robert Dirk, 94-96
Ruben Salei, 96-97
Drew Bannister, 97-98
Kevin Haller, 98-00
Vitaly Vishnevski, 00-06
Ric Jackman, 06-07
Steve Montador, 08-09
Luca Sbisa, 09-14
Bryan Allen, 14-15
Korbinian Holzer, 15-20
Urho Vaakanainen, 21-24
- 6 Sean Hill, 93-94
Don McSweeney, 94-96
Doug Houda, 97-98
Vitaly Vishnevski, 99-01
Jason Marshall, 05-06
Nathan McIver, 08-09
Kurtis Foster, 11-12
Ben Lovejoy, 12-15
Simon Despres, 16-17
Erik Gudbranson, 19-20
Jamie Drysdale, 22-24
- 7 Alexei Kasatonov, 93-94
Milos Holan, 95-96
Pavel Trnka, 97-03
Bruno St. Jacques, 05-06
Shane Hnidy, 07-08
Marc-Andre Bergeron, 07-08
Brendan Morrison, 08-09
Steve Eminger, 09-10
Andrew Coglian, 11-19
Jayson Megna, 22-23
Radko Gudas, 23-24
- 8 Tim Sweeney, 93-95
Chad Kilger, 95-96
Sander Ozolinsh, 02-06
Teemu Selanne, 96-01, 06-14
Retired Jan. 11, 2015
- 9 Paul Kariya, 94-03
Bobby Ryan, 08-13
Retired Oct. 21, 2018
- 10 Jarrod Skalde, 93-94
Oleg Tverdokhovo, 94-96, 99-02
Roman Oksuta, 96-97
Sean Pronger, 97-98
Josef Marha, 97-99
Jason Krog, 02-04
Corey Perry, 06-19
- 11 Valeri Karpov, 94-97
Shawn Antoski, 97-98
Matt Cullen, 98-99
Kip Miller, 99-00
Andy McDonald, 00-01
Jeff Friesen, 00-02
Marc Chouinard, 02-03
Mathieu Schneider, 07-08
Saku Koivu, 09-14
Brandon Pirri, 15-16
Daniel Sprong, 18-20
Trevor Ziegler, 22-24
- 12 David Sacco, 95-96
Kevin Todd, 96-98
Mike Leclerc, 98-04
Jeff Friesen, 05-06
Brandon Bochenski, 07-08
Josh Green, 08-09, 10-11
Niklas Hagman, 11-12
Devante Smith-Pelly, 14-15
Sonny Milano, 20-22
- 13 Ted Drury, 96-98
German Titov, 00-02
Teemu Selanne, 05-06
Mark Hartigan, 06-07
Mike Brown, 08-10
Nick Bonino, 12-14
Simon Benoit, 22-23
- 14 Joe Sacco, 93-98
Antti Aalto, 98-01
Cam Severson, 02-04
Martin Skoula, 03-04
Chris Kunitz, 06-09
Joffrey Lupul, 09-10
Maxim Lapierre, 10-11
Ben Maxwell, 11-12
Rod Pelley, 11-12
Rene Bourque, 14-15
Tomas Fleischmann, 14-15
Adam Henrique, 17-24
- 15 Steve Rucchin, 94-95
David Karp, 94-95
Vlacheslav Butsayev, 95-96
Dmitri Mironov, 96-98
Tony Hrkac, 99-01
Jim Cummins, 01-02
Joffrey Lupul, 03-06
Ryan Getzlaf, 06-22
- 16 Peter Douris, 93-96
Warren Rychel, 96-98
Marty McInnis, 98-02
George Parros, 06-12
Emerson Etem, 14-15
Ryan Garbutt, 15-17
Zack Aston-Reese, 21-22
Ryan Strome, 22-24
- 17 Steven King, 93-94
David Karp, 95-96
Jari Kurri, 96-97
Tomas Sandstrom, 97-99
Matt Cullen, 99-03
Cam Severson, 03-04
- Jonathan Hedstrom, 05-06
Dustin Penner, 06-07, 13-14
Brian Sutherby, 07-09
Petteri Nokelainen, 08-10
Lubomir Visnovsky, 09-12
Ryan Kesler, 14-19
Scott Harrington, 22-23
Alex Killorn, 23-24
- 18 Garry Valk, 93-97
Mark Janssens, 97-98
Ted Drury, 98-00
Maxim Balmochnykh, 99-00
Petr Tenkrat, 00-02
Patric Kjellberg, 01-03
Mikael Holmqvist, 03-04
Ian Moran, 06-07
Drew Miller, 06-09
Mark Bell, 11-12
Radek Dvorak, 12-13
Tim Jackman, 13-16
Patrick Eaves, 16-19
Robert Hagg, 23-24
- 19 Anatoli Semenov, 93-95
Bob Corkum, 95-96
Shawn Antoski, 96-97
Jeff Nielsen, 97-00
Jim Cummins, 00-01
Andy McDonald, 01-08
Ryan Whitney, 08-10
Joffrey Lupul, 10-11
Brad Winchester, 10-11
Jean-Francois Jacques, 11-12
Matthew Lombardi, 12-13
Stephane Robidas, 13-14
Patrick Maroon, 14-16
Troy Terry, 21-24
- 20 Bob Corkum, 93-95
Steve Rucchin, 94-04
Maxim Kondratiev, 07-08
Geoff Platt, 07-08
Ryan Carter, 08-11
David Steckel, 12-14
James Wisniewski, 14-15
Jason Chimera, 17-18
Pontus Aberg, 18-19
Justin Kloos, 18-19
Nicolas Deslauriers, 19-22
Brett Leason, 22-24
- 21 Patrik Carnback, 93-95
Jim Campbell, 95-96
Igor Nikulin, 96-97
Espen Knutsen, 97-98
Scott Ferguson, 98-99
Ted Donato, 99-00
Dan Bylsma, 00-04
Sean O'Donnell, 05-08
Sheldon Brookbank, 08-12
Kyle Palmieri, 13-15
Chris Wagner, 16-18
Jake Dotchin, 18-19
David Backes, 19-21
Isac Lundestrom, 21-24
- 22 Shaun Van Allen, 93-96
Ken Baumgartner, 96-97
Brent Severyn, 97-98
Johan Davidsson, 98-00
Jorgen Jonsson, 99-00
Jonas Ronnqvist, 00-01
Alexei Smirnov, 02-04
Todd Marchant, 05-11
Mathieu Perreault, 13-14
Shawn Horcoff, 15-16
Dennis Rasmussen, 17-18
Chris Kelly, 17-18
Adam Cracknell, 18-19
Sonny Milano, 19-20
- Kevin Shattenkirk, 20-23
- 23 Bill Houlder, 93-94
Jason Marshall, 94-96, 97-01
Brian Bellows, 96-97
Sergei Krivokrasov, 01-02
Stanislav Chistov, 02-04
Francois Beauchemin, 05-09, 10-15, 17-18
Paul Mara, 10-11
Brian Gibbons, 18-19
Sam Steel, 20-22
Mason McTavish, 23-24
- 24 Troy Loney, 93-94
Tom Kurvers, 94-95
Steven King, 95-96
Ken Baumgartner, 95-96
Mark Janssens, 96-97
Ruslan Salei, 97-06
Stanislav Chistov, 06-07
Brad May, 06-09
Evgeny Artyukhin, 09-10
Francois Beauchemin, 10-11
Simon Despres, 14-16
Carter Rowney, 18-21
Bo Groulx, 23-24
- 25 Terry Yake, 93-94
Todd Krygier, 95-96
Adrian Plavic, 96-97
Mike Crowley, 98-99, 00-01
Frank Banham, 99-00
Kevin Sawyer, 01-03
Zenon Konopka, 05-06
Chris Pronger, 06-09
Andy Sutton, 10-11
Brad Staubitz, 12-13
Mike Santorelli, 15-16
Ondrej Kase, 17-20
- 26 Robin Bawa, 93-94
Mike Sillinger, 95-96
Nikolai Tsulygin, 96-97
Jeremy Stevenson, 99-00
Andrei Nazarov, 00-01
Samuel Pahlsson, 00-09
Erik Christensen, 08-10
Jason Blake, 09-10
Danny Syvret, 10-11
Carl Hagelin, 15-16
Emerson Etem, 16-17
Brandon Montour, 17-19
Andrew Agostino, 19-21
Gerry Mayhew, 21-22
Brock McGinn, 22-24
- 27 Lonnie Loach, 93-94
John Lilley, 94-95
Mike Leclerc, 96-98
Pascal Trepanier, 98-01
Denny Lambert, 01-02
Craig Johnson, 03-04
Peter Shastliov, 03-04
Scott Niedermayer, 05-10
Retired Feb. 17, 2019
- 28 Dwayne Norris, 94-95
Roman Oksuta, 95-96
Jason Marshall, 96-97
Niclas Havelid, 99-04
Tyler Wright, 05-06
Mark Mowers, 07-08
Kyle Chipchura, 09-11
Mark Fistric, 13-15
Ryan Garbutt, 15-16
Marcus Pettersson, 18-19
Jani Hakanpaa, 19-21
Vinni Lettieri, 21-22
Nathan Beaulieu, 22-23
Gustav Lindstrom, 23-24

ALL-TIME NUMERICAL ROSTER

- 29 Randy Ladouceur, 93-96
Darren Van Impe, 96-98
Frank Banham, 97-98
Ladislav Kohn, 99-01
Timo Parssinen, 01-02
Martin Gerber, 02-04
Todd Fedoruk, 05-07
Sebastian Caron, 06-07
Ray Emery, 10-11
Chris Stewart, 15-16
Devin Shore, 18-20
Christian Djoos, 19-20
Greg Pateryn, 21-22
Dmitry Kulikov, 22-23
- 30 Dominic Roussel, 98-01
Ilya Bryzgalov, 01-02, 03-08
Timo Pielmeier, 10-11
Viktor Fasth, 12-14
Jason LaBarbera, 14-15
Anton Khudobin, 15-16
Dustin Tokarski, 16-17
Ryan Miller, 17-21
- 31 Guy Hebert, 93-01
Steve Shields, 01-02
Michael Wall, 06-07
Curtis McElhinney, 09-11
Iiro Tarkki, 11-12
Frederik Andersen, 13-16
Anthony Stolarz, 19-20
Olle Eriksson Ek, 22-23
- 32 Stu Grimson, 93-95, 98-00
Alex Hicks, 95-96
Richard Park, 96-98
Marc Chouinard, 00-03
Steve Thomas, 02-03
Travis Moen, 05-09
Kyle Calder, 09-10
Toni Lydman, 10-13
Jacob Larsson, 18-22
- 33 Jim Thomson, 93-95
David Karpa, 96-98
Jim McKenzie, 98-00
Ed Ward, 99-00
Jason York, 01-02
Mark Popovich, 03-04
Joe DiPenta, 05-08
Jason Blake, 09-12
Jakob Silfverberg, 13-24
- 34 Anatoli Fedotov, 93-94
Dan Trebil, 96-99
Kurt Sauer, 02-04
Aaron Rome, 06-07
James Wisniewski, 08-10
Aaron Voros, 10-11
Nate Guenin, 11-12
Daniel Winnik, 12-14
Sam Steel, 18-20
Jamie Drysdale, 20-22
Pavel Mintyukov, 23-24
- 35 Mikhail Shtalenkov, 93-98
Tom Askey, 98-99
Jean-Sebastien Giguere, 00-10
- 36 Todd Ewen, 93-96
J.F. Daigneault, 96-98
Tony Tuzzolino, 97-98
Drew Bannister, 01-02
John Gibson, 13-24
- 37 Marc Moro, 97-98
Bob Wren, 00-01
Aris Brimmanis, 01-02
Chris O'Sullivan, 02-03
Kip Brennan, 05-06
Shane O'Brien, 06-07
Jarkko Ruutu, 10-11
Mat Clark, 14-15
- Nick Ritchie, 15-20
Mason McTavish, 21-23
William Lagesson, 23-24
- 38 Mike Crowley, 97-98
Rob Valicevic, 02-03
Chris Kunitz, 03-06
Ryan Shannon, 06-07
Dan Ellis, 10-12
William Karlsson, 14-15
Derek Grant, 17-23
- 39 Don McSweeney, 93-94
Frank Banham, 96-97
Travis Green, 97-99, 06-07
Petr Sykora, 02-06
Doug Weight, 07-08
Matt Beleskey, 09-15
Mason Raymond, 16-17
Joseph Blandisi, 17-19
Sam Carrick, 19-23
Ben Meyers, 23-24
- 40 Jeremy Stevenson, 95-98
Antti-Jussi, Niemi, 00-01
Vaclav Prospal, 03-04
Aaron Gavey, 05-06
Kent Huskins, 06-09
Jordan Hendry, 12-13
Nolan Yonkman, 13-14
Jared Boll, 16-18
Kevin Boyle, 18-19
Vincent Lettieri, 20-21
Pavol Regenda, 22-24
- 41 Chris Armstrong, 03-04
David McKee, 06-07
Nathan Ostryck, 09-10
Andrew Gordon, 11-12
Harry Zolnierczyk, 15-16
Corey Topp, 16-17
Anthony Stolarz, 20-23
- 42 Denny Lambert, 94-96
Barry Nieckar, 96-98
Trevor Gillies, 05-06
Jason King, 07-08
Dan Sexton, 09-11
Josh Manson, 14-22
Glenn Gawdin, 22-24
- 43 Maxim Bets, 93-94
Bjorn Melin, 06-07
Jeff Deslauriers, 11-12
Max Friberg, 14-16
Jaycob Megna, 18-19
Danton Heinen, 19-21
Drew Helleson, 22-23
- 44 Myles O'Connor, 93-94
Oleg Mikulchik, 95-96
Antti Aalto, 97-98
Mike Brown, 02-03
Rob Niedermayer, 02-09
Sheldon Souray, 12-13
Nate Thompson, 14-17
Michael Del Zotto, 18-20
Max Comtois, 21-23
Ross Johnston, 23-24
- 45 Scott McKay, 93-94
Matt Cullen, 97-98
Shawn Thornton, 06-07
Sami Vatanen, 12-18
Andy Welinski, 18-19, 20-21
Colton White, 22-23
- 46 J.F. Jomphe, 95-98
Kevin Sawyer, 00-01
Tony Martensson, 03-04
Curtis Glencross, 06-07
Joe Motzko, 06-07
Jiri Sekac, 14-16
Ben Street, 18-19
- Erik Gudbranson, 19-20
Trevor Zegras, 20-22
Ilya Lyubushkin, 23-24
- 47 Stephan Lebeau, 94-95
Espen Knutsen, 97-98
Tim Brent, 06-07
Hampus Lindholm, 13-22
- 48 John Lilley, 93-94
Darren Van Impe, 94-96
Scott Young, 97-98
Andy McDonald, 00-01
Casey Hankinson, 03-04
Mark Mowers, 07-08
Andrew Ebbett, 07-10
Colby Robak, 14-15
Michael Sgarbossa, 16-17
Logan Shaw, 16-18
Isac Lundestrom, 18-21
Austin Strand, 22-23
- 49 Maxime Macenauer, 11-12
Max Jones, 18-24
- 50 Bob Wren, 97-98
Troy Bodie, 08-11
Antoine Vermette, 16-18
Benoit-Olivier Groulx, 21-23
- 51 Craig Reichert, 96-97
Jonathan Hedstrom, 02-03
Ryan Getzlaf, 05-06
Kyle Palmieri, 10-13
Alex Grant, 13-14
Dany Heatley, 14-15
Jacob Larsson, 16-17
Mike Liambas, 17-18
Haydn Fleury, 20-21
Dominik Simon, 21-22
Olen Zellweger, 23-24
- 52 Peter LeBoutillier, 96-98
Ryan Carter, 06-08
Matt Irwin, 19-20
- 53 Brett Festerling, 08-11
Shea Theodore, 15-17
Max Comtois, 18-21
Buddy Robinson, 21-22
Justin Kirkland, 22-23
- 54 Sean Pronger, 95-97
Bobby Ryan, 07-09
Cam Fowler, 10-11
- 55 Garrett Burnett, 03-04
Brian Salcido, 08-09
Bryan Allen, 12-14
Danny O'Regan, 21-22
- 56 Petteri Wirtanen, 07-08
Sam Carrick, 18-20
Brayden Tracey, 21-22
- 57 David Perron, 15-16
Bryce Kindopp, 21-22
- 58 Ryan O'Marra, 11-12
Nicolas Kerdlies, 16-18
Chase De Leo, 18-21
- 59 Nick Sorenson, 16-17
- 60 Brendan Mikkelsen, 08-11
Jackson LaCombe, 22-24
- 61 Corey Perry, 05-06
Troy Terry, 17-21
Cutter Gauthier, 23-24
- 62 Patrick Maroon, 11-14
Chris Wagner, 14-16
Andrej Sustr, 18-19
- Nikita Nesterenko, 22-24
- 63 Nick Bonino, 09-12
Kevin Roy, 17-19
- 64 Matt Beleskey, 08-09
Brandon McMillan, 10-13
Stefan Noesen, 14-17
Kiefer Sherwood, 18-20
Jacob Perreault, 21-22
Sam Colangelo, 23-24
- 65 Emerson Etem, 12-14
Marcus Pettersson, 17-18
- 67 Tom Askey, 97-98
MacGregor Sharp, 09-10
Rickard Rakell, 12-21
Tristan Luneau, 23-24
- 68 Tom Hodges, 21-22
- 71 Brandon Montour, 16-17
J.T. Brown, 17-18
- 72 Hunter Drew, 21-22
- 73 Mat Clark, 11-12
Andy Welinski, 17-18
- 74 Peter Holland, 11-14
Joseph Cramarossa, 16-17
- 75 Jaycob Megna, 16-18
- 76 Dustin Penner, 05-06
Josh Mahura, 18-22
- 77 Adam Oates, 02-03
Devante Smith-Pelly, 11-14
Jesse Blacker, 14-15
Michael Sgarbossa, 15-16
Frank Vatrano, 22-24
- 80 Ilya Bryzgalov, 14-15
- 83 Kalle Kossila, 16-19
- 86 Ondrej Kase, 16-17
Simon Benoit, 20-22
- 88 Jamie McGinn, 15-16
- 90 Giovanni Fiore, 17-18
- 91 Sergei Fedorov, 03-06
Leo Carlsson, 23-24
- 92 Alexander Volkov, 20-21
Andrej Sustr, 21-22
- 93 Anatoli Semenov, 95-96

ALL-TIME TOP MONTHS

ALL-TIME INDIVIDUAL TOP SCORING MONTHS

POINTS

Player	Month, Year	GP	Goals	Assists	Points	+/-
Teemu Selanne	February, 1999	13	12	13	25	+5
Teemu Selanne	March, 2006	16	8	16	24	+9
Teemu Selanne	November, 2006	15	10	13	23	+7
Teemu Selanne	January, 1999	14	8	15	23	+7
Paul Kariya	January, 1997	13	9	13	22	+13
Corey Perry	March, 2010	14	15	6	21	+9
Teemu Selanne	January, 1997	13	9	12	21	+12
Ryan Getzlaf	March, 2017	13	3	17	20	+12
Ryan Getzlaf	February, 2016	14	6	14	20	+13
Ryan Getzlaf	March, 2011	14	2	18	20	+11
Teemu Selanne	March, 2011	14	8	11	19	+1
Ryan Getzlaf	January, 2009	14	4	15	19	+5
Ryan Getzlaf	November, 2008	13	7	12	19	+8
Teemu Selanne	December, 2006	14	12	7	19	+10
Chris Pronger	November, 2006	15	3	16	19	+13
Paul Kariya	January, 2000	13	13	6	19	+1
Paul Kariya	January, 1999	14	6	13	19	+5
Paul Kariya	December, 1996	12	5	14	19	+4

GOALS

Player	Month, Year	GP	Goals
Corey Perry	March, 2010	14	15
Paul Kariya	January, 2000	13	13
Teemu Selanne	November, 1997	15	13
Teemu Selanne	December, 2006	14	12
Paul Kariya	March, 2001	13	12
Teemu Selanne	February, 1999	13	12

ASSISTS

Player	Month, Year	GP	Assists
Ryan Getzlaf	March, 2011	14	18
Ryan Getzlaf	March, 2017	13	17
Scott Niedermayer	January, 2009	14	16
Chris Pronger	November, 2006	15	16
Teemu Selanne	March, 2006	16	16
Ryan Getzlaf	December, 2014	14	15
Ryan Getzlaf	January, 2009	14	15
Paul Kariya	March, 2003	14	15
Teemu Selanne	January, 1999	14	15
Ryan Getzlaf	February, 2016	14	14
Ryan Getzlaf	November, 2015	13	14
Ryan Getzlaf	March, 2014	14	14
Andy McDonald	January, 2006	13	14
Paul Kariya	December, 1996	12	14

YOUNGEST DUCKS TO APPEAR IN A GAME

Player	Born	First Game as a Duck	Age
Oleg Tverдовsky	5/18/76	1/21/95 @ Winnipeg	18 years, 248 days
Mason McTavish	1/30/03	10/13/21 vs. Winnipeg	18 years, 256 days
Leo Carlsson	12/26/04	10/19/23 vs. Dallas	18 years, 297 days
Cam Fowler	12/5/91	10/8/10 @ Detroit	18 years, 307 days
Chad Kilger	11/27/76	10/9/95 @ Winnipeg	18 years, 316 days
Isac Lundestrom	11/6/99	10/8/18 vs. Detroit	18 years, 336 days
Jamie Drysdale	4/8/02	3/8/21 vs. Arizona	18 years, 344 days
Devante Smith-Pelly	6/14/92	10/7/11 @ Buffalo (Helsinki)	19 years, 115 days
Stanislav Chistov	4/17/83	10/10/02 @ St. Louis	19 years, 176 days
Luca Sbisa	1/30/90	10/3/09 vs. San Jose	19 years, 246 days
Rickard Rakell	5/5/93	1/19/13 @ Vancouver	19 years, 259 days
Hampus Lindholm	1/20/94	10/6/13 @ Winnipeg	19 years, 259 days
Max Comtois	1/8/99	10/3/18 @ San Jose	19 years, 268 days
Kyle Palmieri	2/1/91	11/3/10 vs. Tampa Bay	19 years, 275 days
Tristan Luneau	1/12/04	10/19/23 vs. Dallas	19 years, 280 days
Vitaly Vishnevski	3/18/80	1/19/00 vs. Dallas	19 years, 307 days
Pavel Mintyukov	11/25/03	10/14/23 @ Vegas	19 years, 323 days
Trevor Zegras	3/20/01	2/22/24 @ Arizona	19 years, 339 days
Nick Ritchie	12/5/95	11/16/15 @ Carolina	19 years, 346 days

OLDEST DUCKS TO APPEAR IN A GAME

Player	Born	Last Ducks Appearance	Age
Teemu Selanne	7/3/70	5/16/14 vs. Los Angeles, Game 7 CSF	43 years, 317 days
Ryan Miller	7/17/80	5/8/21 @ Minnesota	40 years, 295 days
Adam Oates	8/27/62	6/9/03 @ New Jersey, Game 7 SCF	40 years, 286 days
Steve Thomas	7/15/63	6/9/03 @ New Jersey, Game 7 SCF	39 years, 329 days
Saku Koivu	11/23/74	5/16/14 vs. Los Angeles, Game 7 CSF	39 years, 174 days
Mathieu Schneider	6/12/69	4/20/08 @ Dallas, Game 6 WCQF	38 years, 312 days
Jason Blake	9/2/73	4/4/12 @ Calgary	38 years, 215 days
Bret Hedican	10/17/70	2/26/09 @ Boston	38 years, 200 days
Francois Beauchemin	6/4/80	4/18/18 @ San Jose Game 4, 1st Rd.	37 years, 318 days
Todd Marchant	8/12/73	4/22/11 @ Nashville, Game 6 WCQF	37 years, 253 days
Fredrik Olausson	10/5/66	5/5/03 vs. Dallas, Game 6 WCSF	37 years, 212 days
Shawn Horcoff	9/17/78	4/10/16 at Washington	37 years, 206 days

ATTENDANCE

The Anaheim Ducks have recorded 433 sellouts at Honda Center since their inaugural NHL season in 1993-94. Anaheim has increased its attendance each of the last two seasons, seeing more than a 4% increase in 2023-24 to 91.5% capacity and seven sellouts, the most in a season since 2018-19. The Ducks recorded their 400th all-time shutout in the club's 2018-19 home opener Oct. 8, 2018 vs. Detroit. Anaheim hosted its largest crowd in club history in 2012-13, welcoming 17,610 fans for a 4-2 victory over Chicago on March 20, 2013. The Ducks had a club-record 78-game (63 regular season, 15 playoff) sellout streak from 2006-08, including all 40 home games in 2007-08, it was just the second time a Southern California NHL team had sold out a full (non-lockout) regular season. The Ducks set franchise attendance records for sellouts (40), average attendance (17,195) and percent capacity (100.12%) in 2007-08. Anaheim broke the team record for consecutive regular season sellouts on Feb. 22, 2008 when it surpassed the previous record of 51 straight regular season sellouts set from Dec. 22, 1993-Oct. 20, 1995.

-----HOME GAMES-----					-----ROAD GAMES-----		
Season	Games	Total Attendance (Avg.)	Percent	Sellouts	Games	Total Attendance (Avg.)	Sellouts
1993-94 [^]	41	696,560 (16,989)	98.9%	27	41	660,377 (16,107)	25
1994-95*	24	412,176 (17,174)	100.0%	24	24	381,073 (15,878)	13
1995-96	41	703,347 (17,155)	99.9%	38	41	640,545 (15,623)	17
1996-97	41	695,867 (16,972)	98.8%	28	41	685,829 (16,728)	27
1997-98+	40	682,735 (17,068)	99.4%	25	40	671,251 (16,781)	24
1998-99	41	647,973 (15,804)	92.0%	9	41	666,278 (16,251)	22
1999-00	41	592,874 (14,460)	84.2%	8	41	684,337 (16,691)	24
2000-01	41	553,990 (13,512)	78.7%	3	41	682,857 (16,655)	21
2001-02	41	492,089 (12,002)	69.9%	3	41	698,804 (17,044)	21
2002-03	41	573,524 (13,988)	81.5%	7	41	681,221 (16,615)	18
2003-04	41	614,504 (14,988)	87.3%	11	41	683,214 (16,664)	17
2005-06	41	620,380 (15,131)	88.1%	12	41	708,042 (17,269)	22
2006-07	41	671,916 (16,377)	95.4%	25	41	688,019 (16,781)	20
2007-08\$	40	687,813 (17,195)	100.1%	40	40	686,639 (17,166)	22
2008-09	41	696,629 (16,991)	98.9%	20	41	717,563 (17,502)	26
2009-10	41	621,903 (15,168)	88.2%	1	41	691,795 (16,873)	26
2010-11	41	603,283 (14,714)	85.7%	5	41	700,773 (17,092)	26
2011-12#	40	591,370 (14,784)	86.1%	9	40	680,898 (17,022)	22
2012-13<	24	381,308 (15,887)	92.5%	10	24	420,555 (17,523)	16
2013-14^^	41	675,248 (16,469)	95.9%	26	41	754,578 (18,404)	28
2014-15	41	691,835 (16,874)	98.2%	24	41	707,650 (17,260)	25
2015-16	41	669,805 (16,336)	95.1%	15	41	708,278 (17,275)	25
2016-17	41	653,632 (15,942)	92.8%	11	41	712,943 (17,389)	24
2017-18	41	682,060 (16,636)	96.9%	18	41	710,291 (17,324)	23
2018-19	41	689,385 (16,814)	97.9%	15	41	707,487 (17,256)	25
2019-20=	36	570,490 (15,846)	92.3%	1	35	602,999 (17,228)	18
2020-21**	28	8,585 (1,717)	100.0%	5	28	-	-
2021-22	41	536,403 (13,083)	76.2%	3	41	616,523 (15,037)	11
2022-23	41	613,079 (14,953)	87.1%	3	41	682,214 (16,639)	17
2023-24	41	644,170 (15,711)	91.5%	7	41	709,558 (17,306)	21
TOTALS	1,175	17,975,840 (15,299)	89.1%	433	1,174	19,327,366 (16,463)	607

[^] 1993-94 schedule included two neutral site games (1 home, 1 away--not included in totals)

* 1994-95 season shortened to 48 games due to work stoppage

+ 1997-98 schedule included two games in Japan (1 home, 1 away--not included in totals)

\$ 2007-08 schedule included two games in London, England (1 home, 1 away--not included in totals)

2011-12 schedule included two games in Europe (Helsinki and Sweden, 1 home, 1 away--not included in totals)

< 2012-13 season shortened to 48 games due to work stoppage

^^ 2013-14 one road game played at Dodger Stadium

= 2019-20 season shortened to 71 games due to COVID-19 pandemic

** 2020-21 season shortened to 56 games due to COVID-19 pandemic (attendance limited to 10% capacity final 5 home games)

ALL-TIME RECORD STREAKS

WINNING STREAKS

Longest Winning Streaks

- 11 games (Feb. 13-Mar. 5, 2016)
- 10 games (Dec. 6-28, 2013)
- 8 games (Oct. 31-Nov. 16, 2021)
- 8 games (Dec. 31, 2013-Jan. 15, 2014)
- 7 games (Dec. 1-13, 2014)
- 7 games (Oct. 11-24, 2014)
- 7 games (Oct. 5-20, 2013)
- 7 games (Feb. 20-Mar. 7, 1999)
- 6 games (Jan. 20-Feb. 5, 2016)
- 6 games (Jan. 11-27, 2015)
- 6 games (Feb. 9-24, 2013)
- 6 games (Nov. 3-12, 2010)
- 6 games (Feb.17-Mar. 3, 2008)
- 6 games (Jan. 7-18, 2008)
- 6 games (Mar. 17-25, 2006)
- 6 games (Jan. 23-Feb. 6, 2002)
- 6 games (Mar. 8-22, 1996)

Longest Home Winning Streaks

- 13 games (Jan. 26-Mar. 20, 2013)
- 11 games (Dec. 8, 2009-Feb. 10, 2010)
- 10 games (Dec. 9, 2013-Jan. 15, 2014)
- 10 games (Feb. 17-Mar. 26, 2008)
- 8 games (Jan. 20-Mar. 2, 2016)
- 8 games (Oct. 10-Nov. 10, 2013)
- 7 games (Mar. 14-Apr. 6, 2018)
- 7 games (Dec. 19-Jan. 15, 2008)
- 7 games (Mar. 7-Apr. 4, 2006)
- 6 games (Oct. 31-Nov. 16, 2021)
- 6 games (Mar. 22-Apr. 9, 2017)
- 6 games (Jan. 6-22, 2012)
- 6 games (Feb. 25-Mar. 11, 2007)
- 6 games (Dec. 1-22, 2002)

Longest Road Winning Streaks

- 7 games (Nov. 28-Dec. 13, 2006)
- 6 games (Feb. 13-Mar. 5, 2016)
- 6 games (Dec. 6-23, 2013)
- 6 games (Jan. 22-Feb.13, 2011)
- 6 games (Mar. 19-Apr. 4, 2009)
- 5 games (Feb. 12-Mar. 3, 2015)
- 5 games (Oct. 21-Nov. 4, 2008)
- 5 games (Feb. 5-12, 2008)
- 5 games (Nov. 26-Dec. 26, 2000)
- 4 games (Feb. 9-16, 2013)
- 4 games (Dec. 10-27, 2007)
- 4 games (Mar. 17-25, 2006)
- 4 games (Feb. 5-15, 1999)
- 4 games (Nov. 19-24, 1993)

LOSING STREAKS

Longest Losing Streaks

- 9 games (Mar. 19-Apr. 5, 2023)
- 8 games (Nov. 15-30, 2023)
- 8 games (Nov. 3-20, 2005)
- 8 games (Oct. 12-30, 1996)
- 7 games (Mar. 8-19, 2024)
- 7 games (Mar. 1-13, 1998)
- 7 games (Jan. 20-Feb. 9, 2019)
- 7 games (Oct. 20-Nov. 1, 2018)
- 6 games (Nov. 14-26, 2010)
- 6 games (Jan. 20-Feb. 2, 2008)
- 6 games (Nov. 14-24, 2001)
- 6 games (Jan. 19-31, 2001)
- 6 games (Oct. 20-31, 1993)

Longest Home Losing Streaks

- 8 games (Jan. 10-Feb. 9, 2001)
- 7 games (Dec. 29, 2018-Jan. 23, 2019)
- 6 games (Mar. 19-Apr. 5, 2023)
- 6 games (Apr. 9-30, 2021)
- 6 games (Nov. 4-Nov. 20, 2005)
- 6 games (Feb. 7-Mar. 11, 1998)
- 5 games (Nov. 17-30, 2023)
- 5 games (Oct. 16-Oct. 30, 1996)

Longest Road Losing Streaks

- 8 games (Mar. 12-31, 2024)
- 7 games (Nov. 26-Dec. 15, 2023)
- 7 games (Oct. 8-Nov. 12, 2005)
- 6 games (Oct. 20-Nov. 25, 2018)
- 6 games (Dec. 18, 2018-Jan. 15, 2019)
- 6 games (Jan. 20-Feb. 9, 2019)
- 6 games (Nov. 23-Dec. 19, 2011)
- 6 games (Sept. 29-Oct. 23, 2007)
- 6 games (Dec. 2-27, 2003)
- 6 games (Mar. 26-Apr. 21, 1995)
- 6 games (Feb. 23-Mar. 11, 1995)
- 6 games (Oct. 20-Nov. 14, 1993)

POINT STREAKS*

Longest Point Streaks

- 16 games (Oct.6-Nov. 9, 2006; 12-0-4)
- 14 games (Mar. 12-Apr. 9, 2017; 11-0-3)
- 14 games (Feb. 9-Mar. 7, 2016; 12-0-2)
- 13 games (Nov. 29-Dec. 28, 2013; 11-0-2)
- 12 games (Feb. 27-Mar. 20, 2013; 9-0-3)
- 12 games (Feb. 22-Mar. 19, 1997; 7-0-5)

Longest Home Point Streaks

- 22 games (Oct. 10, 2013-Jan. 15, 2014; 20-0-2)
- 14 games (Feb. 12-Apr. 9, 1997; 10-0-4)
- 13 games (Jan. 26-Mar. 20, 2013; 13-0-0)
- 12 games (Jan. 21-Mar. 3, 2004; 9-0-3)
- 12 games (Dec. 6, 2009-Feb. 10, 2010; 11-0-1)

Longest Road Point Streaks

- 9 games (Feb. 28-Apr. 11, 2009; 7-0-2)
- 8 games (Oct. 29-Nov. 19, 2002; 4-0-4)
- 8 games (Nov. 22-Dec. 13, 2006; 7-0-1)
- 8 games (Oct. 21-Nov. 30, 2008; 7-0-1)
- 8 games (Feb. 9-Mar. 5, 2016; 7-0-1)

ALL-TIME RECORD STREAKS

WINLESS STREAKS

Longest Winless Streaks

13 games (Mar. 19-Apr. 13, 2023; 0-11-2)
 12 games (Dec. 18, 2018-Jan. 15, 2019; 0-8-4)
 11 games (Mar. 3-31, 2022; 0-8-3)
 9 games (Feb. 15-Mar. 5, 2021; 0-6-3)
 9 games (Nov. 7-24, 2001; 0-7-2)
 9 games (Oct. 10-30, 1996; 0-8-1)
 9 games (Nov. 21-Dec. 10, 1995; 0-6-3)
 8 games (Jan. 2, 2004-Jan. 15, 2004; 0-5-3)
 8 games (Dec. 27-Jan. 12, 2002; 0-6-2)
 8 games (Oct. 30-Nov. 15, 2000; 0-6-2)
 7 games (Mar. 8-19, 2024; 0-7-0)
 7 games (Nov. 13-27, 2011; 0-6-1)
 7 games (Dec. 26, 2002-Jan. 8, 2003; 0-6-1)
 7 games (Dec. 27-Jan. 12, 2000; 0-6-1)
 7 games (Mar. 1-13, 1998; 0-7-0)

Longest Home Winless Streaks

11 games (Jan. 5-Feb. 14, 2001; 0-8-3)
 9 games (Mar. 19-Apr. 13, 2023; 0-8-1)
 7 games (Dec. 21-Jan. 21, 2003; 0-3-4)
 6 games (Nov. 7-30, 2001; 0-4-2)
 6 games (Nov. 22-Dec. 10, 1999; 0-4-2)
 6 games (Feb. 7-Mar. 11, 1998; 0-6-0)
 5 games (Jan. 31-Feb. 23, 2020; 0-4-1)
 5 games (Nov. 13-27, 2011; 0-5-0)
 5 games (Nov. 10-19, 1997; 0-4-1)
 5 games (Oct. 16-30, 1996; 0-5-0)

Longest Road Winless Streaks

13 games (Oct. 29, 2011-Dec. 22, 2012; 0-9-4)
 13 games (Nov. 1-Dec. 27, 2003; 0-8-5)
 10 games (Mar. 26-Oct. 11, 1995; 0-9-1)
 9 games (Nov. 17-Dec. 13, 2022; 0-7-2)
 8 games (Dec. 27, 2001-Jan. 19, 2002; 0-6-2)
 8 games (Nov. 29, 1997-Jan. 1, 1998; 0-6-2)
 7 games (Dec. 22-Jan. 15, 2001; 0-5-2)
 7 games (Dec. 27-Jan. 22, 2000; 0-6-1)
 7 games (Nov. 22-Dec. 27, 1995; 0-5-2)

SEASON-BY-SEASON STREAKS

Season	Longest Winning Streak	Longest Losing Streak	Longest Point Streak*	Longest Winless Streak
1993-94	4 games (11/19-24)	6 games (10/20-31)	4 games (two times)	6 games (10/20-31; 0-6-0)
1994-95	2 games (two times)	3 games (five times)	2 games (six times)	5 games (3/3-11; 0-4-1)
1995-96	6 games (3/8-22)	5 games (12/17-27)	7 games (3/8-3/24; 6-0-1)	9 games (11/22-12/10; 0-6-3)
1996-97	3 games (two times)	8 games (10/12-30)	12 games (2/22-3/19; 7-0-5)	9 games (10/10-30; 0-8-1)
1997-98	3 games (two times)	7 games (3/1-13)	5 games (3/19-3/26; 3-0-2)	7 games (3/1-13; 0-7-0)
1998-99	7 games (2/20-3/7)	3 games (four times)	8 games (2/20-3/10; 7-0-1)	5 games (three times)
1999-00	4 games (12/12-19)	4 games (12/27-1/5)	5 games (1/29-2/8; 3-0-2)	7 games (12/17-1/12; 0-6-1)
2000-01	5 games (3/4-13)	6 games (1/19-31)	5 games (two times)	8 games (10/30-11/15; 0-6-2)
2001-02	6 games (1/23-2/6)	6 games (1/14-24)	6 games (1/23-2/6; 6-0-0)	9 games (11/7-24; 0-7-2)
2002-03	5 games (12/6-18)	5 games (12/16-1/3)	8 games (11/6-11/19; 5-0-3)	7 games (12/26-1/8; 0-6-1)
2003-04	3 games (three times)	4 games (three times)	3 games (five times)	8 games (1/2-15; 0-5-3)
2005-06	6 games (3/17-25)	8 games (1/13-20)	6 games (two times)	13 games (3/19-4/13; 0-11-2)
2006-07	5 games (three times)	4 games (two times)	16 games (10/6-11/9; 12-0-4)	
2007-08	6 games (two times)	6 games (1/20-2/2)	9 games (1/2-1/18; 8-0-1)	
2008-09	5 games (two times)	4 games (10/9-15)	9 games (10/21-11/5; 8-0-1)	
2009-10	5 games (1/5-13)	5 games (3/3-12)	7 games (3/26-4/8; 4-0-3)	
2010-11	6 games (11/3-12)	6 games (11/14-26)	7 games (11/3-11/14; 6-0-1)	
2011-12	5 games (1/13-22)	7 games (11/13-27)	9 games (two times)	
2012-13	6 games (2/9-24)	4 games (3/22-27)	12 games (2/27-3/20; 9-0-3)	
2013-14	10 games (12/6-28)	5 games (11/12-20)	13 games (11/29-12/28; 11-0-2)	
2014-15	7 games (two times)	3 games (3/6-11)	7 games (three times)	
2015-16	11 games (2/13-3/5)	5 games (10/22-29)	14 games (2/9-3/7; 12-0-2)	
2016-17	5 games (3/18-28)	4 games (10/13-18)	14 games (3/12-4/9; 11-0-3)	
2017-18	5 games (3/30-4/7)	4 games (two times)	7 games (12/2-12/16; 3-0-4)	
2018-19	5 games (11/27-12/5)	12 games (12/18-1/15)	5 games (11/27-12/5; 5-0-0)	
2019-20	3 games (10/3-8)	4 games (two times)	5 games (2/1-9; 3-0-2)	
2020-21	2 games (four times)	5 games (4/16-4/26)	3 games (three times)	
2021-22	8 games (10/31-11/16)	4 games (3/18-3-29)	10 games (10/28-11/16)	
2022-23	3 games (two times)	9 games (3/19-4/5)	5 games (two times)	
2023-24	6 games (10/24-11/5)	7 games (3/8-19)	6 games (10/24-11/5; 6-0-0)	

*TIES WERE ELIMINATED PRIOR TO THE 2005-06 SEASON. FROM 1993-94, STREAKS WERE LISTED AS UNBEATEN STREAKS.

ALL-TIME OVERTIME RECORD

REGULAR SEASON

SEASON	OT GAMES	HOME	ROAD	TOTAL
1993-94	12	1-5-2	1-0-3	2-5-5
1994-95	7	2-0-4	0-0-1	2-0-5
1995-96	16	3-2-4	3-0-4	6-2-8
1996-97	16	0-0-6	3-0-7	3-0-13
1997-98	20	2-1-6	1-3-7	3-4-13
1998-99	17	1-2-6	0-1-7	1-3-13
1999-00	18	3-2-7	0-1-5	3-3-12
2000-01	20	3-2-4	1-3-7	4-5-11
2001-02	14	1-2-5	2-1-3	3-3-8
2002-03	21	3-2-7	3-4-2	6-6-9
2003-04	22	3-4-7	1-4-3	4-8-10
TOTALS (W-OTL-T)	183	22-22-58	15-17-49	37-39-107

*Beginning with the 2005-06 season, the third number in the OT column is shootout losses

*2005-06	18	4-2-3	2-3-4	6-5-7
*2006-07	23	3-2-7	6-2-3	9-4-10
*2007-08	20	10-1-3	2-0-4	12-1-7
*2008-09	19	5-1-2	7-3-1	12-4-3
*2009-10	19	4-1-4	4-2-4	8-3-8
*2010-11	18	5-1-1	8-2-1	13-3-2
*2011-12	17	3-2-0	2-3-7	5-5-7
*2012-13	13	3-1-0	4-2-3	7-3-3
*2013-14	18	6-1-3	4-1-3	10-2-6
*2014-15	23	10-1-2	6-1-3	16-2-5
*2015-16	18	4-4-2	3-3-2	7-7-4
*2016-17	19	6-2-2	0-8-1	6-10-3
*2017-18	22	3-3-2	6-3-5	9-6-7
*2018-19	18	6-6-2	2-1-1	8-7-3
*2019-20	18	4-5-0	5-3-1	9-8-1
*2020-21	9	3-3-1	3-4-1	6-7-2
*2021-22	23	5-5-3	3-4-1	8-9-4
*2022-23	22	7-4-0	3-5-3	10-9-3
*2023-24	11	3-2-1	3-1-1	6-3-2
TOTALS Since 2005-06	315	84-41-37	67-45-45	151-86-82
OVERALL (W-OTL-SOL) (Ties)	498	106-63-37 (58 Ties)	82-62-43 (49 Ties)	188-125-82 (107 Ties)

FOR (60)

Terry Yake @ NYR, 10/19/93 (M. Richter), 3-1=4 pts.
 Teemu Selanne vs. SJ, 2/25/96 (C. Terrier), 3-1=4 pts.
 Teemu Selanne vs. STL, 3/17/96 (G. Fuhr/J. Casey), 3-0=3 pts.
 *Garry Valk @ STL, 3/22/96 (G. Fuhr), 3-0=3 pts.
 Teemu Selanne vs. SJ, 11/1/96 (K. Hrudely), 3-0=3 pts.
 Paul Kariya vs. BUF, 1/10/97 (D. Hasek), 3-1=4 pts.
 Paul Kariya @ PHX, 1/23/97 (N. Khabibulin), 3-0=3 pts.
 Teemu Selanne @ NYR, 10/26/97 (M. Richter), 3-0=3 pts.
 Teemu Selanne vs. SJ, 11/2/97 (M. Vernon), 3-0=3 pts.
 Paul Kariya vs. FLA, 1/21/98 (Vanbiesbrouck/Weekes), 3-2=5 pts.
 Teemu Selanne @ OTT, 3/22/98 (R. Tugnut), 3-0=3 pts.
 Teemu Selanne @ BUF, 1/1/99 (D. Hasek), 3-2=5 pts.
 *Teemu Selanne @ DAL, 11/26/99 (E. Belfour), 3-0=3 pts.
 Marty McInnis vs. LA, 10/23/00 (J. Storr), 3-0=3 pts.
 Teemu Selanne @ PHX, 2/1/01 (S. Burke), 3-0=3 pts.
 Paul Kariya vs. CGY, 2/19/01 (F. Brathwaite), 3-1=4 pts.
 Paul Kariya @ SJ, 3/29/01 (Nabokov/Kiprusoff), 3-0=3 pts.
 Paul Kariya vs. NSH, 1/14/02 (Dunham/Vokoun), 3-0=3 pts.
 Paul Kariya vs. PHI, 2/6/02 (B. Boucher), 3-0=3 pts.
 Paul Kariya @ BOS, 10/31/02 (S. Shields), 3-1=4 pts.
 Vaclav Prospal vs. MIN, 1/23/04 (D. Roloson), 3-1=4 pts.
 Jonathan Hedstrom vs. LA, 1/9/06 (M. Garon), 3-0=3 pts.
 Chris Kunitz vs. PHX, 11/19/06 (C. Joseph), 3-1=4 pts.
 Teemu Selanne @ DAL, 11/1/07 (M. Turco), 3-0=3 pts.
 Teemu Selanne vs. CHI, 2/24/08 (Lalime/Crawford), 3-2=5 pts.
 Teemu Selanne vs. DET, 10/29/08 (C. Osgood), 3-0=3 pts.
 *Bobby Ryan @ LA, 1/8/09 (J. Quick), 3-0=3 pts.
 Bobby Ryan @ PHX, 11/27/10 (I. Bryzgalov), 3-0=3 pts.
 Corey Perry vs. MIN, 12/12/10 (N. Backstrom), 3-2=5 pts.
 Bobby Ryan vs. STL, 1/12/11 (T. Conklin), 3-1=4 pts.
 *Corey Perry @ COL, 2/5/11 (P. Budaj), 3-0=3 pts.
 Lubomir Visnovsky vs. DAL, 3/4/11 (K. Lehtonen), 3-1=4 pts.
 Teemu Selanne vs. COL, 3/28/11 (B. Elliott), 3-2=5 pts.
 Corey Perry vs. SJ, 4/6/11 (A. Niittymaki), 3-1=4 pts.
 Corey Perry vs. CBJ, 1/8/12 (S. Mason/C. Sanford), 3-0=3 pts.
 Saku Koivu vs. DAL, 1/10/12 (K. Lehtonen), 3-0=3 pts.
 *Andrew Coglian @ PHX, 1/31/12 (M. Smith), 3-0=3 pts.
 Corey Perry @ CBJ, 2/12/12 (S. Mason), 3-0=3 pts.
 Nick Bonino vs. LA, 2/2/13 (Quick, Bernier), 3-1=4 pts.
 *Kyle Palmieri vs. NSH, 2/27/13 (P. Rinne), 3-0=3 pts.
 Andrew Coglian @ PHX, 3/2/13 (M. Smith), 3-0=3 pts.
 Ryan Getzlaf vs. BUF, 11/8/13 (R. Miller), 3-1=4 pts.
 Ryan Getzlaf @ NYI, 12/21/13 (E. Nabokov), 3-1=4 pts.
 Corey Perry @ PIT, 10/9/14 (M. Fleury), 3-0=3 pts.
 Corey Perry vs. BUF, 10/22/14 (M. Neuvirth), 3-0=3 pts.
 Corey Perry vs. TOR, 1/14/15 (J. Bernier), 3-0=3 pts.
 Corey Perry vs. LA, 2/28/16 (Quick), 3-1=4 pts.
 Jakob Silfverberg vs. NJ, 3/14/16 (Kirkaid, Denis), 3-1=4 pts.
 Ryan Kesler vs. PHI, 1/1/17 (S. Mason), 3-0=3 pts.
 Hampus Lindholm @ NYI, 12/21/17 (J. Halak), 3-0=3 pts.
 Rickard Rakell vs. EDM, 2/25/18 (A. Montoya), 3-0=3 pts.
 Cam Fowler vs. CBJ, 11/4/18 (J. Korpiola), 3-0=3 pts.
 Ondrej Kase vs. DAL, 12/12/18 (B. Bishop), 3-0=3 pts.
 Sam Steel @ VAN, 3/26/19 (J. Markstrom), 3-0=3 pts.
 *Rickard Rakell @ EDM, 3/30/19 (M. Koskinen), 3-0=3 pts.
 Derek Grant @ STL, 11/16/19 (J. Binnington), 3-0=3 pts.
 *Nicolas Deslauriers vs. OTT, 3/10/20 (M. Hogberg), 3-0=3 pts.
 Isac Lundestrom vs. STL, 3/1/21 (V. Husso), 3-0=3 pts.
 Troy Terry vs. PHI, 1/4/22 (C. Hart), 3-0=3 pts.
 Frank Vatrano @ COL, 1/26/23 (P. Fancouz), 3-0=3 pts.
 Frank Vatrano vs. CAR, 10/15/23 (A. Raanta), 3-0=3 pts.
 Frank Vatrano @ PHI, 10/28/23 (S. Ersson), 3-0=3 pts.
 Troy Terry vs. ARI, 11/1/23 (K. Vejmelka), 3-1=4 pts.
 Leo Carlsson vs. PHI, 11/10/23 (S. Ersson), 3-0=3 pts.
 Adam Henrique @ NJD, 12/17/23 (A. Schmid), 3-0=3 pts.
 Frank Vatrano @ VGK, 4/18/24 (A. Hill), 3-0=3 pts.

AGAINST (68)

Pavel Bure @ VAN, 4/11/95 (G. Hebert), 3-0=3 pts.
 Owen Nolan vs. SJ, 12/19/95 (Hebert/Shtalenkov), 4-1=5 pts.
 Alexander Mogilny vs. VAN, 12/22/95 (M. Shtalenkov), 3-1=4 pts.
 Brian Savage @ MTL, 10/7/96 (G. Hebert), 3-0=3 pts.
 Martin Rucinsky vs. MTL, 11/6/96 (G. Hebert), 3-0=3 pts.
 Peter Bondra vs. WSH, 12/13/96 (M. Shtalenkov), 3-0=3 pts.
 Jeff O'Neill vs. HFD, 1/31/97 (G. Hebert), 3-0=3 pts.
 Joe Nieuwendyk @ DAL, 3/13/98 (Shtalenkov/Askey), 4-0=4 pts.
 Keith Tkachuk @ PHX, 4/3/98 (M. Shtalenkov), 3-2=5 pts.
 Alexander Selivanov vs. EDM, 2/17/99 (Hebert/Roussel), 3-0=3 pts.
 Viktor Kozlov vs. FLA, 1/5/00 (Hebert/Roussel), 3-1=4 pts.
 Pavol Demitra @ STL, 2/12/00 (G. Hebert), 3-0=3 pts.
 Andrew Cassels vs. VAN, 11/8/00 (Hebert/Roussel), 3-0=3 pts.
 Michal Handzus @ STL, 12/23/00 (G. Hebert), 3-0=3 pts.
 Brett Hull @ DAL, 3/21/01 (Giguere/Naumenko), 4-0=4 pts.
 Teemu Selanne @ SJ, 3/29/01 (J.S. Giguere), 3-0=3 pts.
 Mark Parrish @ NYI, 11/24/01 (Shields/Giguere), 3-1=4 pts.
 *Chris Brown @ BUF, 12/04/02 (M. Gerber), 3-0=3 pts.
 Jason Arnott vs. DAL, 11/16/05 (I. Bryzgalov), 3-0=3 pts.
 *Kevyn Adams vs. CAR, 12/6/05 (I. Bryzgalov), 3-0=3 pts.
 Jonathan Cheechoo @ SJ, 12/20/05 (J.S. Giguere), 3-0=3 pts.
 Alexander Ovechkin vs. WSH, 1/13/06 (J.S. Giguere), 3-0=3 pts.
 Jonathan Cheechoo vs. SJ, 2/1/06 (I. Bryzgalov), 3-0=3 pts.
 Jonathan Cheechoo @ SJ, 4/15/06 (J.S. Giguere), 3-2=5 pts.
 Peter Mueller vs. PHX, 11/7/07 (Bryzgalov/Giguere), 3-0=3 pts.
 *Mike Knuble @ PHI, 2/2/08 (Hiller), 3-0=3 pts.
 Mark Parrish vs. DAL, 11/7/08 (J.S. Giguere), 3-0=3 pts.
 *David Booth vs. FLA, 11/9/08 (J.S. Giguere), 3-0=3 pts.
 Ilya Kovalchuk vs. ATL, 2/15/09 (Giguere/Hiller), 3-1=4 pts.
 Niklas Hagman vs. TOR, 10/26/09 (J. Hiller), 3-0=3 pts.
 Henrik Zetterberg vs. DET, 11/14/09 (J. Hiller), 3-2=5 pts.
 Loui Eriksson @ DAL, 12/31/09 (J. Hiller), 3-0=3 pts.
 Michael Grabner vs. VAN, 4/2/10 (C. McElhinney), 3-0=3 pts.
 Anthony Stewart @ ATL, 10/15/10 (J. Hiller), 3-0=3 pts.
 *Eric Staal @ CAR, 12/18/10 (J. Hiller), 3-0=3 pts.
 Alexander Semin vs. WSH, 2/16/11 (C. McElhinney), 3-0=3 pts.
 Patrick Sharp vs. CHI, 11/25/11 (J. Hiller), 3-0=3 pts.
 Justin Abdelkader vs. DET, 3/22/13 (Fasht, Hiller), 3-1=4 pts.
 Radim Vrbata vs. PHX, 4/27/13 (Fasht), 3-1=4 pts.
 Phil Kessel @ TOR, 10/22/13 (J. Hiller), 3-0=3 pts.
 Scott Hartnell @ CBJ, 3/24/15 (J. Gibson), 3-0=3 pts.
 Anthony Duclair vs. ARZ, 10/14/15 (Khudobin/Andersen), 3-0=3 pts.
 Jeff Skinner vs. CAR, 12/11/15 (Gibson, Andersen), 3-0=3 pts.
 Tomas Tatar @ DET, 12/17/16 (Bernier, Gibson), 3-0=3 pts.
 Radim Vrbata @ FLA, 10/26/17 (Gibson, Berra), 3-0=3 pts.
 Alex DeBrincat @ CHI, 11/27/17 (Gibson, Miller), 3-1=4 pts.
 Austin Watson @ NSH, 11/25/18 (J. Gibson), 3-0=3 pts.
 Jake Guentzel vs. PIT, 11/11/19 (J. Gibson), 3-0=3 pts.
 Jack Roslovic @ WPG, 2/2/19 (Gibson/Johnson), 3-1=4 pts.
 David Pastrnak @ BOS, 10/14/19 (J. Gibson), 4-0=4 pts.
 Connor McDavid vs. EDM, 11/10/19 (J. Gibson), 3-0=3 pts.
 Vinnie Hinostroza @ ARZ, 3/14/19 (R. Miller), 3-0=3 pts.
 Andrew Mangiapane @ CGY, 2/17/20 (R. Miller), 3-1=4 pts.
 William Karlsson vs. VGK, 2/23/20 (J. Gibson), 3-0=3 pts.
 Andrew Kempe vs. LAK, 3/8/21 (J. Gibson), 3-0=3 pts.
 Derek Brassard vs. ARI, 3/20/21 (Miller/Stolarz), 3-0=3 pts.
 Jacob Chychrun vs. ARI, 4/4/21 (J. Gibson), 3-0=3 pts.
 Dylan Strome @ CHI, 3/8/22 (Gibson/Stolarz), 3-1=4 pts.
 Timo Meier @ SJS, 3/26/22 (Dostal), 3-0=3 pts.
 Jordan Staal @ CAR, 4/10/22 (Gibson), 3-0=3 pts.
 Erik Karlsson @ SJS, 11/1/22 (A. Stolarz), 3-1=4 pts.
 Andrei Kuzmenko @ VAN, 11/3/22 (J. Gibson), 3-1=4 pts.
 Kyle Connor @ WPG, 11/17/22 (J. Gibson), 3-0=3 pts.
 Jason Robertson @ DAL, 12/1/22 (A. Stolarz), 3-0=3 pts.
 David Pastrnak vs. BOS, 12/1/23 (J. Gibson), 3-1=4 pts.
 Kevin Hayes @ PHI, 1/17/23 (A. Stolarz), 3-0=3 pts.
 Leon Draisaitl @ EDM, 4/1/23 (J. Gibson), 3-0=3 pts.
 Adrian Kempe vs. LAK, 4/14/23 (J. Gibson), 3-1=4 pts.
 Tom Wilson vs. WSH, 11/30/23 (J. Gibson), 3-0=3 pts.
 Evander Kane vs. EDM 2/9/24 (Gibson/Dostal), 3-0=3 pts.
 Auston Matthews @ TOR 2/17/24 (J. Gibson), 3-2=5 pts.
 Andrei Kuzmenko vs. CGY 4/12/24 (J. Gibson), 3-0=3 pts.

*Natural Hat Trick

ALL-TIME PENALTY SHOTS

FOR (20-43, 46.5%)

^Joe Sacco vs. Jocelyn Thibault; goal, 11/12/97 vs. MTL
Paul Kariya vs. Kevin Weekes; goal, 1/21/98 vs. FLA
J.F. Jomphe vs. Curtis Joseph; no goal, 4/15/98 @ EDM
Tomas Sandstrom vs. Stephane Fiset; goal, 2/15/99 @ LAK
^Paul Kariya vs. Corey Hirsch; goal, 2/20/99 @ VAN
Paul Kariya vs. Stephane Fiset; no goal, 3/18/99 @ LAK
Teemu Selanne vs. J-Sebastien Aubin; no goal, 10/27/99 vs. PIT
Fredrik Olausson vs. Martin Brodeur; goal, 11/24/99 vs. NJ
Matt Cullen vs. Milan Hnilek; no goal, 11/4/01 vs. ATL
Dan Bylsma vs. Dan Cloutier; no goal, 12/12/01 vs. VAN
Petr Sykora vs. Roman Turek; no goal, 12/29/02 @ CGY
Paul Kariya vs. Jamie McLennan; no goal, 3/16/03 vs. CGY
Steve Thomas vs. Tomas Vokoun; goal, 4/1/03 @ NSH
Scott Niedermayer vs. Pascal Leclaire; no goal, 3/5/06 vs. CBJ
^Jonathan Hedstrom vs. Peter Budaj; goal, 3/22/06 vs. COL
Andy McDonald vs. Curtis Joseph; goal, 11/3/06 vs. PHX
Teemu Selanne vs. Fredrik Norrena; no goal, 1/5/07 vs. CBJ
Teemu Selanne vs. Mathieu Garon; no goal, 3/18/07 vs. LAK
^Samuel Pahlsson vs. Fredrik Norrena; goal, 12/10/07 @ CBJ
Todd Bertuzzi vs. Evgeni Nabokov; no goal, 12/22/07 @ SJ
Chris Kunitz vs. Marty Turco; no goal, 1/15/08 vs. DAL
Corey Perry vs. Carey Price; no goal, 10/25/08 @ MTL
Todd Marchant vs. Ilya Bryzgalov; no goal, 12/19/09 vs. PHX
^Corey Perry vs. Niklas Backstrom; goal, 12/12/10 vs. MIN
Teemu Selanne vs. Corey Crawford; no goal, 1/2/11 vs. CHI
^Bobby Ryan vs. Jimmy Howard; goal, 3/2/11 vs. DET
^Bobby Ryan vs. Henrik Larsson; no goal, 3/20/11 vs. CGY
Teemu Selanne vs. Brian Elliott; goal, 3/28/11 vs. COL
Andrew Coglianov vs. Jason LaBarbera; no goal, 3/6/13 vs. PHX
Emerson Etem vs. Mike Smith; no goal, 11/23/13 @ PHX
Nate Thompson vs. Marc-Andre Fleury; no goal, 10/9/14 @ PIT
Ryan Kesler vs. Michal Neuvirth; goal, 10/13/14 @ BUF
Andrew Coglianov vs. Ben Scrivens; goal, 4/1/15 vs. EDM
Chris Stewart vs. Steve Mason; goal, 2/9/16 @ PHI
Chris Wagner vs. Cory Schneider; no goal, 10/18/16 @ NJD
Ondrej Kase vs. Brian Elliott; goal, 10/24/17 vs. PHI
Max Jones vs. Pekka Rinne; no goal, 3/12/19 vs. NSH
Sam Steel vs. Jacob Markstrom; goal, 3/26/19 @ VAN
Troy Terry vs. Pekka Rinne; no goal, 10/22/19 @ NSH
Troy Terry vs. Jonas Johansson; no goal, 2/9/20 @ BUF
^Derek Grant vs. Hunter Miska; goal, 3/16/21 @ COL
^Troy Terry vs. Jon Gillies; goal, 12/12/21 @ STL
^Isac Lundestrom vs. Spencer Knight; goal, 11/6/22 vs. FLA

*Game Played at Dodger Stadium

^ Shorthanded goal

Overtime

AGAINST (13-44, 29.5%)

Cam Neely vs. Ron Tugnutt; no goal, 10/15/93 vs. BOS
Dan Quinn vs. Mikhail Shtalenkov; goal, 3/21/95 vs. LA
Peter Bondra vs. Mikhail Shtalenkov; no goal, 12/13/96 vs. WSH
Alexandre Daigle vs. Guy Hebert; no goal, 12/30/96 @ OTT
Tony Amonte vs. Guy Hebert; no goal, 2/1/98 vs. CHI
Glen Murray vs. Guy Hebert; no goal, 2/7/98 vs. LAK
Ray Whitney vs. Guy Hebert; goal, 3/21/99 vs. FLA
Stan Drulia vs. Dominic Roussel; no goal, 10/15/99 @ TB
Jarome Iginla vs. J.S. Giguere; no goal, 12/8/01 @ CGY
Alexei Zhamnov vs. Steve Shields; no goal, 12/30/01 @ CHI
Chris Drury vs. J.S. Giguere; goal, 4/12/02 vs. COL
Daniel Sedin vs. J.S. Giguere; no goal, 1/17/04 @ VAN
Brett Clark vs. Ilya Bryzgalov; no goal, 11/18/05 vs. COL
^Trevor Linden vs. Ilya Bryzgalov; goal, 11/20/05 vs. VAN
Thomas Vanek vs. J.S. Giguere; goal, 12/8/05 @ BUF
^Jonathan Cheechoo vs. J.S. Giguere; goal, 12/20/05 @ SJS
Jeri Lehtinen vs. J.S. Giguere; goal, 1/28/07 vs. DAL
Henrik Sedin vs. Jonas Hiller; no goal, 11/27/07 @ VAN
Milan Michalek vs. J.S. Giguere; no goal, 12/16/07 vs. SJS
Torrey Mitchell vs. J. S. Giguere; no goal, 12/17/09 vs. SJS
Jamie Benn vs. Jonas Hiller; no goal, 11/12/10 vs. DAL
Olli Jokinen vs. Curtis McElhinney; no goal, 2/11/11 @ CGY
^Martin Erat vs. Jonas Hiller; goal, 11/9/11 vs. NSH
David Booth vs. Jonas Hiller; no goal, 4/3/12 @ VAN
Alex Burrows vs. Jonas Hiller; no goal, 1/25/13 vs. VAN
Dustin Brown vs. Jonas Hiller; no goal, 2/25/13 @ LAK
James Van Riemsdyk vs. Jonas Hiller; no goal, 11/22/14 @ TOR
^Anze Kopitar vs. Jonas Hiller; no goal, 1/25/14 @ LAK
Anze Kopitar vs. Frederik Andersen; goal, 11/12/14 vs. LAK
Brad Malone vs. Frederik Andersen; goal, 2/3/15 vs. CAR
Mike Hoffman vs. Frederik Andersen; no goal, 3/26/16 @ OTT
Scott Wilson vs. John Gibson; no goal, 11/2/16 @ PIT
Ryan Reaves vs. John Gibson; no goal, 3/10/17 @ STL
Jonathan Marchessault vs. John Gibson; goal, 12/31/19 @ VGK
Nathan MacKinnon vs. John Gibson; no goal, 1/22/21 vs. COL
^Christian Dvorak vs. John Gibson; goal, 2/22/21 @ ARI
^Clayton Keller vs. John Gibson; no goal, 4/4/21 vs. ARI
Chandler Stephenson vs. John Gibson; no goal, 4/16/ 21 vs. VGK
Seth Jarvis vs. John Gibson; no goal, 11/18/21 vs. CAR
Mattias Janmark vs. John Gibson; no goal, 12/31/21 @ VGK
Laurent Dauphin vs. Anthony Stolarz; goal, 1/27/22 @ MTL
Alexander Kerfoot vs. John Gibson; no goal, 10/30/22 vs. TOR
Jamie Benn vs. Anthony Stolarz; no goal, 12/1/22 @ DAL
Anthony Mantha vs. John Gibson; no goal, 3/1/23 vs. WSH
Jack Hughes vs. Lukas Dostal; no goal, 3/1/24 vs. NJD

BY THE DUCKS (141)

1993-94 (3)
 12/15/93 @ Toronto, 1-0 (Guy Hebert - 38 saves)
 12/28/93 @ N.Y. Islanders, 3-0 (Ron Tugnutt - 38 saves)
 2/4/94 vs. Vancouver, 3-0 (Guy Hebert - 22 saves)
1994-95 (2)
 3/15/95 @ Calgary, 5-0 (Guy Hebert - 29 saves)
 4/17/95 vs. San Jose, 3-0 (Guy Hebert - 27 saves)
1995-96 (4)
 1/1/95 vs. St. Louis, 3-0 (Guy Hebert - 28 saves)
 3/13/95 vs. Colorado, 4-0 (Guy Hebert - 27 saves)
 4/3/96 vs. Edmonton, 1-0 (Guy Hebert - 27 saves)
 4/18/96 vs. Vancouver, 2-0 (Guy Hebert - 32 saves)
1996-97 (6)
 10/9/96 @ Chicago, 2-0 (Mikhail Shtalenkov - 26 saves)
 11/23/96 @ San Jose, 3-0 (Guy Hebert - 25 saves)
 11/29/96 vs. Chicago, 2-0 (Guy Hebert - 27 saves)
 12/20/96 vs. Calgary, 7-0 (Guy Hebert - 39 saves)
 1/1/97 @ Florida, 3-0 (Guy Hebert - 28 saves)
 3/30/97 @ Detroit, 1-0, OT (Mikhail Shtalenkov - 26 saves)
1997-98 (4)
 10/30/97 @ Boston, 3-0 (Guy Hebert - 25 saves)
 11/22/97 @ St. Louis, 2-0 (Guy Hebert - 23 saves)
 1/26/97 vs. New Jersey, 2-0 (Guy Hebert - 29 saves)
 2/30/98 @ Edmonton, 4-0 (Mikhail Shtalenkov - 26 saves)
1998-99 (7)
 10/21/98 vs. Boston, 3-0 (Guy Hebert - 26 saves)
 11/14/98 @ Calgary, 1-0 (Guy Hebert - 24 saves)
 12/11/98 vs. Washington, 1-0 (Guy Hebert - 31 saves)
 12/13/98 vs. Los Angeles, 3-0 (Guy Hebert - 35 saves)
 12/22/98 @ Colorado, 1-0 (Dominic Roussel - 45 saves)
 2/3/99 vs. Chicago, 3-0 (Guy Hebert - 35 saves)
 4/11/99 vs. Phoenix, 3-0 (Guy Hebert - 40 saves)
1999-00 (5)
 10/8/99 vs. Dallas, 3-0 (Guy Hebert - 37 saves)
 1/9/99 @ Toronto, 2-0 (Guy Hebert - 19 saves)
 12/17/99 vs. Chicago, 2-0 (Guy Hebert - 21 saves)
 12/26/99 @ San Jose, 1-0 (Dominic Roussel - 26 saves)
 3/5/00 vs. Nashville, 1-0 (Guy Hebert - 33 saves)
2000-01 (6)
 12/3/00 vs. Los Angeles, 4-0 (Guy Hebert - 29 saves)
 12/8/00 @ Minnesota, 1-0, OT (Guy Hebert - 27 saves)
 2/21/01 vs. San Jose, 1-0 (J.S. Giguere - 24 saves)
 3/4/01 vs. Los Angeles, 4-0 (J.S. Giguere - 25 saves)
 3/11/01 vs. Nashville, 1-0, OT (J.S. Giguere - 31 saves)
 3/13/01 @ Nashville, 2-0 (J.S. Giguere - 33 saves)
2001-02 (5)
 1/4/01 vs. Atlanta, 5-0 (J.S. Giguere - 24 saves)
 12/8/01 vs. Calgary, 4-0 (Giguere/Shields - 18 saves)
 12/23/01 @ Phoenix, 4-0 (J.S. Giguere - 24 saves)
 1/28/02 @ St. Louis, 1-0 (J.S. Giguere - 15 saves)
 4/5/02 vs. Edmonton, 2-0 (J.S. Giguere - 26 saves)
2002-03 (9)
 11/10/02 vs. Minnesota, 1-0 (J.S. Giguere - 26 saves)
 12/8/02 vs. Nashville, 3-0 (J.S. Giguere - 20 saves)
 12/11/02 vs. Washington, 3-0 (J.S. Giguere - 26 saves)
 12/15/02 vs. Pittsburgh, 5-0 (J.S. Giguere - 19 saves)
 12/22/02 vs. Phoenix, 4-0 (J.S. Giguere - 24 saves)
 1/18/03 @ Minnesota, 1-0 (J.S. Giguere - 33 saves)
 2/19/03 vs. Columbus, 2-0 (J.S. Giguere - 26 saves)
 2/23/03 @ Carolina, 4-0 (Martin Gerber - 28 saves)
 3/24/03 @ Columbus, 5-0 (J.S. Giguere - 29 saves)
2003-04 (5)
 10/21/03 @ San Jose, 2-0 (Martin Gerber - 34 saves)
 12/7/03 vs. Dallas, 4-0 (Martin Gerber - 32 saves)
 12/19/03 vs. Colorado, 1-0 (J.S. Giguere - 38 saves)
 12/29/03 @ Tampa Bay, 2-0 (J.S. Giguere - 31 saves)
 3/3/04 vs. Minnesota, 2-0 (J.S. Giguere - 28 saves)
2005-06 (3)
 1/21/06 vs. Florida, 1-0 (J.S. Giguere - 30 saves)
 1/25/06 @ San Jose, 2-0 (Ilya Bryzgalov - 24 saves)
 1/15/04 @ Edmonton, 1-0 (Tommy Salo - 28 saves)
 2/4/06 @ San Jose, 2-0 (J.S. Giguere - 35 saves)
2006-07 (5)
 10/9/06 vs. St. Louis, 2-0 (J.S. Giguere - 34 saves)
 10/28/06 @ Chicago, 3-0 (Ilya Bryzgalov - 14 saves)
 1/9/06 @ Vancouver, 6-0 (J.S. Giguere - 20 saves)
 1/21/06 vs. San Jose, 5-0 (J.S. Giguere - 23 saves)
 12/6/06 vs. Nashville, 4-0 (J.S. Giguere - 21 saves)
2007-08 (4)
 12/18/07 @ San Jose, 2-0 (J.S. Giguere - 20 saves)
 1/9/08 vs. Toronto, 5-0 (J.S. Giguere - 28 saves)
 2/1/08 @ St. Louis, 0-1* (J.S. Giguere - 20 saves) *SOL
 2/5/08 @ NY Islanders, 3-0 (J.S. Giguere - 25 saves)
2008-09 (6)
 10/17/08 vs. San Jose, 4-0 (J.S. Giguere - 38 saves)
 11/4/08 @ Los Angeles, 1-0, OT (J.S. Giguere - 35 saves)
 11/16/08 vs. Los Angeles, 2-0 (Jonas Hiller - 29 saves)
 11/28/08 vs. Chicago, 1-0 (Jonas Hiller - 26 saves)
 1/4/09 vs. Phoenix, 2-0 (Jonas Hiller - 29 saves)
 1/17/09 @ Minnesota, 3-0 (Jonas Hiller - 30 saves)
2009-10 (3)
 11/5/09 vs. Nashville, 4-0 (Jonas Hiller - 40 saves)
 11/27/09 vs. Chicago, 3-0 (J.S. Giguere - 28 saves)
 2/1/10 @ Florida, 3-0 (Jonas Hiller - 33 saves)
2010-11 (7)
 11/10/10 vs. NY Islanders, 1-0 (Curtis McElhinney - 27 saves)
 11/29/10 vs. Los Angeles, 2-0 (Jonas Hiller - 27 saves)
 12/20/10 @ Boston, 3-0 (Jonas Hiller - 45 saves)

BY OPPONENTS (148)

1993-94 (9)
 10/20/93 @ New Jersey, 4-0 (Martin Brodeur - 17 saves)
 11/27/93 @ San Jose, 1-0 (Arturs Irbe - 15 saves)
 12/19/93 @ Chicago, 2-0 (Ed Belfour - 22 saves)
 12/30/93 @ Washington, 3-0 (Rick Tabaracci - 26 saves)
 2/18/94 vs. Quebec, 1-0 (Stephane Fiset - 28 saves)
 3/6/94 @ San Jose, 6-0 (Arturs Irbe - 25 saves)
 3/8/94 @ Chicago (in Phoenix), 3-0 (Ed Belfour - 31 saves)
 3/9/94 vs. Buffalo, 3-0 (Dominik Hasek - 24 saves)
 4/11/94 vs. Calgary, 3-0 (Mike Vernon - 27 saves)
1994-95 (6)
 2/7/95 vs. Chicago, 3-0 (Ed Belfour - 16 saves)
 2/12/95 @ Edmonton, 2-0 (Bill Ranford - 29 saves)
 3/3/95 @ Dallas, 4-0 (Darcy Wakaluk - 27 saves)
 3/5/95 @ Chicago, 3-0 (Ed Belfour - 16 saves)
 4/7/95 vs. Dallas, 2-0 (Andy Moog - 18 saves)
 4/11/95 @ Vancouver, 5-0 (Kirk McLean - 25 saves)
1995-96 (2)
 11/22/95 @ Edmonton, 2-0 (Bill Ranford - 31 saves)
 1/12/96 @ Chicago, 3-0 (Jeff Hackett - 13 saves)
1996-97 (1)
 10/22/96 @ Philadelphia, 3-0 (Ron Hextall - 12 saves)
1997-98 (11)
 10/13/97 vs. Boston, 3-0 (Jim Carey - 27 saves)
 11/16/97 vs. Dallas, 4-0 (Ed Belfour - 31 saves)
 11/19/97 vs. Chicago, 4-0 (Jeff Hackett - 27 saves)
 11/24/97 @ Dallas, 5-0 (Ed Belfour - 13 saves)
 12/3/97 @ Buffalo, 4-0 (Dominik Hasek - 29 saves)
 12/10/97 vs. Pittsburgh, 3-0 (Tom Barraso - 28 saves)
 12/28/97 @ Chicago, 2-0 (Jeff Hackett - 27 saves)
 1/14/98 vs. Colorado, 2-0 (Patrick Roy - 33 saves)
 1/14/98 vs. Detroit, 2-0 (Kevin Hodson - 35 saves)
 3/6/98 vs. San Jose, 3-0 (Mike Vernon - 23 saves)
 3/18/98 @ New Jersey, 3-0 (Martin Brodeur - 25 saves)
1998-99 (5)
 10/10/98 @ Washington, 1-0 (Olaf Kolzig - 29 saves)
 11/13/98 @ Montreal, 1-0 (Jocelyn Thibault - 30 saves)
 1/30/99 @ Edmonton, 1-0 (Mikhail Shtalenkov - 22 saves)
 3/12/99 @ Dallas, 4-0 (Ed Belfour - 27 saves)
 3/13/99 @ Phoenix, 1-0 (Nikolai Khabibulin - 27 saves)
1999-00 (5)
 10/29/99 @ Dallas, 2-0 (Ed Belfour - 22 saves)
 10/5/99 @ Philadelphia, 4-0 (Mikhail Shtalenkov - 21 saves)
 10/31/99 vs. Phoenix, 3-0 (Mikhail Shtalenkov - 33 saves)
 1/12/00 vs. Ottawa, 2-0 (Ron Tugnutt - 32 saves)
 1/17/00 vs. Buffalo, 5-0 (Martin Biron - 17 saves)
2000-01 (8)
 11/15/00 vs. Colorado, 3-0 (Patrick Roy - 41 saves)
 12/5/00 @ St. Louis, 1-0 (Roman Turek - 19 saves)
 12/10/00 vs. Dallas, 1-0 (Ed Belfour - 29 saves)
 1/12/01 vs. Buffalo, 4-0 (Dominik Hasek - 21 saves)
 1/14/01 @ Carolina, 4-0 (Arturs Irbe - 27 saves)
 1/24/01 vs. Minnesota, 5-0 (Manny Fernandez - 20 saves)
 1/31/01 vs. Nashville, 3-0 (Mike Dunham - 27 saves)
 3/21/01 @ Dallas, 8-0 (Ed Belfour - 17 saves)
2001-02 (5)
 11/9/01 vs. Detroit, 1-0 (Dominik Hasek - 19 saves)
 11/21/01 @ Florida, 6-0 (Roberto Luongo - 30 saves)
 11/28/01 vs. Edmonton, 2-0 (Jussi Markkanen - 27 saves)
 12/12/01 vs. Vancouver, 1-0 (Dan Cloutier - 26 saves)
 4/14/02 @ Los Angeles, 1-0 (Jamie Storr - 23 saves)
2002-03 (5)
 10/22/02 vs. Dallas, 4-0 (Marty Turco - 31 saves)
 12/4/02 vs. Buffalo, 4-0 (Martin Biron - 22 saves)
 1/3/03 vs. Philadelphia, 1-0 (Robert Esche - 28 saves)
 1/8/03 vs. Edmonton, 1-0 (Jussi Markkanen - 32 saves)
 2/25/03 @ Tampa Bay, 2-0 (Nikolai Khabibulin - 24 saves)
2003-04 (5)
 10/12/03 vs. Phoenix, 2-0 (Sean Burke - 31 saves)
 10/17/03 vs. Ottawa, 3-0 (Patrick Lalime - 27 saves)
 12/13/03 @ San Jose, 2-0 (Evgeni Nabokov - 28 saves)
 2/22/04 @ Dallas, 4-0 (Marty Turco - 14 saves)
2005-06 (4)
 11/4/05 vs. San Jose, 1-0 (Nolan Schaefter - 21 saves)
 12/28/05 @ Columbus, 1-0 (Marc Denis - 40 saves)
 3/1/06 vs. Detroit, 2-0 (Chris Osgood - 24 saves)
 4/1/06 @ Calgary, 3-0 (Miikka Kiprusoff - 32 saves)
2006-07 (6)
 11/10/06 @ Calgary, 3-0 (Miikka Kiprusoff - 37 saves)
 12/23/06 @ Phoenix, 2-0 (Mikael Tellqvist - 29 saves)
 2/3/07 @ Nashville, 3-0 (Tomas Vokoun - 36 saves)
 2/10/07 @ Dallas, 1-0 (Mike Smith - 32 saves)
 2/13/07 @ Colorado, 2-0 (Peter Budaj - 39 saves)
 3/26/07 @ Detroit, 1-0 (Dominik Hasek - 25 saves)
2007-08 (10)
 10/5/07 @ Columbus, 4-0 (Pascal Leclaire - 28 saves)
 10/14/07 vs. Minnesota, 2-0 (Josh Harding - 32 saves)
 10/25/07 vs. Phoenix, 1-0 (Alexander Auld - 31 saves)
 11/5/07 vs. Dallas, 5-0 (Marty Turco - 19 saves)
 11/27/07 @ Vancouver, 4-0 (Roberto Luongo - 26 saves)
 12/2/07 vs. Edmonton, 4-0 (Mathieu Garon - 25 saves)
 2/1/08 @ St. Louis, 1-0 (Manny Legace - 30 saves)
 2/2/08 @ Philadelphia, 3-0 (Martin Biron - 27 saves)
 3/5/08 @ Chicago, 3-0 (Corey Crawford - 19 saves)
 3/6/08 @ Colorado, 1-0 (Jose Theodore - 27 saves)
2008-09 (5)
 12/11/08 @ San Jose, 2-0 (Evgeni Nabokov - 31 saves)
 12/31/08 vs. Columbus, 2-0 (Steve Mason - 27 saves)

ALL-TIME SHUTOUTS

1/7/11 vs. Columbus, 6-0 (Jonas Hiller – 27 saves)
1/9/11 vs. San Jose, 1-0 (Jonas Hiller – 37 saves)
2/5/11 @ Colorado, 3-0 (Curtis McElhinney – 25 saves)
2/13/11 @ Edmonton, 4-0 (Jonas Hiller – 12 saves)

2011-12 (4)

10/14/11 vs. San Jose, 1-0 (Jonas Hiller – 31 saves)
11/13/12 @ Edmonton, 5-0 (Jonas Hiller – 33 saves)
2/19/12 @ Florida, 2-0 (Jonas Hiller – 31 saves)
3/14/12 vs. Detroit, 4-0 (Jonas Hiller – 23 saves)

2012-13 (5)

2/6/13 @ Colorado, 3-0 (Viktor Fasth – 31 saves)
3/6/13 vs. Phoenix, 2-0 (Jonas Hiller – 18 saves)
3/8/13 vs. Calgary, 4-0 (Viktor Fasth – 29 saves)
4/1/13 @ Dallas, 4-0 (Viktor Fasth – 26 saves)
4/22/13 @ Edmonton, 3-0 (Viktor Fasth – 24 saves)

2013-14 (6)

10/10/13 vs. NY Rangers, 6-0 (Jonas Hiller – 34 saves)
11/22/13 vs. Tampa Bay, 1-0, OT (Jonas Hiller – 31 saves)
1/12/14 vs. Detroit, 1-0 (Jonas Hiller – 22 saves)
1/25/14 @ Los Angeles*, 3-0 (Jonas Hiller – 36 saves)
2/28/14 vs. St. Louis, 1-0 (Jonas Hiller – 18 saves)
4/7/14 @ Vancouver, 3-0 (John Gibson – 18 saves)

2014-15 (4)

10/19/14 vs. St. Louis, 3-0 (Frederik Andersen – 28 saves)
10/28/14 @ Chicago, 1-0 (John Gibson – 38 saves)
1/14/15 vs. Toronto, 4-0 (Frederik Andersen – 28 saves)
1/27/15 @ Vancouver, 4-0 (Frederik Andersen – 17 saves)

2015-16 (8)

11/7/15 @ San Jose, 1-0 (Anton Khudobin – 31 saves)
11/30/15 vs. Vancouver, 4-0 (John Gibson – 25 saves)
12/4/15 vs. San Jose, 1-0 (John Gibson – 23 saves)
12/29/15 @ Calgary, 1-0 (John Gibson – 14 saves)
12/31/15 @ Edmonton, 1-0 (John Gibson – 21 saves)
2/24/16 vs. Buffalo, 1-0 (Frederik Andersen – 26 saves)
3/18/16 vs. Boston, 4-0 (Frederik Andersen – 38 saves)
4/10/16 @ Washington, 2-0 (Frederik Andersen – 24 saves)

2016-17 (6)

11/16/16 @ Los Angeles, 4-0 (John Gibson – 30 saves)
1/4/17 vs. Detroit, 2-0 (John Gibson – 23 saves)
1/10/17 vs. Dallas, 2-0 (John Gibson – 34 saves)
1/14/17 @ Phoenix, 3-0 (Jonathan Bernier – 26 saves)
2/14/17 @ Minnesota, 1-0 (John Gibson – 37 saves)
2/19/17 vs. Los Angeles, 1-0 (John Gibson – 24 saves)
3/9/17 @ Chicago, 1-0 (Jonathan Bernier – 43 saves)
4/6/17 vs. Chicago, 4-0 (John Gibson – 37 saves)

2017-18 (9)

12/6/17 vs. Ottawa, 3-0 (Ryan Miller – 29 saves)
12/23/17 @ Pittsburgh, 4-0 (John Gibson – 29 saves)
1/2/18 @ Vancouver, 5-0 (Ryan Miller – 31 saves)
2/19/18 @ Vegas, 2-0 (J. Gibson/R. Miller – 13/20 saves)
2/21/18 vs. Dallas, 2-0 (Ryan Miller – 41 saves)
3/6/18 vs. Washington, 4-0 (John Gibson – 36 saves)
3/14/18 vs. Vancouver, 3-0 (John Gibson – 32 saves)
3/21/18 @ Calgary, 4-0 (John Gibson – 29 saves)
4/7/18 @ Arizona, 3-0 (Ryan Miller – 31 saves)

2018-19 (4)

10/6/18 vs. Arizona, 1-0 (John Gibson – 41 saves)
1/17/19 @ Minnesota, 3-0 (John Gibson – 37 saves)
2/13/19 vs. Vancouver, 1-0 (Kevin Boyle – 35 saves)
2/19/19 vs. Minnesota, 4-0 (Ryan Miller – 31 saves)

2019-20 (1)

11/25/19 vs. NY Islanders, 3-0 (John Gibson – 26 saves)

2020-21 (4)

1/18/21 vs. Minnesota, 1-0 (John Gibson – 34 saves)
1/26/21 @ Arizona, 1-0 (John Gibson – 31 saves)
2/11/21 @ Vegas, 1-0 (John Gibson – 21 saves)
4/4/21/21 @ San Jose, 4-0 (Anthony Stolarz – 46 saves)

2021-22 (4)

11/2/21 vs. New Jersey, 4-0 (John Gibson – 28 saves)
11/26/21 vs. Ottawa, 4-0 (Anthony Stolarz – 34 saves)
12/7/21 @ Buffalo, 2-0 (Anthony Stolarz – 25 saves)
4/1/22 @ Arizona, 5-0 (Anthony Stolarz – 22 saves)

2022-23 (1)

1/4/23 vs. Dallas, 2-0 (John Gibson – 35 saves)

2023-24 (1)

3/21/24 vs. Chicago, 4-0 (Lukas Dostal – 29 saves)

2/4/09 @ Minnesota, 3-0 (Niklas Backstrom – 34 saves)
2/26/09 @ Boston, 6-0 (Tim Thomas – 35 saves)
3/15/09 vs. San Jose, 1-0 (Evgeni Nabokov – 34 saves)

2009-10 (6)

10/11/09 @ NY Rangers, 3-0 (Stephen Valiquette – 18 svcs)
10/17/09 vs. St. Louis, 5-0 (Ty Conklin – 26 saves)
12/23/09 @ Phoenix, 4-0 (Ilya Bryzgalov – 21 saves)
1/14/10 @ Los Angeles, 4-0 (Jonathan Quick – 22 saves)
3/6/10 @ Phoenix, 4-0 (Ilya Bryzgalov – 32 saves)
3/12/10 vs. Nashville, 1-0 (Pekka Rinne – 31 saves)

2010-11 (4)

10/8/10 @ Detroit, 4-0 (Jimmy Howard – 21 saves)
12/3/10 vs. Detroit, 4-0 (Jimmy Howard – 41 saves)
12/5/10 vs. Phoenix, 3-0 (Ilya Bryzgalov – 26 saves)
3/6/11 vs. Vancouver, 3-0 (Cory Schneider – 26 saves)

2011-12 (7)

10/29/11 @ Nashville, 3-0 (Pekka Rinne – 20 saves)
11/5/11 @ Detroit, 5-0 (Jimmy Howard – 22 saves)
1/12/12 @ Calgary, 1-0 (Miikka Kiprusoff – 23 saves)
1/24/12 @ Dallas, 1-0 (Kari Lehtonen – 21 saves)
2/29/12 vs. Buffalo, 2-0 (Ryan Miller – 43 saves)
3/10/12 @ Dallas, 2-0 (Kari Lehtonen – 21 saves)
3/31/12 @ Phoenix, 4-0 (Mike Smith – 44 saves)

2012-13 (2)

1/25/13 vs. Vancouver, 5-0 (Cory Schneider – 30 saves)
3/27/13 @ San Jose, 4-0 (Antti Niemi – 22 saves)

2013-14 (2)

2/1/14 vs. Dallas, 2-0 (Dan Ellis – 26 saves)
2/5/14 vs. Chicago, 2-0 (Corey Crawford – 29 saves)

2014-15 (4)

10/30/14 @ St. Louis, 2-0 (Jake Allen – 24 saves)
12/31/14 vs. San Jose, 3-0 (Antti Niemi – 28 saves)
2/25/15 vs. Ottawa, 3-0 (Andrew Hammond – 25 saves)
4/8/15 vs. Dallas, 4-0 (Jonas Enroth – 19 saves)

2015-16 (9)

10/10/15 @ San Jose, 2-0 (Martin Jones – 27 saves)
10/14/15 vs. Arizona, 4-0 (Mike Smith – 37 saves)
10/16/15 vs. Colorado, 3-0 (Reto Berra – 35 saves)
10/24/15 @ Minnesota, 3-0 (Devan Dubnyk – 15 saves)
10/26/15 @ Chicago, 1-0 (Corey Crawford – 39 saves)
11/21/15 @ Tampa Bay, 5-0 (Ben Bishop – 30 saves)
12/17/15 @ Buffalo, 3-0 (Chad Johnson – 44 saves)
1/6/16 vs. Toronto, 4-0 (Jonathan Bernier – 39 saves)
3/9/16 @ Colorado, 3-0 (Semyon Varlamov – 37 saves)

2016-17 (3)

10/28/16 @ Columbus, 4-0 (Sergei Bobrovsky – 35 saves)
11/12/16 @ Nashville, 5-0 (Pekka Rinne – 27 saves)
1/25/17 @ Edmonton, 4-0 (Cam Talbot – 26 saves)

2017-18 (2)

10/09/17 vs. Calgary, 2-0 (Mike Smith – 43 saves)
2/24/18 @ Arizona, 2-0 (Antti Laata – 26 saves)

2018-19 (9)

11/14/18 @ Vegas, 5-0 (Marc-Andre Fleury – 29 saves)
12/22/18 @ Buffalo, 3-0 (Linus Ullmark – 40 saves)
1/6/19 vs. Edmonton, 4-0 (Cam Talbot – 39 saves)
1/20/19 @ NY Islanders, 3-0 (Robin Lehner – 19 saves)
2/17/19 @ Ottawa, 4-0 (Anders Nilsson – 45 saves)
2/15/19 vs. Boston, 3-0 (Jaroslav Halak – 30 saves)
2/25/19 @ Vancouver, 4-0 (Jacob Markstrom – 29 saves)
3/1/19 vs. Vegas, 3-0 (Marc-Andre Fleury – 34 saves)
3/20/19 vs. Winnipeg, 3-0 (Connor Hellebuyck – 29 saves)

2019-20 (5)

11/29/19 vs. Winnipeg, 3-0 (Connor Hellebuyck – 24 saves)
1/9/20 vs. Dallas, 3-0 (Ben Bishop – 27 saves)
2/3/20 vs. Calgary, 6-0 (Cam Talbot – 44 saves)
2/21/20 vs. Colorado, 1-0 (Pavel Francouz – 26 saves)
3/1/20 vs. New Jersey, 3-0 (Cory Schneider – 34 saves)

2020-21 (3)

3/12/21 vs. San Jose, 6-0 (Devan Dubnyk – 34 saves)
4/9/21 vs. Colorado, 2-0 (Jonas Johansson – 28 saves)
4/16/21 vs. Vegas, 4-0 (Robin Lehner – 16 saves)

2021-22 (5)

12/11/21 @ Pittsburgh, 1-0 (Case DeSmith – 33 saves)
1/15/22 @ Chicago, 3-0 (Marc-Andre Fleury – 37 saves)
1/19/22 vs. Colorado, 2-0 (Pavel Francouz – 34 saves)
2/27/22 vs. NY Islanders, 4-0 (Ilya Sorokin – 34 saves)
3/18/22 vs. Florida, 3-0 (Spencer Knight – 17 saves)

2022-23 (5)

10/28/22 @ Vegas, 4-0 (Logan Thompson – 29 saves)
12/1/22 @ Dallas, 5-0 (Jake Oettinger – 31 saves)
12/2/22 @ Ottawa, 3-0 (Cam Talbot – 32 saves)
12/13/22 @ Toronto, 7-0 (Ilya Samsonov – 28 saves)
4/1/23 @ Edmonton, 6-0 (Jack Campbell – 36 saves)

2023-24 (10)

11/7/23 vs. Pittsburgh, 2-0 (Tristan Jarry – 20 saves)
12/7/23 @ Chicago, 1-0 (Petr Mrazek – 37 saves)
12/21/23 vs. Calgary, 3-0 (Jacob Markstrom – 25 saves)
12/29/23 vs. Arizona, 2-0 (Connor Ingram – 28 saves)
1/16/24 @ Washington, 2-0 (Darcy Kuemper – 24 saves)
2/13/24 @ Montreal, 5-0 (Cayden Primeau – 13 saves)
3/14/24 @ Minnesota, 2-0 (Marc-Andre Fleury – 16 saves)
3/15/24 @ Winnipeg, 6-0 (Laurent Brossoit – 21 saves)
3/19/24 vs. Minnesota, 4-0 (Filip Gustavsson – 21 saves)
3/26/24 @ Seattle, 4-0 (Joey Daccord – 12 saves)

* Game Played at Dodger Stadium ^ Club record

ALL-TIME TOP GAMES

FIVE-OR-MORE POINTS

Player	Date	Opponent	Goals	Assists	Points	+/-
Ryan Getzlaf	11/24/15	vs. Calgary	0	5	5	+3
Teemu Selanne	3/28/11	vs. Colorado	3	2	5	+2
Corey Perry	12/12/10	vs. Minnesota	3	2	5	+4
Jason Blake	3/31/10	@ Colorado	1	4	5	+4
Corey Perry	10/31/08	vs. Vancouver	1	4	5	+0
Ryan Getzlaf	10/29/08	vs. Detroit	0	5	5	+1
Teemu Selanne	2/24/08	vs. Chicago	3	2	5	+3
Teemu Selanne	11/19/06	vs. Phoenix	0	5	5	+2
Paul Kariya	12/18/02	vs. St. Louis	2	3	5	+2
Teemu Selanne	2/19/01	vs. Calgary	2	3	5	+3
Paul Kariya	2/16/00	vs. Calgary	1	4	5	+2
Teemu Selanne	1/1/99	@ Buffalo	3	2	5	+4
Paul Kariya	1/21/98	vs. Florida	3	2	5	+5
Dmitri Mironov	12/12/97	vs. Washington	0	5	5	+5
Paul Kariya	12/20/96	vs. Calgary	2	3	5	+5
Teemu Selanne	10/10/96	@ Colorado	2	3	5	+3

THREE-OR-MORE GOALS

Player	Date	Opponent	Goals
Frank Vatrano	4/18/24	@ Vegas	3
Adam Henrique	12/17/23	@ New Jersey	3
Leo Carlsson	11/10/23	vs. Philadelphia	3
Troy Terry	11/1/23	vs. Arizona	3
Frank Vatrano	10/28/23	@ Philadelphia	3
Frank Vatrano	10/15/23	vs. Carolina	3
Frank Vatrano	1/26/23	@ Colorado	3
Troy Terry	1/4/22	vs. Philadelphia	3
Isac Lundestrom	3/1/21	vs. St. Louis	3
Nicolas Deslauriers	10/3/20	vs. Ottawa	3
Derek Grant	11/16/19	@ St. Louis	3
Rickard Rakell	3/30/19	@ Edmonton	3
Sam Steel	3/26/19	@ Vancouver	3
Ondrej Kase	12/12/18	vs. Dallas	3
Cam Fowler	11/4/18	vs. Columbus	3
Rickard Rakell	2/25/18	vs. Edmonton	3
Hampus Lindholm	12/21/17	@ NY Islanders	3
Ryan Kesler	1/1/17	vs. Philadelphia	3
Jakob Silfverberg	3/14/16	vs. New Jersey	3
Corey Perry	2/28/16	vs. Los Angeles	3
Corey Perry	1/14/15	vs. Toronto	3
Corey Perry	10/22/14	vs. Buffalo	3
Corey Perry	10/9/14	@ Pittsburgh	3
Ryan Getzlaf	12/21/13	@ NY Islanders	3
Ryan Getzlaf	11/8/13	vs. Buffalo	3
Andrew Coglianio	3/2/13	@ Phoenix	3
Kyle Palmieri	2/27/13	vs. Nashville	3
Nick Bonino	2/2/13	vs. Los Angeles	3
Corey Perry	2/12/12	@ Columbus	3
Andrew Coglianio	1/31/12	@ Phoenix	3
Saku Koivu	1/10/12	vs. Dallas	3
Corey Perry	1/8/12	vs. Columbus	3
Corey Perry	4/6/11	vs. San Jose	3
Teemu Selanne	3/28/11	vs. Colorado	3
Lubomir Visnovsky	3/4/11	vs. Dallas	3
Corey Perry	2/5/11	@ Colorado	3
Bobby Ryan	1/12/11	vs. St. Louis	3
Corey Perry	12/12/10	vs. Minnesota	3
Bobby Ryan	11/27/10	@ Phoenix	3
Bobby Ryan	1/8/09	@ Los Angeles	3
Teemu Selanne	10/29/08	vs. Detroit	3
Teemu Selanne	2/24/08	vs. Chicago	3
Teemu Selanne	1/11/07	@ Dallas	3
Chris Kunitz	11/19/06	vs. Phoenix	3
Jonathan Hedstrom	1/9/06	vs. Los Angeles	3
Vaclav Prospal	1/23/04	vs. Minnesota	3
Paul Kariya	10/31/02	@ Boston	3
Paul Kariya	2/6/02	vs. Philadelphia	3
Paul Kariya	1/14/02	vs. Nashville	3
Paul Kariya	3/29/01	@ San Jose	3
Paul Kariya	2/19/01	vs. Calgary	3
Teemu Selanne	2/1/01	@ Phoenix	3
Marty McInnis	10/23/00	vs. Los Angeles	3
Teemu Selanne	11/26/99	@ Dallas	3
Teemu Selanne	1/1/99	@ Buffalo	3
Teemu Selanne	3/22/98	@ Ottawa	3
Paul Kariya	1/21/98	vs. Florida	3
Teemu Selanne	11/10/97	vs. San Jose	3
Teemu Selanne	10/26/97	@ N.Y. Rangers	3
Paul Kariya	1/23/97	@ Phoenix	3
Paul Kariya	1/10/97	vs. Buffalo	3
Teemu Selanne	11/1/96	vs. San Jose	3
Garry Valk	3/22/96	@ St. Louis	3
Teemu Selanne	3/17/96	vs. St. Louis	3
Teemu Selanne	2/25/96	vs. San Jose	3
Terry Yake	10/19/93	@ N.Y. Rangers	3

FOUR-OR-MORE ASSISTS

Player	Date	Opponent	Assists
Ryan Getzlaf	11/24/15	vs. Calgary	5
Ryan Getzlaf	10/29/08	vs. Detroit	5
Teemu Selanne	11/19/06	vs. Phoenix	5
Dmitri Mironov	12/12/97	vs. Washington	5
Corey Perry	2/5/18	@ Toronto	4
Ryan Getzlaf	12/21/17	@ NY Islanders	4
Ryan Getzlaf	3/26/17	vs. NY Rangers	4
F. Beauchemin	2/24/13	@ Colorado	4
Ryan Getzlaf	1/13/12	@ Edmonton	4
Ryan Getzlaf	4/6/11	vs. San Jose	4
Ryan Getzlaf	11/27/10	@ Phoenix	4
Jason Blake	3/31/10	@ Colorado	4
Ryan Getzlaf	4/4/09	@ Vancouver	4
Corey Perry	10/31/08	vs. Vancouver	4
Andy McDonald	1/11/07	@ Dallas	4
Ryan Getzlaf	3/24/06	vs. Nashville	4
Rob Niedermayer	3/21/04	vs. Detroit	4
Niclas Havelid	1/23/04	vs. Minnesota	4
Matt Cullen	12/15/02	vs. Pittsburgh	4
Paul Kariya	2/16/00	vs. Calgary	4
Fredrik Olausson	1/1/99	@ Buffalo	4
Paul Kariya	12/16/98	vs. Nashville	4
Teemu Selanne	12/1/98	@ Pittsburgh	4
Shaun Van Allen	3/9/95	vs. Detroit	4

ALL-TIME TOP GAMES

45-OR-MORE SAVES

Goaltender	Date	Opponent	Saves	Shots Faced	Final Score
Lukas Dostal	1/3/24	vs. Toronto	55	57	2-1 loss (OT)
Lukas Dostal	3/1/24	vs. New Jersey	52	55	4-3 win
John Gibson	2/10/23	vs. Pittsburgh	53	59	6-3 loss
John Gibson	4/12/22	@ Florida	52	55	3-2 loss (OT)
John Gibson	2/25/23	@ Carolina	51	53	3-2 win
John Gibson	2/20/23	@ Florida	51	55	4-3 loss (OT)
John Gibson	1/1/17	vs. Philadelphia	51	54	4-3 win (SO)
Jonas Hiller	12/19/08	@ Edmonton	51	53	3-2 win (SO)
J.S. Giguere	3/21/04	vs. Detroit	51	57	8-6 win
Mikhail Shtalenkov	3/22/98	@ Ottawa	51	53	5-2 win
John Gibson	11/19/17	vs. Florida	50	52	3-2 win
John Gibson	12/28/22	vs. Vegas	49	51	3-2 win (SO)
John Gibson	10/20/17	vs. Montreal	49	51	6-2 win
Frederik Andersen	3/2/14	vs. Carolina	49	52	5-3 win
Jonas Hiller	12/3/13	vs. Los Angeles	49	51	3-2 loss (SO)
Jonas Hiller	4/8/10	@ Dallas	49	51	3-2 loss (SO)
John Gibson	2/24/24	@ Los Angeles	48	50	3-2 loss (SO)
Anthony Stolarz	11/5/22	@ San Jose	52	54	5-4 win (SO)
John Gibson	4/16/21	vs. Vegas	47	51	4-0 loss
J.S. Giguere	10/25/08	@ Montreal	47	51	6-4 win
Guy Hebert	2/1/98	vs. Chicago	47	50	4-3 win (OT)
Lukas Dostal	12/17/22	@ Edmonton	46	49	4-3 win
Anthony Stolarz	4/12/21	@ San Jose	46	46	4-0 win
Ryan Miller	2/1/20	@ Los Angeles	46	47	3-1 win
Jonas Hiller	2/3/10	vs Detroit	46	47	3-1 win
Ron Tugnutt	11/21/93	@ Edmonton	46	48	4-2 win
John Gibson	12/3/22	@ Minnesota	45	49	5-4 loss (SO)
John Gibson	10/28/18	vs. San Jose	45	49	4-3 loss (OT)
John Gibson	11/22/17	vs. Vegas	45	49	4-2 loss
Jonas Hiller	12/20/10	@ Boston	45	45	3-0 win
Jonas Hiller	10/9/10	@ Nashville	45	49	4-1 loss
Guy Hebert	2/3/00	@ Philadelphia	45	48	3-3 tie (OT)
Dominic Roussel	12/22/98	@ Colorado	45	45	1-0 win
Guy Hebert	12/27/96	@ N.Y. Rangers	45	48	3-2 loss

ALL-TIME TOP INDIVIDUAL SCORING STREAKS BY DUCKS

POINT STREAKS

C. Perry - 19 gms. (10/21/09-12/1/09), 10-16=26 pts.
T. Selanne - 17 gms. (2/3/99-3/10/99), 15-14=29 pts.
R. Getzlaf - 15 gms. (12/22/07-1/23/08), 6-16=22 pts.
T. Selanne - 15 gms. (2/10/96-3/17/96), 12-12=24 pts.
R. Getzlaf* - 14 gms. (11/15/13-12/15/13), 6-11=17 pts.
T. Selanne - 13 gms. (1/21/00-2/18/00), 8-14=22 pts.
P. Kariya - 12 gms. (3/19/97-4/11/97), 10-9=19 pts.
T. Selanne - 12 gms. (12/30/96-1/27/97), 9-10=19 pts/
R. Getzlaf - 11 gms. (2/8/16-2/28/16), 5-12=17 pts.
R. Getzlaf - 11 gms. (10/21/09-11/14/09), 2-17=19 pts.
A. McDonald - 11 gms. (1/23/06-2/12/06), 5-13=18 pts.
P. Kariya - 11 gms. (11/6/98-11/27/98), 7-9=16 pts.
T. Selanne - 11 gms. (10/21/97-11/10/97), 17-2=19 pts.

GOAL STREAKS

T. Selanne - 11 gms. (10/21/98-11/10/98), 17 goals
T. Selanne - 8 gms. (2/17/99-3/5/99), 10 goals
C. Perry - 7 gms. (11/29/13-12/11/13), 8 goals
R. Rakell - 6 gms. (12/21/17-1/2/18), 7 goals
P. Kariya - 6 gms. (1/19/00-1/31/00), 10 goals
R. Rakell - 5 gms (2/25/18-3/8/18), 8 goals
C. Perry - 5 gms. (3/19/11-3/26/11), 8 goals
B. Ryan - 5 gms. (1/17/09-1/28/09), 5 goals
T. Selanne - 5 gms. (11/22/05-11/30/05) 5 goals
T. Selanne - 5 gms. (1/21/00-1/31/00), 6 goals
F. Olausson - 5 gms. (1/8/99-1/18/99), 5 goals
T. Selanne - 5 gms. (1/3/97-1/12/97), 5 goals
M. Sillinger - 5 gms. (11/3/95-11/11/95), 5 goals

ASSIST STREAKS

C. Perry - 10 gms. (11/13/09-12/1/09), 11 asst.
R. Getzlaf - 10 gms. (10/24/09-11/14/09), 17 asst.
R. Getzlaf - 8 gms. (10/25/08-11/7/08), 12 asst.
S. Niedermayer - 8 gms. (12/26/06-1/11/07), 10 asst.
R. Getzlaf - 7 gms. (11/16/19-11/30/19), 9 asst.
R. Getzlaf - 7 gms. (2/8/16-2/18-16), 9 asst.
C. Perry - 7 gms. (10/21/08-11/2/08), 11 asst.
R. Getzlaf - 7 gms. (2/8/16-2/18/06), 9 asst.
F. Beauchemin - 7 gms. (1/26/06-2/8/06), 8 asst.
T. Selanne - 7 gms. (3/26/99-4/7/99), 9 asst.
P. Kariya - 7 gms. (12/6/98-12/21/98), 11 asst.
G. Valk - 7 gms. (11/9/93-11/22/93), 7 asst.
R. Getzlaf - 6 gms. (11/16/11-11/30/11), 9 asst.
C. Pronger - 6 gms. (11/26/06-12/26/06), 10 asst.

**Unofficial 16 gms. (missed two games due to injury)*

ALL-TIME LEADERS

POINTS

	G	A	PTS
Ryan Getzlaf	282	737	1019
Teemu Selanne	457	531	988
Corey Perry	372	404	776
Paul Kariya	300	369	669
Cam Fowler	96	357	453
Steve Rucchin	153	279	432
Jakob Silfverberg	158	196	354
Rickard Rakell	154	185	339
Bobby Ryan	147	142	289
Adam Henrique	135	129	264
Scott Niedermayer	60	204	264

GOALS

Teemu Selanne	457
Corey Perry	372
Paul Kariya	300
Ryan Getzlaf	282
Jakob Silfverberg	158
Rickard Rakell	154
Steve Rucchin	153
Bobby Ryan	147
Adam Henrique	135
Andrew Cogliano	102

ASSISTS

Ryan Getzlaf	737
Teemu Selanne	531
Corey Perry	404
Paul Kariya	369
Cam Fowler	285
Steve Rucchin	279
Scott Niedermayer	204
Rickard Rakell	185
Jakob Silfverberg	168
Andy McDonald	167

GAMES PLAYED

Ryan Getzlaf	1,157
Corey Perry	988
Teemu Selanne	966
Cam Fowler	811
Steve Rucchin	616
Jakob Silfverberg	610
Paul Kariya	606
Ruslan Salei	594
Francois Beauchemin	592
Andrew Cogliano	584

PLUS-MINUS

Teemu Selanne	+120
Ryan Getzlaf	+102
Corey Perry	+76
Hampus Lindholm	+74

Andrew Cogliano	+61
Chris Kunitz	+60
Francois Beauchemin	+59
Paul Kariya	+52
Bobby Ryan	+40
Josh Manson	+39

PIM

Corey Perry	1,110
Ryan Getzlaf	960
George Parros	812
David Karpa	788
Jason Marshall	740
Ruslan Salei	735
Todd Ewen	650
Stu Grimson	583
Teemu Selanne	471
Josh Manson	431

POWER PLAY GOALS

Teemu Selanne	182
Paul Kariya	107
Corey Perry	103
Ryan Getzlaf	86
Steve Rucchin	58
Scott Niedermayer	39
Cam Fowler	38
Bobby Ryan	36
Rickard Rakell	33
Adam Henrique	33

POWER PLAY POINTS

	G	A	PTS
Teemu Selanne	182	228	410
Ryan Getzlaf	86	255	341
Paul Kariya	107	156	263
Corey Perry	103	140	243
Cam Fowler	38	136	174
Scott Niedermayer	39	106	145
Steve Rucchin	58	84	142
Andy McDonald	28	67	95
Chris Pronger	20	74	94
Fredrik Olausson	22	66	88

SHORTHANDED GOALS

Andrew Cogliano	16
Paul Kariya	16
Jakob Silfverberg	11
Samuel Pahlsson	9
Ryan Getzlaf	9
Todd Marchant	8
Isac Lundestrom	8
Corey Perry	6
Steve Rucchin	6
Joe Sacco	6

SHORTHANDED POINTS

	G	A	PTS
Andrew Cogliano	16	5	21
Paul Kariya	16	5	21
Jakob Silfverberg	11	6	17
Steve Rucchin	6	9	15
Ryan Getzlaf	8	6	14
Samuel Pahlsson	9	4	13
Todd Marchant	8	3	11
Corey Perry	6	4	10
Cam Fowler	4	5	9
Derek Grant	5	4	9
Joe Sacco	6	3	9

GAME-WINNING GOALS

Teemu Selanne	77
Corey Perry	64
Ryan Getzlaf	57
Paul Kariya	44
Rickard Rakell	27
Steve Rucchin	23
Jakob Silfverberg	20
Cam Fowler	18
Adam Henrique	18
Andrew Cogliano	17

SHOTS

Teemu Selanne	2,964
Corey Perry	2,870
Ryan Getzlaf	2,559
Paul Kariya	2,455
Jakob Silfverberg	1,709
Cam Fowler	1,547
Rickard Rakell	1,366
Steve Rucchin	1,150
Bobby Ryan	1,044
Andrew Cogliano	1,033

OVERTIME GOALS

Ryan Getzlaf	11
Rickard Rakell	7
Corey Perry	6
Teemu Selanne	6
Scott Niedermayer	5
Troy Terry	4
Cam Fowler	4
Niclas Havelid	4
Trevor Zegras	3
Frank Vatrano	3
Adam Henrique	3
Oleg Tverдовsky	3
Paul Kariya	3
Saku Koivu	3
Steve Rucchin	3

GOALIE STATS

GAMES PLAYED

John Gibson	477
Jean-Sebastien Giguere	447
Guy Hebert	441
Jonas Hiller	326
Frederik Andersen	125
Mikhail Shtalenkov	122
Ryan Miller	87
Ilya Bryzgalov	77
Lukas Dostal	67
Anthony Stolarz	56
Martin Gerber	54

GOALS-AGAINST AVERAGE*

	GP	GAA
Jean-Sebastien Giguere	447	2.47
Jonas Hiller	326	2.51
Guy Hebert	441	2.75
John Gibson	378	2.90

* min. 150 games

SAVE PERCENTAGE*

	GP	SV%
Jonas Hiller	326	.916
Jean-Sebastien Giguere	447	.914
Guy Hebert	441	.911
John Gibson	378	.910

WINS

Jean-Sebastien Giguere	206
John Gibson	193
Guy Hebert	173
Jonas Hiller	162
Frederik Andersen	77
Mikhail Shtalenkov	34
Ryan Miller	33
Ilya Bryzgalov	27
Anthony Stolarz	21
Jonathan Bernier	21

LOSSES

John Gibson	206
Guy Hebert	202
Jean-Sebastien Giguere	163
Jonas Hiller	110
Mikhail Shtalenkov	53
Lukas Dostal	35
Ilya Bryzgalov	27
Ryan Miller	27
Frederik Andersen	26
Martin Gerber	23

STARTS

John Gibson	466
Jean-Sebastien Giguere	429
Guy Hebert	426
Jonas Hiller	308
Frederik Andersen	114
Mikhail Shtalenkov	98
Ryan Miller	71
Ilya Bryzgalov	64
Lukas Dostal	58
Martin Gerber	47

MINUTES

John Gibson	27,241
Jean-Sebastien Giguere	25,646
Guy Hebert	25,205
Jonas Hiller	18,378
Frederik Andersen	6,973
Mikhail Shtalenkov	6,117
Ryan Miller	4,571
Ilya Bryzgalov	3,953
Lukas Dostal	3,587
Martin Gerber	2,902

SAVES

John Gibson	13,294
Guy Hebert	11,813
Jean-Sebastien Giguere	11,290
Jonas Hiller	8,424
Frederik Andersen	3,034
Mikhail Shtalenkov	2,777
Ryan Miller	2,215
Lukas Dostal	1,891
Ilya Bryzgalov	1,626
Anthony Stolarz	1,433

SHOTS AGAINST

John Gibson	14,609
Guy Hebert	12,968
Jean-Sebastien Giguere	12,347
Jonas Hiller	9,192
Frederik Andersen	3,305
Mikhail Shtalenkov	3,097
Ryan Miller	2,434
Lukas Dostal	2,097
Ilya Bryzgalov	1,799
Anthony Stolarz	1,569

SHUTOUTS

Jean-Sebastien Giguere	32
Guy Hebert	27
John Gibson	24
Jonas Hiller	21
Frederik Andersen	6
Ryan Miller	5
Anthony Stolarz	4
Viktor Fasth	4
Martin Gerber	3
Mikhail Shtalenkov	3

HONOR ROLL

ALL-STAR GAME

Alexei Kasatonov - 1994 (New York)
Paul Kariya - 1996 (Boston)
Guy Hebert - 1997 (San Jose)
Paul Kariya - 1997 (San Jose)*
Teemu Selanne - 1997 (San Jose)
Dmitri Mironov - 1998 (Vancouver)
Teemu Selanne - 1998 (Vancouver)*
Paul Kariya - 1999 (Tampa Bay)*
Teemu Selanne - 1999 (Tampa Bay)*
Paul Kariya - 2000 (Toronto)*
Teemu Selanne - 2000 (Toronto)*
Paul Kariya - 2001 (Colorado)*
Paul Kariya - 2002 (Los Angeles)
Paul Kariya - 2003 (Florida)
Andy McDonald - 2007 (Dallas)
Scott Niedermayer (did not play) - 2007 (Dallas)*
Teemu Selanne - 2007 (Dallas)
Ryan Getzlaf - 2008 (Atlanta)
Scott Niedermayer - 2008 (Atlanta)
Corey Perry - 2008 (Atlanta)
Chris Pronger - 2008 (Atlanta)
Ryan Getzlaf - 2009 (Montreal)*
J.S. Giguere - 2009 (Montreal)*
Scott Niedermayer - 2009 (Montreal)*
Corey Perry - 2011 (Carolina)
Jonas Hiller - 2011 (Carolina)
Corey Perry - 2012 (Ottawa)
Ryan Getzlaf - 2015 (Columbus)
Corey Perry - 2016 (Nashville)
John Gibson - 2016 (Nashville)
Ryan Kesler - 2017 (Los Angeles)
Cam Fowler - 2017 (Los Angeles)
Rickard Rakell - 2018 (Tampa Bay)
John Gibson - 2019 (San Jose)
John Gibson - 2022 (Vegas)
Troy Terry - 2022 (Vegas)
Troy Terry - 2023 (Florida)
Frank Vatrano - 2024 (Toronto)

*Voted in as starter

ALL-STAR GAME MVP

Teemu Selanne - 1998 (Vancouver)

FIRST TEAM NHL ALL-STAR

Paul Kariya - 1996
Teemu Selanne - 1996
Paul Kariya - 1997
Paul Kariya - 1999
Scott Niedermayer - 2006
Scott Niedermayer - 2007
Corey Perry - 2011
Corey Perry - 2014

SECOND TEAM NHL ALL-STAR

Teemu Selanne - 1998
Teemu Selanne - 1999
Paul Kariya - 2000
Paul Kariya - 2003
Chris Pronger - 2007
Lubomir Visnovsky - 2011
Francois Beauchemin - 2013
Ryan Getzlaf - 2014

NHL ALL-ROOKIE TEAM

Paul Kariya - 1995
Bobby Ryan - 2009
Frederik Andersen - 2014
Hampus Lindholm - 2014
John Gibson - 2016

Trevor Zegras - 2022

HART MEMORIAL TROPHY

Corey Perry - 2011

LADY BYNG MEMORIAL TROPHY

Paul Kariya - 1996
Paul Kariya - 1997

MAURICE "ROCKET" RICHARD TROPHY

Teemu Selanne - 1999
Corey Perry - 2011

BILL MASTERTON MEMORIAL TROPHY

Teemu Selanne - 2006

WILLIAM JENNINGS TROPHY

John Gibson & Frederik Andersen - 2016

CONN SMYTHE TROPHY

J.S. Giguere - 2003
Scott Niedermayer - 2007

GENERAL MANAGER OF THE YEAR AWARD

Bob Murray - 2014

NHL PLAYER OF THE MONTH

Paul Kariya - April, 1996
Paul Kariya - January, 1998
Teemu Selanne - February, 1999
Teemu Selanne - November, 2006
Corey Perry - March, 2011
Corey Perry - October, 2014
Ryan Getzlaf - December, 2014
Ryan Getzlaf - February, 2016

NHL ROOKIE OF THE MONTH

Bobby Ryan - January, 2009
John Gibson - December, 2015
Trevor Zegras - December 2021

NHL PLAYER OF THE WEEK

Guy Hebert - March 25, 1996
Paul Kariya - April 8, 1996
Teemu Selanne - October 27, 1997
Teemu Selanne - January 19, 1998
Paul Kariya - January 26, 1998
Teemu Selanne - February 29, 1999
J.S. Giguere - December 15, 2002
Teemu Selanne - March 26, 2006
Ryan Getzlaf - January 20, 2007
Teemu Selanne - February 24, 2008
Ryan Getzlaf/Corey Perry/Teemu Selanne - November 3, 2008
Corey Perry - April 4, 2011
Jonas Hiller - February 20, 2012
John Gibson - December 7, 2015

2007 STANLEY CUP CHAMPIONS



Henry & Susan Samuelli, Michael Schulman, Brian Burke, Tim Ryan, Bob Wagner, Bob Murray, David McNab, Al Coates, Randy Carlyle, Dave Farrish, Newell Brown, Francois Allaire, Sean Skahan, Joe Trotta, Tim Clark, Mark O'Neill, John Allway, James Partida, Rick Paterson, Alain Chainey, Scott Niedermayer (Captain), Rob Niedermayer, Chris Pronger, Teemu Selanne, Sean O'Donnell, Brad May, Todd Marchant, J.S. Giguere, Andy McDonald, Samuel Pahlsson, Shawn Thornton, Ric Jackman, Joe DiPenta, Kent Huskins, Chris Kunitz, George Parros, Joe Motzko, Ilya Bryzgalov, Francois Beauchemin, Travis Moen, Ryan Carter, Drew Miller, Ryan Shannon, Dustin Penner, Ryan Getzlaf, Corey Perry

By securing their first Stanley Cup championship in franchise history on June 6, 2007, the Anaheim Ducks also became the first team from California to win the Stanley Cup. Their appearance in the Final marked just the fifth time since 1926 that a West Coast team competed for the Stanley Cup (also Vancouver (1982 & 1994), Los Angeles (1993) & Anaheim (2003)). The Ducks were the first West Coast team to win the Stanley Cup since the 1925 Victoria Cougars and the first U.S. team to win it since the 1917 Seattle Metropolitans.

The Anaheim Ducks secured the Stanley Cup in just 21 games, posting a 16-5 record. With the 1992 Pittsburgh Penguins, the Ducks were the 5th (tied) fastest run to winning the Stanley Cup in NHL history since the best-of-seven series was implemented in 1987.

The Ducks posted a 12-2 record in games decided by one goal...the club tied the NHL play-off record for the most one-goal victories in one postseason. The 2003 Mighty Ducks of Anaheim had 12 one-goal victories during their Stanley Cup Final run and the 1993 Montreal Canadiens also accomplished this feat as they went on to win the Stanley Cup...in addition, the Ducks were tied for second in lead-changing, game-winning goals that occurred in the third period or overtime.

The 2007 Champions had the largest contingency of players (11) in their first or second NHL year on one Stanley Cup roster. The 1986 Montreal Canadiens are the only team that comes close to the Ducks number of first or second year players on a Stanley Cup winning roster with 10. Below is a list of Ducks that were in their first or second NHL season that played in at least one game with the club during their playoff run: Ilya Bryzgalov, Francois Beauchemin, Ryan Carter, Ryan Getzlaf, Kent Huskins, Chris Kunitz, Drew Miller, Dustin Penner, Corey Perry, Aaron Rome and Ryan Shannon.

SERIES WINS

First Round
Minnesota (4-1)

Second Round
Vancouver (4-1)

Western Conference Final
Detroit (4-2)


Stanley Cup Final
Ottawa (4-1)

TEAM ACCOLADES

WESTERN CONFERENCE CHAMPIONS



2006-07



2002-03

PACIFIC DIVISION CHAMPIONS



2006-07, 2012-13, 2013-14, 2014-15, 2015-16, 2016-17

HOCKEY HALL OF FAME PLAYERS

PLAYER	POSITION	YEAR INDUCTED	SEASONS WITH DUCKS
Teemu Selanne	Right Wing	2017	1996-01, 2005-14
Paul Kariya	Left Wing	2017	1994-03
Chris Pronger	Defenseman	2015	2006-09
Scott Niedermayer	Defenseman	2013	2005-10
Sergei Fedorov	Center	2015	2003-05
Adam Oates	Center	2012	2002-03


DUCKS PLAYERS TO APPEAR AT THE WINTER OLYMPIC GAMES

YEAR	POS.	PLAYER	COUNTRY	FINISH
2022	C	Mason McTavish	Canada	6th
2018	RW	Troy Terry	USA	7th
2014	C	Ryan Getzlaf	Canada	Gold
	RW	Corey Perry	Canada	Gold
	RW	*Teemu Selanne	Finland	Bronze
	RW	Jakob Silfverberg	Sweden	Silver
	D	Sami Vatanen	Finland	Bronze
2010	C	Ryan Getzlaf	Canada	Gold
	G	Jonas Hiller	Switzerland	8th
	C	Saku Koivu	Finland	Bronze
	D	Scott Niedermayer	Canada	Gold
	RW	Corey Perry	Canada	Gold
	RW	Bobby Ryan	USA	Silver
	D	Luca Sbisa	Switzerland	8th
	RW	Teemu Selanne	Finland	Bronze
	D	Ryan Whitney	USA	Silver
2006	G	Ilya Bryzgalov	Russia	Fourth
	D	Scott Niedermayer	Canada	7th
	D	Sandis Ozolinsh	Latvia	12th
	C	Samuel Pahlsson	Sweden	Gold
	RW	Teemu Selanne	Finland	Silver
	D	Vitaly Vishnevski	Russia	4th
2002	G	Ilya Bryzgalov	Russia	Bronze
	LW	Paul Kariya	Canada	Gold
	D	Ruslan Salei	Belarus	4th
	D	Oleg Tverdokvsky	Russia	Bronze
1998	G	Guy Hebert	USA	6th
	D	Dmitri Mironov	Russia	Silver
	D	Ruslan Salei	Belarus	5th
	RW	Teemu Selanne	Finland	Bronze
	G	Mikhail Shtalenkov	Russia	Silver

* Named MVP of Tournament



RETIRED NUMBERS



SELANNE

8



TEEMU SELANNE

BORN: JULY 3, 1970, HELSINKI, FINLAND

SEASONS WITH ANAHEIM: 1995-2001 & 2005-2014

HOCKEY HALL OF FAME INDUCTION: NOV. 13, 2017

HONORED BY DUCKS: JAN. 11, 2015

Teemu Selanne finished his Ducks career as the franchise's all-time leader in almost every offensive category, including goals (457), assists (531), points (988), plus/minus (+120), games (966), power-play goals (182), game-winning goals (77), overtime goals (6) and shots (2,964). He is also the club playoff leader in goals (35), power-play goals (15), game-winning goals (8), shots (274) and games (96).

Selanne helped lead Anaheim to California's first Stanley Cup championship in 2007, was named the inaugural Maurice "Rocket" Richard Trophy winner in 1998-99 and won the Bill Masterton Memorial Trophy Winner in 2005-06, all as a member of the Ducks.

Selanne ranks in the top-15 among all-time NHL leaders in goals (11th with 684), points (15th with 1,457), power-play goals (third with 255), and game-winning goals (tied for third with 110). In 22 NHL seasons, Selanne recorded 22 regular season hat tricks (13 with Anaheim, plus one playoff hat trick with Winnipeg). As a member of the Jets, he won the 1992-93 Calder Memorial Trophy after breaking the single-season rookie record for goals with 76, shattering Mike Bossy's previous record of 53. A 10-time NHL All-Star, Selanne was also a two-time First Team All-Star, a two-time Second Team All-Star (1997-98, 1998-99) and also named to the 1992-93 NHL All-Rookie Team.

Selanne was a six-time Olympian for Finland, tying the record for the most appearances by a men's hockey player. He won a medal in four of his six trips to the Olympic Winter Games, matching the all-time Olympic record. Named the 2014 Olympic MVP, a 2014 and 2006 Olympic All-Star, and the Best Forward at the 2006 Olympic Games, Selanne holds the record for the most points by an Olympian in men's hockey with 24-19=43 points.

RETIRED NUMBERS



PAUL KARIYA

BORN: OCTOBER 16, 1974, VANCOUVER, BRITISH COLUMBIA

SEASONS WITH ANAHEIM: 1994-2003

HOCKEY HALL OF FAME INDUCTION: NOV. 13, 2017


HONORED BY DUCKS: OCT. 21, 2018

Paul Kariya was Anaheim's first-ever selection (fourth overall) in the 1993 NHL Draft. He scored 300-369-669 points with a +52 rating and 213 PIM in 606 career games with the Mighty Ducks. Among franchise leaders, Kariya leads in points-per-game (1.10), co-leads in shorthanded goals (16), ranks second in power play goals (107), third in goals, and fourth in scoring and assists.

The club's captain from 1996-2003 and a two-time Lady Byng Memorial Trophy winner in 1996 and 1997, he went on to lead Anaheim to Game 7 of the 2003 Stanley Cup Final against New Jersey, recorded 100-point seasons in 1995-96 and 1998-99 and recorded the first 50-goal season in club history in 1995-96. Kariya led in Anaheim in numerous offensive categories in his nine season, including scoring (six times), power-play goals (six times), goals (five times) and assists (four times).

Over a 15-year NHL career, Kariya collected 402-587-989 points with a +31 rating and 399 PIM in 989 games with Anaheim, Colorado, Nashville and St. Louis. Kariya was named to the NHL's First All-Star Team three times (1996, 1997, 1999) and Second All-Star Team two times (2000, 2003), while also earning a spot on the NHL's All-Rookie Team in 1995. At the international level, Kariya represented Canada at the Olympic Winter Games in 2002 (gold) and 1994 (silver), World Championships in 1996 (silver) and 1994 (gold) and World Junior Championship in 1993 (gold).

RETIRED NUMBERS



NIEDERMAYER

27



SCOTT NIEDERMAYER

BORN: AUGUST 31, 1973, EDMONTON, ALBERTA

SEASONS WITH ANAHEIM: 2005-2010

HOCKEY HALL OF FAME INDUCTION: NOV. 11, 2013

HONORED BY DUCKS: FEB. 17, 2019

Scott Niedermayer spent five seasons with the Ducks from 2005-10, and was the captain of the Stanley Cup championship team in 2007 when he won the Conn Smythe Trophy as playoff MVP. He scored 60-204-264 points in 371 regular-season games with Anaheim, most among Ducks defensemen all-time, and had 34 points (eight goals, 26 assists) in 56 playoff games. In 2006-07, he set the Ducks franchise record for most points (69) and assists (54) by a defenseman.

In 18 seasons with Anaheim and New Jersey, Niedermayer scored 172-568-740 points in 1,263 NHL games. He is a four-time Stanley Cup champion, winning one Cup with Anaheim (2007) and three with New Jersey (1995, 2000 & 2003). He is the 2004 James Norris Memorial Trophy winner, a three-time First Team All-Star (2004, 2006, 2007), six-time NHL All-Star (1998, 2001, 2004, 2007, 2008, 2009), and 1993 NHL All-Rookie Team member. His 13 regular-season overtime goals are the most by a defenseman in NHL history.

The first player in hockey history to have won a Stanley Cup, Olympic gold medal, World Championship, World Cup, Memorial Cup and World Junior Championship, Niedermayer is also the only player in hockey history to win four Stanley Cups and two Olympic gold medals.

Niedermayer helped lead Canada to gold medals at the 2002 and 2010 Olympic Winter Games, serving as captain in 2010. He won a 2004 World Championship, 2004 World Cup title and 1991 World Junior Championship. He also won the 1992 Memorial Cup with Kamloops (WHL) and was named Memorial Cup MVP.

Niedermayer, who had his No. 27 retired by the New Jersey Devils on Dec. 16, 2011, became the eighth player in NHL history to have his number retired by two NHL teams.

ALL-TIME DRAFT PICKS



2024 third overall selection Beckett Sennecke

DRAFTS

2024 NHL DRAFT (LAS VEGAS, NEVADA)

Round	Overall	Selection	Pos.	Club
1	3	Beckett Sennecke	RW	Oshawa (OHL)
1	23	Stian Solberg	D	Valerenga (Norway)
2	35	Lucas Pettersson	C	Modo Jr. (Sweden Jr.)
3	66	Maxim Masse	RW	Chicoutimi (QMJHL)
3	68	Ethan Procyszyn	C	North Bay (OHL)
3	79	Tarin Smith	D	Everett (WHL)
4	100	Alexandre Blais	C	Rimouski (QMJHL)
6	182	Austin Burnevik	RW	Madison (USHL)
7	214	Darels Uljanskis	D	AIK Jr. (Sweden Jr.)

2023 NHL DRAFT (NASHVILLE, TENNESSEE)

Round	Overall	Selection	Pos.	Club
1	2	Leo Carlsson	C	Orebro (SHL)
2	33	Nico Myatovic	LW	Seattle (WHL)
2	59	Carey Terrance	C	Erie (OHL)
2	60	Damian Clara	G	Farjestad Jr. (Sweden Jr.)
3	65	Coulson Pitre	RW	Flint (OHL)
3	85	Yegor Sidorov	RW	Saskatoon (WHL)
4	97	Konnor Smith	D	Peterborough (OHL)
5	129	Rodwin Dionicio	D	Windsor (OHL)
6	161	Vojtech Port	D	Edmonton (WHL)

2022 NHL DRAFT (MONTREAL, QUEBEC)

Round	Overall	Selection	Pos.	Club
1	10	Pavel Mintyukov	D	Saginaw (OHL)
1	22	Nathan Gaucher	C	Quebec (QMJHL)
2	42	Noah Warren	D	Gatineau (QMJHL)
2	53	Tristan Luneau	D	Gatineau (QMJHL)
4	107	Ben King	C	Red Deer (WHL)
5	139	Connor Hvidston	LW	Swift Current (WHL)
5	154	Michael Callow	RW	St. Sebastian's School (MN High School)
6	178	Vyacheslav Buteyets	G	Chelmet (Russia-2)

2021 NHL DRAFT

Round	Overall	Selection	Pos.	Club
1	3	Mason McTavish	C	Peterborough (OHL)
2	34	Olen Zellweger	D	Everett (WHL)
3	66	Sasha Pastujov	RW	USNTDP
3	76	Tyson Hinds	D	Rimouski (QMJHL)
4	98	Josh Lopina	C	UMass (Hockey East)
5	130	Sean Tschigerl	LW	Calgary (WHL)
5	148	Gage Alexander	G	Winnipeg (WHL)
6	162	Kyle Kukkonen	C	Maple Grove (MN High School)

2020 NHL DRAFT

Round	Overall	Selection	Pos.	Club
1	6	Jamie Drysdale	D	Erie (OHL)
1	27	Jacob Perreault	RW	Sarnia (OHL)
2	36	Sam Colangelo	RW	Chicago (USHL)
3	67	Ian Moore	D	St. Mark's School (MA High School)
4	104	Thimo Nickl	D	Drummondville (QMJHL)
5	129	Artyom Galimov	LW	Kazan (KHL)

ALL-TIME DRAFT PICKS

6	160	Albin Sundsvik	C	Skelleftea (SHL)
7	207	Ethan Bowen	C	Chilliwack (BCHL)

2019 NHL ENTRY DRAFT (VANCOUVER, BRITISH COLUMBIA)

Round	Overall	Selection	Pos.	Club
1	9	Trevor Zegras	C	USNTDP
1	29	Brayden Tracey	LW	Moose Jaw (WHL)
2	39	Jackson LaCombe	D	Chicago (USHL)
4	101	Henry Thrun	D	USNTDP
5	132	Trevor Janicke	C	Central Illinois (USHL)
6	163	Will Francis	D	Cedar Rapids (USHL)
6	175	Mathew Hill	D	Barrie (OHL)

2018 NHL ENTRY DRAFT (DALLAS, TEXAS)

Round	Overall	Selection	Pos.	Club
1	23	Isac Lundestrom	C	Lulea (Sweden)
2	54	Benoit-Olivier Groulx	C	Halifax (QMJHL)
3	79	Blake McLaughlin	LW	Chicago (USHL)
3	85	Lukas Dostal	G	Trebic (Czech Republic)
4	116	Jack Perbix	RW	Elk River (MN High School)
5	147	Roman Durny	G	Des Moines (USHL)
6	178	Hunter Drew	D	Charlottetown (QMJHL)

2017 NHL ENTRY DRAFT (CHICAGO, ILLINOIS)

Round	Overall	Selection	Pos.	Club
2	50	Maxime Comtois	LW	Victoriaville (QMJHL)
2	60	Antoine Morand	C	Acadie-Bathurst (QMJHL)
3	91	Jack Badini	C	Chicago (USHL)
4	122	Kyle Olson	RW	Tri-City (WHL)
5	153	Olle Eriksson-Ek	G	Farjestad Jr. (Sweden Jr.)

2016 NHL ENTRY DRAFT (BUFFALO, NEW YORK)

Round	Overall	Selection	Pos.	Club
1	24	Max Jones	LW	London (OHL)
1	30	Sam Steel	C	Regina (WHL)
3	85	Josh Mahura	D	Red Deer (WHL)
4	93	Jack Kopacka	LW	Sault Ste. Marie (OHL)
4	115	Alex Dostie	C	Gatineau (QMJHL)
7	205	Tyler Soy	C	Victoria (WHL)

2015 NHL ENTRY DRAFT (SUNRISE, FLORIDA)

Round	Overall	Selection	Pos.	Club
1	27	Jacob Larsson	D	Frolunda (SHL)
2	59	Julius Nattinen	C	JYP Jyvaskyla (Finland)
3	80	Brent Gates Jr.	C	Green Bay (USHL)
3	84	Deven Sideroff	RW	Kamloops (WHL)
5	148	Troy Terry	C	USNTDP (U-18)
6	178	Steven Ruggiero	D	USNTDP (U-18)
6	179	Garrett Metcalf	G	Madison (USHL)

2014 NHL ENTRY DRAFT (PHILADELPHIA, PENNSYLVANIA)

Round	Overall	Selection	Pos.	Club
1	10	Nick Ritchie	LW	Peterborough (OHL)
2	38	Marcus Pettersson	D	Skelleftea Jr. (Sweden)
2	55	Brandon Montour	D	Waterloo (USHL)
5	123	Matt Berkovitz	D	Ashwaubenon (High-WI)
7	205	Ondrej Kase	RW	Chomutov (Czech Republic)

2013 NHL ENTRY DRAFT (NEWARK, NEW JERSEY)

Round	Overall	Selection	Pos.	Club
1	26	Shea Theodore	D	Seattle (WHL)
2	45	Nick Sorensen	RW	Quebec (QMJHL)
3	87	Keaton Thompson	D	U.S. National U-18 (USDP)
5	147	Grant Besse	RW	Benilde-St. Margaret's (High-MN)
6	177	Miro Aaltonen	C	Espoo (Finland)

2012 NHL ENTRY DRAFT (PITTSBURGH, PENNSYLVANIA)

Round	Overall	Selection	Pos.	Club
1	6	Hampus Lindholm	D	Rogle Jr. (Sweden)
2	36	Nicolas Kerdiles	LW	U.S. National U-18 (USDP)
3	87	Frederik Andersen	G	Frolunda (Sweden)
4	97	Kevin Roy	C	Lincoln (USHL)
4	108	Andrew O'Brien	D	Chicoutimi (QMJHL)
5	127	Brian Cooper	D	Fargo (USHL)
7	187	Kenton Helgesen	D	Calgary (WHL)
7	210	Jaycob Megna	D	Nebraska-Omaha (WCHA)

ALL-TIME DRAFT PICKS

2011 NHL ENTRY DRAFT (ST. PAUL, MINNESOTA)

Round	Overall	Selection	Pos.	Club
1	30	Rickard Rakell	RW	Plymouth (OHL)
2	39	John Gibson	G	U.S. National U-18 (USDP)
2	53	William Karlsson	C	Vasteras Jr. (Sweden)
3	65	Joseph Cramarossa	C	Mississauga (OHL)
3	83	Andy Welinski	D	Green Bay (USHL)
5	143	Max Friberg	RW	Skovde (Sweden-1)
6	160	Josh Manson	D	Salmon Arm (BCHL)

2010 NHL ENTRY DRAFT (LOS ANGELES, CALIFORNIA)

Round	Overall	Selection	Pos.	Club
1	12	Cam Fowler	D	Windsor (OHL)
1	29	Emerson Etem	RW	Medicine Hat (WHL)
2	42	Devante Smith-Pelly	RW	Mississauga (OHL)
5	122	Chris Wagner	C	South Shore (EJHL)
5	132	Tim Heed	D	Sodertalje (Sweden)
6	161	Andreas Dahlstrom	C	Stockholm AIK (Sweden-2)
6	177	Kevin Lind	D	Chicago (USHL)
7	192	Brett Perlini	C	Michigan State (CCHA)

2009 NHL ENTRY DRAFT (MONTREAL, QUEBEC)

Round	Overall	Selection	Pos.	Club
1	15	Peter Holland	C	Guelph (OHL)
1	26	Kyle Palmieri	C	U.S. National U-18 (USDP)
2	37	Mat Clark	D	Brampton (OHL)
3	76	Igor Bobkov	G	Magnitogorsk 2 (Russia-3)
4	106	Sami Vatanen	D	Jyvaskyla Jr. (Finland-Jr.)
5	136	Radoslav Illo	RW	Tri-City (USHL)
6	166	Scott Valentine	D	Oshawa (OHL)

2008 NHL ENTRY DRAFT (OTTAWA, ONTARIO)

Round	Overall	Selection	Pos.	Club
1	17	Jake Gardiner	D	Minnetonka (MSHSL)
2	35	Nicolas Deschamps	C	Chicoutimi (QMJHL)
2	39	Eric O'Dell	C	Sudbury (OHL)
2	43	Justin Schultz	D	Westside (BCHL)
3	71	Josh Brittain	LW	Kingston (OHL)
3	83	Marco Cousineau	G	Baie-Comeau (QMJHL)
3	85	Brandon McMillan	C	Kelowna (WHL)
4	113	Ryan Hegarty	C	U.S. National U-18 (USDP)
5	143	Stefan Warg	D	Vasteras Jr. (Sweden)
7	208	Nick Pryor	D	U.S. National U-18 (USDP)

2007 NHL ENTRY DRAFT (COLUMBUS, OHIO)

Round	Overall	Selection	Pos.	Club
1	19	Logan MacMillan	C	Halifax (QMJHL)
2	42	Eric Tangradi	C	Belleville (OHL)
3	63	Maxime Macenauer	C	Rouyn-Noranda (QMJHL)
4	92	Justin Vaive	LW	U.S. Nat'l U-18 (USA)
4	93	Steven Kampfer	D	University of Michigan (CCHA)
4	98	Sebastien Stefaniszin	G	Eisbaren Berlin (Germany)
4	121	Mattias Modig	G	Lulea HF (Sweden)
5	151	Brett Morrison	C	Prince Edward Island (QMJHL)

2006 NHL ENTRY DRAFT (VANCOUVER, BRITISH COLUMBIA)

Round	Overall	Selection	Pos.	Club
1	19	Mark Mitera	D	University of Michigan (CCHA)
2	38	Bryce Swan	C	Halifax (QMJHL)
3	83	John de Gray	D	Brampton (OHL)
4	112	Matt Beleskey	LW	Belleville (OHL)
6	172	Petteri Wirtanen	C	HPK (Finland)

2005 NHL ENTRY DRAFT (OTTAWA, ONTARIO)

Round	Overall	Selection	Pos.	Club
1	2	Bobby Ryan	LW	Owen Sound (OHL)
2	31	Brendan Mikkelsen	D	Portland (WHL)
3	63	Jason Bailey	RW	U.S. National U-18 (USDP)
5	127	Bobby Bolt	LW	Kingston (OHL)
5	141	Brian Salcido	D	Colorado College (WCHA)
7	197	Jean-Philippe Levasseur	G	Rouyn Noranda (QMJHL)

ALL-TIME DRAFT PICKS

2004 NHL ENTRY DRAFT (RALEIGH, NORTH CAROLINA)

Round	Overall	Player	Pos.	Club
1	9	Ladislav Smid	D	HC Liberec (Czech)
2	39	Jordan Smith	D	Sault-St. Marie (OHL)
3	74	Kyle Klubertanz	D	Green Bay (USHL)
3	75	Tim Brent	C	Toronto St. Mike's (OHL)
6	172	Matt Auffrey	RW	U.S. National U-18 (USDP)
7	203	Gabriel Bouthillette	G	Gatineau (QMJHL)
8	236	Matt Christie	C	Miami University (CCHA)
9	269	Janne Pesonen	F	Karpat Oulu (Finland)

2003 NHL ENTRY DRAFT (NASHVILLE, TENNESSEE)

Round	Overall	Player	Pos.	Club
1	19	Ryan Getzlaf	C	Calgary (WHL)
1	28	Corey Perry	RW	London (OHL)
3	86	Shane Hynes	RW	Cornell (ECAC)
3	90	Juha Alen	D	Northern Michigan (CCHA)
4	119	Nathan Saunders	D	Moncton (QMJHL)
6	186	Drew Miller	LW	River City (USHL)
7	218	Dirk Southern	C	Northern Michigan (NCAA)
8	250	Shane O'Brien	D	Toronto St. Mike's (OHL)
9	280	Ville Mantymaa	D	Tappara Tampere (Finland)

2002 NHL ENTRY DRAFT (TORONTO, ONTARIO)

Round	Overall	Player	Pos.	Club
1	7	Joffrey Lupul	C/RW	Medicine Hat (WHL)
2	37	Tim Brent	C	Toronto-St. Mike's (OHL)
3	71	Brian Lee	D	Erie (OHL)
4	103	Joonas Vihko	C/W	HIFK Helsinki (Finland)
5	140	George Davis	RW	Cape Breton (QMJHL)
6	173	Luke Fritshaw	D	Prince Albert (WHL)
9	261	Francois Caron	D	Moncton (QMJHL)
9	267	Chris Petrow	D	Oshawa (OHL)

2001 NHL ENTRY DRAFT (SUNRISE, FLORIDA)

Round	Overall	Player	Pos.	Club
1	5	Stanislav Chistov	LW	Omsk (Russia)
2	35	Mark Popovic	D	Toronto (OHL)
3	66	Joel Stepp	C	Red Deer (WHL)
4	102	Timo Parssinen	LW	HPK (Finland)
4	105	Vladimir Korsunov	D	Spartak (Russia)
4	118	Brandon Rodgers	D	Hotchkiss (H.S.)
5	137	Joel Perreault	C/LW	Baie-Comeau (QMJHL)
6	170	Jan Tabacek	D	HC Martin (Slovakia)
7	224	Tony Martensson	C	Brynäs (Sweden)
8	232	Martin Gerber	G	Langnau (Switzerland)
9	264	Pierre Parenteau	C	Chicoutimi (QMJHL)

2000 NHL ENTRY DRAFT (CALGARY, ALBERTA)

Round	Overall	Player	Pos.	Club
1	12	Alexei Smirnov	LW/RW	Dynamo (Russia)
2	44	Ilya Bryzgalov	G	Lada Togliatti (Russia)
4	98	Jonas Ronnqvist	RW	Lulea HF (Sweden)
5	134	Peter Podhradsky	D	HC Slovan (Slovakia)
5	153	Bill Cass	D	Boston College (Hockey East)

1999 NHL ENTRY DRAFT (BOSTON, MASSACHUSETTS)

Round	Overall	Player	Pos.	Club
2	44	Jordan Leopold	D	Univ. of Minn. (WCHA)
3	83	Niclas Havelid	D	Malmo (Sweden)
4	105	Alexandr Chagodayev	C	HC Moscow (Russia)
5	141	Maxim Rybin	LW	Spartak (Russia)
6	173	Jan Sandstrom	D	AIK Solna (Sweden)
8	230	Petr Tenkrat	RW	HC Velvana (Czech. Rep.)
9	258	Brian Gornick	C	USAFA (NCAA)

1998 NHL ENTRY DRAFT (BUFFALO, NEW YORK)

Round	Overall	Player	Pos.	Club
1	5	Vitaly Vishnevski	D	Yaroslavl 2 (Russia)
2	32	Stephen Peat	D	Red Deer (WHL)
4	112	Viktor Wallin	D	HV-71 (Sweden)
6	150	Trent Hunter	RW	Prince George (WHL)
7	178	Jesse Fibiger	D	Minn.-Duluth (WCHA)

ALL-TIME DRAFT PICKS

8	205	David Bernier	RW	Quebec (QMJHL)
9	233	Pelle Prestberg	LW	Farjestad (Sweden)
9	245	Andreas Andersson	G	HV-71 (Sweden)

1997 NHL ENTRY DRAFT (PITTSBURGH, PENNSYLVANIA)

Round	Overall	Player	Pos.	Club
1	18	Michael Holmqvist	C	Djugarden (Sweden)
2	45	Maxim Balmochnykh	LW	Lada Togliatti (Russia)
3	72	Jay Legault	LW	London (OHL)
5	125	Luc Vaillancourt	G	Beauport (QMJHL)
7	178	Tony Mohagen	LW	Seattle (WHL)
7	181	Mat Snesrud	D	North Iowa (Jr. A)
8	209	Rene Stussi	C	Thurgau (Europe)
9	235	Tommi Degerman	C	Boston University (Hockey East)

1996 NHL ENTRY DRAFT (ST. LOUIS, MISSOURI)

Round	Overall	Player	Pos.	Club
1	9	Ruslan Salei	D	Las Vegas (IHL)
2	35	Matt Cullen	C	St. Cloud State (WCHA)
5	113	Brendan Buckley	D	Boston College (H.E.)
6	149	Blaine Russell	G	Prince Albert (WHL)
7	165	Timo Ahmaoja	D	Jyph (Finland)
8	198	Kevin Kellett	D	Prince Albert (WHL)
9	224	Tobias Johansson	W	Malmo (Sweden Jr.)

1995 NHL ENTRY DRAFT (EDMONTON, ALBERTA)

Round	Overall	Player	Pos.	Club
1	4	Chad Kilger	C	Kingston (OHL)
2	29	Brian Wesenberg	RW	Guelph (OHL)
3	55	Mike Leclerc	LW	Brandon (WHL)
5	107	Igor Nikulin	RW	Cherepovets (CIS)
6	133	Peter Leboutillier	RW	Red Deer (WHL)
7	159	Mike LaPlante	D	Calgary (Tier II)
8	185	Igor Karpenko	G	Sokol (MHL)

1994 NHL ENTRY DRAFT (HARTFORD, CONNECTICUT)

Round	Overall	Player	Pos.	Club
1	2	Oleg Tverdovsky	D	Krylja (CIS)
2	28	Johan Davidsson	C/W	HV-71 Jonkoping (Sweden)
3	67	Craig Reichert	RW	Red Deer (WHL)
4	80	Byron Briske	D	Red Deer (WHL)
5	106	Pavel Trnka	D	Skoda Plzen (Czech)
6	132	Jon Battaglia	LW	Caledon (Jr. A)
7	158	Rocky Welsing	D	Wisconsin (USHL)
8	184	Brad Englehart	C	Kimball Union (H.S.)
10	236	Tommi Miettinen	C/W	Kalpa (Finland)
11	262	Jeremy Stevenson	LW	S. Ste. Marie (OHL)

1993 NHL ENTRY DRAFT (QUEBEC CITY, QUEBEC)

Round	Overall	Player	Pos.	Club
1	4	Paul Kariya	LW	Maine (Hockey East)
2	30	Nikolai Tsulygin	D	Salavat Yulayev (CIS)
3	56	Valeri Karpov	RW	Traktor (CIS)
4	82	Joel Gagnon	G	Oshawa (OHL)
5	108	Mikhail Shtalenkov	G	Milwaukee (IHL)
6	134	Antti Aalto	C	TPS Turku (Finland)
7	160	Matt Peterson	D	Osseo (H.S.)
8	186	Tom Askey	G	Ohio State (CCHA)
9	212	Vitali Kozel	C	Dynamo (CIS)
10	238	Anatoli Fedotov	D	Moncton (AHL)
11	264	David Penney	LW	Worcester Acad. (H.S.)

SUPPLEMENTAL DRAFTS

1994 NHL SUPPLEMENTAL DRAFT (HARTFORD, CONNECTICUT)

Round	Overall	Player	Pos.	Club
1	2	Steve Rucchin	C	W. Ontario (OUAA)

1993 NHL SUPPLEMENTAL DRAFT (QUEBEC CITY, QUEBEC)

Round	Overall	Player	Pos.	Club
1	5	Pat Thompson	D	Brown U. (ECAC)

ALL-TIME DRAFT PICKS

1993 NHL EXPANSION DRAFT (QUEBEC CITY, QUEBEC)

GOALTENDERS

Pick	Player	NHL Club
2	Guy Hebert	St. Louis
3	Glenn Healy	N.Y. Islanders
6	Ron Tugnutt	Edmonton

DEFENSEMEN

Pick	Player	NHL Club
2	Alexei Kasatonov	New Jersey
3	Sean Hill	Montreal
5	Bill Houlder	Buffalo
8	Bobby Dollas	Detroit
10	Randy Ladouceur	Hartford
11	David Williams	San Jose
13	Dennis Vial	Tampa Bay
16	Mark Ferner	Ottawa

FORWARDS

Pick	Player	NHL Club
1	Steven King	N.Y. Rangers
4	Tim Sweeney	Boston
6	Troy Loney	Pittsburgh
7	Stu Grimson	Chicago
9	Terry Yake	Hartford
12	Jarrod Skalde	New Jersey
14	Bob Corkum	Buffalo
15	Anatoli Semenov	Vancouver
17	Joe Sacco	Toronto
20	Lonnie Loach	Los Angeles
22	Jim Thomson	Los Angeles
23	Trevor Halverson	Washington
25	Robin Bawa	San Jose



STATISTICS OF FORMER DUCKS

SKATERS

(AMONG PLAYERS THAT PLAYED IN AT LEAST ONE GAME WITH ANAHEIM)

PLAYER	SEASONS	POS-NO.	GP	G	A	PTS	PIM	+/-
Aalto, Antti	1997-01	C - 44/14	151	11	17	28	52	-25
Selected by Anaheim in the sixth round (134th overall) of the 1993 NHL Draft. Became a free agent, July 1, 2001.								
Aberg, Pontus	2018-19	RW - 20	37	11	8	19	14	-10
Claimed off waivers from Edmonton, Oct. 1, 2018. Traded to Minnesota in exchange for Justin Kloos, Jan. 16, 2019.								
Agozzino, Andrew	2019-20 & 2023-24	C - 26 / 28						
Claimed on waivers, Feb. 24, 2020. Became a free agent, July 28, 2021. Acquired from San Jose for Andrej Sustr, June 27, 2023. Became a free agent, July 1, 2024.								
Agozzino, Andrew	2019-20	C - 26	8	1	1	2	0	+3
Claimed on waivers, Feb. 24, 2020. Became a free agent, July 28, 2021.								
Allen, Bryan	2012-15	D - 5/55	115	0	17	17	113	+21
Signed as a free agent, July 1, 2012. Traded to Montreal for Rene Bourque, Nov. 20, 2014.								
Antoski, Shawn	1996-98	LW - 19/11	11	1	0	1	20	+2
Acquired from Pittsburgh with Dmitri Mironov in exchange for Alex Hicks and Fredrik Olausson, Nov. 19, 1996. Became a free agent, July 1, 1998.								
Armstrong, Chris	2003-04	D - 41	4	0	1	1	0	-1
Signed as a free agent, June 26, 2003. Became a free agent, July 1, 2004.								
Artyukhin, Evgeny	2009-10	LW - 24	37	4	5	9	41	0
Acquired from Tampa Bay in exchange for Drew Miller and a third-round draft pick in the 2010 NHL Draft, Aug. 13, 2009. Traded to Atlanta in exchange for Nathan Ostryck and a conditional draft pick in 2011 NHL Draft, Mar. 1, 2010.								
Aston-Reese, Zach	2021-22	LW - 16	17	3	1	4	6	+1
Acquired from Pittsburgh with Dominik Simon, Calle Clang and a 2022 second-round selection for Rickard Rakell, Mar. 21, 2022. Became a free agent, July 13, 2022.								
Backes, David	2020-21	RW - 21	21	3	4	7	10	-3
Acquired from Boston with Axel Andersson and a first-round selection in the 2020 NHL Draft for Ondrej Kase, Feb. 21, 2020. Retired from the NHL in August 2020.								
Balmochnykh, Maxim	1999-00	RW - 18	6	0	1	1	2	+2
Selected by Anaheim in the second round (45th overall) of the 1997 NHL Draft. Traded to New Jersey with Oleg Tverdokovsky and Jeff Friesen for Petr Sykora, Mike Commodore, J.F. Damphousse and Igor Pohanka, July 6, 2002.								
Banham, Frank	1996-00	RW - 39/29/25	27	9	2	11	14	-8
Signed as a free agent, Jan. 22, 1996. Became a free agent, July 1, 2000.								
Bannister, Drew	1997-98 & 2001-02	D - 5/36	28	0	6	6	47	-2
Acquired from Edmonton in exchange for Bobby Dollas, Jan. 9, 1998. Traded to Tampa Bay in exchange for a fifth-round selection in the 2000 NHL Draft, Dec. 10, 1998. Signed as a free agent, July 27, 2001. Became a free agent, July 1, 2002.								
Baumgartner, Ken	1996-97	LW/D - 24/22	79	0	12	12	223	0
Acquired from Toronto in exchange for Winnipeg's fourth-round selection (Kim Staal), Mar. 20, 1996. Became a free agent, July 1, 1997.								
Bawa, Robin	1993-94	RW - 26	12	0	1	1	7	-3
Acquired in the 1993 NHL Expansion Draft from San Jose. Became a free agent, July 1, 1994.								
Beauchemin, Francois	2005-09, 11-15 & 17-18	D - 23/24	592	56	140	196	360	+59
Acquired from Columbus with Tyler Wright in exchange for Sergei Fedorov and a fifth-round selection in the 2006 NHL Draft, Nov. 15, 2005. Became a free agent, July 1, 2009. Reacquired from Toronto in exchange for Joffrey Lupul, Jake Gardiner and a conditional fourth-round selection in the 2013 NHL Draft, Feb. 9, 2011. Became a free agent, July 1, 2015. Signed as a free agent, Aug. 21, 2017. Retired on April 19, 2018.								
Beaulieu, Nathan	2022-23	D - 28	52	0	4	4	39	-23
Signed as a free agent, Oct. 1, 2022. Became a free agent, July 1, 2023.								
Beleskey, Matt	2008-15	LW - 39/64	329	57	55	112	302	+1
Selected by Anaheim in the fourth round (112th overall) of the 2006 NHL Draft. Re-entered NHL Draft. Became a free agent July 1, 2015.								
Bell, Mark	2011-12	LW - 18	5	0	0	0	5	0
Signed as a free agent, July 20, 2011. Became a free agent, July 1, 2012.								
Bellows, Brian	1996-97	LW - 23	62	15	13	28	22	-11
Acquired from Tampa Bay in exchange for a sixth-round selection in the 1997 NHL Draft, Nov. 18, 1996. Became a free agent, July 1, 1997.								
Benoit, Simon	2022-23	D - 13/86	137	4	11	15	84	-37
Signed as a free agent, March 7, 2019. Became a free agent, July 1, 2023.								
Bergeron, Marc-Andre	2007-08	D - 7	9	0	1	1	4	-2
Acquired from NY Islanders in exchange for a third-round selection in the 2008 NHL Draft, Feb. 26, 2008. Traded to Minnesota in exchange for a third-round selection in the 2008 NHL Draft, June 10, 2008.								
Bertuzzi, Todd	2007-08	LW - 4	68	14	26	40	97	+8
Signed as a free agent, July 2, 2007. Became a free agent, June 28, 2008.								
Bets, Maxim	1993-94	LW - 43	3	0	0	0	0	-3
Acquired from St. Louis with a sixth-round selection in the 1995 NHL Draft in exchange for Alexei Kasatonov on Mar. 21, 1994. Became a free agent, July 1, 1996.								
Bieksa, Kevin	2015-18	D - 2/3	211	7	30	37	245	-20
Acquired from Vancouver in exchange for a second-round selection in the 2016 NHL Draft, June 30, 2015. Became a free agent, July 1, 2018.								
Blacker, Jesse	2014-15	D - 77	1	0	0	0	0	-2
Acquired from Toronto with a conditional third-round selection and a seventh-round selection in the 2014 NHL Draft in exchange for Peter Holland and Brad Staubitz, Nov. 16, 2013. Traded to Florida with a conditional draft pick in exchange for Colby Robak, Dec. 4, 2014.								
Blake, Jason	2010-12	LW - 26/33	147	29	30	59	57	-15
Acquired from Toronto with Vesa Toskala in exchange for Jean-Sebastien Giguere, Jan. 31, 2010. Became a free agent, July 1, 2012.								
Blandisi, Joseph	2017-19	LW - 39	6	0	0	0	8	+1
Acquired from New Jersey with Adam Henrique in exchange for Sami Vatanen and a conditional draft selection, Nov. 30, 2017. Traded to Pittsburgh in exchange for Derek Grant, Jan. 17, 2019.								
Bochenski, Brandon	2007-08	RW - 12	12	2	2	4	6	+2
Acquired from Boston in exchange for Shane Hnidy and a sixth-round selection in the 2008 NHL Draft, Jan. 2, 2008. Traded to Nashville for future considerations, Feb. 26, 2008.								
Bodie, Troy	2008-11	RW - 50	57	5	3	8	87	-11
Signed as a free agent, July 22, 2008. Claimed on waivers by Carolina from Anaheim, Nov. 16, 2010. Signed as a free agent, Oct. 12, 2011. Became a free agent, July 1, 2012.								

STATISTICS OF FORMER DUCKS

Boll, Jared	2017-18	RW - 40	61	1	3	4	103	-3
Signed as a free agent, July 5, 2016. Became a free agent July 1, 2018.								
Bonino, Nick	2009-14	C - 13/63	189	33	49	82	48	+9
Acquired from San Jose with Timo Pielmeier and San Jose's 4th round choice (Andrew O'Brien) in 2012 Draft for Travis Moen and Kent Huskins, Mar. 4, 2009. Traded to Vancouver with Luca Sbisa, a first-round selection and a third round selection in 2014 NHL Draft in exchange for Ryan Kesler and a third round selection in the 2015 NHL Draft, June 27, 2014.								
Bourque, Rene	2014-15	LW - 14	30	2	6	8	12	-4
Acquired from Montreal in exchange for Bryan Allen, Nov. 20, 2014. Traded to Columbus with William Karlsson and a second round selection in the 2015 NHL Draft for James Wisniewski and a third round selection in the 2015 NHL Draft, Mar. 2, 2015.								
Boynton, Nick	2009-10	D - 4	42	1	6	7	59	+1
Signed as a free agent, July 9, 2009. Traded to Chicago for future considerations, Mar. 2, 2010.								
Brennan, Kip	2005-06	LW - 37	12	0	1	1	35	-2
Acquired from Atlanta in exchange for Mark Popovic, Aug. 25, 2005. Became a free agent, July 1, 2006.								
Brent, Tim	2006-07	C - 47	15	1	0	1	6	-5
Selected by Anaheim in the second round (37th overall) of the 2002 NHL Draft. Re-entered NHL Draft. Selected again by Anaheim in the third round (75th overall) of the 2004 NHL Draft. Traded to Pittsburgh in exchange for Stephen Dixon, July 20, 2007.								
Brewer, Eric	2014-15	D - 2	9	1	1	2	6	-6
Acquired from Tampa Bay in exchange for a third round selection in the 2015 NHL Draft, Nov. 28, 2014. Traded to Toronto with a fifth round selection in the 2016 NHL Draft for Korbinian Holzer, Mar. 2, 2015.								
Brimanis, Aris	2001-02	D - 37	5	0	0	0	9	-1
Signed as a free agent, Aug. 1, 2001. Became a free agent July 1, 2002.								
Brookbank, Sheldon	2009-12	D - 21	215	4	23	27	300	+16
Acquired from New Jersey in exchange for David McIntyre, Feb. 3, 2009. Became a free agent, July 1, 2012.								
Brown, J.T.	2017-18	RW - 71	23	1	2	3	12	-4
Claimed off waivers from Tampa Bay, Jan. 14, 2018. Became a free agent, July 1, 2018.								
Brown, Mike	2002-03	LW - 44	16	1	1	2	44	0
Claimed off waivers from Vancouver, Oct. 10, 2002. Became a free agent, July 1, 2003.								
Brown, Mike	2008-10	RW - 13	103	8	2	10	166	-1
Acquired from Vancouver in exchange for Nathan McIver, Feb. 4, 2009. Traded to Toronto in exchange for a fifth-round selection in the 2010 NHL Draft, June 26, 2010.								
Burnett, Garrett	2003-04	LW - 55	39	1	2	3	184	0
Signed as a free agent, July 25, 2003. Became a free agent, July 1, 2004.								
Butsayev, Viacheslav	1995-96	C - 15	7	1	0	1	0	-4
Signed as a free agent, Oct. 20, 1995. Became a free agent, July 1, 1996.								
Bylsma, Dan	2000-04	RW - 21	209	10	22	32	62	-11
Signed as a free agent, July 13, 2000. Became a free agent, July 1, 2004.								
Calder, Kyle	2009-10	LW - 32	14	0	2	2	8	-7
Signed as a free agent, Oct. 28, 2009. Became a free agent, July 1, 2010.								
Campbell, Jim	1995-96	RW - 21	16	2	3	5	36	0
Acquired from Montreal in exchange for Robert Dirk, Jan. 21, 1996. Became a free agent, July 1, 1996.								
Carnback, Patrik	1993-96	RW/C - 21	148	24	38	62	120	-13
Acquired from Montreal with Todd Ewen in exchange for a third-round selection in the 1994 NHL Draft, Aug. 10, 1993. Became a free agent, July 1, 1996.								
Carney, Keith	2001-06	D - 3	271	13	48	61	185	+30
Acquired from Phoenix in exchange for a second-round selection in the 2001 NHL Draft, June 19, 2001. Traded to Vancouver with Juha Alen in exchange for Brett Skinner and a second-round selection in the 2006 NHL Draft, Mar. 9, 2006.								
Carrick, Sam	2018-24	C - 39	205	25	21	46	291	-40
Acquired from Chicago with Spencer Abbott for Kenton Hegelsen and a seventh-round pick in the 2019 NHL Draft, March 1, 2017. Traded to Edmonton with Adam Henrique and Anaheim's seventh-round selection in the 2024 NHL Draft for Edmonton's first-round selection in the 2024 NHL Draft and a conditional fifth-round selection in the 2025 NHL Draft in a three-team trade also including Tampa Bay, March 6, 2024. Edmonton also received the reserve rights to goaltender Ty Taylor from Tampa Bay. Tampa Bay received a conditional fourth-round selection in the 2025 NHL Draft from Edmonton for retaining 50 percent of Henrique's remaining salary. Anaheim retained 50 percent of Carrick's salary.								
Carter, Ryan	2007-10	C/LW - 52/20	138	12	17	29	141	-3
Signed as a free agent, July 12, 2006. Trade to Carolina in exchange for Stefan Chaput and Matt Kennedy, Nov. 23, 2010.								
Chimera, Jason	2017-18	C - 20	16	1	1	2	2	-1
Acquired from NY Islanders in exchange for Chris Wagner, Feb. 26, 2018. Became a free agent July 1, 2018.								
Chipchura, Kyle	2009-11	C - 28	95	6	8	14	88	-1
Acquired from Montreal in exchange for a fourth-round selection in the 2012 NHL Draft, Dec. 2, 2009. Became a free agent, June 27, 2011.								
Chistov, Stanislav	2002-04 & 2006-07	LW - 23/24	136	14	34	48	80	-12
Selected by Anaheim in the first round (5th overall) of the 2001 NHL Draft. Traded to Boston in exchange for a third-round selection in the 2008 NHL Draft, Nov. 13, 2006.								
Chouinard, Marc	2000-03	C - 32/11	159	10	13	23	62	-12
Acquired from Winnipeg with Teemu Selanne and a fourth-round selection in the 1996 NHL Draft in exchange for Chad Kilger, Oleg Tverdokovsky and a third-round selection in the 1996 NHL Draft, Feb. 7, 1996. Became a free agent, July 1, 2003.								
Christensen, Erik	2008-10	C/LW - 26	26	2	7	9	8	-5
Acquired from Atlanta in exchange for Eric O'Dell, Mar. 4, 2009. Claimed off waivers by NY Rangers on Dec. 2, 2010.								
Clark, Mat	2011-15	D - 37/73	9	0	1	1	6	+0
Selected by Anaheim in the second round (37th overall) of the 2009 NHL Draft. Traded to Colorado for Michael Sgarbossa, Mar. 2, 2015.								
Cogliano, Andrew	2011-19	LW - 7	584	102	131	233	170	+61
Acquired from Edmonton in exchange for a second-round selection in the 2012 NHL Draft, July 12, 2011. Traded to Dallas in exchange for Devin Shore, Jan. 14, 2019.								
Cormtois, Max	2018-23	LW - 44/53	210	38	48	86	193	-35
Selected by Anaheim in the second round (50th overall) of the 2017 NHL Draft. Became a free agent, July 1, 2023.								
Corkum, Bob	1993-96	C - 20/19	168	38	44	82	69	-3
Acquired in the 1993 NHL Expansion Draft from Buffalo. Traded to Philadelphia in exchange for Chris Herperger and a seventh-round selection in the 1997 NHL Draft, Feb. 6, 1996.								

STATISTICS OF FORMER DUCKS

Cracknell, Adam	2018-19	RW - 22	2	0	0	0	0	-1
Acquired from Toronto in exchange for Steve Oleksy, Dec. 10, 2018. Became free agent, July 1, 2019.								
Cramarossa, Joseph	2016-17	LW - 74	49	4	6	10	51	+1
Selected by Anaheim in the third round (65th overall) of the 2011 NHL Draft. Claimed off waivers by Vancouver, March 1, 2017.								
Crowley, Mike	1997-01	D - 38/25	67	5	15	20	44	-26
Acquired from Philadelphia with Anatoli Semenov in exchange for Brian Wessenberg, Mar. 19, 1996. Became a free agent, July 1, 2001.								
Cullen, Matt	1997-03	C - 45/11/17	427	65	135	200	168	-39
Selected by Anaheim in the second round (35th overall) of the 1996 NHL Draft. Traded to Florida with Pavel Trmka and a fourth-round selection in the 2003 NHL Draft in exchange for Sandis Ozolinsh and Lance Ward, Jan. 30, 2003.								
Cummins, Jim	2000-02	RW - 19/15	81	5	6	11	167	-12
Signed as a free agent, July 5, 2000. Traded to the NY Islanders in exchange for Dave Roche, Jan. 14, 2002.								
Daigneault, J.J.	1997-98	D - 36	66	4	24	28	50	-5
Acquired from Pittsburgh in exchange for Garry Valk, Feb. 21, 1997. Traded to NY Islanders with Mark Janssens and Joe Sacco in exchange for Travis Green, Doug Houda and Tony Tuzzolino, Feb. 6, 1998.								
Davidsson, Johan	1998-00	C - 22	69	4	5	9	16	-9
Selected by Anaheim in the second round (28th overall) of the 1994 NHL Draft. Traded to NY Islanders with future considerations in exchange for Jorgen Jonsson, Mar. 11, 2000.								
De Leo, Chase	2018-21	C - 58 / 7	3	0	0	0	0	-1
Acquired from Winnipeg in exchange for Nic Kerdiles, June 30, 2018. Became a free agent, July 28, 2021. Signed as a free agent, July 14, 2022. Became a free agent, July 1, 2024.								
Del Zotto, Michael	2018-20	D - 2	8	0	0	0	7	-6
Acquired from Vancouver with a seventh-round selection in exchange for Luke Schenn, Jan. 17, 2019. Became a free agent, Oct. 9, 2020.								
Deslauriers, Nicolas	2019-22	LW - 20	169	17	16	33	235	-17
Acquired from Montreal for a 2020 fourth-round selection in the NHL Draft. Traded to Minnesota for a 2023 third-round selection in the NHL Draft, Mar. 19, 2022.								
Despres, Simon	2014-17	D - 24/6	49	1	9	10	30	+4
Acquired from Pittsburgh in exchange for Ben Lovejoy, Mar. 2, 2015. Placed on waivers, June 16, 2017.								
DiPenta, Joe	2005-08	D - 33	171	5	16	21	110	+12
Signed as a free agent, Aug. 11, 2005. Became a free agent, July 1, 2008.								
Dirk, Robert	1994-96	D - 5	82	2	5	7	98	+5
Acquired from Chicago in exchange for a fourth-round selection in the 1995 NHL Draft, July 12, 1994. Traded to Montreal in exchange for Jim Campbell, Jan. 21, 1996.								
Dollas, Bobby	1993-98	D - 2	305	28	61	89	213	+31
Acquired in the 1993 NHL Expansion Draft from Detroit. Traded to Edmonton in exchange for Drew Bannister, Jan. 9, 1998.								
Donato, Ted	1999-00	LW - 21	81	11	19	30	26	-3
Acquired from Ottawa with the rights to Antti-Jussi Niemi in exchange for Patrick Lalime, June 18, 1999. Became a free agent, July 1, 2000.								
Dotchin, Jake	2018-19	D - 21	20	0	1	1	39	-4
Signed as a free agent, Oct. 17, 2018. Became a free agent, July 1, 2019.								
Douris, Peter	1993-96	RW - 16	151	30	40	70	42	-4
Signed as a free agent, July 22, 1993. Became a free agent, July 1, 1996.								
Drew, Hunter	2021-22	RW - 73	2	0	0	0	0	5
Selected by Anaheim in the sixth round (178th overall) of the 2018 NHL Draft. Traded to Chicago for Josiah Slavin, Feb. 23, 2023								
Drury, Ted	1996-99	C - 13/18	232	21	26	47	225	-18
Acquired from Ottawa with the rights to Marc Moro in exchange for Shaun Van Allen and Jason York, Oct. 1, 1996. Traded to NY Islanders in exchange for Tony Hrkac and Dean Malkoc, Oct. 29, 1999.								
Drysdale, Jamie	1996-99	D - 6/34	123	8	37	46	28	-43
Selected by Anaheim in the first round (sixth overall) of the 2020 NHL Draft. Traded to Philadelphia with a second-round selection in the 2025 NHL Draft for Cutter Gauthier, January 8, 2024.								
Dvorak, Radek	2012-13	RW - 18	9	4	0	4	2	+2
Signed as a free agent, Mar. 24, 2013. Became a free agent, July 5, 2013.								
Ebbett, Andrew	2007-10	C - 48	53	8	24	32	26	+10
Signed as a free agent, May. 16, 2007. Claimed off waivers by Chicago on Oct. 17, 2009.								
Eminger, Steve	2009-10	D - 7	63	4	12	16	30	+1
Signed as a free agent, Sept. 4, 2009. Traded to NY Rangers in exchange for Aaron Voros and Ryan Hillier, July 9, 2010.								
Ettem, Emerson	2012-15 & 2016-17	LW - 65/16/26	115	15	16	31	19	+5
Selected by Anaheim in the 1st round (29th overall) of the 2010 NHL Draft. Traded to NY Rangers with a second-round selection in the 2015 NHL Draft in exchange for Carl Hagelin, a second round and a sixth round selection in the 2015 NHL Draft, June 27, 2015. Claimed off waivers from Vancouver, Oct. 10, 2013. Became a free agent, July 1, 2017.								
Ewen, Todd	1993-96	RW - 36	153	13	12	25	650	-14
Acquired from Montreal with Patrik Carnback in exchange for a third-round selection in the 1994 NHL Draft, Aug. 10, 1993. Became a free agent, July 1, 1996.								
Fedorov, Sergei	2003-05	C - 91	85	31	35	66	44	-6
Signed as a free agent, July 19, 2003. Traded to Columbus with a fifth-round selection in the 2006 NHL Draft in exchange for Tyler Wright and Francois Beauchemin, Nov. 16, 2005.								
Fedoruk, Todd	2005-06	LW - 29	86	4	22	26	210	+8
Acquired from Philadelphia in exchange for a second-round selection in the 2005 NHL Draft, July 29, 2005. Traded to Philadelphia in exchange for a fourth-round selection in the 2007 NHL Draft, Nov. 13, 2006.								
Fedotov, Anatoli	1993-94	D - 34	3	0	0	0	0	-1
Selected by Anaheim in the 10th round (238th overall) of the 1993 NHL Draft. Retired in September, 1994.								
Ferguson, Scott	1998-99	D - 21	2	0	1	1	0	0
Signed as a free agent, July 22, 1998. Became a free agent, July 1, 2000.								
Ferner, Mark	1993-95	D - 3	64	3	6	9	36	-20
Acquired in the 1993 NHL Expansion Draft from Ottawa. Traded to Detroit with Stu Grimson in exchange for Mike Sillinger and Jason York on Apr. 4, 1995.								
Festerling, Brett	2008-11	D - 53	83	0	8	8	33	+4
Signed as a free agent, Sept. 14, 2005. Traded to Montreal with a fifth-round selection in the 2012 NHL Draft in exchange for Maxim Lapierre, Dec. 31, 2010.								

STATISTICS OF FORMER DUCKS

Fiore, Giovanni	2017-18	LW - 90	1	0	0	0	0	-1
Signed as a free agent, Apr. 18, 2017. Traded to Arizona in exchange for Trevor Murphy, Dec. 28, 2018.								
Fistic, Mark	2013-15	D - 28	43	1	4	5	32	+6
Signed as a free agent, Aug. 20, 2013. Released from contract, June 28, 2015.								
Fleischmann, Tomas	2014-15	LW - 14	14	1	5	6	4	+0
Acquired from Florida in exchange for Dany Heatley and a third round selection in the 2015 NHL Draft, Feb. 28, 2015. Became a free agent, July 1, 2015.								
Fleury, Haydn	2020-21	D - 51	12					
Acquired from Carolina in exchange for Jani Hakanpaa and a sixth-round selection in the 2022 NHL Draft, Apr. 12, 2021. Selected in the Expansion Draft by Seattle, July 23, 2021.								
Foster, Kurtis	2011-12	D - 6	9	1	1	2	8	-5
Acquired from Edmonton in exchange for Andy Sutton, July 1, 2011. Traded to New Jersey with Timo Pielmeier in exchange for Rod Pelley, Mark Fraser and a seventh-round draft selection in the 2012 NHL Draft, Dec. 12, 2012.								
Friberg, Max	2014-16	RW - 43	6	0	0	0	2	-1
Selected by Anaheim in the fifth round (143rd overall) of the 2011 NHL Draft. Became a free agent, July 1, 2016.								
Friesen, Jeff	2000-02 & 2005-06	LW - 11/12	114	20	39	59	62	-7
Acquired from San Jose with Steve Shields and future considerations in exchange for Teemu Selanne, Mar. 5, 2001. Traded to New Jersey with Oleg Tverdoksy and Maxim Balmochnykh for Petr Sykora, Mike Commodore, J.F. Dampousse and Igor Pohanka, July 6, 2002. Acquired from Washington in exchange for a second-round selection in the 2006 NHL Draft, Mar. 9, 2006. Became a free agent, July 1, 2006.								
Garbutt, Ryan	2015-17	LW - 28/16	64	7	4	11	41	-7
Acquired from Chicago in exchange for Jiri Sekac, Jan. 21, 2016. Signed with HK Sochi of the KHL, May 3, 2017.								
Gavey, Aaron	2005-06	C - 40	5	0	0	0	2	0
Signed as a free agent, Sept. 12, 2005. Became a free agent, July 1, 2006.								
Gawdin, Glenn	2022-24	C - 42	4	0	0	0	2	-2
Signed as a free agent, July 14, 2022. Became a free agent, July 1, 2024.								
Getzlaf, Ryan	2005-22	C - 15/51	1,157	282	737	1,019	960	+102
Selected by Anaheim in the first round (19th overall) of the 2003 NHL Draft. Retired from the NHL, Apr. 29, 2022.								
Gibbons, Brian	2018-19	LW - 23	44	2	3	5	16	-8
Signed as a free agent, July 2, 2018. Traded to Ottawa in exchange for Patrick Sieloff, Feb. 25, 2019.								
Gillies, Trevor	2005-06	LW - 42	1	0	0	0	21	0
Acquired from NY Rangers with fourth round pick in 2007 Draft for Steve Rucchin, Aug. 23, 2005. Became a free agent, July 1, 2007.								
Glencross, Curtis	2006-07	C - 46	2	1	0	1	2	-1
Signed as a free agent, Mar. 25, 2004. Traded to Columbus with Zenon Konopka and a conditional seventh-round selection in 2007 or 2008 in exchange for Joe Motzko, Mark Hartigan and a fourth-round selection in the 2007 NHL Draft, Jan. 26, 2007.								
Gordon, Andrew	2011-12	RW - 41	37	2	3	5	6	-10
Signed as a free agent, July 2, 2011. Traded to Vancouver in exchange for Sebastian Erixon, Feb. 27, 2012.								
Grant, Alex	2013-14	D - 51	2	2	0	2	2	+3
Acquired from Pittsburgh in exchange for Harry Zolnierczyk, June 24, 2013. Traded to Ottawa in exchange for Andre Pettersson, Mar. 5, 2014.								
Grant, Derek	2017-18, 2018-20, 2020-23	C - 38	309	54	61	115	125	-31
Signed as a free agent, Oct. 9, 2020. Became a free agent, July 1, 2023.								
Green, Josh	2008-09 & 2010-11	C - 12	12	0	0	0	6	-3
Signed as a free agent, July 22, 2008. Became a free agent, July 1, 2009. Signed as a free agent, July 12, 2010. Became a free agent, July 1, 2011.								
Green, Travis	1998-99 & 2006-07	C - 39	108	19	29	48	103	-14
Acquired from NY Islanders with Doug Houda and Tony Tuzzolino in exchange for J.J. Daigneault, Mark Janssens and Joe Sacco, Feb. 6, 1998. Traded to Phoenix with a first-round selection (Scott Kelman) in the 1999 NHL Draft in exchange for Oleg Tverdoksy, June 26, 1999. Signed as a free agent, Aug. 10, 2006. Claimed off waivers by Toronto, Jan. 10, 2007.								
Grimson, Stu	1993-95 & 1998-00	LW - 32	231	5	8	13	583	-13
Acquired by Anaheim in the 1993 NHL Expansion Draft from Detroit. Traded to Detroit with Mark Ferner and a sixth-round selection in the 1996 NHL Draft in exchange for Mike Sillinger and Jason York, Apr. 4, 1995. Acquired from Carolina with Kevin Haller in exchange for David Karpa and a fourth-round selection in the 2000 NHL Draft, Aug. 11, 1998. Became a free agent, July 1, 2000.								
Gudbranson, Erik	2019-20	D - 46/6	44	4	5	9	91	0
Acquired from Pittsburgh in exchange for Andreas Martinsen and a seventh-round selection in the 2021 NHL Draft, Jan. 4, 2011. Traded to Ottawa in exchange for a fifth-round selection in the 2021 NHL Draft.								
Guenin, Nate	2011-12	D - 34	15	2	0	2	6	+6
Acquired from Columbus in exchange for Trevor Smith, Jan. 4, 2011. Became a free agent July 5, 2013.								
Guhle, Brendan	2018-22	D - 2	42	4	5	9	12	-5
Acquired from Buffalo with a 2019 first-round selection in the NHL Draft for Brandon Montour, Feb. 24, 2019. Became a free agent, July 13, 2022.								
Hagelin, Carl	2015-16	LW - 26	43	4	8	12	14	-10
Acquired from NY Rangers with a second-round selection and a fifth-round selection in the 2015 NHL Draft in exchange for Emerson Etem and a second-round selection in the 2015 NHL Draft, June 27, 2015. Traded to Pittsburgh in exchange for Adam Clendening and David Perron, Jan. 15, 2016.								
Hagg, Robert	2023-24	D - 18	5	0	0	0	4	-4
Signed as a free agent, July 4, 2023. Became a free agent, July 1, 2024.								
Hagman, Niklas	2011-12	LW - 12	63	8	11	19	12	-10
Claimed off waivers from Calgary, Nov. 14, 2011. Became a free agent July 1, 2012.								
Hakanpaa, Jani	2019-21	D - 28	47	1	1	2	33	+1
Signed as a free agent, July 3, 2019. Traded to Carolina with a sixth-round selection in the 2022 NHL Draft in exchange for Haydn Fleury, Apr. 12, 2021.								
Haller, Kevin	1998-00	D - 5	149	4	11	15	183	-9
Acquired from Carolina with Stu Grimson in exchange for David Karpa and a fourth-round selection in the 2000 NHL Draft, Aug. 11, 1998. Became a free agent July 1, 2000.								
Hankinson, Casey	2003-04	LW - 48	4	0	0	0	4	0
Signed as a free agent, June 25, 2003. Became a free agent, July 1, 2004.								
Hartigan, Mark	2007	C - 13	6	0	0	0	4	-1
Acquired from Columbus with Joe Motzko and a fourth-round selection in the 2007 NHL Draft in exchange for Curtis Glencross, Zenon Konopka and a seventh-round selection in either the 2007 or 2008 NHL Draft, Jan. 26, 2007. Became a free agent, July 1, 2007.								

STATISTICS OF FORMER DUCKS

Harrington, Scott	2022-23	D - 17	17	3	1	4	2	+1
Claimed on waivers from New Jersey, Feb. 28, 2023. Became a free agent, July 1, 2023.								
Havelid, Niclas	1999-04	D - 28	310	24	61	85	152	-42
Selected by Anaheim in the third round (83rd overall) of the 1999 NHL Draft. Traded to Atlanta in exchange for Kurtis Foster, June 26, 2004.								
Heatley, Dany	2014-15	LW - 51	6	0	0	0	0	-3
Signed as a free agent, July 9, 2014. Traded to Florida with a third-round selection in the 2015 NHL Draft in exchange for Tomas Fleischmann, Feb. 28, 2015.								
Hedican, Bret	2008-09	D - 3	51	1	5	6	36	-7
Signed as a free agent, Oct. 23, 2008. Became free agent, July 1, 2009.								
Hedstrom, Jonathan	2002-03 & 2005-06	RW - 51/17	83	13	14	27	48	+1
Acquired from Toronto in exchange for a sixth- and seventh-round selection in the 2000 NHL Draft, June 25, 2000. Retired in Aug. 2006.								
Heinen, Danton	2019-21	LW - 43	52	10	8	18	2	-14
Acquired from Boston in exchange for Nick Ritchie, Feb. 24, 2020. Became a free agent, July 28, 2021.								
Hendry, Jordan	2012-13	D - 40	2	0	0	0	0	0
Signed as a free agent, July 1, 2012. Became a free agent, July 5, 2013.								
Henrique, Adam	2017-24	C - 14	435	135	129	264	140	-5
Acquired from New Jersey with Joe Blandisi and New Jersey's third-round selection in the 2018 NHL Draft for Sami Vatan and a conditional draft pick, November 30, 2017. Traded to Edmonton with Sam Carrick and Anaheim's seventh-round selection in the 2024 NHL Draft for Edmonton's first-round selection in the 2024 NHL Draft and a conditional fifth-round selection in the 2025 NHL Draft in a three-team trade also including Tampa Bay, March 6, 2024. Edmonton also received the reserve rights to goaltender Ty Taylor from Tampa Bay. Tampa Bay received a conditional fourth-round selection in the 2025 NHL Draft from Edmonton for retaining 50 percent of Henrique's remaining salary. Anaheim retained 50 percent of Carrick's salary.								
Hicks, Alex	1995-96	LW - 32	82	12	17	29	51	+12
Signed as a free agent, Aug. 23, 1995. Traded to Pittsburgh with Fredrik Olausson in exchange for Shawn Antoski and Dmitri Mironov, Nov. 19, 1996.								
Hill, Sean	1993-94	D - 6	68	7	20	27	78	-12
Acquired in the 1993 NHL Expansion Draft from Montreal. Traded to Ottawa in exchange for a third-round selection in the 1994 NHL Draft, June 29, 1994.								
Hnidy, Shane	2007-08	D - 7	33	1	2	3	30	+2
Signed as a free agent, July 5, 2007. Traded to Boston with a sixth-round selection in the 2008 NHL Draft in exchange for Brandon Bochenski, Jan. 2, 2008.								
Holan, Milos	1995-96	D - 7	41	4	10	14	38	-8
Acquired from Philadelphia in exchange for Anatoli Semenov, Mar. 8, 1995. Retired due to illness after the 1995-96 season.								
Holland, Peter	2011-13	C - 74	29	5	2	7	8	+3
Selected by Anaheim in the first round (15th overall) of the 2009 NHL Draft. Traded to Toronto along with Brad Staubitz in exchange for Jesse Blacker, a conditional third-round pick and a seventh-round pick in the 2014 NHL Draft on Nov. 16, 2013.								
Holmqvist, Michael	2003-04	C - 18	21	2	0	2	25	-6
Selected by Anaheim in the first round (18th overall) of the 1997 NHL Draft. Traded to Chicago in exchange for Travis Moen on July 30, 2005.								
Holzer, Korbinian	2015-20	D - 5	145	4	14	18	82	-2
Acquired from Toronto in exchange for Eric Brewer and a fifth-round selection in the 2016 NHL Draft, Mar. 2, 2015. Traded to Nashville in exchange for Matt Irwin and a sixth-round selection in the 2022 NHL Draft, Feb. 24, 2020.								
Horcoff, Shawn	2015-16	C - 22	56	6	9	15	34	+1
Signed as a free agent, July 1, 2015. Became a free agent, July 1, 2016.								
Houda, Doug	1997-98	D - 6	24	1	2	3	52	-5
Acquired from NY Islanders with Travis Green and Tony Tuzzolino in exchange for J.J. Daigneault, Mark Janssens and Joe Sacco, Feb. 6, 1998. Traded to Detroit in exchange for future considerations, Oct. 8, 1998.								
Houlder, Bill	1993-94	D - 23	80	14	25	39	40	-18
Acquired in the 1993 NHL Expansion Draft from Buffalo. Traded to St. Louis in exchange for Jason Marshall, Aug. 29, 1994.								
Hrkac, Tony	1999-01	C - 15	140	17	32	49	37	-2
Acquired from NY Islanders with Dean Malkoc in exchange for Ted Drury, Oct. 29, 1999. Became a free agent, July 1, 2001.								
Huskins, Kent	2005-09	D - 40	142	6	22	28	100	+26
Signed as a free agent, Aug. 30, 2005. Traded to San Jose with Travis Moen in exchange for Nick Bonino, Timo Pielmeier and a conditional selection in the 2009 NHL Draft, Mar. 4, 2009.								
Hutton, Ben	2020-21	D - 7	34	1	4	5	11	-13
Signed as a free agent, Jan. 15, 2021. Traded to Toronto in exchange for a fifth-round selection in the 2022 NHL Draft, Apr. 12, 2021.								
Irwin, Matt	2019-20	D - 52	9	0	1	1	4	-7
Acquired from Nashville with a sixth-round selection in the 2022 NHL Draft in exchange for Korbinian Holzer, Feb. 24, 2020. Became a free agent, Oct. 9, 2020.								
Jackman, Ric	2006-07	D - 5	24	1	10	11	10	+3
Acquired from Florida for a conditional draft pick, Jan. 2, 2007. Became a free agent, July 1, 2007.								
Jackman, Tim	2013-16	RW - 18	83	8	3	11	152	-8
Acquired from Calgary in exchange for sixth-round selection in the 2014 NHL Draft, Nov. 21, 2013. Traded to Chicago with a seventh-round selection in the 2017 NHL Draft in exchange for Corey Topp, Feb. 29, 2016.								
Jacques, Jean-Francois	2011-12	LW - 19	6	0	0	0	12	+2
Signed as a free agent, July 6, 2011. Became a free agent, July 1, 2012.								
Janssens, Mark	1997-98	C - 24/18	67	4	7	11	163	-25
Acquired from Hartford in exchange for Bates Battaglia and a fourth-round selection in the 1998 NHL Draft, Mar. 18, 1997. Traded to NY Islanders with J.J. Daigneault and Joe Sacco in exchange for Travis Green, Doug Houda and Tony Tuzzolino, Feb. 6, 1998.								
Johnson, Craig	2003-04	LW - 27	39	1	2	3	14	-4
Signed as a free agent, Sept. 9, 2003. Claimed on waivers by Toronto, Jan. 9, 2004.								
Jomphe, J.F.	1995-98	C - 46	104	10	29	39	100	-1
Signed as a free agent, Sept. 27, 1993. Traded to Phoenix in exchange for Jim McKenzie, June 18, 1998.								
Jones, Max	2018-24	LW - 49	258	31	31	62	211	-44
Selected by Anaheim in the first round (24th overall) of the 2016 NHL Draft. Became a free agent, July 1, 2024.								
Jonsson, Jorgen	1999-00	C - 22	13	1	2	3	0	-2
Acquired from NY Islanders for Johan Davidsson and future considerations, Mar. 11, 2000. Signed as a free agent by Farjestad (Sweden), May 24, 2000.								
Kariya, Paul	1995-03	LW - 9	606	300	369	669	213	+52
Selected by Anaheim in the first round (fourth overall) of the 1993 NHL Draft. Became a free agent, July 1, 2003.								

STATISTICS OF FORMER DUCKS

Karlsson, William	2014-15	C - 38	18	2	1	3	2	+1
Selected by Anaheim in the second-round (53rd overall) of the 2011 NHL Draft. Traded to Columbus with Rene Bourque and a second-round selection in the 2015 NHL Draft in exchange for James Wisniewski and a third-round selection in the 2015 NHL Draft, Mar. 2, 2015.								
Karpa, David	1995-98	D - 15/17/33	245	7	43	50	788	+5
Acquired from Quebec in exchange for a conditional selection in the 1997 NHL Draft (fourth), Mar. 8, 1995. Traded to Carolina with a fourth-round selection in the 2000 NHL Draft in exchange for Stu Grimson and Kevin Haller, Aug. 11, 1998.								
Karpov, Valeri	1994-97	RW - 11	76	14	15	29	32	-7
Acquired by Anaheim in the third round (56th overall) of the 1993 NHL Draft. Became a free agent, July 1, 1997.								
Kasatonov, Alexei	1993-94	D - 7	55	4	18	22	43	-8
Acquired in the 1993 NHL Expansion Draft from New Jersey. Traded to St. Louis in exchange for Maxim Bets and a sixth-round selection in the 1995 NHL Draft, Mar. 21, 1994.								
Kase, Ondrej	2016-20	RW - 86/25	198	43	53	96	44	+10
Selected by Anaheim in the seventh round (205th overall) of the 2014 NHL Draft. Traded to Boston in exchange for David Backes, Axel Andersson and a first-round selection in the 2020 NHL Draft, Feb. 21, 2020.								
Kelly, Chris	2017-18	C - 22	12	0	2	2	2	+1
Signed as a free agent, Feb. 25, 2017. Became a free agent, July 1, 2018.								
Kerdiles, Nicolas	2016-18	LW - 58	3	0	0	0	0	+1
Selected by Anaheim in the second round (36th overall) of the 2012 NHL Draft. Traded to Winnipeg exchange for Chase De Leo, June 30, 2018.								
Kilger, Chad	1995-96	C - 8	45	5	7	12	22	-2
Selected by Anaheim in the first round (fourth overall) of the 1995 NHL Draft. Traded to Winnipeg with Oleg Tverdokvov and a third-round selection in the 1996 NHL Draft in exchange for Teemu Selanne, Marc Chouinard and a fourth-round selection in the 1996 NHL Draft, Feb. 7, 1996.								
Kirkland, Justin	2022-23	LW - 54	7	0	0	0	0	-3
Signed as a free agent, July 14, 2022. Became a free agent, July 1, 2023.								
Kindopp, Bryce	2021-22	RW - 57	1	0	0	0	0	0
Signed as a free agent, March 4, 2020. Became a free agent, July 1, 2023.								
King, Jason	2007-08	RW - 42	4	0	0	0	0	-3
Acquired from Vancouver with a conditional third-round selection in the 2009 NHL Draft in exchange for Ryan Shannon, June 23, 2007. Signed with the Adler Mannheim of the Deutsche Liga (Germany), June 2, 2008.								
King, Steven	1993-96	RW - 17/24	43	10	3	13	59	-8
Acquired in the 1993 NHL Expansion Draft from NY Rangers. Became a free agent, July 1, 1996.								
Kjellberg, Patric	2001-03	RW - 18	141	15	19	34	26	-18
Acquired from Nashville in exchange for Petr Tenkrat, Nov. 1, 2001. Became a free agent, July 1, 2003.								
Klee, Ken	2008-09	D - 2	3	0	0	0	4	+0
Acquired from Atlanta with Brad Larsen and Chad Painchaud in exchange for Mathieu Schneider, Sept. 26, 2008. Claimed off waivers by Phoenix on Oct. 28, 2008.								
Klingberg, John	2022-23	D - 3	50	8	16	24	30	-28
Signed as a free agent, July 29, 2022. Traded to Minnesota for a 2025 fourth-round selection in the NHL Draft, D Andrej Sustr and C Nikita Nesterenko.								
Kloos, Justin	2018-19	RW - x	1	0	0	0	0	0
Acquired from Minnesota in exchange for Pontus Aberg, Jan. 17, 2018. Became a free agent, Oct. 9, 2020.								
Knutsen, Espen	1997-98	C - 47/21	19	3	0	3	6	-10
Acquired from Hartford in exchange for Kevin Brown, Oct. 1, 1996. Traded to Columbus in exchange for a fourth-round selection in the 2001 NHL Draft, May 25, 2000.								
Kohn, Ladislav	1999-01	RW - 29	128	9	19	28	69	-32
Acquired from Atlanta in exchange for an eighth-round selection in the 2000 NHL Draft, Sept. 27, 1999. Traded to Atlanta for Sergei Vyshedkevich and Scott Langkow, Feb. 9, 2001.								
Koivu, Saku	2009-14	C - 11	332	64	127	191	186	+20
Signed as a free agent, July 8, 2009. Became a free agent, July 1, 2014.								
Kondratiev, Maxim	2007-08	D - 20	4	0	0	0	0	-2
Acquired from NY Rangers in exchange for Petr Sykora and a fourth-round selection in the 2007 NHL Draft, Jan. 8, 2006. Placed on waivers, Jan. 30, 2008.								
Konopka, Zenon	2005-06	C - 25	23	4	3	7	48	-4
Signed as a free agent, Sept. 1, 2004. Traded to Columbus with Curtis Glencross and a selection in either the 2007 or 2008 NHL Draft in exchange for Mark Hartigan, Joe Motzko and a fourth-round selection in the 2007 NHL Draft, Jan. 26, 2007.								
Kossila, Kalle	2016-19	LW - 83	19	2	1	3	4	-5
Signed as an undrafted free agent, June 30, 2016. Became a free agent, July 1, 2019.								
Krivokrasov, Sergei	2001-02	RW - 23	17	1	2	3	19	-1
Acquired from Minnesota in exchange for a seventh-round selection in the 2002 NHL Draft and future considerations, Nov. 1, 2001. Became a free agent July 1, 2002.								
Krog, Jason	2002-04	C - 10	147	16	27	43	28	-3
Signed as a free agent, July 17, 2002. Became a free agent, July 1, 2004.								
Krygier, Todd	1994-96	LW - 25	95	20	39	59	80	-8
Acquired from Washington in exchange for a fourth-round selection in the 1996 NHL Draft, Feb. 2, 1995. Traded to Washington in exchange for Mike Torchia, Mar. 8, 1996.								
Kulikov, Dmitry	2022-23	D - 29	61	3	12	15	30	-11
Acquired from Minnesota for future considerations, Aug. 31, 2022. Traded to Pittsburgh for LW Brock McGinn and a 2024 third-round selection in the NHL Draft.								
Kunitz, Chris	2003-05 & 2005-09	LW - 38/14	313	81	111	192	297	+60
Signed as free agent, Apr. 1, 2003. Claimed off waivers by Atlanta, Oct. 4, 2005. Claimed off waivers from Atlanta Oct. 18, 2005. Traded to Pittsburgh with Eric Tangradi in exchange for Ryan Whitney, Feb. 26, 2009.								
Kurri, Jari	1996-97	RW/C - 17	82	13	22	35	12	-13
Signed as a free agent, Aug. 14, 1996. Became a free agent, July 1, 1997.								
Kurvers, Tom	1994-95	D - 24	22	4	3	7	6	-13
Acquired from NY Islanders in exchange for Troy Loney, June 29, 1994. Became a free agent, July 1, 1995.								
Ladouceur, Randy	1993-96	D - 29	188	4	16	20	157	+14
Acquired in the 1993 NHL Expansion Draft from Hartford. Retired from the NHL after the 1995-96 season.								
Lagesson, William	2023-24	D - 37	10	0	0	0	13	-2
Claimed on waivers from Toronto, March 8, 2024. Became a free agent, July 1, 2024.								
Lambert, Denny	1994-96 & 2001-02	LW - 42/27	119	3	16	19	272	+2
Signed as a free agent, Aug. 16, 1993. Became a free agent, July 1, 1996. Acquired from Atlanta in exchange for future considerations, July 2, 2001. Became a free agent, July 1, 2002.								

STATISTICS OF FORMER DUCKS

Lapierre, Maxim	2010-11	C - 14	21	0	3	3	9	-6
Acquired from Montreal in exchange for Brett Festerling and a fifth-round selection in the 2012 NHL Draft, Dec. 31, 2010. Traded to Vancouver with MacGregor Sharp in exchange for Joel Perrault and a third-round selection in the 2012 NHL Draft, Feb. 28, 2011.								
Larsson, Jacob		D - 32/51	165	3	21	24	46	-26
Selected by Anaheim in the first round (27th overall) of the 2015 NHL Draft. Became a free agent, July 13, 2022.								
Lebeau, Stephan	1993-95	C - 47	60	14	20	34	26	+1
Acquired from Montreal in exchange for Ron Tugnutt, Feb. 20, 1994. Became a free agent, July 1, 1995.								
LeBoutillier, Peter	1996-98	RW - 52	35	2	1	3	176	-1
Selected by Anaheim in the sixth round (133rd overall) of the 1995 NHL Draft. Became a free agent, July 1, 2000.								
Leclerc, Mike	1996-04	LW - 27/12	291	54	78	132	251	-43
Selected by Anaheim in the third round (55th overall) of the 1995 NHL Draft. Traded to Phoenix in exchange for a conditional selection in the 2007 NHL Draft, Aug. 23, 2005.								
Lettieri, Vinni	2020-22	RW - 28/40	36	5	5	10	6	-11
Signed as a free agent, Oct. 10, 2020. Became a free agent, July 13, 2022.								
Liambas, Mike	2017-18	LW - 51	7	0	1	1	21	+0
Signed as a free agent, July 1, 2017. Became a free agent July 1, 2018.								
Lilja, Andreas	2010-11	D - 3	52	1	6	7	28	-15
Signed as a free agent, Oct. 11, 2010. Became a free agent July 1, 2011.								
Lilley, John	1993-96	RW - 48/27	23	3	8	11	13	+2
Signed as a free agent, Mar. 9, 1994. Became a free agent, July 1, 1996.								
Lindholm, Hampus	2013-22	D - 47	582	57	165	222	314	+748
Selected by Anaheim in the first round, (sixth overall) of the 2012 NHL Draft. Traded to Boston with Kodie Curran for Urho Vaakanainen, John Moore, 2022 first-round, 2023 second-round and 2024 second-round selections in the NHL Draft, Mar. 19, 2022.								
Lindstrom, Gustav	2023-24	D - 28	32	0	6	6	18	+12
Claimed on waivers from Montreal, Jan. 10, 2024. Became a free agent, July 1, 2024.								
Loach, Lonnie	1993-94	LW - 27	3	0	0	0	2	-2
Acquired in the 1993 NHL Expansion Draft from Los Angeles. Became a free agent, July 1, 1994.								
Lombardi, Matthew	2012-13	C - 19	7	0	0	0	4	-2
Acquired from Phoenix in exchange for Brandon McMillon, Apr. 3, 2013. Became a free agent, July 5, 2013.								
Loney, Troy	1993-94	LW - 24	62	13	6	19	88	-5
Acquired in the 1993 NHL Expansion Draft from Pittsburgh. Traded to the NY Islanders in exchange for Tom Kurvers, June 29, 1994.								
Lovejoy, Ben	2012-15	D - 6	150	6	33	39	85	+30
Acquired from Pittsburgh in exchange for a fifth-round selection in the 2014 NHL Draft, Feb. 6, 2013. Traded to Pittsburgh in exchange for Simon Despres, Mar. 2, 2015.								
Lupul, Joffrey	2003-06 & 2009-11	RW - 15/14/19	205	56	58	114	108	-20
Selected in the first round (seventh overall) in the 2002 NHL Draft, June 22, 2002. Traded to Edmonton with Ladislav Smid, a first-round selection in the 2007 NHL Draft, a conditional first-round selection and a second-round selection in the 2008 NHL Draft in exchange for Chris Pronger, July 3, 2006. Acquired from Philadelphia with Luca Sbisa, a first-round selection in the 2009 NHL Draft, a first-round selection in the 2010 NHL Draft and a conditional selection in 2010 or 2011 for Chris Pronger and Ryan Dingle, June 26, 2009. Traded to Toronto with Jake Gardiner and a conditional fourth-round selection in 2013 in exchange for Francois Beauchemin, Feb. 9, 2011.								
Lydman, Toni	2010-13	D - 32	187	3	41	44	100	+31
Signed as a free agent, July 1, 2010. Became a free agent, July 5, 2013.								
Lyubushkin, Ilya	2023-24	D - 46	55	0	4	4	51	-13
Acquired from Buffalo for future considerations, Aug. 28, 2023. Traded to Toronto for a third-round selection in the 2025 NHL Draft in a three-team trade also including Carolina. Toronto received Lyubushkin, with the Ducks retaining 50 percent of his salary. Carolina received Toronto's sixth round selection in the 2024 NHL Draft, with the Hurricanes retaining 50% of Lyubushkin's remaining salary. Toronto also received the reserve rights to forward Kirill Slepets, Feb. 29, 2024.								
Macenauer, Maxime	2011-12	C - 49	29	1	3	4	18	-4
Selected by Anaheim in the third round (63rd overall) of the 2007 NHL Draft, June 23, 2007. Traded to Winnipeg in exchange for Riley Holzapfel, Feb. 13, 2012.								
Mahura, Josh	2018-22	D - 76	79	6	14	20	22	-17
Selected by Anaheim in the third round (85th overall) of the 2016 NHL Draft. Claimed off waivers by Florida, Oct. 10, 2022.								
Mara, Paul	2010-11	D - 23	33	1	1	2	40	-1
Signed as a free agent, Sept. 16, 2010. Traded to Montreal in exchange for a fifth-round selection in the 2012 NHL Draft, Feb. 17, 2011.								
Marchant, Todd	2005-11	C - 22	421	38	74	112	230	-29
Claimed off waivers from Columbus, Nov. 21, 2005. Retired, June 29, 2011.								
Marha, Josef	1997-99	C - 10	22	7	5	12	0	0
Acquired from Colorado in exchange for Warren Rychel and a conditional selection in the 1999 NHL Draft, Mar. 24, 1998. Traded to Chicago in exchange for future considerations, Jan. 28, 1999.								
Manson, Josh	2014-22	D - 42	453	26	87	113	431	+39
Selected by Anaheim in the sixth round (160th overall) of the 2011 NHL Draft. Traded to Colorado for Drew Helleson and a 2023 second-round selection in the NHL Draft, Mar. 14, 2022.								
Maroon, Patrick	2010-16	LW - 19/62	204	26	53	79	249	-8
Acquired from Philadelphia with David Laibe in exchange for Danny Syvret and Rob Bordon, Nov. 21, 2010. Traded to Edmonton in exchange for Martin Gernat and a fourth-round selection in the 2016 NHL Draft, Feb. 29, 2016.								
Marshall, Jason	1995-01 & 2005-06	D - 23/28/6	370	8	34	42	740	-26
Acquired from St. Louis in exchange for Bill Houlder, Aug. 29, 1994. Traded to Washington in exchange for Alexei Tezikov and a fourth-round selection in the 2001 NHL Draft, Mar. 31, 2001. Signed as a free agent, Aug. 8, 2005. Became a free agent, July 1, 2006.								
Martensson, Tony	2003-04	C - 46	6	1	1	2	0	-2
Selected in the seventh round (224th overall) of the 2001 NHL Draft. Signed as a free agent by Linköping (Sweden), May 17, 2004.								
Maxwell, Ben	2011-12	C - 14	6	0	1	1	2	+1
Claimed off waivers from Winnipeg, Nov. 10, 2011. Claimed off waivers by Winnipeg, Dec. 6, 2011.								
May, Brad	2007-09	LW - 24	95	3	7	10	94	+6
Acquired from Colorado in exchange for Mike Wall, Feb. 27, 2007. Traded to Toronto in exchange for a conditional sixth-round selection in the 2010 NHL Draft, Jan. 7, 2009.								
Mayhew, Gerry	2021-22	RW - 26	15	5	1	6	8	-1
Claimed on waivers from Philadelphia, Mar. 20, 2022. Became a free agent, July 13, 2022.								
McDonald, Andy	2000-07	C - 48/11/19	391	92	167	259	162	+24
Signed as a free agent, Apr. 3, 2000. Traded to St. Louis in exchange for Doug Weight, Michel Bernier and a seventh-round selection in the 2008 NHL Draft, Dec. 14, 2007.								

STATISTICS OF FORMER DUCKS

McGinn, Jamie	2015-16	LW - 88	21	8	4	12	23	+3
Acquired from Buffalo in exchange for a third-round selection in the 2016 NHL Draft, Feb. 29, 2016. Became a free agent, July 1, 2016.								
McInnis, Marty	1998-02	RW - 16	272	57	88	145	127	-53
Acquired from Chicago in exchange for a fourth-round selection in the 2000 NHL Draft, Oct. 27, 1998. Traded to Boston in exchange for a third-round selection in the 2002 NHL Draft, Mar. 5, 2002.								
McIver, Nathan	2008-09	D - 6	18	0	1	1	36	+2
Claimed off waivers from Vancouver, Oct. 4, 2008. Traded to Vancouver in exchange for Mike Brown, Feb. 4, 2009.								
McKay, Scott	1993-94	C - 45	1	0	0	0	0	0
Signed as a free agent, Aug. 2, 1993. Became a free agent, July 1, 1995.								
McKenzie, Jim	1998-00	LW - 33	104	8	7	15	147	-23
Acquired from Phoenix in exchange for J.F. Jomphe, June 18, 1998. Claimed by Washington off NHL waivers Jan. 20, 2000.								
McMillan, Brandon	2010-13	C/LW - 64	91	11	15	26	40	-16
Selected by Anaheim in the third round (85th overall) of the 2008 NHL Draft, July 30, 2005. Traded to Phoenix in exchange for Matthew Lombardi, Apr. 3, 2013.								
McSween, Don	1994-96	D - 39/6	38	3	9	12	43	+4
Signed as a free agent on Jan. 12, 1994. Became a free agent, July 1, 1996.								
Megna, Jaycob	2016-19	D - 75/43	43	1	4	5	14	-4
Selected by Anaheim in the seventh round (210th overall) of the 2012 NHL Draft, June 23, 2012. Became a free agent, July 1, 2019.								
Megna, Jayson	2022-23	C - 7	41	2	6	8	4	-19
Claimed on waivers from Colorado, Dec. 6, 2022. Became a free agent, July 1, 2023.								
Melin, Bjorn	2006-07	RW - 43	3	1	0	1	0	-1
Acquired from NY Islanders with Ben Guite in exchange for future Dave Roche, Mar. 19, 2002. Signed with HV-71 of the Swedish Elite League, Sept. 9, 2003. Signed as a free agent, May 31, 2006. Signed with HV-71 of the Swedish Elite League, Apr. 27, 2007.								
Meyers, Ben	2023-24	C - 39	14	0	2	2	6	-2
Acquired from Colorado for a fifth-round selection in the 2024 NHL Draft March 8, 2024. Became a free agent, July 1, 2024.								
Mikkelsen, Brendan	2008-11	D - 60	67	0	5	5	38	-6
Selected by Anaheim in the second round (31st overall) of the 2005 NHL Draft, July 30, 2005. Claimed off waivers by Calgary, Oct. 19, 2010.								
Mikulchik, Oleg	1995-96	D - 44	8	0	0	0	4	-2
Signed as a free agent, July 28, 1995. Became a free agent, July 1, 1996.								
Milano, Sonny	2018-22	LW - 12/22	81	16	23	39	14	-11
Acquired from Columbus for Devin Shore, Feb. 24, 2020. Became a free agent, July 13, 2022.								
Miller, Drew	2006-09	LW - 18	53	6	9	15	23	-1
Selected by Anaheim in the sixth round (186th overall) of the 2003 NHL Draft. Traded to Tampa Bay with a third-round selection in the 2010 NHL Draft in exchange for Evgeny Artyukhin, Aug. 13, 2009.								
Miller, Kip	1999-00	C - 11	30	6	17	23	4	+1
Acquired from Pittsburgh in exchange for future considerations, Jan. 29, 2000. Became free agent on July 1, 2000.								
Mironov, Dmitri	1996-98	D - 15	128	18	64	82	192	+13
Acquired from Pittsburgh with Shawn Antoski in exchange for Alex Hicks and Fredrik Olausson, Nov. 19, 1996. Traded to Detroit in exchange for Jamie Pushor and a fourth-round selection in the 1998 NHL Draft, Mar. 24, 1998.								
Moen, Travis	2005-09	LW - 32	261	22	23	45	331	-34
Acquired from Chicago in exchange for Mikael Holmqvist, July 30, 2005. Traded to San Jose with Kent Huskins in exchange for Nick Bonino, Timo Pielmeier and a conditional selection in the 2009 NHL Draft, Mar. 4, 2009.								
Montador, Steve	2008-09	D - 5	65	4	16	20	125	+14
Signed as a free agent, July 11, 2008. Traded to Boston for Petteri Nokelainen, Mar. 4, 2009.								
Montour, Brandon	2016-19	D - 71/26	169	16	47	63	96	+11
Selected by Anaheim in the second-round (55th overall) of the 2014 NHL Draft. Traded to Buffalo in exchange for Brendan Guhle and a conditional first-round selection in the 2019 NHL Draft, Feb. 24, 2019.								
Moran, Ian	2006-07	D - 18	1	0	0	0	0	-1
Signed as a free agent, Aug. 15, 2006. Signed with Eisbaren Berlin of the German Elite League, Jan. 25, 2007.								
Moro, Marc	1997-98	D - 37	1	0	0	0	0	0
Acquired from Ottawa with Ted Drury in exchange for Shaun Van Allen and Jason York, Oct. 1, 1996. Traded to Nashville with Chris Mason in exchange for Dominic Roussel, Oct. 5, 1998.								
Morrison, Brendan	2008-09	C/LW - 7	62	10	12	22	16	0
Signed as a free agent, July 8, 2008. Claimed off waivers by Dallas, Mar. 4, 2009.								
Motzko, Joe (playoffs only)	2006-07	RW - 46	3	0	0	0	0	+2
Acquired from Columbus with Mark Hartigan and a 2007 fourth-round selection in exchange for Curtis Glencross, Zenon Konopka and a seventh-round selection in the 2007 or 2008 NHL Draft, Jan. 26, 2007. Became free agent, July 1, 2007.								
Mowers, Mark	2007	RW - 48/28	17	1	0	1	8	0
Acquired from Boston in exchange for Nathan Saunders and Brett Skinner, Sept. 24, 2007. Became a free agent, Nov. 30, 2007.								
Nazarov, Andrei	2000-01	RW - 26	16	1	0	1	29	-9
Acquired from Calgary with a second-round selection in the 2001 NHL Draft in exchange for Jordan Leopold, Sept. 26, 2000. Traded to Boston with Patrick Traverse in exchange for Samuel Pahlsson, Nov. 18, 2000.								
Nieckar, Barry	1996-98	LW - 42	3	0	0	0	7	0
Signed as a free agent, Oct. 2, 1996. Became a free agent, July 1, 1998.								
Niedermayer, Rob	2003-09	LW/RW - 44	382	56	68	124	311	-32
Acquired from Calgary in exchange for Jean-Francois Damphousse and Mike Commodore, Mar. 11, 2003. Became free agent on July 1, 2009.								
Niedermayer, Scott	2005-10	D - 27	371	60	204	264	306	-5
Signed as a free agent, Aug. 4, 2005. Announced his retirement, June 22, 2010.								
Nielsen, Jeff	1997-00	RW - 19	191	17	19	36	64	-9
Signed as a free agent, Aug. 11, 1997. Selected by Minnesota in the 2000 NHL Expansion Draft, June 23, 2000.								
Niemi, Antti-Jussi	2000-02	D - 4/40	29	1	1	2	22	-7
Acquired from Ottawa with Ted Donato in exchange for Patrick Lalime, June 18, 1999. Signed as a free agent by Jokerit Helsinki (Finland), Aug. 13, 2002.								
Nikulin, Igor (playoff only)	1996-97	RW - 21	1	0	0	0	0	0
Selected by Anaheim in the fifth round (107th overall) of the 1995 NHL Draft. Became a free agent, July 1, 1999.								

STATISTICS OF FORMER DUCKS

Noesen, Stefan	2014-17	RW - 64	14	2	0	2	2	+2
Acquired from Ottawa with Jakob Silfverberg and a first round selection in the 2014 NHL Draft in exchange for Bobby Ryan, July 5, 2013. Claimed off waivers by New Jersey, Jan. 25, 2017.								
Nokelainen, Petteri	2008-10	C/RW - 17	67	8	9	17	27	-4
Acquired from Boston in exchange for Steve Montador, Mar. 4, 2009. Traded to Phoenix in exchange for a sixth-round selection in the 2010 NHL Draft, Mar. 3, 2010.								
Norris, Dwayne	1995-96	RW - 28	3	0	1	1	2	0
Signed as a free agent, Nov. 3, 1995. Became a free agent, July 1, 1996.								
Oates, Adam	2002-03	C - 77	67	9	36	45	16	-1
Signed as a free agent, July 1, 2002. Became a free agent, July 1, 2003.								
O'Brien, Shane	2006-07	D - 37	62	2	12	14	140	+5
Selected by Anaheim in the eighth round (250th overall) of the 2003 NHL Draft. Traded to Tampa Bay with a 3rd round selection in the 2007 NHL Draft in exchange for Gerald Coleman and a first round selection in the 2007 NHL Draft, Feb. 24, 2007.								
O'Connor, Myles	1993-94	D - 44	5	0	1	1	6	0
Signed as a free agent, July 22, 1993. Became a free agent, July 1, 1995.								
O'Donnell, Sean	2006-08	D - 21	182	5	24	29	202	+21
Acquired from Phoenix in exchange for Joel Perrault, Mar. 9, 2006. Traded to Los Angeles in exchange for a conditional draft pick, Sept. 30, 2008.								
O'Regan, Danny	2021-22	RW - 55	5	0	1	1	0	-1
Signed as a free agent, July 29, 2021. Traded to Detroit for Michael Del Zotto, Dec. 19, 2022.								
Oksiuta, Roman	1995-97	RW - 28/10	42	13	12	25	40	-10
Acquired from Vancouver in exchange for Mike Sillinger, Mar. 15, 1996. Traded to Pittsburgh in exchange for Richard Park, Mar. 18, 1997.								
Olausson, Fredrik	1995-96, 1998-00 & 2002-03	D - 2/4	244	37	90	127	112	+6
Acquired on waivers from Edmonton, Jan. 16, 1996. Traded to Pittsburgh with Alex Hicks in exchange for Shawn Antoski and Dmitri Mironov, Nov. 19, 1996. Signed as a free agent, Aug. 28, 1998. Retired from the NHL, Apr. 10, 2000. Signed as a free agent, July 12, 2002. Became a free agent, July 1, 2003.								
O'Marra, Ryan	2011-12	C - 58	2	0	0	0	0	-1
Acquired from Edmonton in exchange for Bryan Rodney, Feb. 16, 2012. Became a free agent, July 1, 2012.								
O'Sullivan, Chris	2002-03	D - 37	2	0	1	1	0	0
Signed as a free agent, July 20, 2002. Became a free agent, July 1, 2003.								
Oystrick, Nathan	2009-10	D - 41	3	0	0	0	2	-1
Acquired from Atlanta with a conditional draft choice in the 2011 NHL Draft in exchange for Evgeny Artyukhin, Mar. 1, 2010. Became free agent, July 1, 2010.								
Ozolins, Sandis	2003-06	D - 8	84	13	27	40	48	-1
Acquired from Florida with Lance Ward in exchange for Pavel Trnka, Matt Cullen and a fourth-round selection in the 2003 NHL Draft, Jan. 30, 2003. Traded to NY Rangers in exchange for a third-round selection in the 2006 NHL Draft, Mar. 9, 2006.								
Pahlsson, Samuel	2000-09	C - 26	527	51	90	141	252	-40
Acquired from Boston in exchange for Patrick Traverse and Andrei Nazarov, Nov. 18, 2000. Traded to Chicago with Logan Stephenson and a conditional fourth-round selection in the 2009 NHL Draft in exchange for James Wisniewski and Petri Kontiola, Mar. 4, 2009.								
Palmieri, Kyle	2010-15	RW - 21/51	198	43	46	89	90	+11
Selected by Anaheim in the first round (26th overall) of the 2009 NHL Draft. Traded to New Jersey in exchange for a second-round selection in the 2015 NHL Draft and a third-round selection in the 2016 NHL Draft.								
Park, Richard	1997-98	C - 32	26	1	3	4	18	-3
Acquired from Pittsburgh in exchange for Roman Oksiuta, Mar. 18, 1997. Became a free agent, July 1, 1998.								
Parros, George	2006-12	RW - 16	356	15	13	28	812	+10
Acquired from Colorado in exchange for a second-round selection in the 2007 NHL Draft, Nov. 13, 2006. Became a free agent, July 1, 2012.								
Parsinen, Timo	2001-02	LW - 29	17	0	3	3	2	0
Selected by Anaheim in the fourth round (102nd overall) of the 2001 NHL Draft. Signed as a free agent by HIFK Helsinki (Finland), Apr. 25, 2002.								
Paterny, Greg	2021-22	D - 29	10	1	1	2	10	0
Signed as a free agent, July 29, 2021. Became a free agent, July 13, 2022.								
Pelley, Rod	2011-12	C - 14	45	2	1	3	9	-3
Acquired from New Jersey with Mark Fraser and a seventh-round selection in the 2012 NHL Draft in exchange for Kurtis Foster and Timo Pielmeier, Dec. 12, 2011. Became a free agent, July 1, 2012.								
Penner, Dustin	2005-07 & 2013-14	LW - 17/76	150	46	38	84	100	+23
Signed as a free agent, May 12, 2004. Signed as a free agent by Edmonton, Aug. 2, 2007. Signed as a free agent, July 16, 2013. Traded to Washington for a conditional fourth-round draft pick in the 2014 NHL Draft, Mar. 4, 2014.								
Perrault, Jacob	2021-24	RW - 64	1	0	0	0	0	-1
Selected by Anaheim in the first round (27th overall) of the 2020 NHL Draft. Traded to Montreal for Jan Mysak, March 7, 2024.								
Perrault, Mathieu	2013-14	C - 22	69	18	25	43	36	+13
Acquired from Washington in exchange for John Mitchell and a fourth-round selection in the 2014 NHL Draft, Sept. 29, 2013. Became a free agent, July 1, 2014.								
Perron, David	2015-16	LW - 57	28	8	12	20	34	+12
Acquired from Pittsburgh with Adam Clendening in exchange for Carl Hagelin, Jan. 15, 2016. Became a free agent, July 1, 2016.								
Perry, Corey	2005-19	RW - 61/10	988	372	404	776	1,110	+76
Selected by Anaheim in the first round (28th overall) of the 2003 NHL Draft. Became a free agent, July 1, 2019.								
Petterson, Marcus	2017-19	D - 65/28	49	1	9	10	23	+9
Selected by Anaheim in the second-round (38th overall) of the 2014 NHL Draft. Traded to Pittsburgh in exchange for Daniel Sprong, Dec. 3, 2018.								
Pirri, Brandon	2015-16	LW - 11	9	3	2	5	0	+0
Acquired from Florida in exchange for a sixth-round selection in the 2016 NHL Draft, Feb. 29, 2016. Became a free agent, July 1, 2016.								
Platt, Geoff	2007-08	C - 20	5	0	0	0	2	+2
Acquired from Columbus in exchange for Aaron Rome and Clay Wilson, Nov. 15, 2007. Signed as a free agent by Minsk (KHL), May 15, 2009.								
Plavsic, Adrien	1996-97	D - 25	6	0	0	0	2	-5
Signed as a free agent, Aug. 27, 1996. Became a free agent, July 1, 1997.								
Popovic, Mark	2004	D - 33	1	0	0	0	0	0
Selected by Anaheim in the second round (35th overall) of the 2001 NHL Draft. Traded to Atlanta in exchange for Kip Brennan, Aug. 25, 2005.								
Pronger, Chris	2006-09	D - 25	220	36	114	150	285	+26
Acquired from Edmonton in exchange for Joffrey Lupul, Ladislav Smid, a first-round selection in the 2007 NHL Draft, a conditional first-round selection and a second-round selection in the 2008 NHL Draft, July 3, 2006. Traded to Philadelphia with Ryan Dingle in exchange for Joffrey Lupul, Luca Sbisa, a first-round selection in the 2009 NHL								

STATISTICS OF FORMER DUCKS

Draft, a first-round selection in the 2010 NHL Draft and a conditional third-round selection in the 2010 or 2011 NHL Draft, June 26, 2009.									
Pronger, Sean	1996-98	C - 54/10	108	12	23	35	56	-3	
Signed as a free agent, Feb. 14, 1995. Traded to Pittsburgh in exchange for Patrick Lalime, Mar. 24, 1998.									
Prospal, Vaclav	2003-04	LW - 40	82	19	35	54	54	-9	
Signed as a free agent, July 17, 2003. Traded to Tampa Bay in exchange for a second-round selection in the 2005 NHL Draft, Aug. 16, 2004.									
Pushor, Jamie	1997-99	D - 4	80	1	4	5	122	-19	
Acquired from Detroit with a fourth-round selection in the 1998 NHL Draft in exchange for Dmitri Mironov, Mar. 24, 1998. Selected by Atlanta in the 1999 NHL Expansion Draft, June 25, 1999.									
Rakell, Rickard	2012-22	RW - 67	550	154	185	339	116	-23	
Selected by Anaheim in the first round (30th overall) of the 2011 NHL Draft. Traded to Pittsburgh for Zack Aston-Reese, Dominik Simon, Calle Clang and a 2022 second-round selection, Mar. 21, 2022.									
Rasmussen, Dennis	2017-18	C - 22	27	1	3	4	8	+4	
Signed as a free agent, July 7, 2017. Released by Anaheim, Feb. 13, 2018.									
Raymond, Mason	2016-17	LW - 39	4	0	0	0	0	-2	
Signed as a free agent, July 4, 2016. Placed on unconditional waivers, Nov. 2, 2016.									
Reichert, Craig	1996-97	RW - 51	3	0	0	0	0	-2	
Selected in the third round (67th overall) of the 1994 NHL Draft. Became a free agent, July 1, 1999.									
Ritchie, Nick	2015-16	LW - 37	287	43	66	109	331	+14	
Selected in the first round (10th overall) of the 2014 NHL Draft. Traded to Boston in exchange for Danton Heinen, Feb. 24, 2020.									
Robak, Colby	2014-15	D - 48	5	0	1	1	0	+3	
Acquired from Florida in exchange for Jesse Blacker a conditional selection, Dec. 4, 2014. Became a free agent, July 1, 2015.									
Robidas, Stephane	2013-14	D - 19	14	1	4	5	8	+3	
Acquired from Dallas in exchange for a conditional fourth-round selection in the 2014 NHL Draft, Mar. 4, 2014. Became a free agent, July 1, 2014.									
Robinson, Buddy	2021-22	RW - 53	32	1	5	6	19	+2	
Signed as a free agent, July 29, 2021. Became a free agent, July 13, 2022.									
Rome, Aaron	2006-07	D - 34	1	0	0	0	0	-1	
Signed as a free agent, June 7, 2004. Traded to Columbus with Clay Wilson in exchange for Geoff Platt and Bruno St. Jacques, Nov. 15, 2007.									
Ronnqvist, Jonas	2000-01	R - 22	38	0	4	4	14	-7	
Selected by Anaheim in the fourth round (98th overall) of the 2000 NHL Draft. Signed as a free agent by Lulea HF Sweden, Apr. 25, 2002.									
Rowney, Carter	2018-21	C/RW - 24	152	15	30	45	28	+3	
Signed as a free agent, July 2, 2018. Became a free agent, July 28, 2021.									
Roy, Kevin	2017-19	LW - 63	28	6	1	7	6	+2	
Selected by Anaheim in the fourth round (97th overall) of the 2012 NHL Draft. Became a free agent, July 1, 2019.									
Rucchin, Steve	1994-04	C - 15/20	616	153	279	432	140	+28	
Selected by Anaheim in the first round (second overall) of the 1994 NHL Supplemental Draft. Traded to NY Rangers in exchange for Trevor Gillies and a conditional selection in the 2007 NHL Draft, Aug. 25, 2005.									
Rutu, Jarkko	2010-11	LW - 37	23	1	1	2	38	0	
Acquired from Ottawa in exchange for a sixth-round selection in the 2011 NHL Draft, Feb. 17, 2011. Became a free agent on July 1, 2011.									
Ryan, Bobby	2007-13	LW - 9/54	378	147	142	289	251	+40	
Selected by Anaheim in the first round (second overall) of the 2005 NHL Draft. Traded to Ottawa in exchange for Jakob Silfverberg, Stefan Noesen and a first-round selection in the 2014 NHL Draft, July 5, 2013.									
Rychel, Warren	1996-98	LW - 16	133	15	13	28	416	-4	
Signed as a free agent, July 23, 1996. Traded to Colorado in exchange for Josef Marha and a conditional selection in the 1999 NHL Draft, Mar. 24, 1998.									
Sacco, David	1994-96	LW/C - 12	31	4	12	16	18	-2	
Acquired from Toronto in exchange for Terry Yake, Sept. 28, 1994. Became a free agent, July 1, 1996.									
Sacco, Joe	1993-98	RW - 14	333	62	68	130	183	-18	
Acquired in the 1993 NHL Expansion Draft from Toronto. Traded to NY Islanders with J.J. Daigneault and Mark Janssens in exchange for Travis Green, Doug Houda and Tony Tuzzolino, Feb. 6, 1998.									
Salcido, Brian	2008-09	D - 55	2	0	1	1	0	+2	
Selected by Anaheim in the fifth round (141st overall) of the 2005 NHL Draft. Signed with the HC Sparta Praha of the Czech Extraliga, July 14, 2010.									
Salei, Ruslan	1996-06	D - 5/24	594	26	79	105	735	-3	
Selected by Anaheim in the first round (ninth overall) of the 1996 NHL Draft. Became a free agent, July 1, 2006.									
Sandstrom, Tomas	1997-99	RW - 17	135	24	25	49	106	-30	
Signed as a free agent, Aug. 1, 1997. Became a free agent, July 1, 1999.									
Santorelli, Mike	2015-16	C - 25	70	9	9	18	8	-4	
Signed as a free agent, Aug. 17, 2015. Became a free agent, July 1, 2016.									
Sauer, Kurt	2002-04	D - 34	135	2	6	8	106	-31	
Signed as a free agent, June 6, 2002. Traded to Colorado with a fourth-round selection in the 2005 NHL Draft in exchange for Martin Skoula, Feb. 21, 2004.									
Sawyer, Kevin	2000-03	LW - 46/25	97	3	3	6	363	-7	
Signed as a free agent, July 13, 2000. Became a free agent, July 1, 2003.									
Sbisa, Luca	2009-14	D - 5	227	9	40	49	181	-17	
Acquired from Philadelphia with Joffrey Lupul, a first-round selection in the 2009 NHL Draft, a first-round selection in the 2010 NHL Draft and a conditional third-round selection in the 2010 or 2011 NHL Draft for Chris Pronger and Ryan Dingle, June 26, 2009. Traded to Vancouver with Nick Bonino, a first-round selection and a third-round selection in 2014 NHL Draft in exchange for Ryan Kesler and a third-round selection in the 2015 NHL Draft, June 27, 2014.									
Schastlivy, Petr	2004	LW - 27	22	2	0	2	4	-3	
Acquired from Ottawa in exchange for Todd Simpson, Feb. 4, 2004. Became a free agent, July 1, 2004.									
Schenn, Luke	2018-19	D - 2	8	0	0	0	7	-6	
Signed as a free agent, July 1, 2018. Traded to Vancouver in exchange for Michael Del Zotto and a seventh-round selection in the 2020 NHL Draft, Jan. 17, 2019.									
Schneider, Mathieu	2007-08	D - 11	65	12	27	39	50	+22	
Signed as a free agent, July 1, 2007. Traded to Atlanta in exchange for Ken Klee, Brad Larsen and Chad Painchaud, Sept. 26, 2008.									
Sekac, Jiri	2014-16	LW - 46	41	3	7	10	8	+2	
Acquired from Montreal in exchange for Devante Smith-Pelly, Feb. 24, 2015. Traded to Chicago in exchange for Ryan Garbutt, Jan. 21, 2016.									

STATISTICS OF FORMER DUCKS

Selanne, Teemu	1996-01 & 2005-14	RW - 8/13	966	457	531	988	471	+120
Acquired from Winnipeg with Marc Chouinard and a fourth-round selection in the 1996 NHL Draft for Chad Kilger, Oleg Tverdokvoly and a third round selection in 1996 NHL Draft, Feb. 7, 1996. Traded to San Jose for Jeff Friesen, Steve Shields and a second-round selection in the 2003 NHL Draft, Mar. 5, 2001. Signed as a free agent by Anaheim, Aug. 22, 2005.								
Semenov, Anatoli	1993-96	C - 19/93	76	15	32	47	26	-18
Acquired in the 1993 NHL Expansion Draft from Vancouver. Traded to Philadelphia in exchange for Milos Holan, Mar. 5, 1995. Re-acquired from Philadelphia with the rights to Mike Crowley in exchange for the rights to Brian Wiesenberg, Mar. 19, 1996. Became a free agent, July 1, 1996.								
Severson, Cam	2002-04	LW - 14/17	33	3	0	3	58	-3
Signed as a free agent, Aug. 22, 2002. Became a free agent, July 1, 2004.								
Severyn, Brent	1997-98	RW - 22	37	1	3	4	133	-3
Acquired in the 1997 NHL Waiver Draft from Colorado. Became a free agent, July 1, 1998.								
Sexton, Dan	2009-11	RW - 42	88	13	19	32	20	-9
Signed as a free agent, Apr. 7, 2009. Traded to Tampa Bay in exchange for Kyle Wilson, Mar. 11, 2013.								
Sgarbossa, Michael	2015-17	C - 77/48	10	0	2	2	0	-2
Acquired from Colorado in exchange for Mat Clark, Mar. 2, 2015. Traded to Florida in exchange for Logan Shaw, Nov. 16, 2016.								
Shannon, Ryan	2006-07	C - 38	53	2	9	11	10	-2
Signed as a free agent, Nov. 28, 2005. Traded to Vancouver in exchange for Jason King and a conditional third-round selection in the 2009 NHL Draft, June 23, 2007.								
Sharp, MacGregor	2009-10	C - 67	8	0	0	0	0	0
Signed as a free agent by Anaheim, Mar. 31, 2009. Traded to Vancouver with Maxim Lapierre for Joel Perrault and a third-round selection in the 2012 Draft, Feb. 28, 2011.								
Shaw, Logan	2016-18	RW - 48	97	5	13	18	14	+2
Acquired from Florida in exchange for Michael Sgarbossa, Nov. 16, 2016. Claimed off waivers by Montreal, Jan. 15, 2018.								
Silfverberg, Jakob	2013-24	RW - 33	772	158	196	354	252	-4
Acquired from Ottawa with Stefan Noesen and a first-round selection in the 2014 NHL Draft in exchange for Bobby Ryan, July 5, 2013. Retired from the NHL, Apr. 18, 2024.								
Simon, Dominik	2021-22	LW - 51	17	0	4	4	6	0
Acquired from Pittsburgh with Zack Aston-Reese, Calle Clang and a 2022 second-round selection for Rickard Rakell, Mar. 21, 2022. Became a free agent, July 13, 2022.								
Shattenkirk, Kevin	2020-23	D - 22	212	14	63	77	120	-37
Signed as a free agent, Oct. 9, 2020. Became a free agent, July 1, 2023.								
Sherwood, Kiefer	2018-20	D - 64	60	6	7	13	14	0
Signed as a free agent, March 19, 2018. Became a free agent, Oct. 9, 2020.								
Shore, Devin	2018-20	C - 29	73	9	13	22	14	-20
Acquired from Florida in exchange for Michael Sgarbossa, Nov. 16, 2016. Claimed off waivers by Montreal, Jan. 15, 2018.								
Sillinger, Mike	1994-96	C - 26	77	15	26	41	38	-19
Acquired from Detroit with Jason York in exchange for Stu Grimson and Mark Ferner, Apr. 4, 1995. Traded to Vancouver in exchange for Roman Oksiuta, Mar. 15, 1996.								
Simpson, Todd	2003-04	D - 2	46	4	3	7	105	-6
Acquired in the 2003 NHL Waiver Draft from Phoenix. Traded to Ottawa in exchange for Petr Sastilvly, Feb. 5, 2004.								
Skalde, Jarrod	1993-94	C - 10	20	5	4	9	10	-3
Acquired in the 1993 NHL Expansion Draft from New Jersey. Traded to Calgary in exchange for Bobby Marshall, Oct. 30, 1995.								
Skoula, Martin	2003-04	D - 14	21	2	7	9	2	+3
Acquired from Colorado in exchange for Kurt Sauer and a fourth-round selection in the 2005 NHL Draft, Feb. 21, 2004. Became a free agent, Aug. 1, 2005.								
Smirnov, Alexei	2002-03	LW - 22	52	3	3	6	20	-1
Selected by Anaheim in the first round (12th overall) of the 2000 NHL Draft. Became a free agent, Aug. 1, 2005.								
Smith-Pelly, Devante	2011-15	RW - 77/12	129	14	26	40	30	-5
Selected by Anaheim in the second round (42nd overall) of the 2010 NHL Draft. Traded to Montreal in exchange for Jiri Sekak, Feb. 24, 2015.								
Souray, Sheldon	2012-13	D - 44	44	7	10	17	52	+19
Signed as a free agent by Anaheim, July 1, 2012. Became a free agent, July 1, 2015.								
Sprong, Daniel	2018-20	RW - 11	55	15	6	21	10	-11
Acquired from Pittsburgh in exchange for Marcus Pettersson, Dec. 3, 2018. Traded to Washington in exchange for Christian Djooos, Feb. 24, 2020.								
St. Jacques, Bruno	2005-06	D - 7	1	1	0	1	0	+1
Acquired from Carolina in exchange for Craig Adams, Oct. 3, 2005. Traded to Chicago with Pierre Parenteau in exchange for Sebastian Caron, Matt Keith and Chris Durno, Dec. 28, 2006.								
Staubitz, Brad	2012-13	RW - 25	15	1	1	2	41	0
Signed as a free agent by Anaheim, July 1, 2012. Traded to Toronto with Peter Holland for Jesse Blacker, a conditional third-round draft pick and seventh-round draft pick in the 2014 NHL Draft, Nov. 16, 2014.								
Steckel, David	2012-14	C - 20	27	1	5	6	4	+2
Acquired from Toronto in exchange for Ryan Lasch and a seventh-round selection in the 2014 NHL Draft, Mar. 15, 2013. Became a free agent, July 5, 2013.								
Steel, Sam	2018-22	C - 34/23	197	24	41	65	52	-35
Selected by Anaheim in the first round (30th overall) of the 2016 NHL Draft. Became a free agent, July 13, 2022								
Stevenson, Jeremy	1995-00	LW - 40/26	56	3	6	9	134	-5
Selected by Anaheim in the 11th round (262nd overall) of the 1994 NHL Draft. Became a free agent on July 1, 2000.								
Stewart, Chris	2015-16	RW - 29	56	8	12	20	73	+2
Signed as a free agent, July 11, 2015. Became a free agent, July 1, 2016.								
Stoner, Clayton	2014-17	D - 3	133	3	14	17	163	+2
Signed as a free agent, July 1, 2014. Selected in the Expansion Draft by Vegas, June 21, 2017.								
Strand, Austin	2022-23	D - 48	5	0	0	0	2	-2
Signed as a free agent, July 14, 2022. Traded to Buffalo for Chase Priskie, March 3, 2023.								
Street, Ben	2018-19	C - 46	21	3	2	5	2	-4
Signed as a free agent, July 2, 2018. Became a free agent, July 1, 2019.								
Sustr, Andrej	2018-19 & 2021-22	D - 92/62	28	0	5	5	16	-3
Signed as a free agent, July 5, 2018. Became a free agent, July 1, 2019. Claimed on waivers from Tampa Bay, Mar. 8, 2022. Became a free agent, July 13, 2022.								
Sutherby, Brian	2007-08	C/LW - 17	62	3	4	7	76	+4
Acquired from Washington in exchange for a second-round selection in the 2009 NHL Draft, Nov. 19, 2007. Traded to Dallas in exchange for David McIntyre and a conditional sixth-round selection in the 2010 NHL Draft, Dec. 14, 2008.								

STATISTICS OF FORMER DUCKS

Sutton, Andy	2010-11	D - 25	39	0	4	4	87	+1
Signed as a free agent Aug. 2, 2010. Traded to Edmonton in exchange for Kurtis Foster, July 2, 2011.								
Sweeney, Tim	1993-95	C/LW - 8	91	17	28	45	51	0
Acquired in the 1993 NHL Expansion Draft from Boston. Released, Apr. 9, 1995.								
Sykora, Petr	2002-06	RW - 39	197	64	67	131	86	-15
Acquired from New Jersey with Mike Commodore, Jean-Francois Dampousse and Igor Pohanka in exchange for Jeff Friesen, Oleg Tverdokosky and Maxim Balmochnykh, July 6, 2002. Traded to NY Rangers with a fourth-round selection in the 2007 NHL Draft in exchange for Maxim Kondratiev, Jan. 8, 2006.								
Syvret, Danny	2010-11	D - 26	6	1	1	2	4	-3
Signed as a free agent, July 21, 2010. Traded to Philadelphia with Rob Bordon in exchange for Patrick Maroon and David Laliberte, Nov. 21, 2010.								
Tenkrat, Petr	2000-02	RW - 18	55	5	9	14	22	-17
Selected by Anaheim in the eighth round (230th overall) of the 1999 NHL Draft. Traded to Nashville in exchange for Patric Kjellberg, Nov. 1, 2001.								
Theodore, Shea	2015-17	D - 53	53	5	12	17	30	+1
Selected by Anaheim in the first round (26th overall) of the 2013 NHL Draft. Traded to Vegas in exchange for Expansion Draft considerations, June 21, 2017.								
Thomas, Steve	2002-03	RW - 32	12	10	3	13	2	+10
Acquired from Chicago in exchange for a fifth-round selection in the 2003 NHL Draft, Mar. 11, 2003. Became a free agent, July 1, 2003.								
Thompson, Nate	2014-17	C - 44	159	9	17	26	100	+3
Acquired from Tampa Bay in exchange for a fourth-round selection and a seventh round selection in the 2015 NHL Draft, June 30, 2014. Became a free agent, July 1, 2017.								
Thomson, Jim	1993-94	RW - 33	6	0	0	0	5	0
Acquired in the 1993 NHL Expansion Draft from Los Angeles. Became a free agent, July 1, 1994.								
Thornton, Shawn	2006-07	RW - 45	48	2	7	9	88	+3
Signed as a free agent, July 14, 2006. Became a free agent, July 1, 2007.								
Titov, German	2000-02	LW - 13	137	22	25	47	97	-17
Signed as a free agent, July 1, 2000.								
Todd, Kevin	1996-98	C - 12	92	13	28	41	56	-12
Claimed on waivers from Pittsburgh, Oct. 4, 1996. Became a free agent, July 1, 1998.								
Tracey, Brayden	2021-24	LW - 56	1	0	0	0	0	-1
Selected by Anaheim in the first round (29th overall) of the 2019 NHL Draft. Became a free agent, July 1, 2024.								
Traverse, Patrick	2000-01	D - 3	15	1	0	1	6	-6
Acquired from Ottawa in exchange for Joel Kwiatkowski, June 12, 2000. Traded to Boston with Andrei Nazarov in exchange for Samuel Pahlsson, Nov. 18, 2000.								
Trebil, Dan	1996-99	D - 34	56	3	4	7	25	-5
Signed as a free agent, May 23, 1996. Traded to Pittsburgh in exchange for a fifth-round selection in the 2000 Draft, Mar. 14, 2000.								
Trepanier, Pascal	1998-01	D - 27	139	8	12	20	175	-10
Acquired in the 1998 NHL Waiver Draft from Colorado. Became a free agent, July 1, 2001.								
Trnka, Pavel	1997-03	D - 7	322	11	47	58	248	-13
Selected by Anaheim in the fifth round (106th overall) of the 1994 NHL Draft. Traded to Florida with Matt Cullen and a fourth-round selection in the 2003 NHL Draft in exchange for Sandis Ozolinsh and Lance Ward, Jan. 30, 2003.								
Tropp, Corey	2016-17	RW - 41	1	0	0	0	0	-1
Acquired from Chicago in exchange for Tim Jackman and a seventh-round selection in the 2017 NHL Draft, Feb. 29, 2016. Became a free agent, July 1, 2018.								
Tsulygin, Nikolai	1996-97	D - 26	22	0	1	1	8	-5
Selected by Anaheim in the second round (30th overall) of the 1993 NHL Draft. Became a free agent, July 1, 1998.								
Tuzzolino, Tony	1997-98	RW - 36	1	0	0	0	2	-2
Acquired from NY Islanders with Doug Houda and Travis Green in exchange for J.J. Daigneault, Mark Janssens and Joe Sacco, Feb. 6, 1998. Became a free agent, July 1, 2000.								
Tverdokosky, Oleg	1994-96 & 1999-02	D - 10	324	45	125	170	142	-12
Selected by Anaheim in the first round (second overall) of the 1994 NHL Draft. Traded to Winnipeg with Chad Kilger and a third-round selection in exchange for Teemu Selanne, Marc Chouinard and a fourth-round selection, Feb. 7, 1996. Re-acquired from Phoenix in exchange for Travis Green and a first-round selection in the 1999 NHL Draft, June 26, 1999. Traded to New Jersey with Jeff Friesen and Maxim Balmochnykh in exchange for Petr Sykora, Mike Commodore, J.F. Dampousse and Igor Pohanka, July 6, 2002.								
Valicevic, Rob	2002-03	RW - 38	10	1	0	1	2	+1
Signed as a free agent, July 24, 2002. Became a free agent, July 1, 2003.								
Valk, Garry	1993-97	LW - 18	246	40	52	92	312	+10
Acquired in the 1993 NHL Waiver Draft from Vancouver. Traded to Pittsburgh in exchange for J.J. Daigneault, Feb. 21, 1997.								
Van Allen, Shaun	1993-96	C - 22	174	24	63	87	137	+9
Signed as a free agent, July 22, 1993. Traded to Ottawa with Jason York in exchange for Ted Drury and Marc Moro, Oct. 1, 1996.								
Van Impe, Darren	1994-97	D - 48/29	110	6	25	31	112	+1
Acquired from NY Islanders in exchange for a ninth-round selection in the 1995 NHL Draft, Sept. 2, 1994. Claimed on waivers by Boston, Nov. 26, 1997.								
Vatanen, Sami	2012-18	D - 45	280	33	93	126	116	+22
Selected in the fourth round (106th overall) of the 2009 NHL Draft. Traded to New Jersey with a conditional third-round draft selection in exchange for Adam Henrique, Joseph Blandisi and a 2018 third-round draft pick, Nov. 30, 2017.								
Vermette, Antoine	2016-18	C - 50	136	17	27	44	76	-12
Signed as a free agent, Aug. 15, 2016. Became a free agent, July 1, 2018.								
Vishnevski, Vitaly	1999-06	D - 6/5	416	11	37	48	403	-11
Selected in the first round (fifth overall) of the 1998 NHL Draft. Traded to Atlanta in exchange for Karl Stewart, a second-round selection in the 2007 NHL Draft and a conditional selection, Aug. 17, 2006.								
Visnovsky, Lubomir	2009-12	D - 17	165	29	79	108	75	+19
Acquired from Edmonton in exchange for Ryan Whitney and a sixth-round selection in the 2010 NHL Draft, Mar. 3, 2010. Traded to NY Islanders in exchange for a second-round selection in the 2013 NHL Draft, June 22, 2012.								
Volkov, Alexander	2020-21	LW - 92	18	4	4	8	2	-1
Acquired from Tampa Bay for Antoine Morand, Mar. 24, 2021. Placed on unconditional waivers, Oct. 25, 2021.								
Voros, Aaron	2010-11	LW - 34	12	0	0	0	43	-4
Acquired from NY Rangers with Ryan Hillier in exchange for Steve Eminger, July 9, 2010. Traded to Toronto for a conditional seventh-round selection in the 2011 NHL Draft, Feb. 15, 2011.								
Wagner, Chris	2014-15 & 2015-18	C - 62/21	133	12	12	24	62	-7
Selected in the fifth round (122nd overall) of the 2010 NHL Draft. Claimed off waivers by Colorado, Nov. 15, 2015. Reclaimed off waivers from Colorado, Feb. 25, 2016. Traded to NY Islanders in exchange for Jason Chimera, Feb. 26, 2018.								

STATISTICS OF FORMER DUCKS

Ward, Aaron	2009-10	D - 4	17	0	2	2	8	+2
Acquired from Carolina in exchange for Justin Pogge and a fourth-round selection in the 2010 or 2011 NHL Draft, Mar. 3, 2010. Became a free agent, July 1, 2010.								
Ward, Ed	1999-00	RW - 33	8	1	0	1	15	-2
Acquired from Atlanta in exchange for future considerations, Mar. 14, 2000. Traded to New Jersey for a seventh-round selection in the 2001 NHL Draft, June 12, 2000.								
Ward, Lance	2003-04	D - 4	75	0	5	5	137	-3
Acquired from Florida with Sandis Ozolins in exchange for Pavel Trnka, Matt Cullen and a fourth-round selection in the 2003 NHL Draft, Jan. 30, 2003. Became a free agent, Aug. 1, 2005.								
Weight, Doug	2007-08	C - 39	38	6	8	14	20	0
Acquired from St. Louis with Michel Bizer and a seventh-round selection in the 2008 NHL Draft in exchange for Andy McDonald, Dec. 14, 2007. Became a free agent, July 1, 2008.								
Welinski, Andy	2017-19 & 2020-21	D - 73/45	46	1		6	8	-2
Selected by Anaheim in the third round (83rd overall) of the 2011 NHL Draft. Became a free agent, July 1, 2019. Signed as a free agent, Oct. 10, 2020. Became a free agent, July 28, 2021.								
White, Colton	2022-23	D - 45	46	0	6	6	8	-17
Signed as a free agent, July 14, 2022. Became a free agent, July 1, 2024.								
Whitney, Ryan	2008-10	D - 19	82	4	34	38	60	-5
Acquired from Pittsburgh in exchange for Chris Kunitz and Eric Tangradi, Feb. 26, 2009. Traded to Edmonton along with a sixth-round selection in the 2010 NHL Draft in exchange for Lubomir Visnovsky, Mar. 3, 2010.								
Williams, David	1993-95	D - 4	77	7	17	24	68	+3
Acquired in the 1993 NHL Expansion Draft from San Jose. Became a free agent, July 1, 1995.								
Winchester, Brad	2010-11	LW - 19	19	1	1	2	28	-9
Acquired from St. Louis in exchange for a third-round selection in the 2012 NHL Draft, Feb. 28, 2011. Became a free agent July 1, 2011.								
Winnik, Daniel	2012-14	LW - 34	124	12	37	49	39	+19
Signed as a free agent, July 20, 2012. Became a free agent July 1, 2014.								
Wirtanen, Petteri	2007-08	C - 56	3	1	0	1	2	+1
Selected in the sixth round (172nd overall) of the 2006 NHL Draft. Signed with the HIFK Helsinki of the SM-Liiga (Finland), July 28, 2009.								
Wisniewski, James	2008-10 & 2014-15	D - 34/20	99	4	42	46	82	-5
Acquired from Chicago along with Petri Kontiola in exchange for Samuel Pahlsson, Logan Stephenson and a conditional third-round selection in the 2011 NHL Draft, Mar. 4, 2009. Traded to NY Islanders for a conditional third-round selection in the 2011 NHL Draft, July 30, 2010. Acquired from Columbus along with a third-round selection in the 2015 NHL Draft in exchange for Rene Bourque, William Karlsson, and a second-round selection in the 2015 NHL Draft, Mar. 2, 2015. Traded to Carolina for Andre Khudobin, June 27, 2015.								
Wren, Bob	1997-01	C - 50/37	4	0	0	0	0	-1
Signed as a free agent Oct. 23, 1996. Became a free agent, July 1, 2001.								
Wright, Tyler	2005-06	C - 28	25	2	2	4	31	+2
Acquired from Columbus with Francois Beauchemin in exchange for Sergei Fedorov and a fifth-round selection in the 2006 NHL Draft, Nov. 15, 2005. Bought out of contract in June 2006.								
Yake, Terry	1993-94	C - 25	82	21	31	52	44	+2
Acquired in the 1993 NHL Expansion Draft from Hartford. Traded to Toronto in exchange for David Sacco, Sept. 28, 1994.								
Yonkman, Nolan	2013-14	D - 40	2	0	1	1	0	-1
Signed as a free agent, July 9, 2013. Became a free agent, July 1, 2014.								
York, Jason	1995-96 & 2001-02	D - 3/33	168	8	49	57	160	-14
Acquired from Detroit with Mike Sillinger in exchange for Stu Grimson and Mark Ferner, Apr. 4, 1995. Traded to Ottawa with Shaun Van Allen in exchange for Ted Drury and Marc Moro, Oct. 1, 1996. Signed as a free agent July 3, 2001. Traded to Nashville in exchange for future considerations, Oct. 23, 2002.								
Young, Scott	1997-98	RW - 48	73	13	20	33	22	-13
Acquired from Colorado in exchange for a third-round selection in the 1998 NHL Draft, Sept. 17, 1997. Became a free agent, July 1, 1998.								
Zolnierczyk, Harry	2015-16	LW - 41	1	0	0	0	0	-1
Signed as a free agent, July 3, 2015. Became a free agent, July 1, 2016.								

GOALTENDERS

PLAYER	SEASONS	POS-NO.	GP	MIN	GA	GAA	RECORD	SV%
Andersen, Frederik	2013-16	G - 31	125	6973	271	2.33	77-26-12	.918
Selected by Anaheim in the third round (87th overall) of the 2012 NHL Draft. Traded to Toronto in exchange for a first-round selection in the 2016 NHL Draft and a second-round selection in the 2017 NHL Draft, June 20, 2016.								
Askey, Tom	1997-99	G - 35/67	7	273	12	2.64	0-1-2	.894
Selected by Anaheim in the eighth round (186th overall) of the 1993 NHL Draft. Became a free agent on July 1, 2000.								
Bernier, Jonathan	2016-17	G - 1	39	1993	83	2.50	21-7-4	.915
Acquired from Toronto in exchange for a conditional selection in the 2017 NHL Draft, July 18, 2016. Became a free agent on July 1, 2017.								
Berra, Reto	2017-18	G - 1	5	182	7	2.31	1-1-0	.926
Signed as a free agent, July 5, 2017. Became a free agent on July 1, 2018.								
Boyle, Kevin	2018-19	G - 40	5	277	10	2.17	1-3-0	.928
Signed as a free agent, Mar. 30, 2016. Became a free agent on Oct. 9, 2020.								
Bryzgalov, Ilya	2001-07 & 2014-15	G - 30/80	77	3952	173	2.63	27-27-9	.904
Selected by Anaheim in the second round (44th overall) of the 2000 NHL Draft. Placed on waivers on Nov. 16, 2007. Signed as a free agent, Dec. 9, 2014. Released Feb. 26, 2015.								
Caron, Sebastian	2006-07	G - 29	1	28	1	2.12	0-0-0	.833
Acquired from Chicago with Matt Keith and Chris Dumo in exchange for Bruno St. Jacques and Pierre Parenteau, Dec. 28, 2006. Became a free agent, July 1, 2007.								
Deslauriers, Jeff	2011-12	G - 43	4	241	11	2.74	3-1-0	.903
Signed as a free agent, July 12, 2011. Traded to Minnesota for future considerations, Apr. 3, 2013.								
Ellis, Dan	2010-12	G - 38	23	1148	48	2.51	9-8-1	.915
Acquired from Tampa Bay in exchange for Curtis McElhinney, Feb. 24, 2011. Became a free agent, July 1, 2012.								
Emery, Ray	2010-11	G - 29	10	527	20	2.28	7-2-0	.926
Signed as a free agent, Feb. 7, 2011. Became a free agent, July 1, 2011.								
Eriksson Ek, Olle	2020-23	G - 31	1	64	5	4.69	0-0-1	.872
Selected by Anaheim in the fifth round (153rd overall) of the 2017 NHL Draft. Became a free agent, July 1, 2023.								

STATISTICS OF FORMER DUCKS

Fasth, Viktor	2012-14	G - 30	30	1733	67	2.32	17-8-3	.915
Signed as a free agent, May 23, 2012. Traded to Edmonton Oilers in exchange for a fifth-round selection in the 2014 NHL Draft and third-round selection in the 2015 NHL Draft.								
Gerber, Martin	2002-04	G - 29	54	2901	103	2.13	17-23-7	.923
Selected by Anaheim in the eighth round (232nd overall) of the 2001 NHL Draft. Traded to Carolina in exchange for Tomas Malec and a third-round selection, June 18, 2004.								
Giguere, Jean-Sebastien	2000-10	G - 35	447	25646	1057	2.47	206-163-59	.914
Acquired from Calgary in exchange for a second-round selection in the 2000 NHL Draft, June 10, 2000. Traded to Toronto in exchange for Jason Blake and Vesa Toskala, Jan. 31, 2010.								
Hebert, Guy	1993-01	G - 31	441	25206	1155	2.75	173-202-52	.911
Acquired in the 1993 NHL Expansion Draft from St. Louis. Placed on waivers, Mar. 5, 2001.								
Hiller, Jonas	2007-14	G - 1	326	18378	768	2.51	162-110-32	.916
Signed as a free agent, May 25, 2007. Became a free agent, July 1, 2014.								
Johnson, Chad	2018-19	G - 1	9	320	20	3.75	0-5-0	.872
Claimed off waivers from St. Louis, Dec. 11, 2018. Became a free agent, July 1, 2019.								
Khudobin, Anton	2015-16	G - 30	9	354	16	2.69	3-3-0	.909
Acquired from Carolina in exchange for James Wisniewski, June 27, 2015. Became a free agent, July 1, 2016.								
LaBarbera, Jason	2014-15	G - 30	5	207	9	2.60	2-0-1	.909
Signed as a free agent, July 2, 2014. Became a free agent, July 1, 2015.								
McElhinney, Curtis	2009-11	G - 31	31	1517	81	3.20	11-10-3	.899
Acquired from Calgary in exchange for Vesa Toskala, Mar. 3, 2010. Traded to Tampa Bay in exchange for Dan Ellis, Feb. 24, 2011.								
Miller, Ryan	2017-21	G - 30	87	4571	219	2.87	33-27-14	.910
Signed as a free agent, July 1, 2017. Retired from the NHL, May 8, 2021.								
Naumenko, Gregg	2000-02	G - 1	2	70	7	5.99	0-1-0	.759
Signed as a free agent, Mar. 31, 1999. Became a free agent, July 1, 2002.								
O'Neill, Mike	1996-97	G - 1	1	31	3	5.76	0-0-0	.700
Signed as a free agent, July 28, 1995. Became a free agent, July 1, 1997.								
Pielmeier, Timo	2010-11	G - 30	1	40	5	7.50	0-0-0	.583
Acquired from San Jose with Nick Bonino and a conditional selection in the 2009 NHL Draft in exchange for Travis Moen and Kent Huskins, Mar. 4, 2009. Traded to New Jersey with Kurtis Foster in exchange for Rod Pelly, Mark Fraser and a seventh-round selection in the 2012 NHL Draft, Dec. 12, 2011.								
Roussel, Dominic	1998-01	G - 30	51	2525	120	2.85	12-15-9	.901
Acquired from Nashville in exchange for Chris Mason and Marc Moro, Oct. 5, 1998. Placed on waivers, Jan. 7, 2001.								
Shields, Steve	2001-02	G - 31	33	1777	79	2.67	9-20-2	.907
Acquired from San Jose with Jeff Friesen and future considerations for Teemu Selanne, Mar. 5, 2001. Traded to Boston in exchange for a third-round selection in the 2003 NHL Draft, June 25, 2002.								
Shtalenkov, Mikhail	1993-98	G - 35	122	6117	320	3.14	34-53-11	.897
Selected by Anaheim in the fifth round (108th overall) of the 1993 NHL Draft. Selected by Nashville in the 1998 NHL Expansion Draft.								
Stolarz, Anthony	2020-23	G - 41/31	56	1993	137	2.88	21-18-3	.913
Signed as a free agent, July 3, 2019. Became a free agent, July 1, 2023.								
Tarkki, Iiro	2011-12	G - 31	1	41	3	4.41	1-0-0	.700
Signed as a free agent, May 6, 2011. Became a free agent June 25, 2012.								
Tokarski, Dustin	2016-17	G - 30	1	10	0	0.00	0-0-0	1.000
Acquired from Montreal for Max Friberg, Jan. 7, 2016. Traded to Philadelphia in exchange for a future considerations, Oct. 9, 2017.								
Tugnutt, Ron	1993-94	G - 1	28	1520	76	3.00	10-15-1	.908
Acquired in the 1993 NHL Expansion Draft from Edmonton. Traded to Montreal in exchange for Stephan Lebeau, Feb. 20, 1994.								
Wall, Michael	2006-07	G - 31	4	202	10	2.97	2-2-0	.877
Signed as a free agent, Sept. 29, 2005. Traded to Colorado in exchange for Brad May, Feb. 7, 2007.								

RECORDS

ANAHEIM DUCKS INDIVIDUAL RECORDS

MOST GOALS

Career	457	Teemu Selanne, 1995-96 through 2000-01, 2005-06 through 2013-14
Season	52	Teemu Selanne, 1997-98 (right wing position)
by a Left Wing.....	50	Paul Kariya, 1995-96
by a Center.....	34	Andy McDonald, 2005-06
by a Defenseman.....	18	Lubomir Visnovsky, 2010-11
Game.....	3	58 times, most: Teemu Selanne (13 times)
by a Right Wing.....	3	Teemu Selanne (13 times); Corey Perry (9 times); Frank Vatrano (four times); Bobby Ryan (3 times); Rickard Rakell (two times); Troy Terry (two times); Marty McInnis, Oct. 23, 2000 vs LA; Jonathan Hedstrom, Jan. 9, 2006 vs. LA; Jakob Silfverberg, Mar. 14, 2016 vs. NJ; Ondrej Kase, Dec. 12, 2018 vs. DAL
by a Left Wing	3	Paul Kariya (10 times); Andrew Cogliano (Two times); Garry Valk, Mar. 22, 1996 @ STL; Vaclav Prospal, Jan. 23, 2004 vs. MIN; Chris Kunitz, Nov. 19, 2006 vs. PHX; Kyle Palmieri; Feb. 27, 2013 vs. NSH; Rickard Rakell (Two times); Nicolas Deslauriers, Mar. 10, 2020 vs. OTT
by a Center	3	Ryan Getzlaf (two times); Terry Yake, Oct. 19, 1993 @ NYR; Saku Koivu, Jan. 10, 2012 vs. DAL; Nick Bonino, Feb. 2, 2013 vs. LA; Ryan Kesler, Jan. 1, 2017 vs. PHI
by a Defenseman.....	3	Sam Steel, Mar. 26, 2019 @ VAN, Derek Grant, Nov. 16, 2019 @ STL; Isac Lundestrom, Mar. 1, 2021 vs. STL; Leo Carlsson, Nov. 10, 2023 vs. PHI; Adam Henrique, Dec. 17, 2023 @ NJD
Period.....	3	Lubomir Visnovsky, Mar. 4, 2011 vs. DAL; Hampus Lindholm, Dec. 21, 2017 @ NYI; Cam Fowler, Nov. 4, 2018 vs. CBJ
		Teemu Selanne, two times: Nov. 10, 1997 vs. SJ (first) & Feb 1, 2001 @ PHX (third); Vaclav Prospal, Jan. 23, 2004 vs. MIN (third); Andrew Cogliano, Jan. 31 @ PHX (second); Ryan Getzlaf, Nov. 8, 2013 vs. BUF (first); Rickard Rakell, Mar. 30, 2019 @ EDM (second), Nicolas Deslauriers, Mar. 10, 2020 vs. OTT (first)

MOST ASSISTS

Career	737	Ryan Getzlaf, 2005-06 through 2021-22
Season	66	Ryan Getzlaf, 2008-09 (center position)
by a Right Wing.....	60	Teemu Selanne, 1998-99
by a Left Wing.....	62	Paul Kariya, 1998-99
by a Defenseman.....	54	Scott Niedermayer, 2006-07
Game.....	5	Four times: Dmitri Mironov, Dec. 12, 1997 vs. WSH; Teemu Selanne, Nov. 19, 2006 vs. PHX; Ryan Getzlaf (Two times), Oct. 29, 2008 vs. DET & Nov. 24, 2015 vs. CGY
by a Right Wing.....	5	Teemu Selanne, Nov. 19, 2006 vs. PHX
by a Left Wing	4	Three times: Paul Kariya, Dec. 16, 1998 vs. NSH & Feb. 16, 2000 vs. CGY; Jason Blake, Mar. 31, 2010 @ COL
by a Center	5	Ryan Getzlaf (Two times), Oct. 29, 2008 vs. DET & Nov. 24, 2015 vs. CGY
by a Defenseman.....	5	Dmitri Mironov, Dec. 12, 1997 vs. WSH
Period.....	4	Paul Kariya, Dec. 16, 1998 vs. NSH (second)

MOST POINTS

Career	1,019	Ryan Getzlaf, 2005-06 through 2021-22 (282-737=1,019)
Season	109	Teemu Selanne, 1996-97 (51-58=109; right wing position)
by a Left Wing.....	108	Paul Kariya, 1995-96 (50-58=108)
by a Center	91	Ryan Getzlaf, 2008-09 (25-66=91)
by a Defenseman.....	69	Scott Niedermayer, 2006-07 (15-54=69)
Game.....	5	15 times, last: Ryan Getzlaf, Nov. 24, 2015 vs. CGY (0-5=5)
by a Right Wing.....	5	Eight times: Teemu Selanne (6 times), last: Mar. 28, 2011 vs. COL (3-2=5); Corey Perry (2 times), last: Dec. 12, 2010 vs. MIN (3-2=5)

by a Left Wing	5	Five times, last: Jason Blake, Mar. 31, 2010 @ COL (1-4=5)
		Paul Kariya (4 times), last: Dec. 8, 2002 vs. STL (2-3=5)
by a Center	5	Ryan Getzlaf (Two times), Oct. 29, 2008 vs. DET (0-5=5) & Nov. 24, 2015 vs. CGY (0-5=5)
by a Defenseman	5	Dmitri Mironov, Dec. 12, 1997 vs. WSH (0-5=5)
Period	4	Six times, last: Brandon Montour, Dec. 12, 2018 vs. DAL (1-3=4; third)

MOST POWER PLAY GOALS

Career	182	Teemu Selanne, 1995-96 through 2000-01, 2005-06 through 2013-14
Season	25	Teemu Selanne (two times), 1998-99 and 2006-07
Game	3	Two times: Paul Kariya, Mar. 29, 2001 @ SJ; Teemu Selanne, Oct. 29, 2008 vs. DET
Period	2	20 times, last: Nick Bonino, Jan. 15, 2014 vs. VAN (second period)

MOST POWER PLAY ASSISTS

Career	255	Ryan Getzlaf, 2005-06 through 2021-22
Season	33	Fredrik Olausson, 1998-99

MOST POWER PLAY POINTS

Career	410	Teemu Selanne, 1994-95 through 2000-01, 2005-06 through 2012-13 (182-228=410)
Season	54	Teemu Selanne, 1998-99 (25-29=54)

MOST SHORTHANDED GOALS

Career	16	Paul Kariya, 1994-95 through 2002-03; Andrew Cogliano, 2011-12 through 2017-18
Season	4	Corey Perry, 2010-11; Isac Lundestrom, 2021-22
Game	1	188 times, last: Isac Lundestrom, Nov. 6, 2022 vs. FLA
Period	1	198 times, last: Frank Vatrano, Apr. 18, 2024 @ VGK (third)

MOST SHORTHANDED ASSISTS

Career	9	Steve Rucchin, 1994-95 through 2003-04
Season	4	Two times: Steve Rucchin, 1997-98; Scott Niedermayer, 2008-09

MOST SHORTHANDED POINTS

Career	21	Paul Kariya (16-5=21), 1994-95 through 2002-03; Andrew Cogliano (16-5=21), 2011-12 through 2017-18
Season	6	Paul Kariya, 1995-96 (3-3=6)

MOST SHOTS

Career	2,964	Teemu Selanne, 1995-96 through 2000-01, 2005-06 through 2013-14
Season	429	Paul Kariya, 1998-99
Game	12	Three times, all by Paul Kariya, last: Mar. 10, 1999 vs. VAN
Period	9	Paul Kariya, Nov. 8, 1998 vs. DET (first)

MOST PENALTY MINUTES

Career	1,110	Corey Perry, 2005-2006 through 2018-19
Season	285	Todd Ewen, 1995-96
Game	37	Todd Ewen, Feb. 25, 1996 vs. SJ (6 penalties)
Period	30	Two times, last: Peter LeBoutillier, Mar. 13, 1998 @ DAL (3 penalties; third)

MOST GAMES PLAYED

Career	1,157	Ryan Getzlaf, 2005-2006 through 2021-22
Season	84	Joe Sacco, 1993-94 (the NHL changed from 84 to an 82-game season in 1995-96)

HIGHEST PLUS/MINUS (+/-)

Career	+120	Teemu Selanne, 1995-96 through 2000-01, 2005-06 through 2013-14
Season	+36	Paul Kariya, 1996-97
Game	+5	Several, last: Brandon Montour, Dec. 12, 2018 vs. DAL

DUCKS RECORDS

HIGHEST SHOOTING PERCENTAGE

Career (min. 100 goals).....	15.4	Teemu Selanne, 1995-96 through 2000-01, 2005-06 through 2013-14
Season (min. 10 goals).....	37.0	Steve Thomas, 2002-03

MOST GAME-WINNING GOALS

Career.....	77	Teemu Selanne, 1995-96 through 2000-01, 2005-06 through 2013-14
Season.....	11	Corey Perry, 2010-11
Month.....	4	Corey Perry, March 2011

MOST GAME-TYING GOALS

Career.....	9	Teemu Selanne, 1995-96 through 2000-01
Season.....	3	Teemu Selanne, 1997-98

MOST OVERTIME GOALS

Career.....	11	Ryan Getzlaf, 2005-06 through 2021-22
Season.....	3	Paul Kariya, 1995-96

LONGEST SCORING STREAKS

Point Streak.....	19 games	Corey Perry, Oct. 21-Dec. 1, 2009 (10-16=26)
Goal Streak.....	11 games	Teemu Selanne, Oct. 21-Nov. 10, 1997 (17-2=19)
Assist Streak.....	10 games	Two times: Corey Perry, Nov. 13-Dec. 1, 2009 (2-11=13) Ryan Getzlaf, Oct. 24-Nov. 14, 2009 (1-17=18)
Multi-Point Game Streak.....	6 games	Paul Kariya, Mar. 9-21, 1995 (6-6=12)
Multi-Goal Game Streak.....	3 games	Paul Kariya, Mar. 4-9, 2001 (6-1=7)

LONGEST HOME/ROAD SCORING STREAKS

Home Point Streak.....	17 games	Paul Kariya, Nov. 6, 1998-Jan. 1999 (8-23=31)
Road Point Streak.....	14 games	Two times, last: Andy McDonald, Jan. 6-Mar. 17, 2006 (7-14=21)
Home Goal Streak.....	8 games	Paul Kariya, Jan. 10-Feb. 23, 1997 (11-8=19)
Road Goal Streak.....	8 games	Teemu Selanne, Oct. 21-Nov. 8, 1997 (11-2=13)

DUCKS GOALTENDER RECORDS

MOST GAMES PLAYED

Career.....	477	John Gibson, 2013-14 through 2023-24
Season.....	73	Jonas Hiller, 2011-12

MOST MINUTES PLAYED

Career.....	27,241	John Gibson, 2013-14 through 2023-24
Season.....	4,253	Jonas Hiller, 2011-12

MOST STARTS

Career.....	466	John Gibson, 2013-14 through 2023-24
Season.....	73	Jonas Hiller, 2011-12

MOST WINS

Career.....	206	Jean-Sebastien Giguere, 2000-01 through 2009-10
Season.....	36	Jean-Sebastien Giguere, 2006-07

MOST LOSSES

Career.....	206	John Gibson, 2013-14 through 2023-24
Season.....	31	Two times: Guy Hebert, 1999-00; Jean-Sebastien Giguere, 2003-04

MOST TIES

Career.....	52	Guy Hebert, 1993-94 through 2000-01
Season.....	12	Guy Hebert, 1996-97

MOST SHUTOUTS

Career	32	Jean-Sebastien Giguere, 2000-01 through 2009-10
Season	8	Jean-Sebastien Giguere, 2002-03

MOST SAVES

Career	13,294	John Gibson, 2013-14 through 2023-24
Season	1,961	Guy Hebert, 1995-96
Game.....	59	John Gibson, Feb. 10, 2023 vs. PIT (53-of-59)
Period.....	28	John Gibson, Oct. 20, 2017 vs. MTL (28-of-30)
Overtime	10	Two times: Guy Hebert, Feb. 3, 2000 @ PHI (10-of-10); John Gibson, Nov. 12, 2018 vs. NSH (10-of-10)

MOST SHOTS FACED

Career	14,609	John Gibson, 2013-14 through 2023-24
Season	2,133	Guy Hebert, 1996-97
Game.....	59	John Gibson, Feb. 10, 2023 vs. PIT (53-of-59)
Period.....	30	Two times: John Gibson, Oct. 20, 2017 vs. MTL (second period, 28-of-30) and Oct. 13, 2018 @ DAL (second period, 26-of-30)
Overtime	10	Two times: Guy Hebert, Feb. 3, 2000 @ PHI (10-of-10) John Gibson, Nov. 12, 2018 vs. NSH (10-of-10)

MOST GOALS ALLOWED

Career	1,315	John Gibson, 2013-14 through 2023-24
Season	182	Jonas Hiller, 2011-12
Game.....	8	Two times: Jonathan Bernier, Dec. 4, 2016 @ CGY; Lukas Dostal, Nov. 15, 2023 @ COL
Period.....	6	John Gibson, Feb. 2, 2019 @ WPG (first)

FEWEST GOALS ALLOWED

Season (minimum 25 GP).....	52	Viktor Fasth, 2012-13 (25 games)
Game.....	0	141 times (32 by J.S. Giguere; 27 by G. Hebert; 23 by J. Gibson; 21 by J. Hiller; 6 by F. Andersen; 4 by V. Fasth; 5 by R. Miller; 4 by A. Stolarz; 3 by M. Shtalenkov; 3 by M. Gerber; 2 by J. Bernier; 2 by I. Bryzgalov; 2 by C. McElhinney; 2 by D. Roussel; 1 by K. Boyle; 1 by A. Khudobin; 1 by R. Tugnut;); *J.S. Giguere and Steve Shields combined for a shutout on Dec. 8, 2001 vs. CGY; John Gibson and Ryan Miller combined for a shutout on Feb. 19, 2018 @ VGK

LOWEST GOALS-AGAINST AVERAGE

Career (minimum 100 GP).....	2.33	Frederik Andersen, 2013-14 through 2015-16
Season (minimum 25 GP).....	2.07	John Gibson, 2015-16

HIGHEST GOALS-AGAINST AVERAGE

Career (minimum 100 GP).....	3.14	Mikhail Shtalenkov, 1993-94 through 1997-98
Season (minimum 25 GP).....	3.22	Mikhail Shtalenkov, 1997-98

HIGHEST SAVE PERCENTAGE

Career (minimum 100 GP).....	.918	Frederik Andersen, 2013-14 through 2015-16
Season (minimum 25 GP).....	.928	Ryan Miller, 2017-18 (28 games)

MOST PENALTY MINUTES

Career	78	Jean-Sebastien Giguere, 2000-01 through 2009-10
Season	28	Jean-Sebastien Giguere, 2001-02
Game.....	16	Jean-Sebastien Giguere, Jan. 25, 2006 vs. EDM

MOST ASSISTS

Career	8	Jonas Hiller, 2007-08 through 2013-14
--------------	---	---------------------------------------

DUCKS RECORDS

Season	3	Frederik Andersen, 2014-15
Game.....	2	Ilya Brygalov, Feb. 18, 2006 vs. SJ

GOALTENDING STREAKS

Most consecutive games played.....	32	Jonas Hiller, Jan. 12-Mar. 18, 2012 (17-10-5)
Most consecutive starts	32	Jonas Hiller, Jan. 12-Mar. 18, 2012 (17-10-5)
Most consecutive shutouts.....	3	Jean-Sebastien Giguere, Dec. 8, 2002 vs. NSH, Dec. 11, 2002 vs. WSH, Dec. 15, 2002 vs. PIT
Longest winning streak.....	14 games	Jonas Hiller, Dec. 9, 2013-Jan. 12, 2014 (14-0-0)
Longest unbeaten streak.....	14 games	Jonas Hiller, Dec. 9, 2013-Jan. 12, 2014 (14-0-0)
Longest losing streak.....	10 games	John Gibson, Dec. 20, 2018-Jan. 15, 2019 (0-6-4)
Longest winless streak.....	13 games	Guy Hebert, Dec. 20, 2000-Feb. 9, 2001 (0-11-2*) *2 Ties
Longest shutout sequence.....	237:07	Jean-Sebastien Giguere, Dec. 6-18, 2002 (spanning 5 games)

DUCKS ROOKIE RECORDS

MOST GOALS

Season	31	Bobby Ryan, 2008-09
Game.....	3	Three times: Bobby Ryan, Jan. 8, 2009 @ LA; Sam Steel, Mar. 26, 2019 @ VAN; Leo Carlsson, Nov. 10, 2023 vs. PHI

MOST ASSISTS

Season	38	Trevor Zegras, 2021-22
Game.....	4	Ryan Getzlaf, Mar. 24, 2006 vs. NSH (0-4=4)

MOST POINTS

Season	61	Trevor Zegras, 2021-22 (23-38=61)
Game.....	4	Three times: Stanislav Chistov, Oct. 10, 2002 @ STL (1-3=4); Ryan Getzlaf, Mar. 24, 2006 vs. NSH (0-4=4); Rickard Rakell, Jan. 11, 2015 vs. WPG (2-2=4)

MOST POWER PLAY GOALS

Season	12	Bobby Ryan, 2008-09
Game.....	2	Five times: Paul Kariya, Mar. 9, 1995 vs. DET; Dustin Penner, Nov. 30, 2005 vs. PHX; Trevor Zegras, Nov. 14, 2021 vs. VAN; Trevor Zegras, Mar. 1, 2022 vs. BOS; Leo Carlsson, Nov. 10, 2023 vs. PHI

MOST SHORTHANDED GOALS

Season	2	Brandon McMillan, 2010-11
Game.....	1	Eight times: last; Sam Steel, Apr. 5, 2019 vs. LA

MOST SHOTS

Season	204	Dustin Penner, 2006-07
Game.....	9	Dan Sexton, Dec. 8, 2009 vs. DAL

MOST PENALTY MINUTES

Season	121	Peter LeBoutillier, 1996-97
Game.....	30	Two times: Peter LeBoutillier, Feb. 20, 1997 @ LA & Mar. 13, 1998 @ DAL

MOST GAMES PLAYED

Season	82	Dustin Penner, 2006-07
--------------	----	------------------------

HIGHEST PLUS/MINUS (+/-)

Season (minimum 45 GP)	+29	Hampus Lindholm, 2013-14
Game.....	+5	Sami Vatanen, Oct. 13, 2013 vs. NYR

HIGHEST SHOOTING PERCENTAGE

Season (minimum 39 GP)	17.8	Bobby Ryan, 2008-09
------------------------------	------	---------------------

Game.....100.0 Several times

MOST GAME-WINNING GOALS

Season5 Dustin Penner, 2006-07; Trevor Zegras, 2021-22

MOST GAME-TYING GOALS

Season2 Frank Banham, 1997-98

LONGEST ROOKIE SCORING STREAKS

Point Streak.....8 games Paul Kariya (6-9=15), Mar. 7-23, 1995

Goal Streak5 games Bobby Ryan (5-1=6), Jan. 17-28, 2009

Assist Streak.....7 games Francois Beauchemin (0-8=8), Jan. 26-Feb. 8, 2006

MOST GOALS (defensemen)

Season10 Cam Fowler, 2010-11

MOST ASSISTS (defensemen)

Season30 Cam Fowler, 2010-11

MOST POINTS (defensemen)

Season40 Cam Fowler, 2010-11

MOST GAMES PLAYED (defensemen)

Season81 Jamie Drysdale, 2021-22

HIGHEST PLUS/MINUS (defensemen)

Season (minimum 45 GP)+29 Hampus Lindholm, 2013-14

MOST SAVES (goaltenders)

Season1,181 Lukas Dostal, 2023-24 (44 games)

Game.....55 Lukas Dostal, Jan. 3, 2024 vs. TOR (55-of-57)

MOST SHOTS FACED (goaltenders)

Season1,310 Lukas Dostal, 2023-24 (44 games)

Game.....57 Lukas Dostal, Jan. 3, 2024 vs. TOR (55-of-57)

MOST MINUTES (goaltenders)

Season2,322 Lukas Dostal, 2023-24 (44 games)

Game.....65 Several times

MOST WINS (goaltenders)

Season21 John Gibson, 2015-16 (40 games)

LOWEST GOALS-AGAINST AVERAGE (goaltenders)

Season2.07 John Gibson, 2015-16 (40 games)

DUCKS TEAM HIGHS

MOST GOALS

Season263 2013-14 (3.21 per-game avg., not including goals awarded for shootout wins)

Game.....9 Jan. 15, 2014 vs. VAN

First Period.....5 Oct. 29, 1995 vs. CGY

Second Period.....6 Mar. 14, 2014 @ COL

Third Period.....5 Two times: Jan. 23, 2004 vs. MIN; Feb. 20, 2015 @ CGY

MOST ASSISTS

Season453 2006-07

Game.....17 Jan. 15, 2014 vs. VAN

Period.....12 Mar. 14, 2014 @ COL (second)

DUCKS RECORDS

MOST POINTS

Season	709	2013-14 (263-446=709)
Game.....	26	Jan. 15, 2014 vs. VAN (9-17=26)
Period.....	18	Mar. 14, 2014 @ COL (second; 6-12=18)

MOST SHOTS

Season	2585	2005-06 (31.5 per-game average)
Game.....	56	Oct. 13, 2013 vs. OTT
First Period.....	24	Oct. 13, 2013 vs. OTT
Second Period	25	Dec. 31, 2013 vs. SJ
Third Period	26	Jan. 1, 1994 @ FLA
Overtime	11	Jan. 11, 2004 vs. CBJ

MOST POWER PLAY GOALS

Season	89	2006-07 (89-398, 22.4%)
Game.....	6	Jan. 15, 2014 vs. VAN
Period.....	3	Five times: Dec. 16, 1998 vs. NSH (second); Oct. 18, 2006 vs. DET (second); Mar. 29, 2007 @ CBJ (third); Mar. 22, 2009 vs PHX (third); Feb. 14 @ EDM (third); Jan. 15, 2014 vs. VAN (second)

MOST POWER PLAY OPPORTUNITIES

Season	480	2005-06 (87-480, 18.1%)
Game.....	13	Apr. 17, 2006 vs. CGY (3-13)
Period.....	6	Seven times: Mar. 4, 1994 vs. EDM (1-6; third); Dec. 8, 2001 @ CGY (0-6; third); Nov. 1, 2005 vs. NSH (2-6; second); Mar. 11, 2006 @ PHX (1-6; second); Apr. 17, 2006 vs. CGY (1-6; third); Nov. 17, 2006 vs. CHI (2-6; second); Jan. 5, 2007 vs. CBJ (1-6; second)

MOST SHORTHANDED GOALS

Season	12	2023-24
Game.....	3	Dec. 20, 1996 vs. CGY
Period.....	2	Four times, last: Oct. 26, 2016 vs. NSH (second; Silfverberg and Cogliano)

MOST PENALTY MINUTES

Season	1843	1997-98 (22.5 per-game average)
Game.....	107	Dec. 8, 2001 @ CGY
Period.....	101	Dec. 8, 2001 @ CGY (third)

MOST STANDINGS POINTS

Season	116	2013-14 (54-20-8)
Month	25	Feb. 2015 (12-1-1)

MOST WINS

Season	54	2013-14 (54-20-8)
Month	12	Feb. 2015 (12-1-1)

MOST LOSSES

Season	46	1993-94 (33-46-5)
Month	59	John Gibson, Feb. 10, 2023 vs. PIT (53-of-59)

MOST TIES (2003-04 was the last season the NHL had tie games)

Season	13	Three times: 1996-97; 1997-98; 1998-99
Month	4	Four times: Mar. 1997 (7-3-4); Oct. 1997 (5-4-4); Feb. 2000 (5-3-4); Dec. 2003 (3-7-4-1)

DUCKS TEAM LOWS

(season lows reflect full 80+ game seasons; 1994-95 and 2012-13 included only 48 games due to work stoppage; 2019-20 included only 71 games and 2020-21 included only 56 games due to COVID-19 pandemic)

FEWEST GOALS

Season 175 2001-02 (2.1 per-game average)

FEWEST ASSISTS

Season 295 2001-02

FEWEST POINTS

Season 470 2001-02 (175-295=470)

FEWEST SHOTS

Season 2123 2000-01 (25.9 per-game average)
Game..... 12 Three times: Oct. 22, 1996 @ PHI; Apr. 6, 1994 @ CGY; Jan. 10, 2010 @ CHI
First Period 0 Dec. 27, 2000 @ DAL
Second Period 1 Two times, last: Dec. 23, 2022 vs. CGY; Feb. 21, 2023 @ TBL
Third Period 0 Two times: Mar. 21, 2008 @ SJ; Oct. 21, 2008 @ TOR
Overtime 0 Several times (last: Mar. 24, 2024 vs. TBL)

FEWEST POWER PLAY GOALS

Season 36 Two times: 2018-19; 2022-23

FEWEST POWER PLAY OPPORTUNITIES

Season 212 2018-19
Game..... 0 20 times, last: Mar. 10, 2023 @ CGY

FEWEST SHORTHANDED GOALS

Season 1 2022-23

FEWEST PENALTY MINUTES

Season 736 2018-19 (8.58 per-game average)
Game..... 0 10 times, last: Mar. 8, 2023 @ VAN

FEWEST WINS

Season 23 2022-23 (23-47-12)
Month (minimum 5 GP) 0 Apr. 2023 (0-5-2)

FEWEST REGULATION LOSSES

Season 20 Two times: 2006-07 (48-20-14); 2013-14 (54-20-8)
Month (minimum 5 GP) 0 Three times: Apr. 1997 (3-0-2); Oct. 2006 (9-0-3); Apr. 2017 (4-0-1)

FEWEST TIES (2003-04 was the last season the NHL had tie games)

Season 5 Two times: 1993-94 (33-46-5); 1994-95 (16-27-5)
Month 0 Several times

DUCKS MISCELLANEOUS RECORDS

Longest Winning Streak.....11 games Feb. 13-Mar. 5, 2016
 Home13 games Jan. 26-Mar. 20, 2013
 Road7 games Nov. 28-Dec. 13, 2006
Longest Regulation Loss Streak.....9 games Mar. 19-Apr. 5, 2023 (0-9-0)
 Home8 games Jan. 10-Feb. 9, 2001 (0-8-0)
 Road8 games Mar. 12-31, 2024 (0-8-0)
Longest Unbeaten Streak.....12 games Feb. 22-Mar. 19, 1997 (7-0-5)
 Home14 games Feb. 12-Apr. 9, 1997 (10-0-4)

DUCKS RECORDS

Road	7 games	Nov. 28-Dec. 13, 2006 (7-0-0)
Longest Winless Streak.....	13 games	Mar. 19-Apr. 13, 2023 (0-11-2)
Home	11 games	Jan. 5-Feb. 14, 2001 (0-8-3-0)
Road	13 games	Two times: Nov. 1-Dec. 27, 2003 (0-8-2-3); Oct. 29-Dec.22, 2011 (0-9-4)
Longest Point Streak.....	16 games	Oct. 6-Nov. 9, 2006 (12-0-1-3, 28 points)
Home	22 games	Oct. 10, 2013-Jan. 15, 2014 (20-0-2, 42 points)
Road	9 games	Feb. 28-Apr. 11, 2009 (7-0-1-1, 16 points)

CONSECUTIVE MULTIPLE-GOAL GAMES BY INDIVIDUAL PLAYERS

Most consecutive multi-goal games.....	6	Mar. 25-Apr. 4, 2009 (Ryan three times, Perry two times, Getzlaf, R. Niedermayer, Selanne)
Most consecutive multi-goal games by different players.....	5	Mar. 25-Apr. 4, 2009 (Ryan two times, Perry two times, Getzlaf, R. Niedermayer, Selanne)
Most consecutive multi goal games to start season	3	Oct. 9-13, 2014 (C. Perry, R. Getzlaf, W. Karlsson)

CONSECUTIVE POWER PLAY GOALS & ATTEMPTS

Most consecutive games scoring PP goal	11	Mar. 7-28, 1997 (14-for-39, .359)
Most consecutive games not scoring PP goal.....	12	Apr. 16-May 8, 2021 (0-for-26)
Most consecutive attempts scoring PP goal	5	Mar. 29, 2007 @ CBJ (3)-Mar. 31, 2007 @ STL (2) (spanning 2 games)
Most consecutive attempts without a PP goal.....	31	Two times, last: Mar. 3-19, 2003 (spanning 8 games)

CONSECUTIVE PENALTY KILLING & ATTEMPTS

Most consecutive games allowing PP goal.....	12	Oct. 5-30, 2005 (69-for-89, .775)
Most consecutive games not allowing PP goal	9	Feb. 17, 2017-Mar. 8, 2017 (25-for-25)
Most consecutive shorthanded stops (no goal)	35	Dec. 27, 2015-Jan. 15, 2016 (spanning 10 games)
Most consecutive opponent PP attempts scoring goal.....	4	Two times: Dec. 19, 1997 vs. PHX (4); Oct. 13, 2000 @ OTT (3) & Nov. 15, 2000 @ DET (1) (spanning 2 games)

SINGLE GAME

EARLIEST GOALS SCORED

Earliest goal scored from the start of a game.....	0:08	Paul Kariya, Mar. 9, 1997 @ COL
Earliest two goals scored from the start of a game	1:53	R. Getzlaf (0:50) & E. Artyukhin (1:53), Jan. 19, 2010 vs. BUF
Earliest three goals scored from the start of a game.....	5:23	R. Getzlaf (0:50) & E. Artyukhin (1:53) & M. Brown (5:23), Jan. 19, 2010 vs. BUF
Earliest four goals scored from the start of a game.....	10:26	R. Getzlaf (0:50) & E. Artyukhin (1:53), M. Brown (5:23), & B. Ryan (10:26), Jan. 19, 2010 vs. BUF
Earliest five goals scored from the start of a game.....	14:45	S. Van Allen (1:27), P. Kariya (8:32), P. Douris (9:22), P. Kariya (13:51) & Douris (14:45), Oct. 29, 1995 vs. CGY
Earliest goal scored from the start of a 2nd period.....	0:07	Kyle Palmieri, Dec. 12, 2014 @ EDM
Earliest goal scored from the start of a 3rd period.....	0:09	Bobby Dollas, Mar. 23, 1995 @ SJ
Earliest goal scored from the start of an overtime.....	0:10	Mike Leclerc, Feb. 12, 2003 vs. CGY

EARLIEST GOALS GIVEN UP

Earliest goal against from the start of a game.....	0:09	Trevor Linden, Jan. 16, 1994 vs. VAN
Earliest two goals against from the start of a game.....	0:57	J. Kyrou (0:20), Z. Sanford (0:57), Jan. 30, 2021 vs. STL
Earliest three goals against from the start of a game.....	2:06	J. Kyrou (0:20), Z. Sanford (0:57), J. Kyrou (2:06), Jan. 30, 2021 vs. STL
Earliest four goals against from the start of a game.....	6:32	V. Zelepkun (1:55), C. Millen (4:08), B. Guerin (4:44) & T. Chorske (6:32), Nov. 5, 1993 vs. NJ
Earliest five goals against from the start of a game.....	8:05	V. Zelepkun (1:55), C. Millen (4:08), B. Guerin (4:44), T. Chorske (6:32) & B. Guerin (8:05), Nov. 5, 1993 vs. NJ

DUCKS RECORDS

Earliest goal against from the start of a 2nd period.....	0:10
Earliest goal against from the start of a 3rd period.....	0:05
Earliest goal against from the start of an overtime.....	0:07

Kyle Okposo, Nov. 5, 2014 vs. NYI
Daymond Langkow, Apr. 11, 2006 @ CGY
Max Pacioretty, Jan. 16, 2021 @ V GK

FASTEST GOALS SCORED (shortest time span between goals)

Fastest two goals scored.....	0:08
Fastest three goals scored	0:51
Fastest four goals scored.....	3:30
Fastest five goals scored.....	8:45
Fastest six goals scored	16:03

T. Selanne (5:44) & C. Kunitz (5:52), Nov. 30, 2005 vs. PHX
A. McDonald, D. Lambert & M. Chouinard, Dec. 23, 2001 @ PHX
M. Ferner, G. Valk, B. Houlder & J. Sacco, Feb. 26, 1994 @ QUE
D. Winnik, K. Palmieri, K. Palmieri, C. Perry & B. Lovejoy, Mar. 14, 2014 @ COL
D. Winnik, K. Palmieri, K. Palmieri, C. Perry, B. Lovejoy, & M. Perreault, Mar. 14, 2014 @ COL

FASTEST OPPONENT GOALS SCORED (shortest time span between goals)

Fastest two goals against.....	0:06
Fastest three goals against.....	1:21
Fastest four goals against.....	2:55
Fastest five goals against.....	5:05
Fastest six goals against.....	14:06

Two times: D. Bodger & L. Robitaille, Apr. 15, 1999 @ LA; D. Backes & A. McDonald, Oct. 11, 2010 @ STL
A. Selivanov, R. Murray & A. Selivanov, Feb. 17, 1999 vs. EDM
A. Mogilny, J. Beranek, A. Mogilny & A. Mogilny, Dec. 22, 1995 vs. VAN
B. Shanahan, I. Laperriere, E. Tikkanen, K. Miller & E. Tikkanen, Jan. 31, 1995 @ STL
T. Brouwer, A. Chiasson, M. Stajan, S. Bennett, D. Hamilton & S. Monahan, Dec. 4, 2016 @ CGY

CONSECUTIVE GOALS

Most consecutive (unanswered) goals scored	7
Most consecutive (unanswered) goals by opponent.....	8

Two times: Dec. 20, 1996 vs. CGY (7-0 final); Oct. 30, 2009 vs. VAN (7-2)
Mar. 21, 2001 @ DAL (8-0 final)

SHOOTING PERCENTAGE

Highest shooting percentage.....	38.5%
Opponent's highest shooting percentage.....	43.8%

Feb. 21, 2009 @ CBJ (5 goals on 13 shots)
Nov. 15, 2006 vs. PHI (7 goals on 16 shots)

POWER PLAY PERCENTAGE

Highest power play percentage (min. 3 PPO).....	100%
Lowest power play percentage.....	0.0%
Opponent's highest power play percentage (min. 3 PPO).....	100%
Opponent's lowest power play percentage	0.0%

28 times (most: Jan. 19, 2013 @ VAN; Jan. 7, 2014 vs. BOS; Feb. 15, 2016 vs. CGY (3-for-3))
Several times (most chances w/o a PPG: 8, nine times)
18 times (most: Dec. 19, 1997 vs. PHX, 4-for-4)
Several times (most chances w/o a PPG: 13, Feb. 27, 1998 @ EDM)

MARGIN OF VICTORY/DEFEAT

Largest Margin of Victory.....	8
Largest Margin of Defeat.....	8

Jan. 15, 2014 vs. VAN (9-1)
Mar. 21, 2001 @ DAL (8-0)

BIGGEST DIFFERENCES IN SHOTS/GOALS WITH WINS/LOSSES

Most shots in a loss.....	54
Fewest shots in a win.....	12
Most goals in a loss.....	6
Fewest goals in a win.....	1

Mar. 27, 2009 vs. EDM (lost 5-3)
Two times: Jan. 10, 2010 @ CHI (won 3-1); Feb. 13, 2011 @ EDM (won 4-0)
Two times: Oct. 31, 2008 vs. VAN (lost 7-6 in SO); Feb. 16, 2011 vs. WSH (lost 7-6)
38 times, last: Feb. 11, 2021 @ V GK

LARGEST DEFICITS/LEADS OVERCOME

Largest deficit overcome in a win.....	4 goals
--	---------

Two times: Mar. 31, 2014 vs. WPG (trailed 4-0 at 17:44 of the

DUCKS RECORDS

Largest deficit overcome in a tie.....	4 goals
Largest lead relinquished in a loss.....	4 goals
Largest lead relinquished in a tie.....	4 goals

second, won 5-4 in OT); Dec. 2, 2018 @ WAS (trailed 5-1 at 14:31 of second, won 6-5 in regulation)
Oct. 10, 1996 @ COL (trailed 6-2 at 10:43 of the third, tied 6-6)
Nov. 21, 2019 @ FLA (led 4-0 at 18:52 of the second, lost 5-4 in overtime)
Jan. 7, 2000 @ CAR (led 4-0 at 17:33 of the second, tied 4-4)

FEWEST SHOTS ALLOWED

Game.....	11
First Period.....	0
Second Period.....	1
Third Period.....	0

Jan. 23, 2004 vs. MIN
Apr. 1, 2000 @ LA
Three times: Mar. 27, 2007 vs. PHX; Oct. 31, 2014 @ DAL, Jan. 16, 2015 @ NJ
Oct. 7, 2011 @ BUF (Helsinki, Finland)

MULTIPLE PLAYERS WITH POINTS IN ONE GAME

Most players with at least one point in a game.....	15
Most players with multiple-points in a game.....	8
Most players with three-or-more points in a game.....	4
Most players with four-or-more points in a game.....	3

Two times: Jan. 15, 2014 vs. VAN; Mar. 30, 2016 vs. CGY
Apr. 4, 2006 vs. VAN
Two times: Jan. 1, 1999 @ BUF (Selmanne-5 pts., Olausson-4, Rucchin-4, Kariya-3); Nov. 3, 2007 @ PHX (Getzlaf-3, Perry-3, Pronger-3, Schneider-3)
Two times: Jan. 1, 1999 @ BUF (Selmanne-5, Olausson-4, Rucchin-4); Nov. 19, 2006 vs. PHX (Selmanne-5, Kunitz-4, McDonald-4)

MOST GOALS ALLOWED

Game.....	9
First Period.....	6
Second Period.....	5
Third Period.....	5

Three times: Feb. 1, 1995 @ DAL; Feb. 19, 2011 @ STL (9-3);
Feb. 2, 2019 @ WPG (9-3)
Feb. 2, 2019 @ WPG
Five times: Mar. 24, 1994 @ BOS, Jan. 31, 1995 @ STL; Apr. 1, 1998 vs. PHX; Jan. 29, 2015 @ SJ; Dec. 4, 2016 @ CGY
Nine times: Dec. 22, 1999 vs. PHX; Mar. 21, 2001 @ DAL; Nov. 14, 2009 @ DET;
Nov. 26, 2013 @ DAL; Dec. 13, 2016 @ DAL; Feb. 21, 2020 @ CGY; Nov. 3, 2022 @ VAN;
Feb. 12, 2023 @ VGK; Nov. 15, 2023 @ COL)

MOST SHOTS ALLOWED

Game.....	59
First Period.....	25
Second Period.....	30
Third Period.....	26
Overtime.....	10

Feb. 10, 2023 vs. PIT
Feb. 10, 2023 vs. PIT
Two times: Oct. 20, 2017 vs. MTL; Oct. 13, 2018 @ DAL
Mar. 2, 2014 vs. CAR
Two times: Feb. 3, 2000 @ PHI; Nov. 12, 2018 vs. NSH

MOST POWER PLAY GOALS ALLOWED

Game.....	5
Period.....	4

Oct. 26, 2009 vs. TOR (5-for-11)
Dec. 14, 2007 @ MIN (4-for-4 in the second period)

MOST SHORTHANDED GOALS ALLOWED

Game.....	3
Period.....	2

Oct. 18, 1996 vs. SJ
Four times: Feb. 1, 1995 @ DAL (second); Oct. 18, 1996 vs. SJ (third); Dec. 6, 2005 vs. CAR (second); Nov. 30, 2013 vs SJ (second)

SEASON

INDIVIDUAL

Most multiple-goal games.....	14	Teemu Selanne, 1997-98
-------------------------------	----	------------------------

DUCKS RECORDS

Most hat tricks.....	3	Teemu Selanne, 1997-98; Corey Perry (Two times), 2010-11 & 2014-15; Frank Vatrano, 2023-24
Highest percentage of team's total goals.....	25.4%	Teemu Selanne, 1997-98 (scored 52 of team's 205 goals)
Most multiple-assist games.....	16	Teemu Selanne, 1996-97
Most multiple-point games.....	33	Paul Kariya, 1996-97
Most three-or-more point games.....	16	Teemu Selanne, 1998-99
Most four-or-more point games.....	5	Ryan Getzlaf, 2010-11
Most 30+ save games (goalies).....	33	Guy Hebert, 1996-97
Most 40+ save games (goalies).....	7	Four times: Guy Hebert, 1998-99; John Gibson, 2017-18, 2018-19 & 2021-22

TEAM

Most four-or-more goal games.....	34	2005-06
Most five-or-more goal games.....	25	2014-15
Most shutouts.....	9	Two times: 2002-03 (8 by J.S. Giguere, 1 by M. Gerber) 2017-18 (4 by John Gibson, 4 by Ryan Miller, 1 combined Gibson/Miller)
Fewest shutouts.....	1	Three times: 2019-20 (John Gibson); 2022-23 (John Gibson); 2023-24 (Lukas Dostal)
Most times shutout.....	11	1997-98
Fewest times shutout.....	1	1996-97
Most overtime games.....	23	Three times: 2006-07 (9-4-10 record); 2014-15 (16-2-5 record); 2021-22 (8-9-4)

CAREER

Most multiple-goal games.....	90	Teemu Selanne, 1995-96 through 2000-01 & 2005-06 through 2013-14
Most hat tricks.....	13	Teemu Selanne, 1995-96 through 2000-01 & 2005-06 through 2013-14
Most multiple-assist games.....	143	Ryan Getzlaf, 2005-06 through 2019-20
Most multiple-point games.....	256	Teemu Selanne, 1995-96 through 2000-01 & 2005-06 through 2013-14 and Ryan Getzlaf, 2005-06 through 2021-22
Most three-or-more point games.....	87	Teemu Selanne, 1995-96 through 2000-01 & 2005-06 through 2013-14
Most four-or-more point games.....	21	Teemu Selanne, 1995-96 through 2000-01 & 2005-06 through 2013-14
Most 30+ save games (goalies).....	194	John Gibson, 2013-14 through 2023-24
Most 40+ save games (goalies).....	37	John Gibson, 2013-14 through 2023-24
Most consecutive games played.....	502	Andrew Cogliano, Jan. 19, 2013-Jan. 13, 2018
Most seasons with the Ducks.....	16	Ryan Getzlaf, 2005-06 through 2020-21

HONDA CENTER INDIVIDUAL HIGHS

MOST GOALS

Game.....	4	Owen Nolan, SJ, Dec. 19, 1995
Period.....	3	Several times: last; N. Deslauriers, vs. OTT, Mar. 10, 2020 (first)

MOST ASSISTS

Game.....	5	Four times, last: Ryan Getzlaf, ANA, Nov. 24, 2015 vs. CGY
Period.....	3	Several times, last: Pavel Mintyukov, ANA, Feb. 21, 2024 vs. CBJ (second)

MOST POINTS

Game.....	5	20 times, last: Warren Foegele, EDM, Dec. 31, 2023 (2-3=5)
Period.....	4	Three times: Owen Nolan, SJ, Dec. 19, 1995 (second); R. Getzlaf Nov. 8, 2013 (first) vs. BUF; Brandon Montour, Dec. 12, 2018 (third) vs. DAL

MOST POWER PLAY GOALS

Game.....	3	Two times: Owen Nolan, SJ, Dec. 19, 1995; Niklas Hagman, TOR, Oct. 26, 2009
Period.....	3	Owen Nolan, SJ, Dec. 19, 1995 (second)

MOST SHORTHANDED GOALS

Game.....	1	Many times
-----------	---	------------

DUCKS RECORDS

Period.....1 Many times

MOST SHOTS

Game.....13 Auston Matthews, TOR, Jan. 3, 2024
Period.....9 Paul Kariya, Nov. 8, 1998 vs. DET (first)

MOST PENALTY MINUTES

Game.....37 Todd Ewen, Feb. 25, 1996 vs. SJ
Period.....29 Garrett Burnett, Apr. 4, 2004 vs. CGY

HIGHEST PLUS/MINUS (+/-)

Game.....+5 12 times, last: Boone Jenner, CBJ, Feb. 21, 2024

HIGHEST SHOOTING PERCENTAGE

Game.....100.0 Several times

MOST SAVES (goaltenders)

Game.....55 Lukas Dostal, Jan. 3, 2024 vs. TOR (55-of-57)
Period.....28 John Gibson, Oct. 20, 2017 vs. MTL (28-for-30; second)
Overtime.....11 Marc Denis, CBJ, Jan. 11, 2004 (11-of-11)

MOST SHOTS FACED (goaltenders)

Game.....59 John Gibson, Feb. 10, 2023 vs. PIT (53-of-59)
Period.....30 John Gibson, Oct. 20, 2017 vs. MTL (28-for-30; second)
Overtime.....11 Marc Denis, CBJ, Jan. 11, 2004 (11-of-11)

MOST GOALS ALLOWED (goaltenders)

Game.....8 Carey Price, Mar. 8, 2019 vs. MTL (8 goals on 29 shots)
Period.....5 Four times, last: Jean-Sebastien Giguere, Nov. 15, 2006 vs. PHI, (first); Dwayne Roloson, MIN, Jan. 23, 2004 (third); Dominic Roussel, Dec. 22, 1999 vs. PHX (third); Mikhail Shtalenkov, Apr. 1, 1998 vs. PHX (second)

DUCKS HIGHS & LOWS AT HONDA CENTER

MOST GOALS

Game.....9 ANA vs. VAN, Jan. 15, 2014
First Period.....5 Three times: ANA vs. NJ, Nov. 5, 1993; ANA vs. CGY, Oct. 29, 1995; ANA vs. PHI, Nov. 15, 2006
Second Period.....5 Two times: ANA vs. PHX, Apr. 1, 1998; ANA vs. NSH, Oct. 26, 2016
Third Period.....5 Two times: ANA vs. PHX, Dec. 22, 1999; ANA vs. MIN, Jan. 23, 2004

MOST SHOTS

Game.....56 ANA vs. OTT, Oct. 13, 2013
First Period.....24 ANA vs. OTT, Oct. 13, 2013
Second Period.....25 ANA vs. SJ, Dec. 31, 2013
Third Period.....25 ANA vs. CBJ, Nov. 19, 2010
Overtime.....11 ANA vs. CBJ, Feb. 11, 2004

MOST POWER PLAY GOALS

Game.....6 Jan. 15, 2014 vs. VAN (6-for-11)
Period.....3 Seven times, last: ANA vs. VAN, Jan. 15, 2014 (3-for-3; second)

MOST POWER PLAY OPPORTUNITIES

Game.....13 ANA vs. CGY, Apr. 17, 2006 (3-for-13)
Period.....6 Five times, last: ANA vs. CBJ, Jan. 15, 2007 (1-for-6; second)

MOST SHORTHANDED GOALS

Game.....3 ANA vs. CGY, Dec. 20, 1996

Period.....2 Three times: ANA vs. CGY, Dec. 20, 1996 (second); ANA vs. DET, Oct. 15, 2007 (third); ANA vs. NSH, Oct. 26, 2016 (second)

MOST PENALTY MINUTES

Game.....90 ANA vs. SJ, Oct. 26, 2014
Period.....74 ANA vs. SJ, Oct. 26, 2014 (third)

FEWEST SHOTS

Game.....11 ANA vs. MIN, Jan. 23, 2004
First Period.....1 ANA vs. NYI, Nov. 10, 2010
Second Period.....1 ANA vs. PHX, Mar. 27, 2007
Third Period.....1 Three times: ANA vs. BOS, Oct. 15, 1993; ANA vs. OTT, Mar. 10, 2002; ANA vs. COL, Jan. 24, 2021
Overtime.....0 Several times

FEWEST POWER PLAY OPPORTUNITIES

Game.....0 11 times, last: vs. BOS, Nov. 15, 2017

FEWEST PENALTY MINUTES

Game.....0 Several times, last: ANA vs. CGY, Oct. 20, 2019

TWO-TEAM SINGLE-GAME HIGHS & LOWS

MOST GOALS

Game.....14 DET (6) vs. ANA (8), Mar. 21, 2004
Period.....7 Six times: SJ (4) vs. AN 56A (3), Dec. 19, 1995 (second); PHI (5) vs. ANA (2), Nov. 15, 2006 (first); VAN (4) vs. ANA (3), Oct. 31, 2008 (second); ANA (3) @ STL (4), Feb. 19, 2011 (first); CGY (3) vs. ANA (4), Mar. 30, 2016 (second); ANA (2) @ CGY (5), Feb. 17, 2020 (third)

MOST SHOTS

Game.....96 MTL (51) vs. ANA (45), Oct. 20, 2017
Period.....40 MTL (30) vs. ANA (10), Oct. 20, 2017 (second)
Overtime.....14 NSH (10) vs. ANA (4), Nov. 12, 2018

MOST POWER PLAY GOALS

Game.....7 VAN (1) vs. ANA (6), Jan. 15, 2014
Period.....4 Four times: SJ (3) vs. ANA (1), Dec. 19, 1995 (second); ANA (1) @ MIN (3), Dec. 31, 2006 (second); MIN (4) vs. ANA (0), Dec. 14, 2007 (second); VAN (1) vs. ANA (3), Jan. 15, 2014 (second)

MOST POWER PLAY OPPORTUNITIES

Game.....21 CGY (8) vs. ANA (13), Apr. 17, 2006
Period.....9 Four times: ANA (3) @ LA (6), Dec. 2, 1993 (first); ANA (4) @ NYR (5), Nov. 25, 2001 (second); NSH (3) vs. ANA (6), Nov. 1, 2005 (second); CGY (6) vs. ANA (3), Apr. 17, 2006 (second)

MOST SHORTHANDED GOALS

Game.....4 ANA (2) @ DAL (2), Feb. 1, 1995
Period.....2 16 times, last: ANA (2) @ SEA (0), March 28, 2024 (third)

MOST PENALTY MINUTES

Game.....309 ANA (107) @ CGY (202), Dec. 8, 2001
Period.....291 ANA (101) @ CGY (190), Dec. 8, 2001, (third)

FEWEST GOALS

Game.....1 Many times

Ducks Records

FEWEST SHOTS

Game.....	29	ANA (15) @ SJ (14), Nov. 27, 1993
Period.....	6	Two times: ANA (5) @ DAL (1), Oct. 31, 2014 (second); ANA (3) vs. NYI (3) Nov. 25, 2020 (third)
Overtime.....	1	Many times

FEWEST POWER PLAY OPPORTUNITIES

Game.....	1	Eight times, last: ARI (0-0) vs. ANA (0-1), Nov. 16, 2021 vs. WSH
-----------	---	---

FEWEST PENALTY MINUTES

Game.....	2	Four times: STL (2) vs. ANA (0), May 1, 1995; DAL (2) vs. ANA (0), Apr. 3, 2013 LA (2) vs. ANA (0), Mar. 30, 2018; STL (2) vs. ANA (0), Jan. 23, 2019
-----------	---	--

REAL-TIME RECORDS

(officially kept since start of 1998-99 season)

TIME ON ICE

Game.....	38:54	Cam Fowler, Apr. 8, 2023 @ ARI
Season Avg	27:30	Scott Niedermayer, 2006-07

SHIFTS

Game.....	40	Oleg Tverdovsky, Apr. 4, 2001 @ COL
Season Avg	30.0	Hampus Lindholm, 2018-19

TOTAL HITS

Game.....	14	Brett Festerling, Dec. 31, 2009 @ DAL
Season	286	Vitaly Vishnevski, 2000-01
Career	1,980	Ryan Getzlaf, 2005-06 through 2021-22

BLOCKED SHOTS

Game.....	11	Francois Beauchemin, Jan. 11, 2014 vs. PHX
Season	194	Francois Beauchemin, 2011-12
Career	1,335	Cam Fowler, 2010-11 through 2023-24

FACEOFF WIN PERCENTAGE

Game (min. 10 faceoffs).....	100.0	Two times: Ryan Kesler, Nov. 4, 2016 vs. ARZ (won 11-of-11 faceoffs); Sam Steel, Oct. 20, 2018 vs. VGK (won 10-of-10)
Season (min. 300 faceoffs).....	62.3	Antoine Vermette, 2016-17
Career (min. 1500 faceoffs).....	61.2	Antoine Vermette, 2016-18

TOTAL FACEOFF WINS

Game.....	26	Steve Rucchin, Mar. 26, 2000 vs. PHX (won 26-of-41 faceoffs)
Season	1,066	Steve Rucchin, 1999-00
Career	8,672	Ryan Getzlaf, 2005-06 through 2021-22

TOTAL FACEOFFS TAKEN

Game.....	42	Steve Rucchin, Oct. 28, 1998 vs. TBL (24 faceoff wins)
Season	1,996	Steve Rucchin, 1999-00
Career	17,591	Ryan Getzlaf, 2005-06 through 2021-22

PLAYOFFS

ALL-TIME PLAYOFF RECORDS

ALL-TIME PLAYOFF RECORDS BY OPPONENT

TEAM	SERIES	W	L	GP	W	L	GF	GA	LAST SERIES	RESULT	
Arizona	1	1	0	7	4	3	17	17	1997 (R1)	4-3	
Calgary		3	3	0	16	12	4	50	34	2017 (R1)	4-0
Chicago	1	0	1	7	3	4	22	24	2015 (WCF)	3-4	
Colorado	1	1	0	4	4	0	16	4	2006 (WCF)	4-0	
Dallas	3	2	1	18	10	8	47	52	2014 (R1)	4-2	
Detroit	6	2	4	32	14	18	78	93	2013 (R1)	3-4	
Edmonton	2	1	1	12	5	7	34	40	2017 (R2)	4-3	
Los Angeles	1	0	1	7	3	4	15	19	2014 (R2)	3-4	
Minnesota	2	2	0	9	8	1	21	10	2007 (R1)	4-1	
Nashville	3	0	3	19	7	12	53	55	2017 (WCF)	2-4	
New Jersey	1	0	1	7	3	4	12	19	2003 (SCF)	3-4	
Ottawa	1	1	0	5	4	1	16	11	2007 (SCF)	4-1	
San Jose	2	1	1	10	4	6	22	26	2018 (R1)	0-4	
Vancouver	1	1	0	5	4	1	14	8	2007 (R2)	4-1	
Winnipeg	1	1	0	4	4	0	16	9	2015 (R1)	4-0	
TOTAL		29	16	13	162	89	73	433	421		

ALL-TIME PLAYOFF RECORDS BY OPPONENT

	OVERALL	HOME	ROAD
Round 1	42-35	24-16	8-21
Round 2	26-18	13-11	13-7
Conference Final	14-15	7-8	7-7
Stanley Cup Final	7-5	6-0	1-5

ALL-TIME RECORD BY GAME OF SERIES

	OVERALL	HOME	ROAD
Game 1	15-14	11-8	4-6
Game 2	17-12	10-9	7-3
Game 3	15-14	4-6	11-8
Game 4	19-10	7-3	12-7
Game 5	12-9	11-3	1-6
Game 6	8-8	6-0	2-8
Game 7	3-6	2-4	1-2

ALL-TIME PLAYOFF GAME SEVENS (3-6)

DATE	ROUND	OPPONENT	SCORE
Apr. 29, 1997	First Round	vs. Phoenix	3-0
June 9, 2003	Stanley Cup Final	@ New Jersey	0-3
May 3, 2006	First Round	@ Calgary	3-0
May 14, 2009	Second Round	@ Detroit	3-4
May 12, 2013	First Round	vs. Detroit	2-3
May 16, 2014	Second Round	vs. Los Angeles	2-6
May 30, 2015	Conference Final	vs. Chicago	3-5
Apr. 27, 2016	First Round	vs. Nashville	1-2
May 10, 2017	Second Round	vs. Edmonton	2-1

LONGEST PLAYOFF OVERTIME GAMES

DATE	OPPONENT	RESULT	TIME	SCORER	ANA GOALIE
Apr. 24, 2003	@ Dallas (R1)	4-3 W	80:48	Petr Sykora	Jean-Sebastien Giguere
May 19, 2015	Chicago (WCF)	2-3 L	56:12	Marcus Kruger	Frederik Andersen
Apr. 10, 2003	Detroit (R1)	2-1 W	43:18	Paul Kariya	Jean-Sebastien Giguere
May 4, 1997	Detroit (R2)	2-3 L	41:31	Vyacheslav Kozlov	Mikhail Shtalenkov
May 3, 2009	@ Detroit (R2)	4-3 W	41:15	Todd Marchant	Jonas Hiller
May 8, 1997	@ Detroit (R2)	3-2 L	37:03	Brendan Shanahan	Mikhail Shtalenkov
May 10, 2003	@ Minnesota (R3)	1-0 W	28:06	Petr Sykora	Jean-Sebastien Giguere
Apr. 27, 2007	Vancouver (R2)	2-1 L	27:49	Jeff Cowan	Jean-Sebastien Giguere
May 5, 2017	Edmonton (R2)	4-3 W	26:57	Corey Perry	John Gibson
May 23, 2015	Chicago (WCF)	5-4 L	25:37	Antoine Vermette	Frederik Andersen
May 3, 2007	Vancouver (R2)	2-1 W	24:30	Scott Niedermayer	Jean-Sebastien Giguere

ALL-TIME PLAYOFF RECORDS

ALL-TIME PLAYOFF OVERTIME HISTORY

RECORD: 23-16 HOME: 10-7 ROAD: 13-9

DATE	OPPONENT	ROUND	GAME	RESULT	TIME	SCORER
Apr. 27, 1997	Phoenix	1	6	3-2 W	7:29	Paul Kariya
May 2, 1997	@ Detroit	2	1	1-2 L	0:59	Martin Lapointe
May 4, 1997	@ Detroit	2	2	2-3 L	41:31	Vyacheslav Kozlov
May 8, 1997	Detroit	2	4	2-3 L*	37:03	Brendan Shanahan
Apr. 10, 2003	@ Detroit	1	1	2-1 W	43:18	Paul Kariya
Apr. 16, 2003	Detroit	1	4	3-2 W*	6:53	Steve Rucchin
Apr. 24, 2003	@ Dallas	2	1	4-3 W	80:48	Petr Sykora
Apr. 26, 2003	@ Dallas	2	2	3-2 W	1:44	Mike Leclerc
May 10, 2003	@ Minnesota	WCF	1	1-0 W	28:06	Petr Sykora
May 31, 2003	New Jersey	SCF	3	3-2 W	6:59	Ruslan Salei
June 2, 2003	New Jersey	SCF	4	1-0 W	0:39	Steve Thomas
Apr. 21, 2006	@ Calgary	1	1	1-2 L	9:45	Darren McCarty
Apr. 27, 2006	Calgary	1	4	3-2 W	1:36	Sean O'Donnell
May 9, 2006	@ Colorado	2	3	4-3 W	16:30	Joffrey Lupul
Apr. 27, 2007	Vancouver	2	2	1-2 L	27:49	Jeff Cowan
May 1, 2007	@ Vancouver	2	4	3-2 W	2:07	Travis Moen
May 3, 2007	Vancouver	2	5	2-1 W*	24:30	Scott Niedermayer
May 13, 2007	@ Detroit	WCF	2	4-3 W	14:17	Scott Niedermayer
May 20, 2007	@ Detroit	WCF	5	2-1 W	11:57	Teemu Selanne
Apr. 25, 2009	@ San Jose	1	5	2-3 L	6:02	Patrick Marleau
Apr. 3, 2009	@ Detroit	2	2	4-3 W	41:15	Todd Marchant
Apr. 22, 2011	Nashville	1	5	3-4 L	1:57	Jerred Smithson
May 2, 2013	Detroit	1	2	4-5 L	1:21	Gustav Nyquest
May 6, 2013	@ Detroit	1	4	2-3 L	15:10	Damien Brunner
May 8, 2013	Detroit	1	5	3-2 W	1:54	Nick Bonino
May 10, 2013	@ Detroit	1	6	3-4 L	1:04	Henrik Zetterberg
Apr. 27, 2014	@ Dallas	1	6	5-4 W*	2:47	Nick Bonino
May 3, 2014	Los Angeles	2	1	2-3 L	12:07	Marian Gaborik
Apr. 20, 2015	@ Winnipeg	1	3	5-4 W	5:12	Rickard Rakell
May 5, 2015	@ Calgary	2	3	3-4 L	4:24	Mikael Backlund
May 10, 2015	Calgary	2	5	3-2 W*	2:26	Corey Perry
May 19, 2015	Chicago	WCF	2	2-3 L	56:12	Marcus Kruger
May 23, 2015	@ Chicago	WCF	4	4-5 L	25:37	Antoine Vermette
May 25, 2015	Chicago	WCF	5	5-4 W	0:45	Matt Beleskey
Apr. 17, 2017	@ Calgary	1	3	4-5 L	1:30	Corey Perry
May 3, 2017	@ Edmonton	2	4	4-3 W	0:45	Jakob Silfverberg
May 5, 2017	Edmonton	2	5	4-3 W	26:57	Corey Perry
May 12, 2017	Nashville	WCF	1	2-3 L	9:24	James Neal
May 18, 2017	@ Nashville	WCF	4	3-2 W	10:25	Corey Perry

* Clinched series

ALL-TIME PLAYOFF GAME-BY-GAME

2018 ANAHEIM DUCKS PLAYOFF GAME-BY-GAME

Date	Team	W/L/OT	Record	GF-GA	Scorers	W Goal	PP	PK	SF-SA	W - L	GltDr	Attend.
04/12/2018	San Jose	L	00-01	0-3		9	0-3	5-6	25-34	31-36	17174+	
04/14/2018	San Jose	L	00-02	2-3	33,47P	48	1-2	2-3	30-35	31-36	17430+	
04/16/2018	@ San Jose	L	00-03	1-8	67P	27	1-3	4-8	46-36	31-36	17562	
04/18/2018	@ San Jose	L	00-04	1-2	7	48	0-4	3-3	31-24	31-36	17562	

2017 ANAHEIM DUCKS PLAYOFF GAME-BY-GAME

Date	Team	W/L/OT	Record	GF-GA	Scorers	W Goal	PP	PK	SF-SA	W - L	GltDr	Attend.
04/13/2017	Calgary	W	01-00	3-2	15P,67,33P	33	2-7	4-5	41-32	36-1	17174+	
04/15/2017	Calgary	W	02-00	3-2	33,6715P	15	1-4	2-3	29-37	36-1	17271+	
04/17/2017	@ Calgary	W*	03-00	5-4	37,53,44,53,10	10	0-0	2-5	27-32	1-1	19,289	
04/19/2017	@ Calgary	W	04-00	3-1	18,44,15	44	0-2	2-3	25-37	36-31	19,289	
04/26/2017	Edmonton	L	04-01	3-5	15P18,33	6	1-3	3-5	36-32	33-36	17174+	
04/28/2017	Edmonton	L	04-02	1-2	33P	19	1-4	3-4	40-23	33-36	17174+	
04/30/2017	@ Edmonton	W	05-02	6-3	67,33,15,21,33,17	21	0-4	3-3	28-27	36-33	18,347	
05/03/2017	@ Edmonton	W*	06-02	4-3	15,67,15,33	33	0-4	2-3	39-32	36-33	18,347	
05/05/2017	Edmonton	W*	07-02	4-3	15,4,67,10	10	0-4	2-3	64-38	36-33	17,358+	
05/07/2017	@ Edmonton	L	07-03	1-7	67	29	0-3	5-7	35-35	33-36	18,347	
05/10/2017	Edmonton	W	08-03	2-1	7,37	37	0-1	1-1	30-24	36-33	17,407+	
05/12/2017	Nashville	L*	08-04	2-3	33,47	18	0-4	5-5	29-46	35-36	17174+	
05/14/2017	Nashville	W	09-04	5-3	45P,33,86,37,50	37	1-2	3-3	27-33	36-35	17174+	
05/16/2017	@ Nashville	L	09-05	1-2	10P	59	1-2	3-4	20-40	35-36	17,338	
05/18/2017	@ Nashville	W*	10-05	3-2	67,37,10	10	0-2	5-5	37-34	36-35	17,423	
05/20/2017	Nashville	L	10-06	1-3	21	46	0-4	1-2	33-29	35-1	17,307+	
05/22/2017	@ Nashville	L	10-07	3-6	86,21,4	10	0-4	3-3	41-18	35-1	17,352	

2016 ANAHEIM DUCKS PLAYOFF GAME-BY-GAME

Date	Team	W/L/OT	Record	GF-GA	Scorers	W Goal	PP	PK	SF-SA	W - L	GltDr	Attend.
04/15/2016	Nashville	L	00-01	2-3	15P,17	9	1-4	3-3	29-33	35-36	17,236+	
04/17/2016	Nashville	L	00-02	2-3	7,44	6	0-1	4-5	29-27	35-36	17174+	
04/19/2016	@ Nashville	W	01-02	3-0	88,67,29	88	0-2	5-5	21-27	31-35	17,204	
04/21/2016	@ Nashville	W	02-02	4-1	15,44,88,7	44	0-5	6-6	25-31	31-35	17,232	
04/23/2016	Nashville	W	03-02	5-2	57,16,45,4P,17	45	1-7	3-3	32-29	31-35	17,360+	
04/25/2016	@ Nashville	L	03-03	1-3	17P	18	1-2	1-1	27-26	35-31	17,113	
04/27/2016	Nashville	L	03-04	1-2	17P	28	1-4	3-3	37-20	35-31	17,407+	

2015 ANAHEIM DUCKS PLAYOFF GAME-BY-GAME

Date	Team	W/L/OT	Record	GF-GA	Scorers	W Goal	PP	PK	SF-SA	W - L	GltDr	Attend.
04/16/2015	Winnipeg	W	01-00	4-2	45,10P,10,15P	10	2-3	3-3	33-27	31-31	17,174+	
04/18/2015	Winnipeg	W	02-00	2-1	19P,33	33	1-4	4-4	39-29	31-31	17,415+	
04/20/2015	@ Winnipeg	W*	03-00	5-4	4,10,33,17,67	67	0-3	2-3	31-35	31-31	15,016	
04/22/2015	@ Winnipeg	W	04-00	5-2	16,71,71,74,5	17	0-1	2-3	35-27	31-31	15,016	
04/30/2015	Calgary	W	05-00	6-1	39,19,10,16,10P,15P	19	2-4	3-3	35-24	31-1	17,174+	
05/03/2015	Calgary	W	06-00	3-0	39,47,39	39	0-4	3-3	34-30	31-31	17,299+	
05/05/2015	@ Calgary	L*	06-01	3-4	19,10,39	11	0-2	5-6	21-21	31-31	19,289	
05/08/2015	@ Calgary	W	07-01	4-2	33P,7,39P,19	39	2-4	2-2	29-27	31-31	19,289	
05/10/2015	Calgary	W*	08-01	3-2	17P,39P,10	10	2-4	3-4	47-19	31-31	17,284+	
05/17/2015	Chicago	W	09-01	4-1	47,21,44,33	21	0-1	3-3	27-33	31-50	17,291+	
05/19/2015	Chicago	L*	09-02	2-3	7,10	16	0-5	3-5	62-56	50-31	17,234+	
05/21/2015	@ Chicago	W	10-02	2-1	19P,24	24	1-1	5-5	27-28	31-50	22,160	
05/23/2015	@ Chicago	L*	10-03	4-5	16,17,39,10	80	0-2	3-4	51-40	50-31	22,404	
05/25/2015	Chicago	W*	11-03	5-4	4,17,45,19,39	39	0-2	2-2	28-28	31-50	17,286+	
05/27/2015	@ Chicago	L	11-04	2-5	19P,3	88	1-3	3-3	32-23	50-31	22,089	
05/30/2015	Chicago	L	11-05	3-5	17,10,39P	81	1-2	2-4	38-26	50-31	17,375+	

2014 ANAHEIM DUCKS PLAYOFF GAME-BY-GAME

Date	Team	W/L/OT	Record	GF-GA	Scorers	W Goal	PP	PK	SF-SA	W - L	GltDr	Attend.
04/16/2014	Dallas	W	01-00	4-3	21,15,22P,39P	39	2-5	4-5	35-35	31-32	17,294+	
04/18/2014	Dallas	W	02-00	3-2	15,10,7S	7	0-3	5-6	19-36	31-32	17,426+	
04/21/2014	@ Dallas	L	02-01	0-3		14	0-5	3-3	37-22	32-31	19,120	
04/23/2014	@ Dallas	L	02-02	2-4	55,62	20	0-3	3-3	23-26	32-31	18,962	
04/25/2014	Dallas	W	03-02	6-2	13P,67P,22P,33,15,10P	22	4-6	7-7	23-36	31-32	17,334+	
04/27/2014	@ Dallas	W*	04-02	5-4	77P,6,13,7,7,13	13	1-4	4-5	30-24	1-32	19,323	
05/03/2014	Los Angeles	L*	04-03	2-3	39,8	12	0-4	3-4	35-36	32-1	17,393+	
05/05/2014	Los Angeles	L	04-04	1-3	62P	27	1-4	3-3	37-17	32-1	17,281+	
05/08/2014	@ Los Angeles	W	05-04	3-2	10P,8P,6	6	2-2	0-1	22-31	1-32	18,622	
05/10/2014	@ Los Angeles	W	06-04	2-0	77,5P	77	1-3	4-4	14-28	36-32	18,489	
05/12/2014	Los Angeles	W	07-04	4-3	13,77P,77,33	33	1-3	2-3	24-42	36-32	17,233+	
05/14/2014	@ Los Angeles	L	07-05	1-2	21	22	0-5	4-4	22-23	32-36	18,519	
05/16/2014	Los Angeles	L	07-06	2-6	2,11,0	10	0-3	3-5	27-30	32-36	17,395+	

ALL-TIME PLAYOFF GAME-BY-GAME

2013 ANAHEIM DUCKS PLAYOFF GAME-BY-GAME

Date	Team	W/L/OT	Record	GF-GA	Scorers	W Goal	PP	PK	SF-SA	W - L	Gltr	Attend.
04/30/2013	Detroit	W	01-00	3-1	13p,8p,23	8	2-4	3-4	27-22	1-35	17,200+	
05/02/2013	Detroit	L*	01-01	4-5	11p,15,51,9	14	1-5	3-6	32-32	35-1	17,182+	
05/04/2013	@ Detroit	W	02-01	4-0	13p,15s,65,39p	13	2-6	6-6	29-23	1-35	20,066	
05/06/2013	@ Detroit	L*	02-02	2-3	39,20	24	0-3	1-1	33-49	35-1	20,066	
05/08/2013	Detroit	W*	03-02	3-2	15,15p,13	13	1-3	2-3	34-31	1-35	17,395+	
05/10/2013	@ Detroit	L*	03-03	3-4	51,65,9	40	0-0	2-3	37-29	35-1	20,066	
05/12/2013	Detroit	L	03-04	2-3	65,23	51	1-4	2-2	33-32	35-1	17,412+	

2011 ANAHEIM DUCKS PLAYOFF GAME-BY-GAME

Date	Team	W/L/OT	Record	GF-GA	Scorers	W Goal	PP	PK	SF-SA	W - L	Gltdr	Attend.
04/13/2011	Nashville	L	00-01	1-4	8p	26	1-5	1-5	28-30	35-38	17,174+	
04/15/2011	Nashville	W	01-01	5-3	10p,8p,9,15,9	15	2-5	2-6	28-34	29-35	17,174+	
04/17/2011	@ Nashville	L	01-02	3-4	8p,8,39	12	1-2	1-5	16-37	35-29	17,113	
04/20/2011	@ Nashville	W	02-02	6-3	4p,11,8p,10s,15,6,4	10	2-6	1-5	38-22	29-35	17,113	
04/22/2011	Nashville	L*	02-03	3-4	33p,9,33	25	1-2	0-2	26-37	35-29	17,385+	
04/24/2011	@ Nashville	L	02-04	2-4	8,33p	13	1-2	1-4	27-30	35-29	17,113	

2009 ANAHEIM DUCKS PLAYOFF GAME-BY-GAME

Date	Team	W/L/OT	Record	GF-GA	Scorers	W Goal	PP	PK	SF-SA	W - L	Gltr	Attend.
04/16/2009	@ San Jose	W	01-00	2-0	27p,15	27	1-4	0-6	17-35	1-20		17,496
04/19/2009	@ San Jose	W	02-00	3-2	9p,48,18	18	1-2	0-6	26-44	1-20		17,496
04/21/2009	San Jose	L	02-01	3-4	9p,34,25	12	1-4	2-3	30-35	20-1		16,277
04/23/2009	San Jose	W	03-01	4-0	9,10,18	9	0-4	0-2	26-31	1-20		16,830
04/25/2009	@ San Jose	L*	03-02	2-3	20,10	12	0-3	1-3	25-48	20-1		17,496
04/27/2009	San Jose	W	04-02	4-1	10p,8p,23,15	8	2-5	1-4	32-37	1-20		17,174+
05/01/2009	@ Detroit	L	04-03	2-3	10,8p	5	1-3	2-6	24-37	30-1		20,066
05/03/2009	@ Detroit	W*	05-03	4-3	15,25p,20p,22	22	2-4	1-3	46-62	1-30		20,066
05/05/2009	Detroit	W	06-03	2-1	8,27p	27	1-4	1-5	23-46	1-30		17,174+
05/07/2009	Detroit	L	06-04	3-6	10,10,27p	81	1-3	1-5	28-40	30-1		17,601+
05/10/2009	@ Detroit	L	06-05	1-4	19p	26	1-3	0-3	17-38	30-1		20,066
05/12/2009	Detroit	W	07-05	2-1	15p,10	10	1-5	1-4	28-39	1-30		17,174+
05/14/2009	@ Detroit	L	07-06	3-4	8,10p,9	11	1-5	1-5	27-40	20-1		20,066

2008 ANAHEIM DUCKS PLAYOFF GAME-BY-GAME

Date	Team	W/L/OT	Record	GF-GA	Scorers	W Goal	PP	PK	SF-SA	W - L	Gltdr	Attend.
04/10/2008	Dallas	L	00-01	0-4	-	29	0-3	4-7	23-37	35-35		17191+
04/12/2008	Dallas	L	00-02	2-5	8p,32	9	1-6	2-6	22-30	35-35		17181+
04/15/2008	@ Dallas	W	01-02	4-2	22,15,25p,25p	25	2-4	2-7	15-33	35-35		18532
04/17/2008	@ Dallas	L	01-03	1-3	11	14	0-5	0-6	28-20	28-20		18532
04/18/2008	Dallas	W	02-03	5-2	10,15p,8p,21,22	8	2-3	0-7	32-42	35-35		17199+
04/20/2008	@ Dallas	L	02-04	1-4	10	14	0-3	2-5	18-26	35-35		18532

2007 ANAHEIM DUCKS PLAYOFF GAME-BY-GAME

Date	Team	W/L/OT	Record	GF-GA	Scorers	W Goal	PP	PK	SF-SA	W - L	Gltr	Attend.
04/11/2007	Minnesota	W	01-00	2-1	8,17	17	0-3	0-4	34-25	30-32		17180+
04/13/2007	Minnesota	W	02-00	3-2	23p,23p,15s	15	2-4	0-6	25-32	30-32		17324+
04/15/2007	@ Minnesota	W	03-00	2-1	19p,44	44	1-4	1-5	19-20	30-32		19224
04/17/2007	@ Minnesota	L	03-01	1-4	25p	10	1-4	1-7	29-40	32-30		19174
04/19/2007	Minnesota	W	04-01	4-1	25,15p,10,32	15	1-4	0-5	39-27	35-32		17318+
04/25/2007	Vancouver	W	05-01	5-1	19p,8,19,15,19p	8	2-9	0-7	37-27	35-1		17250+
04/27/2007	Vancouver	L*	05-02	1-2	32	20	0-7	0-5	44-49	1-35		17392+
04/29/2007	@ Vancouver	W	06-02	3-2	17,23p,10p	10	2-5	1-8	24-26	35-1		18630
05/01/2007	@ Vancouver	W*	07-02	3-2	25,8,32	32	0-8	0-3	30-26	35-1		18630
05/03/2007	Vancouver	W*	08-02	2-1	26,27	27	0-7	0-6	63-27	35-1		17407+
05/11/2007	@ Detroit	L	08-03	1-2	14	96	0-7	2-4	32-19	39-35		19939
05/13/2007	@ Detroit	W*	09-03	4-3	44,19,32,27	27	0-5	2-7	33-27	35-39		19620
05/15/2007	Detroit	L	09-04	0-5	-	93	0-4	1-9	29-28	39-35		17358+
05/17/2007	Detroit	W	10-04	5-3	10,5p,8,15p,44	15	2-5	2-6	23-39	35-39		17375+
05/20/2007	@ Detroit	W*	11-04	2-1	27p,8	8	1-5	0-7	26-37	35-39		20003
05/22/2007	Detroit	W	12-04	4-3	44s,10,15p,26	26	1-4	2-7	29-29	35-39		17380+
05/28/2007	Ottawa	W	13-04	3-2	19,15,32	32	0-4	2-7	32-20	35-1		17274+
05/30/2007	Ottawa	W	14-04	1-0	26	26	0-4	0-4	31-16	35-1		17258+
06/02/2007	@ Ottawa	L	14-05	3-5	19p,10,15	37	1-3	1-7	22-29	1-35		20500
06/04/2007	@ Ottawa	W	15-05	3-2	19,19,17	17	0-3	1-4	21-23	35-1		20500
06/06/2007	Ottawa	W	16-05	6-2	19p,44,32,23p,32,10	32	2-6	0-3	18-13	35-1		17372+

* = Overtime, + = Sellout

ALL-TIME PLAYOFF GAME-BY-GAME

2006 MIGHTY DUCKS OF ANAHEIM PLAYOFF GAME-BY-GAME

Date	Team	W/L/OT	Record	GF-GA	Scorers	W Goal	PP	PK	SF-SA	W - L	Gltr	Attend.
04/21/2006	@ Calgary	L*	00-01	1-2	12	25	0-5	0-5	34-40	34-30		19289
04/23/2006	@ Calgary	W	01-01	4-3	38,27s,15,26	26	0-6	2-12	20-25	35-34		19289
04/25/2006	Calgary	L	01-02	2-5	23p,23p	19	2-9	3-7	29-24	34-35		17174+
04/27/2006	Calgary	W*	02-02	3-2	51,13p,21	21	1-7	0-6	30-27	35-34		17174+
04/29/2006	@ Calgary	L	02-03	2-3	19p,44p	12	2-6	1-4	28-27	34-35		19289
05/01/2006	Calgary	W	03-03	2-1	13,27p	27	1-9	0-5	30-22	30-34		16594
05/03/2006	@ Calgary	W	04-03	3-0	13,24,12	13	0-2	0-4	32-22	30-34		19289
05/05/2006	Colorado	W	05-03	5-0	26,38,13,15p,32	26	1-5	0-5	34-29	30-60		17174+
05/07/2006	Colorado	W	06-03	3-0	51p,24,15	51	1-6	0-6	35-22	30-60		17294+
05/09/2006	@ Colorado	W*	07-03	4-3	15,15,15,15	15	0-5	0-8	39-29	30-60		18007
05/11/2006	@ Colorado	W	08-03	4-1	22,13,76,22	13	0-3	0-5	34-41	30-60		18007
05/19/2006	Edmonton	L	08-04	1-3	19p	83	1-8	1-5	32-26	35-30		17174+
05/21/2006	Edmonton	L	08-05	1-3	12	34	0-5	2-3	34-25	35-30		17264+
05/23/2006	@ Edmonton	L	08-06	4-5	21,13,38,22	34	0-7	2-8	38-22	35-30		16839
05/25/2006	@ Edmonton	W	09-06	6-3	76,76,51p,24,15,15	24	1-8	1-7	46-23	35-35		16839
05/27/2006	Edmonton	L	09-07	1-2	23p	14	1-11	0-6	33-25	35-35		17174+

2003 MIGHTY DUCKS OF ANAHEIM PLAYOFF GAME-BY-GAME

Date	Team	W/L/OT	Record	GF-GA	Scorers	W Goal	PP	PK	SF-SA	W - L	Gltr	Attend.
04/10/2003	@ Detroit	W*	01-00	2-1	77,9	9	0-4	1-4	44-64	35-31		20058
04/12/2003	@ Detroit	W	02-00	3-2	23,10,32	32	0-3	0-2	23-36	35-31		20058
04/14/2003	Detroit	W	03-00	2-1	26,23	23	0-3	1-4	26-37	35-31		17174+
04/16/2003	Detroit	W*	04-00	3-2	9,10,20	20	0-4	0-4	27-34	35-31		17174+
04/24/2003	@ Dallas	W*	05-00	4-3	10,44s,20,39	39	0-3	0-3	54-63	35-35		18532
04/26/2003	@ Dallas	W*	06-00	3-2	77p,44,12	12	1-6	1-2	27-31	35-35		18532
04/28/2003	Dallas	L	06-01	1-2	20p	26	1-4	1-4	32-32	35-35		17174+
04/30/2003	Dallas	W	07-01	1-0	12p	12	1-5	0-5	22-28	35-35		17174+
05/03/2003	@ Dallas	L	07-02	1-4	9	14	0-6	0-2	15-25	35-35		18532
05/05/2003	Dallas	W	08-02	4-3	32p,23,24,8	8	1-3	1-3	26-29	35-35		17174+
05/10/2003	@ Minnesota	W*	09-02	1-0	39	39	0-1	0-5	26-39	35-35		19350
05/12/2003	@ Minnesota	W	10-02	2-0	34s,44s	34	0-3	0-3	22-24	35-30		19344
05/14/2003	Minnesota	W	11-02	4-0	20,9,23,9	20	0-4	0-4	32-35	35-30		17174+
05/16/2003	Minnesota	W	12-02	2-1	77p,77p	77	2-3	1-4	28-25	35-30		17174+
05/27/2003	@ New Jersey	L	12-03	0-3	-	12	0-2	0-1	16-30	30-35		19040
05/29/2003	@ New Jersey	L	12-04	0-3	-	26	0-3	1-4	16-25	30-35		19040
05/31/2003	New Jersey	W*	13-04	3-2	11,8,24	24	0-2	0-4	33-31	35-30		17174+
06/02/2003	New Jersey	W*	14-04	1-0	32	32	0-1	0-3	26-26	35-30		17174+
06/05/2003	@ New Jersey	L	14-05	3-6	39,20,26	20	0-1	0-4	23-37	30-35		19040
06/07/2003	New Jersey	W	15-05	5-2	20,20,32p,9,39	32	2-8	1-3	24-28	35-30		17174+
06/09/2003	@ New Jersey	L	15-06	0-3	-	16	0-1	0-2	24-25	30-35		19040

1999 MIGHTY DUCKS OF ANAHEIM PLAYOFF GAME-BY-GAME

Date	Team	W/L/OT	Record	GF-GA	Scorers	W Goal	PP	PK	SF-SA	W - L	Gltr	Attend.
04/21/1999	@ Detroit	L	00-01	3-5	16p,9,8	17	1-5	1-6	29-37	30-35		19983
04/23/1999	@ Detroit	L	00-02	1-5	8p	14	1-5	3-9	31-36	30-31		19983
04/25/1999	Detroit	L	00-03	2-4	16p,23p	19	2-6	2-6	24-24	30-31		17174+
04/27/1999	Detroit	L	00-04	0-3	-	96	0-4	1-2	31-38	30-31		17174+

1997 MIGHTY DUCKS OF ANAHEIM PLAYOFF GAME-BY-GAME

Date	Team	W/L/OT	Record	GF-GA	Scorers	W Goal	PP	PK	SF-SA	W - L	Gltr	Attend.
04/16/1997	Phoenix	W	01-00	4-2	8p,9,8,9	8	1-3	1-5	29-31	31-35		17174+
04/18/1997	Phoenix	W	02-00	4-2	15p,36p,36,8	36	2-7	1-3	35-38	31-35		17174+
04/20/1997	@ Phoenix	L	02-01	1-4	9p	34	1-7	0-6	31-26	35-31		16210
04/22/1997	@ Phoenix	L	02-02	0-2	-	21	0-4	0-3	32-25	35-31		16210
04/24/1997	Phoenix	L	02-03	2-5	8,8p	27	1-2	0-2	32-24	35-31		17174+
04/27/1997	@ Phoenix	W*	03-03	3-2	9p,23,9	9	1-4	1-5	39-21	35-31		16210
04/29/1997	Phoenix	W	04-03	3-0	33,20,14	33	0-2	0-1	26-31	35-31		17174+
05/02/1997	@ Detroit	L*	04-04	1-2	9p	20	1-3	0-5	20-30	29-31		19983
05/04/1997	@ Detroit	L*	04-05	2-3	17,8	13	0-2	1-5	22-34	29-35		19983
05/05/1997	Detroit	L	04-06	3-5	9p,8p,13	91	2-3	2-5	23-49	29-35		17174+
05/08/1997	Detroit	L*	04-07	2-3	14,23p	14	1-3	0-4	37-73	29-35		17174+

* = Overtime, + = Sellout

ALL-TIME PLAYOFF STATISTICS

Player	POS	GP	G	A	PTS	+/-	PIM	PPG	SHG	OTG	GWG	S	S%	TOI/GP
Ryan Getzlaf	C	125	37	83	120	12	137	15	2	0	6	328	11.3	21:40
Corey Perry	R	118	36	53	89	0	186	9	1	4	8	340	10.6	18:14
Teemu Selanne	R	96	35	34	69	-10	54	15	0	1	8	274	12.8	--
Jakob Silfverberg	R	57	16	25	41	1	34	3	0	1	4	145	11	17:56
Francois Beauchemin	D	101	10	29	39	1	80	8	0	0	0	166	6	25:30
Scott Niedermayer	D	56	8	26	34	1	55	5	1	2	5	129	6.2	28:10
Cam Fowler	D	62	6	27	33	3	14	2	0	0	0	106	5.7	24:07
Chris Pronger	D	38	7	23	30	13	50	4	0	0	1	97	7.2	28:14
Paul Kariya	L	35	14	15	29	-2	10	4	0	2	2	125	11.2	--
Ryan Kesler	C	44	12	15	27	-2	62	3	0	0	1	99	12.1	20:34
Rob Niedermayer	C	73	9	18	27	3	79	1	3	0	1	115	7.8	19:41
Andrew Coglianò	C	64	8	17	25	1	27	0	1	0	1	124	6.5	15:00
Andy McDonald	C	37	12	11	23	6	20	7	0	0	0	112	10.7	17:44
Samuel Pahlsson	C	64	7	16	23	14	50	0	0	0	4	81	8.6	17:50
Sami Vatanen	D	40	5	17	22	2	18	1	0	0	1	79	6.3	21:42
Todd Marchant	C	52	6	15	21	11	46	0	0	1	1	75	8	17:25
Hampus Lindholm	D	55	4	17	21	11	22	1	0	0	0	71	5.6	21:57
Rickard Rakell	R	46	11	8	19	1	2	2	0	1	1	94	11.7	15:08
Patrick Maroon	L	29	9	9	18	2	44	4	0	0	1	63	14.3	15:45
Matt Beleskey	L	34	13	4	17	-4	16	5	0	1	4	79	16.5	13:55
Dustin Penner	L	34	6	11	17	14	14	0	0	0	2	78	7.7	13:46
Steve Rucchin	C	33	8	8	16	-4	12	1	0	1	2	64	12.5	--
Chris Kunitz	L	35	4	12	16	-2	35	0	0	0	0	76	5.3	15:30
Bobby Ryan	R	26	10	5	15	3	4	2	0	0	1	76	13.2	18:14
Travis Moen	L	36	9	6	15	5	34	0	0	1	3	43	20.9	14:34
Nate Thompson	C	36	6	8	14	11	14	0	0	0	2	35	17.1	13:08
Adam Oates	C	21	4	9	13	2	6	3	0	0	1	18	22.2	19:15
Petr Sykora	R	21	4	9	13	3	12	1	0	2	2	58	6.9	18:39
Nick Bonino	C	24	7	5	12	4	14	3	0	2	3	45	15.6	16:24
Kyle Palmieri	C	33	7	5	12	7	22	0	0	0	1	59	11.9	11:44
Joffrey Lupul	L	16	9	2	11	9	31	1	0	1	1	62	14.5	16:43
Saku Koivu	C	26	2	9	11	-9	20	1	0	0	0	18	11.1	15:24
Mike Leclerc	L	23	2	9	11	3	12	1	0	1	2	56	3.6	--
Dmitri Mironov	D	11	1	10	11	0	10	1	0	0	0	36	2.8	--
Ruslan Salei	D	40	5	5	10	9	48	0	0	1	2	65	7.7	23:44
Sean O'Donnell	D	43	3	6	9	19	35	0	0	1	1	26	11.5	18:19
J.J. Daigneault	D	11	2	7	9	-6	16	1	0	0	1	24	8.3	--
Emerson Etem	R	23	6	2	8	5	14	0	0	0	0	44	13.6	11:49
Steve Thomas	R	21	4	4	8	2	8	2	0	1	3	40	10	15:13
Sandis Ozolinsh	D	21	2	6	8	8	10	0	0	0	1	39	5.1	23:37
Shea Theodore	D	20	2	6	8	0	4	0	0	0	0	30	6.7	16:29
Brandon Montour	D	21	0	8	8	10	10	0	0	0	0	51	0	20:28
Simon Despres	D	23	1	6	7	-1	12	0	0	0	1	21	4.8	19:45
Stanislav Chistov	R	21	4	2	6	4	8	0	0	0	1	33	12.1	13:22
Brian Bellows	L	11	2	4	6	-7	2	1	0	0	0	36	5.6	--
Ryan Whitney	D	13	1	5	6	-1	9	1	0	0	0	9	11.1	21:34
Devante Smith-Pelly	R	12	5	0	5	-1	24	2	0	0	1	26	19.2	14:42
Mathieu Perreault	C	11	2	3	5	-4	18	2	0	0	1	15	13.3	12:36
Ryan Carter	L	20	2	3	5	-3	6	1	0	0	0	24	8.3	10:04

ALL-TIME PLAYOFF STATISTICS

GOALTENDER STATS											
Player	GP	GS	W	L	SA	Svs	GA	Sv%	GAA	TOI	SO
Jean-Sebastien Giguere	52	50	33	17	1,473	1,363	110	0.925	2.08	3167:07	6
Frederik Andersen	28	28	17	9	793	726	67	0.916	2.34	1714:54	2
Jonas Hiller	26	22	12	12	827	771	56	0.932	2.29	1464:45	3
John Gibson	26	26	11	13	754	688	66	0.912	2.80	1412:27	1
Ilya Bryzgalov	16	14	9	5	413	387	26	0.937	1.68	925:50	3
Guy Hebert	13	13	4	7	379	346	33	0.913	2.67	741:19	1
Ray Emery	6	5	2	3	165	148	17	0.897	3.19	319:20	0
Jonathan Bernier	4	1	1	2	79	69	10	0.873	3.29	182:35	0
Mikhail Shtalenkov	4	2	0	3	162	152	10	0.938	2.84	211:27	0
Dan Ellis	1	1	0	1	24	20	4	0.833	5.86	40:56	0
Martin Gerber	2	0	0	0	6	5	1	0.833	3.00	20:02	0
Tom Askey	1	0	0	1	11	9	2	0.818	3.99	30:04	0
Ryan Miller	1	0	0	0	12	9	3	0.750	9.00	20:00	0

INDIVIDUAL PLAYOFF RECORDS

INDIVIDUAL

MOST GOALS

Career	37	Ryan Getzlaf, 2005-18 (125 games)
Playoff Season	10	Twice: Andy McDonald, 2007 (21 games); Corey Perry, 2015 (16 games)
Series	6	Joffrey Lupul, 2006 CSF vs. COL (4 games); Teemu Selanne, 2011 CQF vs. NSH (6 games)
Game	4	Joffrey Lupul, Game 3 of CSF, May 9, 2006 @ COL
Period	2	11 times (last: Ryan Getzlaf, second period of Game 4 of Second Round, May 3, 2017 @ EDM)

MOST ASSISTS

Career	83	Ryan Getzlaf, 2005-18 (125 games)
Playoff Season	18	Ryan Getzlaf, 2015 (16 games)
Series	8	Ryan Getzlaf (twice), 2009 CSF vs. DET (7 games); 2015 WCF vs. CHI (7 games)
Game	3	Seven times (last: Ryan Getzlaf, Game 3 of WCF, May 14, 2017 @ NSH)
Period	3	Chris Kunitz, first period of Game 1 of CSF, Apr. 25, 2007 vs. VAN

MOST POINTS

Career	120	Ryan Getzlaf (37-83=120), 2005-18 (125 games)
Playoff Season	20	Ryan Getzlaf (2-18=20), 2015 (16 games)
Series	10	Three times: Corey Perry (5-5=10), 2009 CSF vs. DET (7 games); Ryan Getzlaf (2-8=10), 2009 CSF vs. DET (7 games); Ryan Getzlaf (5-5=10), 2017 Second Round vs. EDM (7 games)
Game	4	Six times (last: Ryan Getzlaf (2-2=4), Game 4 of Second Round, May 3, 2017 @ EDM)
Period	3	Five times (last: Ryan Getzlaf, second period of Game 4 of Second Round, May 3, 2017 @ EDM)

HIGHEST PLUS/MINUS RATING

Career	+19	Sean O'Donnell, 2006-08 (43 games)
Playoff Season	+14	Todd Marchant, 2006 (16 games)
Game	+5	Corey Perry, Game 3 of First Round, Apr. 17, 2017 @ CGY

MOST GAMES

Career	125	Ryan Getzlaf, 2005-18
Playoff Season	21	16 players in 2003 & 11 players in 2007

MOST SHOTS

Career	340	Corey Perry, 2005-18 (118 games)
Playoff Season	64	Andy McDonald, 2007 (21 games); Corey Perry, 2015 (16 games)
Series	40	Paul Kariya, 1997 CQF vs. PHX (7 games)
Game	11	Paul Kariya, Game 2 of CSF, May 4, 1997 @ DET
Period	5	Three times (last: Andy McDonald, in second period of Game 4 of CQF, Apr. 27, 2006 vs. CGY)

MOST PENALTY MINUTES

Career	186	Corey Perry, 2005-18 (118 games)
Playoff Season	46	Nick Ritchie, 2017 (15 games)
Series	36	Patrick Maroon, 2014 First Round vs. DAL (6 games)
Game	20	Brad May, Game 4 of CQF, Apr. 17, 2007 @ MIN
Period	20	Brad May, third period of Game 4 of CQF on Apr. 17, 2007 @ MIN

LONGEST PLAYOFF SCORING STREAKS

Point Streak	8 gms	Ryan Getzlaf (2-12=14), Apr. 21-May 7, 2009
Goal Streak	5 gms	Matt Beleskey (5-0=5), Apr. 30-May 10, 2015
Assist Streak	8 gms	Ryan Getzlaf (2-12=14), Apr. 21-May 7, 2009

ALL-TIME HAT TRICKS

Two times		Andy McDonald (3-1=4), Game 1 of CSF, Apr. 25, 2007 vs. VAN; Joffrey Lupul (4-0=4), Game 3 of CSF, May 9, 2006 @ COL
-----------------	--	--

MOST OVERTIME GOALS

Career	4	Corey Perry, 2005-17 (114 games)
Playoff Season	3	Corey Perry, 2017 (17 games)

INDIVIDUAL PLAYOFF RECORDS

MOST GOALS - DEFENSEMEN

Playoff Season	4	Francois Beauchemin, 2007
Series.....	2	12 times (last: Shea Theodore, 2017 First Round vs. CGY)
Game.....	2	Five times (last: Shea Theodore, Game 3 of First Round, Apr. 17, 2017 @ CGY)

MOST ASSISTS - DEFENSEMEN

Playoff Season	12	Chris Pronger, 2007
Series.....	6	Dmitri Mironov, 1997 CQF vs. PHX
Game.....	2	Many times (last: Sami Vatanen, Game 6 of WCF, May 22, 2017 @ NSH)

MOST POINTS - DEFENSEMEN

Playoff Season	15	Chris Pronger, 2007
Series.....	7	J.J. Diagneault (2-5=7) and Dmitri Mirnov (1-6=7), 1997 CQF vs. PHX
Game.....	3	Three times (last: Sami Vatanen, Game 1 of the First Round, Apr. 16, 2015 vs. WPG)

MOST GOALS - ROOKIE

Playoff Season	5	Bobby Ryan, 2009
Series.....	5	Bobby Ryan, 2009 CQF vs. SJ (6 games)
Game.....	2	Four times (last: Shea Theodore, Game 3 of the First Round, Apr. 17, 2017 @ CGY)

MOST ASSISTS - ROOKIE

Playoff Season	7	Brandon Montour, 2017
Series.....	5	Dustin Penner, 2006 CSF vs. COL (4 games)
Game.....	3	Dustin Penner, Game 3 of the CSF, May 9, 2006 @ COL

MOST POINTS - ROOKIE

Playoff Season	9	Dustin Penner and Francois Beauchemin, 2006
Series.....	6	Dustin Penner, 2006 CSF vs. COL (4 games)
Game.....	3	Dustin Penner, Game 3 of the CSF, May 9, 2006 @ COL

MOST GAMES - ROOKIE

Playoff Season	21	Dustin Penner, 2007; Stanislav Chistov and Kurt Sauer, 1999
----------------------	----	---

MOST SHOTS - ROOKIE

Playoff Season	49	Bobby Ryan, 2009
Series.....	26	Bobby Ryan, 2009 CSF vs. DET (7 games)
Game.....	7	Bobby Ryan, Game 3 of the CQF, Apr. 21, 2009 vs. SJ

MOST PENALTY MINUTES - ROOKIE

Playoff Season	38	Patrick Maroon, 2014
Series.....	36	Patrick Maroon, 2014 First Round vs. DAL (6 games)
Game.....	15	Mike Brown, Game 1 of the CSF, May 1, 2009 @ DET

LONGEST PLAYOFF SCORING STREAKS - ROOKIE

Point Streak.....	3 gms	Three times: Dustin Penner (1-5=6), May 7-11, 2006; Bobby Ryan (4-0=4), Apr. 19-23, 2009; Shea Theodore (2-3=5), Apr. 13-17, 2017
Goal Streak.....	3 gms	Bobby Ryan (4-0=4), Apr. 19-23, 2009
Assist Streak.....	3 gms	Dustin Penner (1-5=6), May 7-11, 2006

MOST MINUTES PLAYED (GOALIES)

Career	3167	Jean-Sebastien Giguere, 2003-09 (52 games)
Playoff Season	1407	Jean-Sebastien Giguere, 2003 (21 games)
Series.....	498	Frederik Andersen, 2015 WCF vs. CHI (7 games)
Game.....	140:48	Jean-Sebastien Giguere, Game 1 of CSF, Apr. 24, 2003 vs. DAL (5 OT)

MOST SHUTOUTS

Career	6	Jean-Sebastien Giguere, 2003-09 (52 games)
Playoff Season	5	Jean-Sebastien Giguere, 2003 (21 games)
Series.....	3	Jean-Sebastien Giguere, 2003 WCF vs. MIN (4 games)

MOST SAVED

Career	1363	Jean-Sebastien Giguere, 2003-09 (52 games)
Playoff Season	659	Jean-Sebastien Giguere, 2003 (21 games)
Series.....	274	Jonas Hiller, 2009 CSF vs. DET (7 games)

INDIVIDUAL PLAYOFF RECORDS

Game70	Mikhail Shtalenkov, Game 4 of CSF, May 8, 1997 vs. DET (2 OT)
Period.....	.21	Mikhail Shtalenkov, second period of Game 3 of CSF, May 6, 1997 vs. DET
Overtime.....	.20	Jean-Sebastien Giguere, first OT period of Game 1 of CQF, Apr. 10, 2003 @ DET

MOST SHOTS FACED

Career1473	Jean-Sebastien Giguere, 2003-09 (52 games)
Playoff Season697	Jean-Sebastien Giguere, 2003 (21 games)
Series.....	.294	Jonas Hiller, 2009 CSF vs. DET (7 games)
Game73	Mikhail Shtalenkov, Game 4 of CSF, May 8, 1997 vs. DET (2 OT)
Period.....	.23	Mikhail Shtalenkov, second period of Game 3 of CSF, May 6, 1997 vs. DET
Overtime.....	.20	Jean-Sebastien Giguere, first OT period of Game 1 of CQF, Apr. 10, 2003 @ DET

LOWEST GOALS-AGAINST AVERAGE

Career168	Ilya Bryzgalov, 2005-07 (16 games)
Playoff Season141	Frederik Andersen, 2016 (5 games)
Series.....	.0.22	Jean-Sebastien Giguere, 2003 WCF vs. MIN (4 games)

HIGHEST SAVE PERCENTAGE

Career937	Ilya Bryzgalov, 2005-07 (16 games)
Playoff Season947	Frederik Andersen, 2016 (5 games)
Series.....	.992	Jean-Sebastien Giguere, 2003 WCF vs. MIN (4 games), stopped 122-of-123 shots

GOALTENDING STREAKS

Most consecutive games played.....	21	Jean-Sebastien Giguere, Apr. 10, 2003-June 9, 2003
Most consecutive starts	21	Jean-Sebastien Giguere, Apr. 10, 2003-June 9, 2003
Most consecutive shutouts	3	Two times: Jean-Sebastien Giguere, Game 1 of WCF on May 10, 2003 @ MIN, Game 2 of WCF on May 12, 2003 @ MIN, Game 3 of WCF on May 14, 2003 vs. MIN; Ilya Bryzgalov, Game 7 of CQF on May 3, 2006 vs. CGY, Game 1 of CSF on May 5, 2006 vs. COL, Game 2 of CSF on May 7, 2006 vs. COL
Longest winning streak	6 games	Three times: Jean-Sebastien Giguere, Apr. 10-26, 2003; Ilya Bryzgalov, May 1-11, 2006; Frederik Andersen, Apr. 16-May 3, 2015
Longest losing streak	3 games	Four times: last, Ilya Bryzgalov, May 19-23, 2006
Longest shutout sequence	249:15	Ilya Bryzgalov, Game 7 of CQF on May 3, 2006 vs. CGY through Game 2 of CSF on May 7, 2006 vs. COL, spanning five games

TEAM

MOST GOALS

Playoff Season58	2007 (21 games)
Series.....	.22	2015 WCF vs. CHI (7 games)
Game6	Six times (last: Game 3 of Second Round, Apr. 30, 2017 @ EDM)
Period.....	.4	Two times: second period of Game 1 of CSF, May 5, 2006 vs. COL; third period of Game 3 of WCF, May 23, 2006 @ EDM

MOST SHOTS

Playoff Season698	2007 (21 games)
Series.....	.272	2017 Second Round vs. EDM (7 games)
Game64	Game 5 of Second Round, May 5, 2017 vs. EDM (2 OT)
Period.....	.25	First period of Game 4 of WCF, May 25, 2006 @ EDM
Overtime Period.....	.17	First OT period of Game 4 of WCF, May 23, 2015 @ CHI

MOST PENALTY MINUTES

Playoff Season399	2007 (21 games)
Series.....	.175	2014 First Round vs. DAL (6 games)
Game61	Game 6 of Second Round, May 7, 2017 @ EDM
Period.....	.48	Third period of Game 4 of CQF, Apr. 17, 2007 @ MIN

FEWEST SHOTS

Playoff Season115	1999 (4 games)
Series.....	.108	2003 WCF vs. MIN (4 games)

INDIVIDUAL PLAYOFF RECORDS

Game	14	Game 4 of CSF, May 10, 2004 @ LA
Period.....	0	Second period of Game 4 of CSF, May 10, 2014 @ LA
Overtime Period.....	0	Four times (last: First OT Period of Game 6 of CQF, May 10, 2013 vs. DET)

EARLIEST GOALS SCORED

Earliest goal scored from the start of game	0:25	Rickard Rakell, Game 3 of Second Round, Apr. 30, 2017 @ EDM
	0:40	Jakob Silfverberg, Game 2 of First Round, Apr. 14, 2018 vs. SJ
	0:42	Corey Perry, Game 2 of CSF, May 7, 2009 vs. DET
	0:42	Petr Sykora, Game 5 of SCF, June 5, 2003 @ NJ
Earliest goal scored from the start of OT.....	0:39	Steve Thomas, Game 4 of SCF, June 2, 2003 vs. NJ
	0:45	Jakob Silfverberg, Game 4 of Second Round, May 3, 2017 @ EDM
	0:45	Matt Beleskey, Game 5 of WCF, May 25, 2015 vs. CHI

BIGGEST COMEBACK WIN

Game	Down by 3	Two times, last: Trailing by three with 3:16 left in regulation, 4-3 double OT win in Game 5 of the Second Round, May 5, 2017 vs. EDM
------------	-----------	---

MOST MULTI-GOAL COMEBACK WINS

Playoff Season	4	2017
----------------------	---	------

OPPONENTS INDIVIDUAL PLAYOFF RECORDS

MOST GOALS

Series.....	6	Three times: Keith Tkachuk, 1997 CQF vs. PHX (7 games); Johan Franzen, 2009 CSF vs. DET (7 games); Marian Gaborik, 2014 Second Round vs. LA (7 games)
Game	3	Three Times: Steve Yzerman, Game 1 of CQF, Apr. 21, 1999 @ DET; Leon Draisaitl, Game 6 of Second Round, May 7, 2017 @ EDM; Colton Scissons, Game 6 of WCF, May 22, 2017 @ NSH
Period.....	2	Seventeen times (last: Evander Kane, second period of Game 1 of First Round, April 12, 2018 vs. SJ)

MOST ASSISTS

Series.....	8	Three times: Anze Kopitar, 2014 CSF vs. LA (7 games); Duncan Keith, 2015 WCF vs. CHI (7 games); Leon Draisaitl, 2017 Second Round (7 games)
Game	3	Six times: last, Patrick Kane, Game 7 of WCF, May 30, 2015 vs. CHI
Period.....	3	Twice: Mikael Samuelsson, third period of Game 6 of WCF, May 22, 2007 vs. DET; Duncan Keith, second period of Game 6 of WCF, May 27, 2015 @ CHI

MOST POINTS

Series.....	13	Leon Draisaitl (5-8=13), 2017 Second Round vs. EDM (7 games)
Game	5	Leon Draisaitl (3-2=5), Game 6 of Second Round, May 7, 2017 @ EDM
Period.....	3	Six times (last: Leon Draisaitl (2-1=3) and Mark Letestu (2-1=3), first period of Game 6 of Second Round, May 7, 2017

MOST SHOTS

Series.....	37	Keith Tkachuk, 1997 CQF vs. PHX (7 games)
Game	13	Nicklas Lidstrom, Game 4 of CSF, May 8, 1997 vs. DET (2 OT)
Period.....	6	Nicklas Lidstrom, second period of Game 3 of CSF, May 6, 1997 vs. DET

MOST PENALTY MINUTES

Series.....	29	Dan Hinote, 2006 CSF vs. COL (4 games)
Game	27	Dan Hinote, Game 1 of CSF, May 5, 2006 vs. COL
Period.....	27	Dan Hinote, third period of Game 1 of CSF, May 5, 2006 vs. COL

MOST MINUTES PLAYED (GOALIES)

Series.....	498	Corey Crawford, 2015 WCF vs. CHI (7 games)
Game	140:48	Marty Turco, Game 1 of CSF, Apr. 24, 2003 @ DAL (5 OT)

INDIVIDUAL PLAYOFF RECORDS

MOST SHUTOUTS

Series.....	3	Martin Brodeur, 2003 SCF vs. NJ
-------------	---	---------------------------------

MOST SAVES

Series.....	251	Cam Talbot, 2017 Second Round vs. EDM (7 games)
Game.....	60	Twice: Corey Crawford, Game 2 of WCF, May 19, 2015 vs. CHI (3 OT) Cam Talbot, Game 5 of Second Round, May 5, 2017 vs. EDM (2 OT)
Period.....	22	Dwayne Roloson, first period of Game 4 of WCF, May 25, 2006 @ EDM
Overtime Period.....	17	Corey Crawford, first OT period of Game 4 of WCF, May 23, 2015 @ CHI

MOST SHOTS FACED

Series.....	272	Cam Talbot, 2017 Second Round vs. EDM (7 games)
Game.....	64	Cam Talbot, Game 5 of Second Round, May 5, 2017 vs. EDM (2 OT)
Period.....	25	Dwayne Roloson, first period of Game 4 of WCF, May 25, 2006 @ EDM
Overtime Period.....	17	Corey Crawford, first OT period of Game 4 of WCF, May 23, 2015 @ CHI

LOWEST GOALS-AGAINST-AVERAGE

Series.....	1.00	Martin Jones, 2018 First Round vs. SJ (4 games)
-------------	------	---

OPPONENTS TEAM RECORDS

MOST GOALS

Series.....	24	Twice: 2015 WCF vs. CHI (7 games); 2017 Second Round vs. EDM (7 games)
Game.....	8	Game 3 of First Round, April 16, 2018 @ SJ
Period.....	5	First period of Game 6 of Second Round, May 7, 2017 @ EDM

MOST SHOTS

Series.....	294	2009 CSF vs. DET (7 games)
Game.....	73	Game 4 of CSF, May 8, 1997 vs. DET (2 OT)
Period.....	23	Second period of Game 3 of CSF, May 6, 1997 vs. DET
Overtime Period.....	20	First OT period of Game 1 of CQF, Apr. 10, 2003 @ DET

MOST PENALTY MINUTES

Series.....	153	2014 First Round vs. DAL (6 games)
Game.....	64	Game 5 of First Round, Apr. 25, 2014 vs. DAL
Period.....	33	Third period of Game 5 of First Round, Apr. 25, 2014 vs. DAL

FEWEST SHOTS

Series.....	101	2007 SCF vs. OTT (5 games)
Game.....	13	Game 5 of SCF, June 6, 2007 vs. OTT
Period.....	2	First period of Game 4 of WCF, May 18, 2017 @ NSH
Overtime Period.....	0	Eight times: last, Game 5 of Second Round (2nd OT), May 5, 2017 vs. EDM

TWO-TEAM SINGLE-GAME HIGHS & LOWS

MOST GOALS

Game.....	9	Fourteen times: last, Game 3 of 1st Rd., ANA (1) @ SJ (8), Apr. 16, 2018
Period.....	8	Third period of Game 4 of WCF, ANA (4) @ EDM (4), May 23, 2006

MOST SHOTS

Game.....	122	Game 2 of CSF, ANA (51) vs. DET (71), May 4, 1997 (3 OT)
Period.....	35	Second period of Game 3 of First Round, ANA (19) @ SJ (16), Apr. 16, 2018
Overtime Period.....	28	Second OT period of Game 2 of WCF, May 19, 2015 vs. CHI

MOST PENALTY MINUTES

Game.....	121	Game 5 of First Round, DAL (64) vs. ANA (57), Apr. 25, 2014
Period.....	78	Third period of Game 6 of Second Round, ANA (46) @ EDM (32), May 7, 2017

FEWEST GOALS

Game.....	1	Four times: Game 4 of CSF, ANA (1) vs. DAL (0), Apr. 30, 2003; Game 1 of WCF, ANA (1) @ MIN (0), May 10, 2003 (2 OT); Game 4 of SCF, ANA (1) vs. NJ (0), June 2, 2003 (OT); Game 2 of SCF, ANA (1) vs. OTT (0), May 30, 2007
-----------	---	--

INDIVIDUAL PLAYOFF RECORDS

FEWEST SHOTS

Game.....	31	Game 5 of SCF, ANA (18) vs. OTT (13), June 6, 2007
Period.....	8	Two times: second period of Game 2 of SCF, ANA (2) @ NJ (6), May 29, 2003; first period of Game 5 of SCF, ANA (5) vs. OTT (3), June 6, 2007
Overtime Period.....	1	Six times (last, first OT period of Game 4 of Second Round, ANA (1) @ EDM (0), May 3, 2017)

FEWEST POWER PLAY OPPORTUNITIES

Game.....	2	Game 7 of Second Round, ANA (0-1) vs. EDM (0-1), May 10, 2017
-----------	---	---

FEWEST PENALTY MINUTES

Game.....	4	Game 7 of Second Round, ANA (2) vs. EDM (2), May 10, 2017
-----------	---	---

OPPONENTS

OPPONENTS

Franchise	Overall								Home						Road					
	GP	W	L	T	OT	GF	GA	PTS.	GP	W	L	T	OT		GP	W	L	T	OT	
Boston	41	21	13	2	5	115	110	49	20	10	6	2	2		21	11	7	0	3	
Buffalo	44	18	20	3	3	109	126	42	22	9	11	0	2		22	9	9	3	1	
Calgary	120	62	47	7	4	348	338	135	60	39	13	6	2		60	23	34	1	2	
Carolina	44	25	16	2	1	123	122	53	22	13	8	1	0		22	12	8	1	1	
Chicago	104	52	40	5	7	263	264	116	50	27	17	3	3		54	25	23	2	4	
Colorado	108	48	44	7	9	291	303	112	54	25	21	3	5		54	23	23	4	4	
Columbus	65	34	22	1	8	189	177	77	33	18	10	1	4		32	16	12	0	4	
Dallas	133	48	72	5	8	304	390	109	66	32	29	3	2		67	16	43	2	6	
Detroit	93	31	48	7	7	220	278	76	47	23	19	4	1		46	8	29	3	6	
Edmonton	118	61	45	2	10	316	309	134	60	33	22	2	3		58	28	23	0	7	
Florida	41	16	18	3	4	106	127	39	21	9	11	1	0		20	7	7	2	4	
Los Angeles	159	74	58	11	16	451	442	175	81	42	23	7	9		78	32	35	4	7	
Minnesota	82	36	31	2	13	191	214	87	42	20	17	0	5		40	16	14	2	8	
Montreal	39	20	14	2	3	123	115	45	19	12	5	0	2		20	8	9	2	1	
Nashville	82	42	30	2	8	223	218	94	41	28	9	0	4		41	14	21	2	4	
New Jersey	42	18	19	1	4	106	117	41	22	12	8	1	1		20	6	11	0	3	
NY Islanders	42	17	17	4	4	111	125	42	22	9	7	3	3		20	8	10	1	1	
NY Rangers	43	20	15	1	7	123	129	48	21	13	5	0	3		22	7	10	1	4	
Ottawa	41	22	12	3	4	100	94	51	21	12	5	2	2		20	10	7	1	2	
Philadelphia	42	20	13	5	4	127	128	49	22	10	6	2	4		20	10	7	3	0	
Pittsburgh	42	15	23	2	2	118	138	34	20	10	9	0	1		22	5	14	2	1	
San Jose	159	75	68	4	12	423	456	166	80	37	34	2	7		79	38	34	2	5	
Seattle	7	3	4	0	0	26	27	6	4	2	2	0	0		3	1	2	0	0	
St. Louis	110	49	50	5	6	299	337	109	54	26	25	2	1		56	23	25	3	5	
Tampa Bay	42	19	19	1	3	105	111	42	21	10	9	1	1		21	9	10	0	2	
Toronto	50	14	27	5	4	124	169	37	23	10	11	1	1		27	4	16	4	3	
Vancouver	120	56	43	9	12	343	334	133	59	26	19	7	7		61	30	24	2	5	
Vegas	27	5	17	0	5	57	105	15	13	3	8	0	2		14	2	9	0	3	
Washington	43	21	14	1	7	131	118	50	21	10	7	1	3		22	11	7	0	4	
Winnipeg	41	19	17	0	5	120	127	43	21	10	9	0	2		20	9	8	0	3	

BOSTON BRUINS

ALL-TIME SERIES SUMMARY

Season	Series Results	GF	GA	SF	SA	Power Play	Penalty Killing
1993-94	0-1-1 (0-0-1 in ANA)	4 (2.0)	6 (3.0)	35 (17.5)	79 (39.5)	0-9 (0.0)	8-9 (88.8)
1994-95	Did not play						
1995-96	1-1-0 (1-0-0 in ANA)	6 (3.0)	10 (5.0)	51 (25.5)	67 (33.5)	0-6 (0.0)	5-6 (83.3)
1996-97	1-1-0 (0-1-0 in ANA)	6 (3.0)	7 (3.5)	52 (26.0)	75 (37.5)	1-7 (14.3)	9-9 (100.0)
1997-98	1-1-0 (0-1-0 in ANA)	3 (1.5)	3 (1.5)	49 (24.5)	60 (30.0)	1-6 (16.7)	10-10 (100.0)
1998-99	1-1-0 (1-0-0 in ANA)	4 (2.0)	2 (1.0)	60 (30.0)	52 (26.0)	3-7 (42.9)	7-8 (87.5)
1999-00	1-1-0-0 (0-1-0-0 in ANA)	6 (3.0)	5 (2.5)	56 (28.0)	50 (25.0)	2-7 (28.6)	9-10 (90.0)
2000-01	0-0-0-1 (0-0-0-1 in ANA)	2 (3.0)	3 (2.0)	30 (30.0)	28 (28.0)	1-7 (14.3)	5-8 (62.5)
2001-02	0-1-1-0 (0-0-1-0 in ANA)	4 (2.0)	6 (3.0)	54 (27.0)	78 (39.0)	1-12 (08.3)	4-6 (66.7)
2002-03	1-0-0-0 (0-0-0-0 in ANA)	4 (4.0)	1 (1.0)	23 (23.0)	27 (27.0)	2-6 (33.3)	7-7 (100.0)
2003-04	0-0-0-1 (0-0-0-1 in ANA)	3 (3.0)	4 (4.0)	29 (29.0)	30 (30.0)	1-3 (33.3)	0-1 (0.0)
2005-06	0-0-1 (0-0-0 in ANA)	3 (3.0)	4 (4.0)	28 (28.0)	24 (24.0)	2-9 (22.2)	4-4 (100.0)
2006-07	Did not play						
2007-08	1-0-0 (1-0-0 in ANA)	2 (2.0)	1 (1.0)	30 (30.0)	19 (19.0)	0-3 (0.0)	3-3 (100.0)
2008-09	0-1-0 (0-0-0 in ANA)	0 (0.0)	6 (6.0)	35 (35.0)	27 (27.0)	0-3 (0.0)	2-4 (50.0)
2009-10	2-0-0 (1-0-0 in ANA)	10 (5.0)	4 (2.0)	62 (31.0)	64 (32.0)	3-6 (50.0)	8-8 (100.0)
2010-11	1-0-0 (0-0-0 in ANA)	3 (3.0)	0 (0.0)	25 (25.0)	45 (45.0)	0-1 (0.0)	2-2 (100.0)
2011-12	0-1-0 (0-1-0 in ANA)	2 (2.0)	3 (3.0)	27 (27.0)	25 (25.0)	1-3 (33.3)	2-2 (100.0)
2012-13	Did not play						
2013-14	1-0-1 (1-0-0 in ANA)	7 (3.5)	4 (2.0)	43 (21.5)	55 (27.5)	3-7 (42.9)	4-5 (80.0)
2014-15	2-0-0 (1-0-0 in ANA)	6 (3.0)	4 (2.0)	60 (30.0)	63 (31.5)	0-5 (0.0)	5-7 (71.4)
2015-16	2-0-0 (1-0-0 in ANA)	10 (5.0)	2 (1.0)	65 (32.5)	72 (36.0)	1-6 (16.7)	6-6 (100.0)
2016-17	2-0-0 (1-0-0 in ANA)	9 (4.5)	6 (3.0)	52 (26.0)	63 (31.5)	0-6 (0.0)	8-9 (88.9)
2017-18	2-0-0 (1-0-0 in ANA)	7 (3.5)	3 (1.5)	54 (27.0)	73 (36.5)	1-2 (50.0)	6-6 (100.0)
2018-19	0-2-0 (0-1-0 in ANA)	1 (0.5)	6 (3.0)	55 (27.5)	60 (30.0)	0-7 (0.0)	5-8 (62.5)
2019-20	0-1-0 (0-0-0 in ANA)	2 (2.0)	4 (4.0)	32 (32.0)	23 (23.0)	0-4 (0.0)	1-3 (33.3)
2020-21	Did not play						
2021-22	2-0-0 (1-0-0 in ANA)	9 (4.5)	6 (3.0)	55 (27.5)	60 (30.0)	3-6 (50.0)	2-3 (66.7)
2022-23	0-1-1 (0-1-0 in ANA)	2 (1.0)	8 (4.0)	60 (30.0)	78 (39.0)	0-6 (0.0)	6-7 (85.7)
2023-24	1-1-0 (0-1-0 in ANA)	5 (2.5)	6 (3.0)	63 (31.5)	56 (28.0)	0-8 (0.0)	7-8 (87.5)
Totals	22-14-7 (10-7-4 in ANA)	120 (2.8)	115 (2.7)	1185 (27.5)	1353 (31.5)	26-152 (171)	128-151 (87.5)

ALL-TIME SERIES FAST FACTS

	Overall	@ Anaheim	@ Boston
All-Time Series:	22-14-7	10-7-4	12-7-3
Current Streak:	One Anaheim win	Two Boston wins	One Anaheim win
Last Win by Anaheim:	Oct. 26, 2023 (4-3 OT)	Mar. 1, 2022 (4-3)	Oct. 26, 2023 (4-3 OT)
Last Win by Boston:	Oct. 22, 2023 (3-1)	Oct. 22, 2023 (3-1)	Oct. 20, 2022 (2-1 SO)
Last 10 games:	4-5-1	6-3-0	6-2-2
Overtime Record:	3-0-7	1-0-4	2-0-3
Longest Winning Streak:	Nine games Jan. 4, 2014-Jan. 30, 2018	Five games Jan. 4, 2014-Nov. 11, 2017	Four games Mar. 26, 2015-Jan. 30, 2018
Longest Losing Streak:	Three games Dec. 20, 2018-Oct. 14, 2019	Two games Oct. 20, 1996-Oct. 13, 1997	Two games, three times Last: Dec. 20, 2018-Oct. 14, 2019
Last Shutout by Anaheim:	Mar. 18, 2016 (4-0)	Mar. 18, 2016 (4-0)	Dec. 20, 2010 (3-0)
Last Shutout by Boston:	Feb. 15, 2019 (3-0)	Feb. 15, 2019 (3-0)	Feb. 26, 2009 (6-0)
Biggest Anaheim win:	Oct. 8, 2009 (6-1)	Mar. 18, 2016 (4-0)	Oct. 8, 2009 (6-1)
Biggest Boston win:	Two wins by six goals	Jan. 8, 2023 (7-1)	Feb. 26, 2009 (6-0)

BUFFALO SABRES

ALL-TIME SERIES SUMMARY

Season	Series Results	GF	GA	SF	SA	Power Play	Penalty Killing
1993-94	0-2-0 (0-1-0 in ANA)	2 (1.0)	7 (3.5)	45 (22.5)	41 (20.5)	1-7 (14.3)	11-12 (91.7)
1994-95	Did not play						
1995-96	2-0-0 (1-0-0 in ANA)	7 (3.5)	3 (1.5)	81 (40.5)	62 (31.0)	3-12 (25.0)	13-13 (100.0)
1996-97	1-0-1 (1-0-0 in ANA)	6 (3.0)	3 (1.5)	92 (46.0)	44 (22.0)	1-10 (10.0)	10-12 (83.3)
1997-98	0-2-0 (0-1-0 in ANA)	2 (1.0)	7 (3.5)	61 (30.5)	54 (27.0)	0-7 (0.0)	8-10 (80.0)
1998-99	1-1-0 (0-1-0 in ANA)	9 (4.5)	5 (2.5)	56 (28.0)	52 (26.0)	2-6 (33.3)	7-9 (77.8)
1999-00	0-1-1-0 (0-1-0-0 in ANA)	2 (1.0)	7 (3.5)	48 (24.0)	72 (36.0)	2-9 (22.2)	8-9 (88.9)
2000-01	0-1-1-0 (0-1-0-0 in ANA)	2 (1.0)	6 (3.0)	40 (20.0)	62 (31.0)	0-5 (0.0)	8-8 (100.0)
2001-02	0-1-0-0 (0-1-0-0 in ANA)	1 (1.0)	3 (3.0)	17 (17.0)	18 (18.0)	1-4 (25.0)	3-4 (75.0)
2002-03	0-1-0-0 (0-0-0-0 in ANA)	0 (0.0)	4 (4.0)	22 (22.0)	36 (36.0)	0-5 (0.0)	4-5 (80.0)
2003-04	0-2-0-0 (0-1-0-0 in ANA)	4 (2.0)	10 (5.0)	62 (31.0)	70 (35.0)	2-5 (40.0)	4-6 (66.6)
2005-06	0-0-1 (0-0-0 in ANA)	2 (2.0)	3 (3.0)	30 (30.0)	31 (31.0)	0-4 (0.0)	1-2 (50.0)
2006-07	Did not play						
2007-08	1-0-0 (1-0-0 in ANA)	4 (4.0)	1 (1.0)	33 (33.0)	23 (23.0)	2-3 (66.7)	4-4 (100.0)
2008-09	2-0-0 (1-0-0 in ANA)	6 (3.0)	4 (2.0)	59 (29.5)	59 (29.5)	2-6 (33.3)	5-6 (83.3)
2009-10	1-0-0 (1-0-0 in ANA)	5 (5.0)	4 (4.0)	30 (30.0)	45 (45.0)	1-3 (33.3)	3-4 (75.0)
2010-11	0-1-0 (0-0-0 in ANA)	2 (2.0)	5 (5.0)	23 (23.0)	42 (42.0)	2-4 (50.0)	3-5 (60.0)
2011-12	0-2-0 (0-1-0 in ANA)	1 (0.5)	6 (3.0)	73 (36.5)	49 (24.5)	0-7 (0.0)	6-9 (66.7)
2012-13	Did not play						
2013-14	2-0-0 (1-0-0 in ANA)	12 (6.0)	5 (2.5)	75 (37.5)	44 (22.0)	2-5 (40.0)	3-4 (75.0)
2014-15	2-0-0 (1-0-0 in ANA)	9 (4.5)	2 (1.0)	78 (39.0)	35 (17.5)	1-10 (10.0)	5-5 (100.0)
2015-16	1-1-0 (1-0-0 in ANA)	1 (0.5)	3 (1.5)	73 (36.5)	48 (24.0)	1-6 (16.7)	7-7 (100.0)
2016-17	1-0-1 (0-0-1 in ANA)	6 (3.0)	3 (1.5)	84 (42.0)	57 (28.5)	1-4 (25.0)	2-3 (66.7)
2017-18	1-1-0 (0-1-0 in ANA)	5 (2.5)	6 (3.0)	59 (29.5)	64 (32.0)	1-7 (14.3)	4-5 (80.0)
2018-19	0-2-0 (0-1-0 in ANA)	2 (1.0)	7 (3.5)	68 (34.0)	78 (39.0)	0-5 (0.0)	5-8 (62.5)
2019-20	2-0-0 (1-0-0 in ANA)	8 (4.0)	4 (2.0)	59 (29.5)	66 (33.0)	1-5 (20.0)	7-9 (77.8)
2020-21	Did not play						
2021-22	1-0-1 (0-0-1 in ANA)	5 (2.5)	4 (2.0)	60 (30.0)	54 (27.0)	0-2 (0.0)	4-5 (80.0)
2022-23	0-1-0 (0-0-0 in ANA)	3 (3.0)	6 (6.0)	37 (37.0)	39 (39.0)	0-1 (0.0)	1-2 (50.0)
2023-24	2-0-0 (1-0-0 in ANA)	8 (4.0)	5 (2.5)	60 (30.0)	67 (33.5)	1-5 (20.0)	3-5 (60.0)
Totals	20-20-6 (10-11-2 in ANA)	117 (2.5)	130 (2.8)	1437 (31.2)	1356 (29.5)	27-149 (18.1)	143-176 (81.2)

ALL-TIME SERIES FAST FACTS

	Overall	@ Anaheim	@ Buffalo
All-Time Series:	20-20-6	10-11-2	10-9-4*
Current Streak:	Two Anaheim wins	One Anaheim win	One Anaheim win
Last Win by Anaheim:	Feb. 19, 2024 (4-3)	Jan. 23, 2024 (4-2)	Feb. 19, 2024 (4-3)
Last Win by Buffalo:	Jan. 21, 2023 (6-3)	Oct. 28, 2021 (4-3 OT)	Jan. 21, 2023 (6-3)
Last 10 games:	5-4-1	5-3-2	7-3-0*
Overtime Record:	2-0-6	1-0-2	1-0-4
Longest Winning Streak:	Four games, two times Last: Nov. 2, 2013-Oct. 22, 2014	Three games, two times Last: Nov. 8, 2013-Feb. 24, 2016	Two games, three times Last: Feb. 9, 2020-Dec. 7, 2021
Longest Losing Streak:	Five games Jan. 16, 2002-Dec. 8, 2005	Six games Jan. 7, 1998-Oct. 24, 2003	Three games Dec. 4, 2002-Dec. 8, 2005
Last Shutout by Anaheim:	Dec. 7, 2021 (2-0)	Feb. 24, 2016 (1-0)	Dec. 7, 2021 (2-0)
Last Shutout by Buffalo:	Dec. 22, 2018 (3-0)	Feb. 29, 2012 (2-0)	Dec. 22, 2018 (3-0)
Biggest Anaheim win:	Jan. 1, 1999 (7-2)	Nov. 8, 2013 (6-2)	Jan. 1, 1999 (7-2)
Biggest Buffalo win:	Jan. 17, 2000 (5-0)	Jan. 17, 2000 (5-0)	Two wins by four goals

*Road game played at Hartwall Areena, Helsinki, Finland

CALGARY FLAMES

ALL-TIME SERIES SUMMARY

Season	Series Results	GF	GA	SF	SA	Power Play	Penalty Killing
1993-94	1-4-1 (0-2-1 in ANA)	12 (2.0)	19 (3.2)	160 (26.7)	197 (32.8)	3-28 (10.7)	19-22 (86.4)
1994-95	3-2-0 (2-1-0 in ANA)	15 (3.0)	13 (2.6)	136 (27.2)	157 (31.4)	2-28 (7.1)	17-20 (85.0)
1995-96	3-2-0 (1-1-0 in ANA)	16 (3.2)	12 (2.4)	129 (25.8)	160 (32.0)	6-30 (20.0)	24-28 (85.7)
1996-97	1-4-1 (1-1-1 in ANA)	14 (2.3)	17 (2.8)	166 (28.5)	195 (31.7)	2-24 (8.3)	15-22 (68.2)
1997-98	2-2-1 (1-1-1 in ANA)	16 (3.2)	15 (3.0)	132 (26.4)	168 (33.6)	3-24 (12.5)	14-18 (77.8)
1998-99	2-2-0 (1-1-0 in ANA)	10 (2.5)	9 (2.3)	124 (31.0)	111 (27.8)	4-17 (23.5)	17-19 (89.5)
1999-00	2-2-0-0 (2-0-0-0 in ANA)	10 (2.5)	13 (3.3)	120 (30.0)	113 (28.3)	4-22 (18.2)	11-17 (64.7)
2000-01	2-0-2-0 (1-0-1-0 in ANA)	18 (4.5)	11 (2.8)	108 (27.0)	106 (26.5)	8-20 (40.0)	16-19 (84.2)
2001-02	2-1-1-0 (1-0-1-0 in ANA)	11 (2.8)	7 (1.8)	112 (28.0)	93 (23.25)	4-22 (18.2)	12-13 (92.3)
2002-03	2-1-1-0 (1-0-1-0 in ANA)	11 (2.8)	11 (2.8)	109 (27.3)	129 (32.3)	2-16 (12.5)	13-17 (76.5)
2003-04	1-3-0-0 (1-1-0-0 in ANA)	8 (2.0)	14 (3.5)	113 (28.3)	96 (24.0)	4-18 (22.2)	15-21 (71.4)
2005-06	2-2-0 (2-0-0 in ANA)	9 (2.3)	10 (2.5)	129 (32.3)	107 (26.8)	7-29 (24.1)	16-22 (72.7)
2006-07	2-2-0 (2-0-0 in ANA)	11 (2.8)	10 (2.5)	141 (35.3)	90 (22.5)	4-18 (22.2)	15-17 (88.2)
2007-08	3-1-0 (2-0-0 in ANA)	14 (3.5)	9 (2.3)	119 (29.8)	122 (30.5)	7-18 (38.9)	16-20 (80.0)
2008-09	3-1-0 (2-0-0 in ANA)	11 (2.8)	9 (2.3)	135 (33.8)	118 (29.5)	1-9 (11.1)	16-18 (88.9)
2009-10	2-2-0 (2-0-0 in ANA)	9 (2.3)	12 (3.0)	107 (26.8)	146 (36.5)	1-8 (12.5)	10-11 (90.9)
2010-11	4-0-0 (2-0-0 in ANA)	16 (4.0)	12 (3.0)	110 (27.5)	130 (32.5)	5-15 (33.3)	17-20 (85.0)
2011-12	2-1-1 (2-0-0 in ANA)	7 (1.8)	10 (2.5)	119 (29.8)	97 (24.3)	1-15 (6.7)	12-14 (85.7)
2012-13	2-1-0 (1-0-0 in ANA)	10 (3.3)	7 (2.3)	81 (27.0)	85 (28.3)	0-4 (0.0)	6-8 (75.0)
2013-14	3-1-0 (2-0-0 in ANA)	13 (3.3)	13 (3.3)	120 (30.0)	115 (28.8)	2-10 (20.0)	8-9 (88.9)
2014-15	3-1-1 (2-0-0 in ANA)	21 (4.2)	17 (3.4)	153 (30.6)	137 (27.4)	3-9 (33.3)	20-23 (87.0)
2015-16	5-0-0 (3-0-0 in ANA)	25 (5.0)	12 (2.4)	141 (28.2)	126 (25.2)	8-14 (57.1)	14-18 (77.7)
2016-17	4-1-0 (2-0-0 in ANA)	17 (3.4)	14 (2.8)	133 (26.6)	131 (3.9)	6-20 (30.0)	13-17 (76.5)
2017-18	2-2-0 (1-1-0 in ANA)	8 (2.0)	6 (1.5)	129 (32.3)	112 (28.0)	1-15 (6.7)	12-13 (92.3)
2018-19	2-2-0 (2-0-0 in ANA)	8 (2.0)	11 (2.8)	104 (26.0)	130 (32.5)	0-8 (0.0)	10-12 (83.3)
2019-20	0-3-0 (0-2-0 in ANA)	5 (1.7)	14 (4.7)	104 (34.7)	104 (34.7)	0-9 (0.0)	6-6 (100.0)
2020-21	Did not play						
2021-22	1-2-1 (0-1-1 in ANA)	10 (2.5)	15 (3.8)	117 (29.3)	150 (37.5)	3-13 (23.1)	8-10 (80.0)
2022-23	1-2-1 (0-1-1 in ANA)	10 (2.5)	14 (3.5)	83 (20.8)	166 (41.5)	3-9 (33.3)	9-13 (69.2)
2023-24	1-2-0 (0-2-0 in ANA)	8 (2.7)	12 (4.0)	76 (25.3)	95 (31.7)	1-7 (14.2)	14-14 (100.0)
Totals	63-49-11 (39-15-8 in ANA)	353 (2.9)	348 (2.8)	3510 (28.5)	3686 (30.0)	95-479 (19.8)	391-481 (81.2)

ALL-TIME SERIES FAST FACTS

	Overall	@ Anaheim	@ Calgary
All-Time Series:	63-49-11	39-15-8	24-34-3
Current Streak:	One Calgary win	Eight Calgary wins	One Anaheim win
Last Win by Anaheim:	Apr. 4, 2024 (3-1)	Apr. 3, 2019 (3-1)	Apr. 4, 2024 (3-1)
Last Win by Calgary:	Apr. 12, 2024 (6-3)	Apr. 12, 2024 (6-3)	Apr. 2, 2023 (5-4)
Last 10 games:	2-6-2	2-6-2	4-6-0
Overtime Record:	10-0-11	7-0-8	3-0-3
Longest Winning Streak:	Six games, two times Last: Nov. 24, 2015-Nov. 6, 2016	25 games Apr. 4, 2004-Apr. 4, 2017	Three games Mar. 15, 1995-Jan. 5, 1996
Longest Losing Streak:	Five games Feb. 2, 1994-Feb. 26, 1995	Seven games Oct. 20, 2019-present	Six games Feb. 1, 2004-Jan. 19, 2007
Last Shutout by Anaheim:	Mar. 21, 2018 (4-0)	Mar. 3, 2013 (4-0)	Mar. 21, 2018 (4-0)
Last Shutout by Calgary:	Dec. 21, 2020 (3-0)	Dec. 21, 2020 (3-0)	Jan. 12, 2012 (1-0)
Biggest Anaheim win:	Dec. 20, 1996 (7-0)	Dec. 20, 1996 (7-0)	Feb. 9, 1995 (5-0)
Biggest Calgary win:	Feb. 13, 2020 (6-0)	Feb. 13, 2020 (6-0)	Four wins by five goals

CAROLINA HURRICANES

ALL-TIME SERIES SUMMARY

Season	Series Results	GF	GA	SF	SA	Power Play	Penalty Killing
1993-94	2-0-0 (1-0-0 in ANA)	9 (4.5)	5 (2.5)	72 (36.0)	67 (33.5)	1-8 (12.5)	10-11 (90.9)
1994-95	Did not play						
1995-96	0-2-0 (0-1-0 in ANA)	5 (2.5)	7 (3.5)	61 (30.5)	59 (29.5)	2-17 (11.8)	14-15 (93.3)
1996-97	1-1-0 (1-0-0 in ANA)	7 (3.5)	7 (3.5)	67 (33.5)	74 (37.0)	1-5 (20.0)	4-7 (57.1)
1997-98	0-2-0 (0-1-0 in ANA)	2 (1.0)	5 (2.5)	48 (24.0)	58 (29.0)	0-8 (0.0)	12-12 (100.0)
1998-99	1-1-0 (1-0-0 in ANA)	6 (3.0)	7 (3.5)	72 (36.0)	65 (32.5)	1-8 (12.5)	6-7 (85.7)
1999-00	0-0-1-0 (0-0-0-0 in ANA)	4 (4.0)	4 (4.0)	26 (26.0)	43 (43.0)	1-2 (50.0)	5-5 (100.0)
2000-01	0-1-1-0 (0-0-1-0 in ANA)	2 (1.0)	6 (3.0)	61 (30.5)	48 (24.0)	0-10 (0.0)	9-12 (75.0)
2001-02	0-1-0-0 (0-1-0-0 in ANA)	1 (1.0)	4 (4.0)	20 (20.0)	28 (28.0)	0-5 (0.0)	5-5 (100.0)
2002-03	2-0-0-0 (1-0-0-0 in ANA)	6 (3.0)	1 (0.5)	44 (22.0)	57 (28.5)	1-8 (12.5)	9-9 (100.0)
2003-04	2-0-0-0 (1-0-0-0 in ANA)	6 (3.0)	3 (1.5)	74 (37.0)	42 (21.0)	2-11 (18.2)	7-8 (87.5)
2005-06	0-1-0 (0-1-0 in ANA)	2 (2.0)	6 (6.0)	37 (37.0)	31 (31.0)	0-4 (0.0)	4-5 (80.0)
2006-07	0-1-0 (0-0-0 in ANA)	2 (2.0)	4 (4.0)	27 (27.0)	27 (27.0)	1-6 (16.7)	3-6 (50.0)
2007-08	Did not play						
2008-09	1-1-0 (0-1-0 in ANA)	5 (2.5)	4 (2.0)	60 (30.0)	61 (30.5)	1-8 (12.5)	8-8 (100.0)
2009-10	1-0-0 (1-0-0 in ANA)	3 (3.0)	2 (2.0)	33 (33.0)	30 (30.0)	1-2 (50.0)	3-3 (100.0)
2010-11	0-1-0 (0-0-0 in ANA)	2 (2.0)	4 (4.0)	45 (45.0)	32 (32.0)	1-7 (14.3)	1-3 (33.3)
2011-12	2-0-0 (1-0-0 in ANA)	5 (2.5)	4 (2.0)	71 (35.5)	65 (32.5)	1-6 (16.7)	3-4 (75.0)
2012-13	Did not play						
2013-14	1-0-1 (1-0-0 in ANA)	7 (3.5)	5 (2.5)	64 (32.0)	75 (37.5)	1-6 (16.7)	8-9 (88.9)
2014-15	2-0-0 (1-0-0 in ANA)	7 (3.5)	5 (2.5)	48 (24.0)	68 (34.0)	1-5 (20.0)	6-7 (85.7)
2015-16	1-1-0 (0-1-0 in ANA)	5 (2.5)	6 (3.0)	52 (26.0)	49 (24.5)	0-1 (0.0)	5-6 (83.3)
2016-17	2-0-0 (1-0-0 in ANA)	9 (4.5)	7 (3.5)	65 (32.5)	64 (32.0)	0-6 (0.0)	6-7 (85.7)
2017-18	2-0-0 (1-0-0 in ANA)	6 (3.0)	5 (2.5)	48 (24.0)	67 (33.5)	0-2 (0.0)	5-6 (83.3)
2018-19	1-1-0 (0-1-0 in ANA)	3 (1.5)	5 (2.5)	48 (24.0)	70 (35.0)	0-8 (0.0)	10-10 (100.0)
2019-20	2-0-0 (1-0-0 in ANA)	6 (3.0)	3 (1.5)	57 (28.5)	66 (25.0)	0-3 (0.0)	4-5 (80.0)
2020-21	Did not play						
2021-22	0-2-0 (0-1-0 in ANA)	3 (1.5)	7 (3.5)	57 (28.5)	54 (37.0)	0-5 (0.0)	3-3 (100.0)
2022-23	2-0-0 (1-0-0 in ANA)	7 (3.5)	5 (2.5)	46 (23.0)	90 (45.0)	0-5 (0.0)	6-6 (100.0)
2023-24	1-1-0 (1-0-0 in ANA)	9 (4.5)	9 (4.5)	41 (20.5)	69 (34.5)	1-7 (14.3)	6-9 (66.7)
Totals	26-17-3 (14-8-1 in ANA)	129 (2.8)	130 (2.8)	1344 (29.2)	1463 (31.8)	17-163 (10.4)	162-188 (86.2)

ALL-TIME SERIES FAST FACTS

	Overall	@ Anaheim	@ Carolina/Hartford
All-Time Series:	26-17-3	14-8-1	12-9-2
Current Streak:	One Carolina win	Two Anaheim wins	One Carolina win
Last Win by Anaheim:	Oct. 15, 2023 (6-3)	Oct. 15, 2023 (6-3)	Feb. 25, 2023 (3-2)
Last Win by Carolina:	Jan. 11, 2024 (6-3)	Nov. 18, 2021 (2-1)	Jan. 11, 2024 (6-3)
Last 10 games:	6-4-0	7-3-0	7-2-1
Overtime Record:	9-0-3	5-0-1	4-0-2
Longest Winning Streak:	Five games Last: Nov. 10, 2016-Nov. 30, 2018	Four games Nov. 25, 2009-Feb. 3, 2015	Five games Feb. 12, 2015-Jan. 17, 2020
Longest Losing Streak:	Three games, two times Last: Dec. 6, 2005-Oct. 19, 2008	Two games Dec. 6, 2005-Oct. 19, 2008	Five games Oct. 11, 1995-Jan. 14, 2001
Last Shutout by Anaheim:	Feb. 23, 2003 (4-0)	None	Feb. 23, 2003 (4-0)
Last Shutout by Carolina:	Jan. 14, 2001 (4-0)	None	Jan. 14, 2001 (4-0)
Biggest Anaheim win:	Feb. 23, 2003 (4-0)	Three wins by three goals	Feb. 23, 2003 (4-0)
Biggest Carolina win:	Three wins by four goals	Two wins by four goals	Jan. 14, 2001 (4-0)

CHICAGO BLACKHAWKS

ALL-TIME SERIES SUMMARY

Season	Series Results	GF	GA	SF	SA	Power Play	Penalty Killing
1993-94	1-4-0 (0-2-0 in ANA)	10 (0.7)	13 (2.6)	129 (25.8)	146 (29.2)	2-20 (10.0)	14-16 (87.5)
1994-95	1-3-0 (1-1-0 in ANA)	5 (1.3)	12 (3.0)	84 (21.0)	126 (31.5)	0-19 (0.0)	12-16 (75.0)
1995-96	0-3-1 (0-2-0 in ANA)	7 (1.8)	14 (3.5)	81 (20.3)	138 (34.5)	3-23 (13.0)	17-22 (77.3)
1996-97	3-0-1 (1-0-1 in ANA)	11 (2.8)	6 (1.5)	104 (26.0)	111 (27.8)	4-17 (23.5)	13-15 (86.7)
1997-98	2-2-0 (1-1-0 in ANA)	7 (1.8)	11 (2.8)	113 (28.3)	129 (32.3)	0-24 (0.0)	15-18 (83.3)
1998-99	3-1-0 (2-0-0 in ANA)	13 (3.3)	8 (2.0)	102 (25.5)	106 (26.5)	3-17 (17.6)	18-21 (85.7)
1999-00	3-1-1-0 (2-0-0-0 in ANA)	17 (3.4)	15 (3.0)	139 (27.8)	130 (26.0)	5-20 (25.0)	16-19 (84.2)
2000-01	2-2-0-0 (1-1-0-0 in ANA)	11 (2.8)	9 (2.3)	86 (21.5)	137 (34.3)	3-10 (30.0)	17-19 (89.4)
2001-02	1-2-1-0 (1-0-1-0 in ANA)	8 (2.0)	7 (1.8)	110 (27.5)	129 (32.3)	2-19 (10.5)	11-13 (84.6)
2002-03	4-0-0-0 (2-0-0-0 in ANA)	16 (4.0)	10 (2.5)	112 (28.0)	128 (32.0)	4-15 (26.6)	12-12 (100.0)
2003-04	2-1-1-0 (1-0-1-0 in ANA)	11 (2.8)	9 (2.3)	123 (30.1)	124 (31.0)	3-17 (17.6)	17-20 (85.0)
2005-06	4-0-0 (2-0-0 in ANA)	14 (3.5)	6 (1.5)	111 (27.8)	121 (30.3)	3-30 (10.0)	23-24 (95.8)
2006-07	3-0-1 (1-0-1 in ANA)	14 (3.5)	6 (1.5)	116 (29.0)	92 (23.0)	6-28 (21.4)	14-17 (82.4)
2007-08	3-1-0 (2-0-0 in ANA)	13 (3.3)	10 (2.5)	101 (25.3)	123 (30.8)	4-25 (16.0)	19-22 (86.4)
2008-09	1-2-1 (1-1-0 in ANA)	7 (1.8)	10 (2.5)	119 (29.8)	131 (32.8)	2-9 (22.2)	10-12 (83.3)
2009-10	3-1-0 (2-0-0 in ANA)	12 (3.0)	8 (2.0)	106 (26.5)	140 (35.0)	4-12 (33.3)	12-14 (85.7)
2010-11	2-1-1 (1-1-0 in ANA)	7 (1.8)	9 (2.3)	96 (24.0)	145 (36.3)	1-12 (8.3)	8-10 (80.0)
2011-12	1-2-1 (1-1-0 in ANA)	11 (2.8)	13 (3.3)	122 (30.5)	120 (30.0)	3-15 (20.0)	12-16 (75.0)
2012-13	3-0-0 (1-0-0 in ANA)	8 (2.7)	5 (1.7)	81 (27.0)	80 (26.7)	1-7 (14.3)	9-12 (75.0)
2013-14	1-2-0 (0-1-0 in ANA)	4 (1.3)	8 (2.7)	76 (25.3)	85 (28.3)	1-8 (12.5)	9-10 (90.0)
2014-15	1-2-0 (0-2-0 in ANA)	3 (1.0)	8 (2.7)	71 (23.7)	109 (36.3)	1-6 (16.7)	11-11 (100.0)
2015-16	1-0-2 (0-0-1 in ANA)	5 (1.7)	6 (2.0)	108 (36.0)	79 (26.3)	1-9 (11.1)	7-9 (77.8)
2016-17	2-1-0 (1-1-0 in ANA)	7 (3.5)	3 (1.5)	88 (44.0)	105 (52.5)	1-7 (14.3)	6-7 (85.7)
2017-18	2-1-0 (1-0-0 in ANA)	12 (4.0)	12 (4.0)	92 (30.7)	119 (39.7)	2-6 (33.3)	7-10 (70.0)
2018-19	1-2-0 (1-1-0 in ANA)	8 (2.7)	9 (3.0)	89 (29.7)	100 (33.3)	0-6 (0.0)	9-11 (81.8)
2019-20	0-2-1 (0-0-1 in ANA)	6 (2.0)	13 (4.3)	114 (38.0)	110 (36.7)	1-8 (12.5)	7-8 (87.5)
2020-21	Did not play						
2021-22	0-3-0 (0-1-0 in ANA)	5 (1.7)	15 (5.0)	98 (32.7)	96 (32.0)	1-7 (14.3)	5-8 (62.5)
2022-23	2-1-0 (1-1-0 in ANA)	9 (3.0)	7 (2.3)	100 (33.3)	77 (25.7)	1-9 (11.1)	5-7 (71.4)
2023-24	1-2-0 (1-0-0 in ANA)	6 (2.0)	8 (2.7)	91 (30.3)	85 (28.3)	1-10 (10.0)	4-5 (54.6)
Totals	53-42-12 (28-17-6 in ANA)	267 (2.5)	267 (2.5)	2962 (27.7)	3321 (31.0)	63-415 (15.2)	341-410 (83.2)

ALL-TIME SERIES FAST FACTS

	Overall	@ Anaheim	@ Chicago
All-Time Series:	53-42-12	28-17-6	25-25-6
Current Streak:	One Anaheim win	One Anaheim win	Two Chicago wins
Last Win by Anaheim:	Mar. 21, 2024 (4-0)	Mar. 21, 2024 (4-0)	Feb. 7, 2023 (3-2 OT)
Last Win by Chicago:	Mar. 12, 2024 (7-2)	Nov. 12, 2022 (3-2)	Mar. 12, 2024 (7-2)
Last 10 games:	3-7-0	5-4-1	2-8-0
Overtime Record:	5-1-12	1-1-7	4-0-5
Longest Winning Streak:	Seven games, two times Last: Feb. 27, 2019-present	Five games Feb. 1, 1998-Dec. 17, 2000	Six games Mar. 5, 2004-Dec. 7, 2007
Longest Losing Streak:	Eight games Feb. 27, 2019-Nov. 12, 2022	Five games Feb. 5, 2014-Nov. 25, 2016	Five games Oct. 23, 2018-Mar. 8, 2022
Last Shutout by Anaheim:	Mar. 21, 2024 (4-0)	Mar. 21, 2024 (4-0)	Mar. 9, 2017 (1-0)
Last Shutout by Chicago:	Dec. 7, 2023 (1-0)	Feb. 5, 2014 (2-0)	Dec. 7, 2023 (1-0)
Biggest Anaheim win:	Three wins by four goals	Two wins by four goals	Jan. 6, 1994 (6-2)
Biggest Chicago win:	Two wins by five goals	Nov. 19, 1997 (4-0)	Two wins by five goals

COLORADO AVALANCHE

ALL-TIME SERIES SUMMARY

Season	Series Results	GF	GA	SF	SA	Power Play	Penalty Killing
1993-94	1-1-0 (0-1-0 in ANA)	6 (3.0)	4 (2.0)	58 (29.0)	58 (29.0)	0-11 (0.0)	10-12 (83.3)
1994-95	Did not play						
1995-96	3-3-0 (3-0-0 in ANA)	19 (3.2)	17 (2.8)	162 (27.0)	178 (29.7)	3-28 (10.7)	20-26 (76.9)
1996-97	0-2-3 (0-1-1 in ANA)	14 (2.8)	18 (3.6)	140 (28.0)	183 (36.6)	3-20 (15.0)	21-26 (80.8)
1997-98	2-2-1 (1-1-1 in ANA)	14 (2.8)	15 (2.8)	151 (30.2)	139 (27.8)	3-27 (11.1)	30-35 (85.7)
1998-99	1-3-0 (0-2-0 in ANA)	8 (2.0)	14 (3.5)	117 (29.3)	138 (34.5)	3-22 (13.6)	12-16 (75.0)
1999-00	1-2-1-0 (0-1-1-0 in ANA)	10 (2.5)	11 (2.8)	123 (30.8)	77 (19.3)	2-20 (10.0)	9-15 (60.0)
2000-01	0-3-1-0 (0-2-0-0 in ANA)	4 (1.0)	11 (2.8)	107 (26.8)	93 (23.3)	1-14 (7.1)	11-13 (84.6)
2001-02	0-3-1-0 (0-2-0-0 in ANA)	5 (1.25)	9 (2.3)	90 (22.5)	119 (29.75)	1-16 (6.3)	16-18 (88.9)
2002-03	3-0-0-1 (1-0-0-1 in ANA)	14 (3.5)	11 (2.8)	106 (26.5)	130 (32.5)	5-19 (26.3)	26-30 (86.7)
2003-04	2-1-0-1 (2-0-0-0 in ANA)	7 (1.8)	8 (2.0)	109 (27.3)	128 (32.0)	3-16 (18.7)	18-22 (81.8)
2005-06	1-3-0 (1-1-0 in ANA)	13 (3.3)	15 (3.8)	123 (30.8)	127 (31.8)	5-19 (26.3)	18-20 (90.0)
2006-07	1-1-2 (1-0-1 in ANA)	9 (2.3)	9 (2.3)	152 (38.0)	115 (28.8)	3-20 (15.0)	13-16 (81.3)
2007-08	3-1-0 (2-0-0 in ANA)	6 (1.5)	5 (1.3)	116 (29.0)	103 (25.8)	2-14 (14.3)	15-15 (100.0)
2008-09	4-0-0 (2-0-0 in ANA)	19 (4.8)	7 (1.8)	115 (28.8)	130 (32.5)	6-18 (33.3)	12-15 (80.0)
2009-10	3-1-0 (1-1-0 in ANA)	17 (4.3)	10 (2.5)	137 (34.3)	99 (24.8)	5-16 (31.3)	11-15 (73.3)
2010-11	4-0-0 (2-0-0 in ANA)	17 (4.3)	8 (2.0)	136 (34.0)	110 (27.5)	5-19 (26.3)	9-10 (90.0)
2011-12	1-2-1 (1-1-0 in ANA)	8 (2.0)	13 (3.3)	106 (26.5)	127 (31.8)	3-9 (33.3)	6-8 (75.0)
2012-13	2-1-0 (1-1-0 in ANA)	8 (2.7)	7 (2.3)	81 (27.0)	82 (27.3)	4-11 (36.4)	6-8 (75.0)
2013-14	2-1-0 (1-0-0 in ANA)	10 (3.3)	12 (4.0)	105 (35.0)	98 (32.7)	0-8 (0.0)	6-10 (60.0)
2014-15	2-1-0 (1-1-0 in ANA)	8 (2.7)	8 (2.7)	110 (36.7)	65 (21.7)	0-11 (0.0)	7-8 (87.5)
2015-16	1-2-0 (0-1-0 in ANA)	5 (1.7)	9 (3.0)	103 (34.3)	83 (27.7)	2-12 (16.7)	10-11 (90.9)
2016-17	3-0-0 (2-0-0 in ANA)	11 (3.7)	3 (1.0)	99 (33.0)	85 (28.3)	2-7 (28.6)	7-8 (87.5)
2017-18	1-2-0 (1-0-0 in ANA)	6 (2.0)	9 (3.0)	94 (31.3)	99 (33.0)	0-6 (0.0)	14-18 (77.8)
2018-19	2-0-1 (1-0-1 in ANA)	10 (3.3)	8 (2.7)	93 (31.0)	112 (37.3)	3-8 (37.5)	4-9 (55.5)
2019-20	2-1-0 (0-1-0 in ANA)	9 (3.0)	6 (2.0)	83 (27.7)	101 (33.7)	1-7 (14.3)	6-10 (60.0)
2020-21	2-4-2 (1-2-1 in ANA)	19 (2.4)	30 (3.8)	198 (24.8)	288 (36.0)	2-20 (10.0)	24-30 (80.0)
2021-22	0-3-0 (0-1-0 in ANA)	4 (1.3)	11 (3.7)	91 (30.3)	100 (33.3)	3-9 (33.3)	11-14 (78.6)
2022-23	1-1-1 (0-1-1 in ANA)	10 (3.3)	13 (4.3)	85 (28.3)	134 (44.7)	0-8 (0.0)	8-13 (61.5)
2023-24	1-2-0 (1-0-0 in ANA)	7 (2.3)	14 (4.7)	87 (29.0)	105 (35.0)	3-10 (30.0)	9-10 (90.0)
Totals	49-46-16 (26-21-8 in ANA)	297 (2.7)	315 (2.8)	3277 (29.5)	3406 (30.7)	73-425 (17.2)	361-452 (79.9)

ALL-TIME SERIES FAST FACTS

	Overall	@ Anaheim	@ Colorado
All-Time Series:	49-46-16	26-21-8	23-25-8
Current Streak:	One Colorado win	One Anaheim win	Two Colorado wins
Last Win by Anaheim:	Dec. 2, 2023 (3-3 SO)	Dec. 2, 2023 (3-2)	Jan. 26, 2023 (5-3)
Last Win by Colorado:	Dec. 5, 2023 (3-2)	Apr. 9, 2023 (5-4 OT)	Dec. 5, 2023 (3-2)
Last 10 games:	2-7-1	3-5-2	3-6-1
Overtime Record:	13-0-16	10-0-8	3-0-8
Longest Winning Streak:	Six games	Five games	Six games
	Mar. 21, 2010-Mar. 28, 2011	Feb. 25, 2007-Mar. 29, 2009	Jan. 31, 2009-Mar. 11, 2011
Longest Losing Streak:	Seven games	Five games	Six games
	Mar. 16, 2021-Jan. 19, 2022	Apr. 9, 2021-Apr. 9, 2023	Nov. 18, 2003-Feb. 13, 2007
Last Shutout by Anaheim:	Feb. 6, 2013 (3-0)	Dec. 19, 2003 (1-0)	Feb. 6, 2013 (3-0)
Last Shutout by Colorado:	Jan. 19, 2022 (2-0)	Jan. 19, 2022 (2-0)	Mar. 9, 2016 (3-0)
Biggest Anaheim win:	Mar. 25, 2009 (7-2)	Three wins by four goals	Mar. 25, 2009 (7-2)
Biggest Colorado win:	Nov. 15, 2023 (8-2)	Three wins by three goals	Nov. 15, 2023 (8-2)

COLUMBUS BLUE JACKETS

ALL-TIME SERIES SUMMARY

Season	Series Results	GF	GA	SF	SA	Power Play	Penalty Killing
2000-01	1-3-0-0 (1-1-0-0 in ANA)	10 (2.5)	16 (4.0)	121 (30.3)	84 (21.0)	3-16 (18.8)	11-19 (57.9)
2001-02	1-3-0-0 (1-1-0-0 in ANA)	8 (2.0)	10 (2.5)	123 (30.8)	115 (28.8)	1-19 (5.3)	9-12 (75.0)
2002-03	4-0-0-0 (2-0-0-0 in ANA)	14 (3.5)	5 (1.3)	125 (31.3)	113 (28.0)	3-15 (20.0)	17-18 (94.4)
2003-04	1-2-1-0 (1-0-1-0 in ANA)	7 (1.8)	8 (2.0)	152 (37.0)	118 (29.5)	1-20 (5.0)	18-20 (90.0)
2005-06	2-1-1 (1-0-1 in ANA)	10 (2.0)	9 (2.3)	150 (40.3)	123 (31.7)	3-22 (12.5)	32-37 (85.7)
2006-07	2-1-1 (0-1-1 in ANA)	16 (4.0)	13 (3.3)	130 (32.5)	130 (32.5)	6-21 (28.6)	21-22 (95.5)
2007-08	3-1-0 (2-0-0 in ANA)	7 (1.8)	9 (2.3)	124 (31.0)	119 (29.8)	4-24 (16.7)	25-31 (80.6)
2008-09	3-1-0 (1-1-0 in ANA)	13 (3.3)	9 (2.3)	98 (24.5)	121 (30.3)	2-15 (13.3)	21-24 (87.5)
2009-10	1-2-1 (0-2-0 in ANA)	11 (2.8)	14 (3.5)	133 (33.3)	131 (32.8)	3-16 (18.8)	12-16 (75.0)
2010-11	2-2-0 (1-1-0 in ANA)	13 (3.3)	9 (2.3)	133 (33.3)	115 (28.8)	6-16 (37.5)	11-14 (78.6)
2011-12	2-1-1 (1-0-1 in ANA)	15 (3.8)	13 (3.3)	117 (29.3)	87 (21.8)	6-17 (35.3)	10-15 (66.7)
2012-13	1-0-2 (1-0-1 in ANA)	6 (2.0)	7 (2.3)	87 (29.0)	73 (24.3)	3-8 (37.5)	7-7 (100.0)
2013-14	1-1-0 (0-1-0 in ANA)	6 (3.0)	7 (3.5)	68 (34.0)	54 (27.0)	1-7 (14.3)	4-6 (66.7)
2014-15	1-1-0 (1-0-0 in ANA)	7 (3.5)	6 (3.0)	74 (37.0)	44 (22.0)	3-9 (33.3)	5-7 (71.4)
2015-16	1-0-1 (1-0-0 in ANA)	7 (3.5)	5 (2.5)	61 (30.5)	70 (35.0)	1-5 (20.0)	5-6 (83.3)
2016-17	0-1-1 (0-1-0 in ANA)	2 (1.0)	7 (3.5)	67 (33.5)	55 (22.5)	0-7 (0.0)	7-8 (87.5)
2017-18	1-1-0 (1-0-0 in ANA)	6 (2.0)	6 (4.0)	62 (20.7)	67 (31.0)	0-6 (0.0)	10-11 (90.9)
2018-19	2-0-0 (1-0-0 in ANA)	5 (2.5)	3 (1.5)	52 (26.0)	63 (31.5)	0-6 (0.0)	9-9 (100.0)
2019-20	1-1-0 (0-1-0 in ANA)	5 (2.5)	5 (2.5)	63 (31.5)	54 (27.0)	0-3 (0.0)	5-6 (83.3)
2020-21	Did not play						
2021-22	2-0-0 (1-0-0 in ANA)	7 (3.5)	5 (2.5)	58 (29.0)	69 (34.5)	0-2 (0.0)	4-4 (100.0)
2022-23	2-0-0 (1-0-0 in ANA)	12 (6.0)	7 (3.5)	71 (35.5)	5 (0.0)	3-5 (60.0)	
2023-24	1-1-0 (0-1-0)	7 (3.5)	9 (4.5)	58 (29.0)	64 (32.0)	0-8 (0.0)	8-9 (88.9)
Totals	35-23-9 (18-11-5 in ANA)	194 (2.9)	182 (2.7)	2227 (31.7)	1944 (29.0)	46-267 (17.2)	252-306 (83.0)

ALL-TIME SERIES FAST FACTS

	Overall	@ Anaheim	@ Columbus
All-Time Series:	35-23-9	18-11-5	17-12-4
Current Streak:	One Columbus win	One Columbus win	Five Anaheim wins
Last Win by Anaheim:	Oct. 24, 2023 (3-2 OT)	Mar. 17, 2023 (7-4)	Oct. 24, 2023 (3-2 OT)
Last Win by Columbus:	Feb. 21, 2024 (7-4)	Feb. 21, 2024 (7-4)	Dec. 1, 2017 (4-2)
Last 10 games:	8-2-0	6-4-0	6-2-2
Overtime Record:	8-0-9	3-0-4	5-0-5
Longest Winning Streak:	Five games, three times Last: Nov. 9, 2021-Oct. 24, 2023	Three games, two times Last: Nov. 1, 2007-Dec. 7, 2008	Five games Dec. 15, 2018-Present
Longest Losing Streak:	Five games Jan. 27, 2001-Dec. 31, 2001	Four games Dec. 31, 2008-Nov. 19, 2010	Four games, two times Last: Mar. 24, 2015-Dec. 1, 2017
Last Shutout by Anaheim:	Jan. 7, 2011 (6-0)	Jan. 7, 2011 (6-0)	None
Last Shutout by Columbus:	Oct. 28, 2016 (4-0)	Oct. 28, 2016 (4-0)	Oct. 5, 2007 (4-0)
Biggest Anaheim win:	Jan. 7, 2011 (6-0)	Jan. 7, 2011 (6-0)	Two wins by three goals
Biggest Columbus win:	Two wins by four goals	Oct. 28, 2016 (4-0)	Oct. 5, 2007 (4-0)

DALLAS STARS

ALL-TIME SERIES SUMMARY

Season	Series Results	GF	GA	SF	SA	Power Play	Penalty Killing
1993-94	3-2-0 (2-1-0 in ANA)	17 (3.4)	15 (3.0)	128 (25.6)	156 (31.2)	6-25 (24.0)	21-26 (80.8)
1994-95	0-4-0 (0-2-0 in ANA)	3 (0.8)	19 (4.8)	96 (24.0)	148 (37.0)	0-14 (0.0)	14-18 (77.7)
1995-96	1-3-0 (1-1-0 in ANA)	9 (2.3)	14 (3.5)	132 (33.0)	119 (29.8)	3-20 (15.0)	18-23 (78.3)
1996-97	1-3-0 (1-1-0 in ANA)	9 (2.3)	12 (3.0)	96 (24.0)	135 (33.8)	0-8 (0.0)	9-14 (64.3)
1997-98	1-3-0 (1-1-0 in ANA)	5 (1.3)	16 (4.0)	98 (24.5)	115 (28.8)	0-15 (0.0)	9-11 (81.8)
1998-99	1-4-1 (1-2-0 in ANA)	12 (2.0)	19 (3.2)	172 (28.7)	171 (28.5)	5-22 (22.7)	20-26 (76.9)
1999-00	3-3-0-0 (2-1-0-0 in ANA)	17 (2.8)	15 (2.5)	153 (25.5)	150 (25.0)	2-25 (8.0)	28-35 (80.0)
2000-01	0-4-0-1 (0-2-0-0 in ANA)	5 (1.0)	20 (4.0)	115 (23.0)	131 (26.2)	2-21 (9.5)	13-17 (76.5)
2001-02	3-1-1-0 (1-1-1-0 in ANA)	15 (3.0)	10 (2.0)	123 (24.6)	156 (31.2)	5-23 (21.7)	19-22 (86.4)
2002-03	1-3-1-0 (0-1-1-0 in ANA)	8 (1.6)	13 (2.6)	136 (27.2)	144 (28.8)	3-24 (12.5)	13-17 (76.5)
2003-04	2-2-2-0 (2-0-1-0 in ANA)	13 (2.2)	14 (2.3)	149 (24.8)	172 (28.7)	6-22 (27.3)	27-32 (84.4)
2005-06	2-5-1 (1-3-0 in ANA)	17 (2.1)	25 (3.1)	225 (28.1)	222 (27.8)	4-43 (9.3)	41-52 (78.8)
2006-07	4-2-2 (3-0-1 in ANA)	21 (2.6)	14 (1.8)	232 (29.0)	219 (27.4)	7-39 (17.9)	35-40 (87.5)
2007-08	3-5-0 (2-2-0 in ANA)	14 (1.8)	24 (3.0)	185 (23.1)	189 (23.6)	8-45 (17.8)	29-38 (76.3)
2008-09	3-2-1 (1-2-0 in ANA)	15 (2.5)	19 (3.2)	171 (28.5)	190 (31.7)	4-21 (19.1)	23-29 (79.3)
2009-10	2-3-1 (2-1-0 in ANA)	15 (2.5)	18 (3.0)	194 (32.3)	221 (36.8)	2-15 (13.3)	16-19 (84.2)
2010-11	4-2-0 (2-1-0 in ANA)	21 (3.5)	16 (2.7)	172 (28.7)	175 (29.2)	6-22 (27.3)	19-24 (79.2)
2011-12	1-5-0 (1-2-0 in ANA)	11 (1.8)	19 (3.2)	173 (28.8)	145 (24.2)	3-21 (14.3)	13-17 (76.5)
2012-13	3-2-0 (1-1-0 in ANA)	12 (2.4)	9 (1.8)	136 (27.2)	138 (27.6)	2-13 (15.4)	18-20 (90.0)
2013-14	1-2-0 (1-1-0 in ANA)	9 (3.0)	11 (3.7)	104 (34.7)	96 (32.0)	3-10 (30.0)	9-10 (90.0)
2014-15	2-1-0 (0-1-0 in ANA)	5 (1.7)	6 (2.0)	65 (21.7)	94 (31.3)	0-6 (0.0)	10-12 (83.3)
2015-16	2-1-0 (2-0-0 in ANA)	10 (3.3)	7 (2.3)	79 (26.3)	83 (27.7)	2-9 (22.2)	9-11 (81.8)
2016-17	1-2-0 (1-0-0 in ANA)	6 (2.0)	10 (3.3)	109 (36.3)	81 (27.0)	2-14 (14.3)	10-11 (90.0)
2017-18	2-1-0 (2-0-0 in ANA)	8 (2.7)	5 (1.7)	77 (25.7)	104 (34.7)	2-10 (20.0)	5-7 (71.4)
2018-19	1-2-0 (1-0-0 in ANA)	11 (3.7)	13 (4.3)	86 (28.7)	121 (40.3)	1-6 (16.7)	5-9 (55.5)
2019-20	0-2-0 (0-1-0 in ANA)	1 (0.5)	5 (2.5)	57 (28.5)	56 (28.0)	1-4 (25.0)	3-5 (60.0)
2020-21	Did not play						
2021-22	0-2-1 (0-1-1 in ANA)	6 (2.0)	10 (3.3)	72 (24.0)	86 (28.7)	0-5 (0.0)	4-6 (66.7%)
2022-23	1-1-1 (1-0-0 in ANA)	4 (1.3)	7 (2.3)	92 (30.7)	117 (39.0)	2-8 (25.0)	11-13 (84.6)
2023-24	0-2-1 (0-2-0 in ANA)	7 (2.3)	13 (4.3)	77 (25.7)	104 (34.7)	1-8 (12.5)	7-12 (58.3)
Totals	48-74-14 (32-31-5 in ANA)	306 (2.3)	398 (2.9)	3704 (27.2)	4038 (29.7)	82-518 (15.8)	454-569 (79.5)

ALL-TIME SERIES FAST FACTS

	Overall	@ Anaheim	@ Dallas
All-Time Series:	48-74-14	32-31-5	16-43-9
Current Streak:	Four Dallas wins	Two Dallas wins	11 Dallas wins
Last Win by Anaheim:	Jan. 4, 2023 (2-0)	Jan. 4, 2023 (2-0)	Mar. 1, 2015 (3-1)
Last Win by Dallas:	Mar. 8, 2024 (6-2)	Mar. 8, 2024 (6-2)	Jan. 25, 2024 (4-3 OT)
Last 10 games:	1-6-3	5-4-1	0-8-2
Overtime Record:	11-0-14	7-0-5	4-0-9
Longest Winning Streak:	Three games, three times Last: Mar. 14-Apr. 3, 2013	Six games Jan. 15, 2016-Dec. 12, 2018	Two games, three times Last: Oct. 31, 2014-Mar. 1, 2015
Longest Losing Streak:	Nine games Dec. 22, 1993-Mar. 28, 1996	Four games Dec. 22, 1993-Mar. 5, 1996	11 games Oct. 27, 2015-present
Last Shutout by Anaheim:	Jan. 4, 2023 (2-0)	Jan. 4, 2023 (2-0)	Apr. 1, 2013 (4-0)
Last Shutout by Dallas:	Dec. 1, 2022 (5-0)	Jan. 9, 2020 (3-0)	Dec. 1, 2022 (5-0)
Biggest Anaheim win:	Jan. 25, 2002 (6-1)	Apr. 8, 2015 (4-0)	Jan. 25, 2002 (6-1)
Biggest Dallas win:	Mar. 21, 2001 (8-0)	Nov. 5, 2007 (5-0)	Mar. 21, 2001 (8-0)

DETROIT RED WINGS

ALL-TIME SERIES SUMMARY

Season	Series Results	GF	GA	SF	SA	Power Play	Penalty Killing
1993-94	0-3-1 (0-2-0 in ANA)	12 (3.0)	22 (5.5)	110 (27.5)	151 (37.8)	7-18 (38.9)	10-15 (66.6)
1994-95	0-3-1 (0-1-1 in ANA)	15 (3.8)	21 (5.3)	109 (27.3)	152 (38.0)	5-18 (27.8)	8-12 (66.7)
1995-96	0-3-1 (0-1-1 in ANA)	6 (1.5)	18 (4.5)	111 (27.8)	145 (36.3)	3-18 (16.7)	11-20 (55.0)
1996-97	3-0-1 (2-0-0 in ANA)	7 (1.8)	3 (0.8)	99 (24.8)	132 (33.0)	1-11 (9.1)	13-13 (100.0)
1997-98	0-3-1 (0-2-0 in ANA)	7 (1.8)	13 (3.3)	102 (25.5)	151 (37.8)	1-19 (5.3)	10-16 (62.5)
1998-99	1-3-0 (1-1-0 in ANA)	9 (2.3)	12 (3.0)	110 (27.5)	136 (34.0)	5-23 (21.7)	19-23 (82.6)
1999-00	2-2-0-0 (2-0-0-0 in ANA)	12 (3.0)	13 (3.3)	103 (25.8)	123 (30.8)	4-19 (21.1)	13-18 (72.2)
2000-01	0-3-0-1 (0-2-0-0 in ANA)	6 (1.5)	11 (2.8)	85 (21.2)	149 (37.2)	1-18 (5.6)	16-23 (69.6)
2001-02	1-2-1-0 (0-1-1-0 in ANA)	6 (1.5)	8 (2.0)	103 (25.7)	107 (26.7)	1-18 (5.6)	12-18 (66.6)
2002-03	1-2-0-1 (1-1-0-0 in ANA)	8 (2.0)	9 (2.3)	114 (28.5)	144 (36.0)	2-24 (8.3)	13-15 (86.6)
2003-04	1-2-1-0 (1-0-1-0 in ANA)	13 (3.3)	18 (4.5)	115 (28.8)	160 (40.0)	2-11 (18.2)	13-15 (86.6)
2005-06	1-3-0 (1-1-0 in ANA)	6 (1.5)	9 (2.3)	104 (26.0)	130 (32.5)	3-18 (16.7)	19-25 (76.0)
2006-07	2-2-0 (2-0-0 in ANA)	9 (2.3)	6 (1.5)	105 (26.3)	115 (28.8)	4-21 (19.0)	19-22 (86.4)
2007-08	2-1-1 (1-1-0 in ANA)	12 (3.0)	9 (2.3)	88 (22.0)	139 (34.8)	4-23 (17.4)	24-30 (80.0)
2008-09	1-3-0 (1-1-0 in ANA)	11 (2.8)	15 (3.8)	104 (26.0)	152 (38.0)	5-18 (27.8)	15-20 (75.0)
2009-10	2-1-1 (2-0-0 in ANA)	13 (3.3)	12 (3.0)	115 (28.8)	154 (38.5)	2-14 (14.3)	17-23 (73.9)
2010-11	1-3-0 (1-1-0 in ANA)	6 (1.5)	14 (3.5)	115 (28.8)	142 (35.5)	0-9 (0.0)	17-19 (89.5)
2011-12	1-2-1 (1-1-0 in ANA)	7 (1.8)	10 (2.5)	110 (27.5)	127 (31.8)	1-19 (5.2)	18-19 (94.7)
2012-13	1-2-0 (0-2-0 in ANA)	7 (2.3)	9 (3.0)	105 (35.0)	72 (24.0)	1-9 (11.1)	8-11 (72.3)
2013-14	2-0-0 (1-0-0 in ANA)	6 (3.0)	2 (1.0)	53 (26.5)	40 (20.0)	0-7 (0.0)	7-7 (100.0)
2014-15	2-0-0 (1-0-0 in ANA)	6 (3.0)	5 (2.5)	51 (25.5)	67 (33.5)	0-7 (0.0)	6-7 (85.7)
2015-16	1-1-0 (0-1-0 in ANA)	5 (2.5)	5 (2.5)	66 (33.0)	51 (25.5)	0-6 (0.0)	7-7 (100.0)
2016-17	1-1-0 (1-0-0 in ANA)	6 (3.0)	6 (3.0)	49 (24.5)	55 (27.5)	2-6 (33.3)	6-6 (100.0)
2017-18	1-1-0 (1-0-0 in ANA)	5 (2.5)	4 (2.0)	69 (34.5)	46 (23.0)	0-6 (0.0)	7-7 (100.0)
2018-19	1-1-0 (1-0-0 in ANA)	3 (1.5)	5 (2.5)	51 (25.5)	46 (23.0)	1-5 (20.0)	2-2 (100.0)
2019-20	1-0-1 (0-0-1 in ANA)	6 (3.0)	5 (2.5)	56 (28.0)	68 (34.0)	0-5 (0.0)	1-6 (83.3)
2020-21	Did not play						
2021-22	1-0-1 (1-0-0 in ANA)	4 (2.0)	5 (2.5)	42 (21.0)	64 (32.0)	1-2 (50.0)	4-5 (80.0)
2022-23	1-1-0 (1-0-0 in ANA)	4 (2.0)	7 (3.5)	63 (31.5)	74 (37.0)	1-9 (11.1)	6-9 (66.7)
2023-24	1-1-0 (0-1-0 in ANA)	6 (3.0)	6 (3.0)	53 (26.5)	60 (30.0)	1-7 (14.3)	9-12 (75.0)
Totals	32-49-14 (23-20-5 in ANA)	223 (2.4)	282 (3.0)	2560 (27.0)	3152 (33.2)	58-388 (14.9)	333-425 (78.3)

ALL-TIME SERIES FAST FACTS

	Overall	@ Anaheim	@ Detroit
All-Time Series:	32-49-14	23-20-5	9-29-9
Current Streak:	One Detroit win	One Detroit win	One Anaheim win
Last Win by Anaheim:	Dec. 18, 2023 (4-3)	Nov. 15, 2022 (3-2 OT)	Dec. 18, 2023 (4-3)
Last Win by Detroit:	Jan. 7, 2024 (3-2)	Jan. 7, 2024 (3-2)	Oct. 23, 2022 (5-1)
Last 10 games:	5-3-2	7-2-1	5-4-1
Overtime Record:	6-0-14	5-0-5	1-0-9
Longest Winning Streak:	Four games	Three games, two times	Four games
	Dec. 17, 2013-Feb. 23, 2015	Last: Jan. 4, 2017-Oct. 8, 2018	Feb. 15, 2013-Jan. 23, 2016
Longest Losing Streak:	Five games, two times	Three games	Nine games
	Last: Dec. 1, 2008-Dec. 11, 2009	Oct. 8, 1993-Feb. 3, 1995	Feb. 15, 2002-Oct. 3, 2007
Last Shutout by Anaheim:	Jan. 4, 2017 (2-0)	Jan. 4, 2017 (2-0)	Mar. 30, 1997 (1-0 OT)
Last Shutout by Detroit:	Dec. 3, 2010 (4-0)	Dec. 3, 2010 (4-0)	Nov. 5, 2011 (5-0)
Biggest Anaheim win:	Mar. 14, 2012 (4-0)	Mar. 14, 2012 (4-0)	Two wins by three goals
Biggest Detroit win:	Four wins by five goals	Two wins by five goals	Two wins by five goals

EDMONTON OILERS

ALL-TIME SERIES SUMMARY

Season	Series Results	GF	GA	SF	SA	Power Play	Penalty Killing
1993-94	5-1-0 (2-1-0 in ANA)	23 (3.8)	13 (2.2)	179 (29.8)	202 (33.7)	4-25 (16.0)	21-26 (80.8)
1994-95	2-2-0 (2-0-0 in ANA)	10 (2.5)	11 (2.8)	125 (31.3)	142 (35.5)	2-18 (11.1)	16-21 (76.2)
1995-96	1-4-0 (1-1-0 in ANA)	5 (1.0)	11 (2.2)	150 (30.0)	157 (31.4)	3-25 (12.0)	19-23 (82.6)
1996-97	4-0-1 (2-0-1 in ANA)	18 (3.6)	8 (1.6)	155 (31.0)	166 (33.2)	3-18 (16.7)	19-22 (86.4)
1997-98	4-2-0 (2-1-0 in ANA)	17 (2.8)	14 (2.3)	126 (21.0)	186 (31.0)	4-31 (12.9)	36-41 (87.8)
1998-99	2-3-0 (1-2-0 in ANA)	12 (2.4)	15 (3.0)	128 (25.6)	163 (32.6)	5-28 (17.9)	24-27 (88.9)
1999-00	2-2-0-0 (2-0-0-0 in ANA)	8 (2.0)	9 (2.3)	105 (26.3)	130 (32.5)	0-13 (0.0)	13-15 (86.7)
2000-01	1-2-1-0 (1-0-1-0 in ANA)	11 (2.8)	13 (3.3)	94 (23.5)	126 (31.5)	5-25 (20.0)	18-19 (94.7)
2001-02	1-2-0-1 (1-1-0-0 in ANA)	5 (1.3)	8 (2.0)	121 (30.3)	121 (30.3)	2-18 (11.1)	13-14 (92.9)
2002-03	0-4-0-0 (0-2-0-0 in ANA)	5 (1.3)	11 (2.8)	106 (26.5)	95 (23.8)	2-18 (11.1)	15-18 (83.3)
2003-04	1-2-0-1 (1-1-0-0 in ANA)	7 (1.8)	8 (2.0)	110 (27.5)	99 (24.8)	3-10 (30.0)	13-13 (100.0)
2005-06	0-3-1 (0-2-0 in ANA)	11 (2.8)	17 (4.3)	119 (29.8)	125 (31.3)	2-22 (9.1)	21-28 (75.0)
2006-07	3-1-0 (2-0-0 in ANA)	15 (3.8)	9 (2.3)	102 (25.5)	102 (25.5)	3-13 (23.1)	14-15 (93.3)
2007-08	1-2-1 (0-1-1 in ANA)	5 (1.3)	12 (3.0)	102 (25.5)	94 (23.5)	0-15 (0.0)	17-20 (85.0)
2008-09	2-2-0 (0-2-0 in ANA)	12 (3.0)	13 (3.3)	150 (37.5)	132 (33.0)	5-23 (21.7)	19-23 (82.6)
2009-10	4-0-0 (2-0-0 in ANA)	20 (5.0)	9 (2.3)	161 (40.3)	135 (33.8)	8-25 (32.0)	16-18 (88.9)
2010-11	3-1-0 (1-1-0 in ANA)	11 (2.8)	8 (2.0)	122 (30.5)	101 (25.3)	3-17 (17.6)	12-13 (92.3)
2011-12	3-1-0 (1-1-0 in ANA)	13 (3.3)	6 (1.5)	108 (27.0)	110 (27.5)	3-11 (27.3)	4-5 (80.0)
2012-13	3-0-0 (1-0-0 in ANA)	8 (2.7)	2 (0.7)	96 (32.0)	80 (26.7)	2-13 (15.4)	10-10 (100.0)
2013-14	3-1-1 (3-0-0 in ANA)	16 (3.2)	14 (2.8)	184 (36.8)	126 (25.2)	1-22 (4.5)	10-12 (83.3)
2014-15	4-0-0 (2-0-0 in ANA)	13 (3.3)	5 (1.3)	102 (25.5)	95 (23.8)	3-8 (37.5)	10-11 (90.9)
2015-16	4-0-1 (1-1-0 in ANA)	13 (2.6)	9 (1.8)	162 (32.4)	121 (24.2)	4-15 (26.7)	12-15 (80.0)
2016-17	2-1-2 (2-1-0 in ANA)	12 (2.4)	14 (2.8)	138 (27.6)	158 (31.6)	4-14 (28.6)	14-17 (82.3)
2017-18	2-0-2 (1-0-1 in ANA)	14 (3.5)	12 (3.0)	152 (38.0)	140 (35.0)	2-9 (22.2)	13-14 (92.9)
2018-19	2-2-0 (1-1-0 in ANA)	8 (2.0)	8 (2.0)	136 (34.0)	104 (26.0)	0-7 (0.0)	4-5 (80.0)
2019-20	1-1-0 (1-1-0 in ANA)	6 (3.0)	9 (4.5)	54 (27.0)	63 (31.5)	1-8 (12.5)	4-7 (57.1)
2020-21	Did not play						
2021-22	0-3-0 (0-1-0 in ANA)	9 (3.0)	19 (6.3)	98 (32.7)	124 (41.3)	2-5 (40.0)	8-12 (66.7)
2022-23	1-3-0 (0-2-0 in ANA)	7 (1.8)	18 (4.5)	104 (26.0)	180 (45.0)	1-9 (11.1)	9-13 (69.2)
2023-24	0-4-0 (0-2-0 in ANA)	8 (2.0)	26 (6.5)	102 (25.5)	134 (33.5)	3-11 (27.3)	11-15 (73.3)
Totals	61-49-12 (33-24-5 in ANA)	322 (2.6)	331 (2.7)	3591 (29.4)	3711 (30.4)	80-476 (16.8)	416-492 (84.6)

ALL-TIME SERIES FAST FACTS

	Overall	@ Anaheim	@ Edmonton
All-Time Series:	61-49-12	33-24-5	28-25-7
Current Streak:	Seven Edmonton wins	Five Edmonton wins	Three Edmonton wins
Last Win by Anaheim:	Dec. 17, 2022 (4-3)	Feb. 25, 2020 (4-3 OT)	Dec. 17, 2022 (4-3)
Last Win by Edmonton:	Mar. 30, 2024 (6-1)	Feb. 9, 2024 (5-3)	Mar. 30, 2024 (6-1)
Last 10 games:	1-9-0	2-7-1	3-6-1
Overtime Record:	11-0-12	5-0-5	6-0-7
Longest Winning Streak:	Six games Apr. 5, 2012-Jan. 3, 2014	Six games Apr. 8, 2013-Apr. 1, 2015	11 games Dec. 27, 2007-Apr. 22, 2013
Longest Losing Streak:	Seven games, two times Last Jan. 11, 2023 – present	Five games Apr. 3, 2022 – present	12 games Dec. 27, 1999-Apr. 13, 2006
Last Shutout by Anaheim:	Dec. 31, 2015 (1-0)	Apr. 5, 2002 (2-0)	Dec. 31, 2015 (1-0)
Last Shutout by Edmonton:	Apr. 1, 2023 (6-0)	Jan. 6, 2019 (4-0)	Apr. 1, 2023 (6-0)
Biggest Anaheim win:	Two wins by five goals Apr. 1, 2023 (6-0)	Apr. 11, 2010 (7-2)	Jan. 13, 2012 (5-0)
Biggest Edmonton win:		Two wins by five goals	Apr. 1, 2023 (6-0)

FLORIDA PANTHERS

ALL-TIME SERIES SUMMARY

Season	Series Results	GF	GA	SF	SA	Power Play	Penalty Killing
1993-94	0-2-0 (0-1-0 in ANA)	4 (2.0)	7 (3.5)	67 (33.5)	41(20.5)	1-11 (9.1)	9-11 (81.8)
1994-95	Did not play						
1995-96	0-1-1 (0-1-0 in ANA)	6 (3.0)	7 (3.5)	53 (26.5)	58 (29.0)	1-5 (20.0)	11-12 (91.7)
1996-97	2-0-0 (1-0-0 in ANA)	6 (3.0)	2 (1.0)	49 (24.5)	60 (30.0)	2-6 (33.3)	9-9 (100.0)
1997-98	1-0-1 (1-0-0 in ANA)	11 (5.5)	6 (3.0)	58 (29.0)	84 (42.0)	2-7 (28.6)	12-13 (92.3)
1998-99	0-1-0 (0-1-0 in ANA)	2 (2.0)	5 (5.0)	27 (27.0)	41 (41.0)	1-2 (50.0)	3-4 (75.0)
1999-00	0-1-0-1 (0-1-0-0 in ANA)	3 (1.5)	8 (4.0)	58 (29.0)	58 (29.0)	0-11 (0.0)	5-9 (55.5)
2000-01	1-0-0-0 (1-0-0-0 in ANA)	3 (3.0)	2 (2.0)	31 (31.0)	25 (25.0)	1-8 (12.5)	4-4 (100.0)
2001-02	0-2-0-0 (0-1-0-0 in ANA)	1 (0.5)	8 (4.0)	57 (28.5)	52 (26.0)	0-7 (0.0)	4-5 (80.0)
2002-03	1-0-1-0 (0-0-1-0 in ANA)	6 (3.0)	5 (2.5)	65 (32.5)	56 (28.0)	1-8 (12.5)	4-7 (57.1)
2003-04	0-1-0-0 (0-0-0-0 in ANA)	2 (2.0)	3 (3.0)	34 (34.0)	40 (40.0)	0-1 (0.0)	1-2 (50.0)
2005-06	1-0-0 (1-0-0 in ANA)	1 (1.0)	0 (0.0)	31 (31.0)	30 (30.0)	0-7 (0.0)	7-7 (100.0)
2006-07	1-0-0 (0-0-0 in ANA)	5 (5.0)	4 (4.0)	36 (36.0)	31 (31.0)	1-4 (25.0)	4-4 (100.0)
2007-08	Did not play						
2008-09	0-1-0 (0-1-0 in ANA)	1 (1.0)	3 (3.0)	45 (45.0)	26 (26.0)	0-4 (0.0)	3-4 (75.0)
2009-10	1-0-0 (0-0-0 in ANA)	3 (3.0)	0 (0.0)	25 (25.0)	33 (33.0)	1-3 (33.3)	4-4 (100.0)
2010-11	1-0-0 (1-0-0 in ANA)	5 (5.0)	3 (3.0)	29 (29.0)	32 (32.0)	0-1 (0.0)	0-2 (0.0)
2011-12	1-0-0 (0-0-0 in ANA)	2 (2.0)	0 (0.0)	27 (27.0)	31 (31.0)	0-2 (0.0)	4-4 (100.0)
2012-13	Did not play						
2013-14	1-1-0 (1-0-0 in ANA)	8 (4.0)	5 (2.5)	74 (37.0)	55 (27.5)	1-6 (16.7)	5-5 (100.0)
2014-15	0-2-0 (0-1-0 in ANA)	4 (2.0)	12 (6.0)	68 (34.0)	55 (27.5)	1-5 (20.0)	5-9 (55.5)
2015-16	2-0-0 (1-0-0 in ANA)	5 (2.5)	3 (1.5)	80 (40.0)	50 (25.0)	2-8 (25.0)	6-6 (100.0)
2016-17	0-2-0 (0-1-0 in ANA)	2 (1.0)	6 (3.0)	59 (29.5)	68 (34.0)	0-6 (0.0)	7-8 (87.5)
2017-18	1-1-0 (1-0-0 in ANA)	6 (3.0)	10 (5.0)	62 (31.0)	74 (37.0)	2-7 (28.6)	7-9 (77.8)
2018-19	2-0-0 (1-0-0 in ANA)	6 (3.0)	4 (2.0)	47 (23.5)	83 (41.5)	1-4 (25.0)	3-4 (75.0)
2019-20	0-1-1 (0-1-0 in ANA)	5 (2.5)	9 (4.5)	68 (34.0)	60 (30.0)	1-2 (50.0)	2-2 (100.0)
2020-21	Did not play						
2021-22	0-1-1 (0-1-0 in ANA)	2 (1.0)	6 (3.0)	41 (20.5)	97 (48.5)	0-3 (0.0)	6-8 (75.0)
2022-23	0-1-1 (0-1-0 in ANA)	6 (3.0)	9 (4.5)	67 (33.5)	103 (51.5)	1-4 (25.0)	5-7 (71.4)
2023-24	1-1-0 (0-1-0 in ANA)	6 (3.0)	6 (3.0)	61 (30.5)	68 (34.0)	1-8 (12.5)	6-8 (75.0)
Totals	17-19-7 (9-12-1 in ANA)	111 (2.6)	133 (3.1)	1319 (30.7)	1411 (32.8)	21-140 (15.0)	136-167 (81.4)

ALL-TIME SERIES FAST FACTS

	Overall	@ Anaheim	@ Florida
All-Time Series:	17-19-7	9-12-1	8-7-6
Current Streak:	One Anaheim win	Four Florida wins	One Anaheim win
Last Win by Anaheim:	Jan. 15, 2024 (5-4 OT)	Mar. 17, 2019 (3-2)	Jan. 15, 2024 (5-4 OT)
Last Win by Florida:	Nov. 17, 2023 (2-1)	Nov. 17, 2023 (2-1)	Feb. 20, 2023 (4-3 OT)
Last 10 games:	3-4-3	4-6-0	3-4-3
Overtime Record:	3-0-7	2-0-1	1-0-6
Longest Winning Streak:	Three games, two times Last: Nov. 19, 2017-Mar. 17, 2019	Two games, three times Last: Nov. 19, 2017-Mar. 17, 2019	Three games Dec. 12, 2006-Feb. 19, 2012
Longest Losing Streak:	Six games Nov. 21, 2019-Present	Four games Feb. 19, 2020-Present	Three games Nov. 21, 2019-Feb. 20, 2023
Last Shutout by Anaheim:	Feb. 19, 2012 (2-0)	Jan. 21, 2006 (1-0)	Feb. 19, 2012 (2-0)
Last Shutout by Florida:	Mar. 18, 2022 (3-0)	Mar. 18, 2022 (3-0)	Nov. 21, 2001 (6-0)
Biggest Anaheim win:	Jan. 4, 1998 (8-3)	Jan. 4, 1998 (8-3)	Four wins by two goals
Biggest Florida win:	Nov. 21, 2001 (6-0)	Two wins by four goals	Nov. 21, 2001 (6-0)

LOS ANGELES KINGS

ALL-TIME SERIES SUMMARY

Season	Series Results	GF	GA	SF	SA	Power Play	Penalty Killing
1993-94	2-4-0 (1-2-0 in ANA)	18 (3.0)	20 (3.3)	212 (35.3)	192 (32.0)	8-33 (24.2)	32-38 (94.2)
1994-95	2-1-2 (1-0-1 in ANA)	14 (2.8)	10 (2.0)	162 (32.4)	149 (29.8)	1-15 (6.7)	13-17 (76.5)
1995-96	2-3-1 (1-1-1 in ANA)	14 (2.3)	21 (3.5)	208 (34.7)	213 (35.5)	3-29 (10.3)	25-33 (75.8)
1996-97	3-1-1 (3-0-0 in ANA)	20 (4.0)	12 (2.4)	150 (30.0)	159 (31.8)	4-25 (16.0)	23-24 (95.8)
1997-98	1-3-1 (0-1-1 in ANA)	14 (2.8)	16 (3.2)	153 (30.6)	140 (28.0)	2-24 (8.3)	20-25 (80.0)
1998-99	5-1-0 (3-0-0 in ANA)	18 (3.0)	9 (1.5)	154 (25.7)	215 (35.8)	6-19 (31.6)	25-29 (86.2)
1999-00	2-1-2-1 (0-0-2-1 in ANA)	17 (2.8)	14 (2.3)	176 (29.3)	150 (25.0)	6-25 (24.0)	17-20 (85.0)
2000-01	2-1-1-1 (2-0-0-1 in ANA)	17 (3.4)	14 (2.8)	221 (24.2)	163 (32.6)	6-26 (23.1)	22-26 (84.6)
2001-02	0-3-1-1 (0-1-0-1 in ANA)	7 (1.4)	14 (2.8)	140 (28.0)	103 (20.6)	1-27 (3.7)	17-22 (77.3)
2002-03	2-2-1-0 (1-1-1-0 in ANA)	16 (3.2)	17 (3.4)	133 (26.6)	141 (28.2)	6-23 (26.0)	21-23 (91.3)
2003-04	1-3-1-1 (1-0-1-1 in ANA)	17 (2.8)	22 (3.6)	175 (29.2)	200 (33.3)	4-20 (20.0)	26-30 (86.6)
2005-06	5-1-2 (3-0-1 in ANA)	32 (4.0)	19 (2.4)	279 (34.9)	256 (32.0)	15-44 (34.1)	45-53 (84.9)
2006-07	4-2-2 (1-2-1 in ANA)	23 (2.9)	25 (3.1)	244 (30.5)	263 (32.9)	9-35 (25.7)	36-46 (78.3)
2007-08	6-2-0 (3-0-0 in ANA)*	23 (2.9)	20 (2.5)	247 (30.9)	224 (28.0)	6-35 (17.1)	31-40 (77.5)
2008-09	3-3-0 (2-1-0 in ANA)	15 (2.5)	15 (2.5)	163 (27.2)	157 (26.2)	5-29 (17.2)	26-33 (78.9)
2009-10	2-3-1 (1-1-1 in ANA)	16 (2.7)	21 (3.5)	161 (26.8)	206 (34.3)	6-19 (31.6)	19-24 (79.2)
2010-11	4-2-0 (2-1-0 in ANA)	12 (2.0)	10 (1.7)	138 (23.0)	175 (29.2)	3-14 (21.4)	21-23 (91.3)
2011-12	1-3-2 (1-2-0 in ANA)	13 (2.2)	18 (3.0)	162 (27.0)	209 (34.8)	3-20 (15.0)	19-23 (82.6)
2012-13	2-2-0 (2-0-0 in ANA)	13 (3.3)	14 (3.5)	93 (23.2)	115 (28.8)	5-12 (41.7)	9-14 (64.3)
2013-14	4-0-1 (1-0-1 in ANA)	12 (2.4)	7 (1.4)	114 (22.8)	186 (37.2)	2-21 (9.5)	19-20 (95.0)
2014-15	4-0-1 (3-0-0 in ANA)	16 (3.2)	14 (2.8)	167 (33.4)	144 (28.8)	1-11 (9.1)	12-16 (66.7)
2015-16	3-2-0 (1-1-0 in ANA)	14 (2.8)	11 (2.2)	127 (25.4)	145 (29.0)	6-18 (33.3)	12-17 (70.6)
2016-17	3-2-0 (2-1-0 in ANA)	12 (2.4)	10 (2.0)	137 (27.4)	134 (26.8)	4-22 (18.2)	11-14 (78.6)
2017-18	3-0-2 (2-0-1 in ANA)	12 (2.6)	9 (2.3)	148 (28.0)	155 (34.0)	1-12 (9.1)	13-14 (92.8)
2018-19	1-2-1 (1-1-0 in ANA)	11 (2.8)	12 (3.0)	104 (26.0)	128 (32.0)	1-8 (12.5)	10-12 (83.3)
2019-20	2-1-0 (1-1-0 in ANA)	8 (2.7)	5 (1.7)	85 (28.3)	110 (36.7)	5-5 (40.0)	5-7 (71.4)
2020-21	4-4-0 (2-2-0 in ANA)	22 (2.8)	25 (3.1)	238 (29.8)	211 (26.4)	0-18 (0.0)	16-21 (76.2)
2021-22	1-3-0 (0-2-0 in ANA)	8 (2)	14 (3.5)	112 (28.0)	134 (33.5)	3-12 (25.0)	8-10 (80.0)
2022-23	0-3-0 (0-2-0 in ANA)	7 (2.3)	15 (5.0)	76 (25.3)	118 (39.3)	2-9 (22.2)	11-17 (64.7)
2023-24	1-2-1 (1-1-0 in ANA)	8 (2.0)	11 (2.8)	111 (27.8)	146 (36.5)	2-9 (22.2)	4-5 (61.5)
Totals	75-60-28 (43-24-16 in ANA)	449 (2.8)	444 (2.7)	4690 (28.8)	5041 (30.9)	123-619 (19.9)	568-700 (81.1)

* - Games at O2 Arena in London, England not considered played in Anaheim or Los Angeles

ALL-TIME SERIES FAST FACTS

	Overall	@ Anaheim	@ Los Angeles
All-Time Series:	75-60-28	43-24-16*	32-36-12*
Current Streak:	One Los Angeles win	One Anaheim win	Four Los Angeles wins
Last Win by Anaheim:	Apr. 9, 2024 (3-1)	Apr. 9, 2024 (3-1)	Nov. 30, 2021 (5-4 SO)
Last Win by Los Angeles:	Apr. 13, 2024 (3-1)	Nov. 24, 2023 (5-2)	Apr. 13, 2024 (3-1)
Last 10 games:	1-8-1	3-7-0	4-5-1
Overtime Record:	18-0-28	9-0-16	9-0-15
Longest Winning Streak:	Six games	Six games	Five games
	Apr. 18, 1998-Mar. 18, 1999	Nov. 13, 2007-Jan. 6, 2009	Jan. 28, 2006-Feb. 17, 2007
Longest Losing Streak:	Eight games	Four games	Five games
	Feb. 25, 2022-Feb. 24, 2204	Feb. 25, 2022-Present	Nov. 16, 2011-Apr. 13, 2013
Last Shutout by Anaheim:	Feb. 19, 2017 (1-0)	Feb. 19, 2017 (1-0)	Nov. 1, 2016 (4-0)
Last Shutout by Los Angeles:	Jan. 14, 2010 (4-0)	None	Jan. 14, 2010 (4-0)
Biggest Anaheim win:	Eight wins by four goals	Six wins by four goals	Nov. 1, 2016 (4-0)
Biggest Los Angeles win:	Dec. 27, 1995 (7-1)	Mar. 10, 2021 (5-1)	Dec. 27, 1995 (7-1)

MINNESOTA WILD

ALL-TIME SERIES SUMMARY

Season	Series Results	GF	GA	SF	SA	Power Play	Penalty Killing
2000-01	2-2-0-0 (1-1-0-0 in ANA)	6 (1.5)	9 (2.3)	112 (28.0)	115 (28.8)	2-17 (11.8)	22-24 (91.7)
2001-02	2-1-1-0 (1-1-0-0 in ANA)	13 (3.3)	10 (2.5)	91 (22.8)	109 (27.3)	4-16 (25.0)	18-19 (94.7)
2002-03	2-1-0-1 (1-0-0-1 in ANA)	4 (1.0)	6 (1.5)	102 (25.5)	107 (27.8)	0-10 (0.0)	30-30 (100.0)
2003-04	2-1-1-0 (2-0-0-0 in ANA)	10 (2.5)	5 (1.3)	121 (30.3)	87 (21.8)	4-13 (30.8)	13-15 (86.7)
2005-06	1-2-1 (1-0-1 in ANA)	9 (2.3)	13 (3.3)	126 (31.5)	117 (29.3)	2-25 (8.0)	20-23 (87.0)
2006-07	2-1-1 (2-0-0 in ANA)	10 (2.5)	9 (2.3)	131 (32.8)	116 (29.0)	3-20 (15.0)	21-24 (87.5)
2007-08	1-3-0 (0-2-0 in ANA)	7 (1.8)	14 (3.5)	115 (28.8)	94 (23.5)	2-18 (11.1)	12-16 (75.0)
2008-09	2-2-0 (1-1-0 in ANA)	9 (2.3)	8 (2.0)	140 (35.0)	108 (27.0)	1-14 (7.1)	13-15 (86.7)
2009-10	2-0-2 (2-0-0 in ANA)	14 (3.5)	12 (3.0)	108 (27.0)	126 (31.5)	3-12 (25.0)	11-16 (68.8)
2010-11	1-1-2 (1-0-1 in ANA)	10 (2.5)	12 (3.0)	142 (35.5)	106 (26.5)	3-17 (17.6)	10-13 (76.9)
2011-12	2-2-0 (0-2-0 in ANA)	10 (2.5)	11 (2.8)	102 (25.5)	105 (26.3)	3-16 (18.8)	11-15 (73.3)
2012-13	3-0-0 (2-0-0 in ANA)	8 (2.7)	4 (1.3)	81 (27.0)	91 (30.3)	1-6 (16.7)	8-9 (88.9)
2013-14	2-1-0 (1-1-0 in ANA)	8 (2.7)	8 (2.7)	94 (31.3)	90 (30.0)	2-8 (25.0)	6-10 (60.0)
2014-15	3-0-0 (1-0-0 in ANA)	9 (3.0)	6 (2.0)	71 (23.7)	86 (28.7)	0-11 (0.0)	9-12 (75.0)
2015-16	2-1-0 (2-0-0 in ANA)	7 (2.3)	5 (1.7)	64 (21.3)	91 (30.3)	0-4 (0.0)	9-9 (100.0)
2016-17	1-2-0 (0-1-0 in ANA)	5 (1.7)	7 (2.3)	76 (25.3)	98 (32.7)	1-5 (20.0)	10-11 (90.9)
2017-18	2-0-1 (1-0-1 in ANA)	7 (3.3)	6 (2.0)	89 (29.7)	96 (32.0)	1-9 (11.1)	7-8 (87.5)
2018-19	2-1-0 (0-1-0 in ANA)	8 (2.7)	5 (1.7)	68 (22.7)	111 (37.0)	2-9 (22.2)	11-11 (100.0)
2019-20	1-1-1 (0-1-1 in ANA)	8 (2.7)	11 (3.7)	90 (30.0)	80 (26.7)	1-9 (11.1)	8-10 (80.0)
2020-21	1-5-2 (1-3-0 in ANA)	14 (1.8)	24 (3.0)	197 (24.6)	232 (29.0)	0-15 (0.0)	24-29 (82.8)
2021-22	0-2-1 (0-1-0 in ANA)	7 (2.3)	13 (4.3)	95 (31.7)	121 (40.3)	2-8 (25.0)	8-9 (88.9)
2022-23	0-3-0 (0-2-0 in ANA)	6 (2.0)	12 (4.0)	87 (29.0)	130 (43.3)	2-9 (22.2)	10-14 (71.4)
2023-24	1-2-0 (0-1-0 in ANA)	3 (1.0)	8 (2.7)	68 (22.7)	100 (33.3)	0-6 (0.0)	10-11 (91.0)
Totals	37-33-15 (20-18-5 in ANA)	192 (2.3)	218 (2.6)	2370 (28.0)	2516 (29.6)	39-277 (14.1)	283-335 (84.5)

ALL-TIME SERIES FAST FACTS

	Overall	@ Anaheim	@ Minnesota
All-Time Series:	37-33-15	20-18-5	17-15-10
Current Streak:	Two Minnesota wins	Seven Minnesota wins	One Minnesota win
Last Win by Anaheim:	Jan. 27, 2024 (3-2)	Jan. 18, 2021 (1-0)	Jan. 27, 2024 (3-2)
Last Win by Minnesota:	Mar. 19, 2024 (4-0)	Mar. 19, 2024 (4-0)	Mar. 14, 2024 (2-0)
Last 10 games:	1-6-3	1-8-1	2-4-4
Overtime Record:	5-0-15	1-0-5	4-0-10
Longest Winning Streak:	Six games	Three games, three times	Six games
	Feb. 14, 2012-Dec. 11, 2013	Last: Oct. 17, 2014-Jan. 20, 2016	Oct. 27, 2011-Mar. 13, 2015
Longest Losing Streak:	13 games	Seven games	Seven games
	Jan. 20, 2021-Dec. 21, 2022	Jan. 20, 2021-present	Mar. 22, 2021-present
Last Shutout by Anaheim:	Jan. 18, 2021 (1-0)	Jan. 18, 2021 (1-0)	Feb. 19, 2019 (4-0)
Last Shutout by Minnesota:	Oct. 24, 2015 (3-0)	Oct. 14, 2007 (2-0)	Oct. 24, 2015 (3-0)
Biggest Anaheim win:	Oct. 6, 2000 (8-3)	Oct. 6, 2000 (8-3)	Two wins by four goals
Biggest Minnesota win:	Jan. 24, 2001 (5-0)	Jan. 24, 2001 (5-0)	Three wins by four goals

MONTREAL CANADIENS

ALL-TIME SERIES SUMMARY

Season	Series Results	GF	GA	SF	SA	Power Play	Penalty Killing
1993-94	0-2-0 (0-1-0 in ANA)	3 (1.5)	9 (4.5)	59 (29.5)	60 (30.0)	0-10 (0.0)	2-6 (33.3)
1994-95	Did not play						
1995-96	2-0-0 (1-0-0 in ANA)	8 (4.0)	4 (2.0)	67 (33.5)	56 (28.0)	3-14 (21.4)	7-8 (87.5)
1996-97	0-1-1 (0-1-0 in ANA)	11 (5.5)	12 (6.0)	67 (33.5)	71 (35.5)	4-12 (33.3)	4-9 (44.4)
1997-98	1-1-0 (0-1-0 in ANA)	8 (4.0)	8 (4.0)	52 (26.0)	58 (29.0)	4-13 (30.8)	7-11 (63.6)
1998-99	0-1-0 (0-0-0 in ANA)	0 (0.0)	1 (1.0)	30 (30.0)	24 (24.0)	0-3 (0.0)	2-3 (66.7)
1999-00	0-2-0-0 (0-1-0-0 in ANA)	2 (1.0)	4 (2.0)	56 (28.0)	46 (23.0)	0-7 (0.0)	5-6 (83.3)
2000-01	1-0-0-0 (1-0-0-0 in ANA)	4 (4.0)	2 (2.0)	23 (23.0)	29 (29.0)	1-6 (16.7)	4-5 (80.0)
2001-02	0-1-0-0 (0-0-0-0 in ANA)	1 (1.0)	3 (3.0)	25 (25.0)	18 (18.0)	0-7 (0.0)	4-4 (100.0)
2002-03	1-0-1-0 (1-0-0-0 in ANA)	5 (2.5)	3 (1.5)	56 (28.0)	49 (24.5)	0-5 (0.0)	4-5 (80.0)
2003-04	0-1-0-0 (0-1-0-0 in ANA)	2 (2.0)	5 (5.0)	38 (38.0)	24 (24.0)	0-3 (0.0)	1-2 (50.0)
2005-06	1-0-0 (0-0-0 in ANA)	5 (5.0)	3 (3.0)	37 (37.0)	24 (24.0)	1-6 (16.7)	5-7 (71.4)
2006-07	Did not play						
2007-08	1-0-0 (1-0-0 in ANA)	3 (3.0)	1 (1.0)	37 (37.0)	21 (21.0)	0-8 (0.0)	4-4 (100.0)
2008-09	1-0-0 (0-0-0 in ANA)	6 (6.0)	4 (4.0)	25 (25.0)	51 (51.0)	2-3 (66.7)	5-6 (83.3)
2009-10	0-0-1 (0-0-1 in ANA)	3 (3.0)	3 (3.0)	32 (32.0)	43 (43.0)	1-1 (100.0)	3-3 (100.0)
2010-11	1-0-0 (0-0-0 in ANA)	3 (3.0)	3 (3.0)	26 (26.0)	40 (40.0)	2-4 (50.0)	4-6 (66.7)
2011-12	1-0-0 (1-0-0 in ANA)	4 (4.0)	1 (1.0)	27 (27.0)	20 (20.0)	2-7 (28.6)	7-7 (100.0)
2012-13	Did not play						
2013-14	0-1-1 (0-0-1 in ANA)	4 (2.0)	7 (3.5)	74 (37.0)	56 (28.0)	1-9 (11.1)	9-11 (81.9)
2014-15	2-0-0 (1-0-0 in ANA)	5 (2.5)	2 (1.0)	56 (28.0)	62 (31.0)	0-4 (0.0)	4-6 (66.7)
2015-16	1-1-0 (1-0-0 in ANA)	5 (2.5)	6 (3.0)	70 (35.0)	50 (25.0)	1-7 (14.3)	4-4 (100.0)
2016-17	1-1-0 (1-0-0 in ANA)	3 (1.5)	6 (3.0)	51 (25.5)	74 (37.0)	1-7 (14.3)	7-9 (77.8)
2017-18	1-1-0 (1-0-0 in ANA)	8 (4.0)	7 (3.5)	90 (45.0)	80 (40.0)	2-8 (25.0)	9-13 (69.2)
2018-19	1-1-0 (1-0-0 in ANA)	9 (4.5)	6 (3.0)	54 (27.0)	69 (34.5)	1-5 (20.0)	8-9 (88.9)
2019-20	0-0-1 (0-0-0 in ANA)	2 (2.0)	3 (3.0)	37 (37.0)	27 (27.0)	0-2 (0.0)	4-5 (80.0)
2020-21	Did not play						
2021-22	2-0-0 (1-0-0 in ANA)	9 (4.5)	6 (3.0)	50 (25.0)	58 (29.0)	4-10 (40.0)	4-6 (66.7)
2022-23	2-0-0 (1-0-0 in ANA)	8 (4.0)	4 (2.0)	65 (32.5)	53 (26.5)	3-5 (60.0)	6-7 (85.7)
2023-24	0-2-0 (0-1-0 in ANA)	3 (1.5)	9 (4.5)	46 (23.0)	66 (33.0)	4-14 (28.6)	6-10 (60.0)
Totals	20-16-5 (12-6-2 in ANA)	124 (3.0)	122 (2.9)	1250 (30.5)	1229 (29.9)	37-180 (20.5)	129-172 (75.0)

ALL-TIME SERIES FAST FACTS

	Overall	@ Anaheim	@ Montreal
All-Time Series:	20-16-5	12-6-2	8-10-3
Current Streak:	Two Montreal wins	One Montreal win	One Montreal win
Last Win by Anaheim:	Mar. 3, 2023 (3-2)	Mar. 3, 2023 (3-2)	Dec. 15, 2022 (5-2)
Last Win by Montreal:	Feb. 13, 2024 (5-0)	Nov. 22, 2023 (4-3)	Feb. 13, 2024 (5-0)
Last 10 games:	5-4-1	8-1-1	3-6-1
Overtime Record:	3-0-5	1-0-2	2-0-3
Longest Winning Streak:	Four games Oct. 31, 2021- Mar. 3, 2023	Seven games Mar. 4, 2015-Mar. 3, 2023	Three games Dec. 10, 2005-Jan. 22, 2011
Longest Losing Streak:	Three games Oct. 13, 1998-Nov. 22, 1999	Three games Nov. 6, 1996-Nov. 22, 1999	Five games Mar. 22, 2016-Feb. 6, 2020
Last Shutout by Anaheim:	None	None	None
Last Shutout by Montreal:	Feb. 13, 2024 (5-0)	None	Feb. 13, 2024 (5-0)
Biggest Anaheim win:	Mar. 8, 2019 (8-2)	Mar. 8, 2019 (8-2)	Two wins by two goals
Biggest Montreal win:	Feb. 13, 2024 (5-0)	Two wins by three goals	Feb. 13, 2024 (5-0)

NASHVILLE PREDATORS

ALL-TIME SERIES SUMMARY

Season	Series Results	GF	GA	SF	SA	Power Play	Penalty Killing
1998-99	2-2-0 (2-0-0 in ANA)	11 (2.8)	8 (2.0)	127 (31.8)	114 (28.5)	7-23 (30.4)	12-15 (80.0)
1999-00	4-0-0-0 (2-0-0-0 in ANA)	13 (3.0)	5 (1.3)	121 (30.3)	109 (27.3)	2-11 (18.2)	13-14 (92.8)
2000-01	1-1-2-0 (1-1-0-0 in ANA)	6 (1.5)	8 (2.0)	104 (26.0)	115 (28.8)	1-17 (5.9)	13-15 (86.7)
2001-02	3-1-0-0 (2-0-0-0 in ANA)	13 (3.3)	8 (2.0)	101 (25.3)	90 (22.5)	3-16 (18.8)	11-11 (100.0)
2002-03	3-1-0-0 (2-0-0-0 in ANA)	8 (2.0)	4 (1.0)	119 (29.8)	124 (31.0)	3-18 (16.7)	19-20 (95.0)
2003-04	1-1-0-2 (0-0-0-2 in ANA)	10 (2.0)	11 (3.3)	134 (35.0)	118 (30.6)	4-16 (25.0)	19-23 (82.6)
2005-06	3-0-1 (2-0-0 in ANA)	16 (4.0)	8 (2.0)	136 (34.0)	130 (32.5)	6-28 (21.4)	19-21 (90.5)
2006-07	2-1-1 (2-0-0 in ANA)	10 (2.5)	10 (2.5)	134 (33.5)	79 (19.8)	4-19 (21.1)	19-21 (90.5)
2007-08	3-1-0 (2-0-0 in ANA)	12 (3.0)	8 (2.0)	107 (26.8)	118 (29.5)	3-16 (18.8)	19-23 (82.6)
2008-09	2-1-1 (1-0-1 in ANA)	10 (2.5)	12 (3.0)	115 (28.8)	125 (31.3)	5-12 (41.7)	8-13 (61.5)
2009-10	2-2-0 (1-1-0 in ANA)	8 (2.0)	6 (1.5)	109 (27.3)	131 (32.8)	1-10 (10.0)	10-12 (83.3)
2010-11	1-3-0 (1-1-0 in ANA)	11 (2.8)	17 (4.3)	153 (38.3)	125 (31.3)	3-16 (18.8)	15-16 (93.8)
2011-12	0-4-0 (0-2-0 in ANA)	5 (1.3)	13 (3.3)	101 (25.3)	116 (29.0)	0-9 (0.0)	14-17 (82.4)
2012-13	3-0-0 (2-0-0 in ANA)	9 (3.0)	5 (1.7)	72 (24.0)	76 (25.3)	2-9 (22.2)	10-10 (100.0)
2013-14	2-1-0 (0-1-0 in ANA)	11 (3.7)	10 (3.3)	81 (27.0)	88 (29.3)	2-10 (20.0)	9-10 (90.0)
2014-15	3-0-0 (2-0-0 in ANA)	12 (4.0)	7 (2.3)	87 (29.0)	103 (34.3)	1-10 (10.0)	7-11 (63.6)
2015-16	1-2-0 (1-0-0 in ANA)	7 (2.3)	10 (3.3)	96 (32.0)	92 (30.7)	1-12 (8.3)	14-17 (82.3)
2016-17	2-1-0 (2-0-0 in ANA)	9 (3.0)	9 (3.0)	95 (31.7)	83 (27.7)	4-13 (30.8)	11-14 (78.6)
2017-18	0-2-1 (0-1-0 in ANA)	7 (2.3)	11 (3.7)	106 (35.3)	93 (31.0)	2-8 (25.0)	6-9 (66.7)
2018-19	2-1-0 (2-0-0 in ANA)	6 (2.0)	8 (2.7)	67 (22.3)	102 (34.0)	1-8 (12.5)	13-17 (76.5)
2019-20	2-1-0 (1-0-0 in ANA)	9 (3.0)	12 (4.0)	101 (33.7)	91 (30.3)	3-10 (30.0)	7-9 (77.8)
2020-21	Did not play						
2021-22	0-3-0 (0-1-0 in ANA)	6 (2.0)	13 (4.3)	87 (29.3)	96 (32.0)	0-9 (0.0)	6-11 (54.6)
2022-23	0-2-1 (0-2-0 in ANA)	6 (2.0)	13 (4.0)	99 (33.0)	120 (42.0)	0-2 (0.0)	2-4 (50.0)
2023-24	2-1-0 (0-1-0 in ANA)	10 (3.3)	9 (3.0)	84 (28.0)	101 (33.6)	1-9 (11.1)	11-12 (91.6)
Totals	44-31-10 (28-10-4 in ANA)	225 (2.6)	225 (2.6)	2537 (29.8)	2539 (29.9)	59-311 (18.9)	287-345 (83.2)

ALL-TIME SERIES FAST FACTS

	Overall	@ Anaheim	@ Nashville
All-Time Series:	44-31-10	28-10-4	16-21-6
Current Streak:	One Nashville win	One Nashville win	Two Anaheim wins
Last Win by Anaheim:	Jan. 9, 2024 (5-3)	Jan. 5, 2020 (5-4 SO)	Jan. 9, 2024 (5-3)
Last Win by Nashville:	Feb. 25, 2024 (4-2)	Feb. 25, 2024 (4-2)	Nov. 29, 2022 (2-1 OT)
Last 10 games:	3-5-2	5-4-1	3-5-2
Overtime Record:	11-0-10	8-0-4	3-0-6
Longest Winning Streak:	Five games, two times Last: Jan. 26, 2013-Feb. 8, 2014	Six games Nov. 1, 2005-Jan. 7, 2008	Four games Feb. 16, 2013-Feb. 5, 2015
Longest Losing Streak:	Six games, twice Last: Nov. 22, 2021-Mar. 12, 2023	Five games Last: Mar. 21, 2022-present	Seven games Oct. 22, 2015-Oct. 22, 2019
Last Shutout by Anaheim:	Nov. 5, 2009 (4-0)	Nov. 5, 2009 (4-0)	None
Last Shutout by Nashville:	Nov. 12, 2016 (5-0)	Mar. 12, 2010 (1-0)	Nov. 12, 2016 (5-0)
Biggest Anaheim win:	Two wins by five goals	Two wins by five goals	Apr. 7, 2000 (5-1)
Biggest Nashville win:	Three wins by five goals	Dec. 30, 2022 (6-1)	Two wins by five goals

NEW JERSEY DEVILS

ALL-TIME SERIES SUMMARY

Season	Series Results	GF	GA	SF	SA	Power Play	Penalty Killing
1993-94	0-2-0 (0-1-0 in ANA)	3 (1.5)	10 (5.0)	41 (20.5)	67 (33.5)	1-8 (12.5)	9-12 (75.0)
1994-95	Did not play						
1995-96	2-0-0 (1-0-0 in ANA)	10 (5.0)	3 (1.5)	50 (25.0)	56 (28.0)	1-5 (20.0)	6-6 (100.0)
1996-97	1-1-0 (1-0-0 in ANA)	6 (3.0)	6 (3.0)	52 (26.0)	76 (38.0)	0-7 (0.0)	8-9 (88.9)
1997-98	1-1-0 (1-0-0 in ANA)	2 (1.0)	3 (1.5)	44 (22.0)	57 (28.5)	0-8 (0.0)	5-5 (100.0)
1998-99	0-2-0 (0-1-0 in ANA)	4 (2.0)	11 (5.5)	49 (24.5)	64 (32.0)	1-8 (12.5)	5-8 (62.5)
1999-00	0-2-0-0 (0-1-0-0 in ANA)	3 (1.5)	5 (2.5)	54 (27.0)	59 (29.5)	0-4 (0.0)	2-4 (50.0)
2000-01	0-2-0-0 (0-1-0-0 in ANA)	4 (2.0)	9 (4.5)	52 (26.0)	64 (32.0)	2-6 (33.3)	4-8 (50.0)
2001-02	1-0-0-0 (1-0-0-0 in ANA)	2 (2.0)	1 (1.0)	19 (19.0)	45 (45.0)	1-1 (100.0)	3-4 (75.0)
2002-03	0-1-0-1 (0-1-0-0 in ANA)	3 (1.5)	6 (3.0)	55 (27.5)	61 (30.5)	0-6 (0.0)	5-5 (100.0)
2003-04	0-0-1-0 (0-0-1-0 in ANA)	3 (3.0)	3 (3.0)	36 (36.0)	36 (36.0)	1-7 (14.3)	3-4 (75.0)
2005-06	Did not play						
2006-07	1-0-0 (1-0-0 in ANA)	4 (4.0)	2 (2.0)	37 (37.0)	25 (25.0)	0-6 (0.0)	5-6 (83.3)
2007-08	1-0-0 (0-0-0 in ANA)	2 (2.0)	1 (1.0)	24 (24.0)	35 (35.0)	0-2 (0.0)	5-5 (100.0)
2008-09	1-0-0 (1-0-0 in ANA)	4 (4.0)	3 (3.0)	34 (34.0)	21 (21.0)	0-4 (0.0)	1-2 (50.0)
2009-10	0-1-0 (0-0-0 in ANA)	1 (1.0)	3 (3.0)	32 (32.0)	25 (25.0)	0-6 (0.0)	3-3 (100.0)
2010-11	0-1-0 (0-1-0 in ANA)	1 (1.0)	2 (2.0)	28 (28.0)	27 (27.0)	1-3 (33.3)	4-4 (100.0)
2011-12	0-0-1 (0-0-0 in ANA)	2 (2.0)	2 (2.0)	38 (38.0)	27 (27.0)	0-3 (0.0)	1-1 (100.0)
2012-13	Did not play						
2013-14	1-0-1 (0-0-1 in ANA)	6 (3.0)	6 (3.0)	49 (24.5)	46 (23.0)	2-9 (22.2)	4-7 (57.1)
2014-15	2-0-0 (1-0-0 in ANA)	7 (3.5)	2 (1.0)	65 (32.5)	42 (21.0)	1-4 (25.0)	3-4 (75.0)
2015-16	2-0-0 (1-0-0 in ANA)	9 (4.5)	2 (1.0)	45 (22.5)	47 (23.5)	1-3 (33.3)	5-5 (100.0)
2016-17	1-1-0 (1-0-0 in ANA)	4 (2.0)	4 (2.0)	47 (23.5)	57 (28.5)	1-6 (16.7)	8-10 (80.0)
2017-18	1-1-0 (1-0-0 in ANA)	7 (3.5)	7 (3.5)	60 (30.0)	51 (25.5)	1-4 (25.0)	4-6 (66.7)
2018-19	2-0-0 (1-0-0 in ANA)	8 (4.0)	7 (3.5)	51 (25.5)	66 (33.0)	1-3 (33.3)	6-7 (85.7)
2019-20	0-2-0 (0-1-0 in ANA)	1 (0.5)	6 (3.0)	61 (30.5)	54 (27.0)	0-4 (0.0)	4-7 (57.1)
2020-21	Did not play						
2021-22	1-0-1 (1-0-0 in ANA)	5 (2.5)	1 (0.5)	61 (30.5)	68 (34.0)	2-9 (22.2)	8-8 (100.0)
2022-23	0-2-0 (0-1-0 in ANA)	4 (2.0)	10 (5.0)	53 (26.5)	80 (40.0)	1-8 (12.5)	4-5 (80.0)
2023-24	2-0-0 (1-0-0 in ANA)	9 (4.5)	4 (2.0)	51 (25.5)	84 (42.0)	1-7 (14.3)	7-9 (77.8)
Totals	20-19-5 (13-8-2 in ANA)	114 (2.6)	119 (2.7)	1188 (27.0)	1340 (30.5)	19-141 (13.5)	122-154 (79.2)

ALL-TIME SERIES FAST FACTS

	Overall	@ Anaheim	@ New Jersey
All-Time Series:	20-19-5	13-8-2	7-11-3
Current Streak:	Two Anaheim wins	One Anaheim win	One Anaheim win
Last Win by Anaheim:	Mar. 1, 2024 (4-3)	Mar. 1, 2024 (4-3)	Dec. 17, 2023 (5-1)
Last Win by New Jersey:	Jan. 13, 2022 (6-2)	Jan. 13, 2022 (6-2)	Oct. 18, 2022 (4-2)
Last 10 games:	4-5-1	6-3-1	4-4-2
Overtime Record:	2-0-5	1-0-2	1-0-3
Longest Winning Streak:	Five games Dec. 20, 2013-Mar. 14, 2016	Five games Jan. 16, 2015-Dec. 9, 2018	Three games Dec. 20, 2013-Dec. 19, 2015
Longest Losing Streak:	Seven games Mar. 18, 1998-Nov. 22, 2000	Three games Jan. 20, 1999-Nov. 22, 2000	Six games Dec. 28, 1996-Nov. 12, 2003
Last Shutout by Anaheim:	Nov. 2, 2021 (4-0)	Nov. 2, 2021 (4-0)	None
Last Shutout by New Jersey:	Mar. 1, 2020 (3-0)	None	Mar. 18, 1998 (3-0)
Biggest Anaheim win:	Mar. 14, 2016 (7-1)	Mar. 14, 2016 (7-1)	Dec. 17, 2024 (5-1)
Biggest New Jersey win:	Mar. 31, 1999 (7-1)	Jan. 13, 2022 (6-2)	Mar. 31, 1999 (7-1)

NEW YORK ISLANDERS

ALL-TIME SERIES SUMMARY

Season	Series Results	GF	GA	SF	SA	Power Play	Penalty Killing
1993-94	1-1-0 (0-1-0 in ANA)	6 (3.0)	4 (2.0)	53 (26.5)	67 (33.5)	1-6 (16.7)	4-5 (80.0)
1994-95	Did not play						1995-96
1-1-0 (1-0-0 in ANA)	5 (2.5)	5 (2.5)	72 (36.0)	58 (29.0)	1-11 (91)	9-11 (81.8)	
1996-97	0-1-1 (0-0-1 in ANA)	5 (2.5)	6 (3.0)	55 (27.5)	58 (29.0)	0-6 (0.0)	5-6 (83.3)
1997-98	1-1-0 (0-1-0 in ANA)	6 (3.0)	7 (3.5)	56 (28.0)	70 (35.0)	2-10 (20.0)	10-10 (100.0)
1998-99	0-0-2 (0-0-1 in ANA)	4 (2.0)	4 (2.0)	67 (33.5)	65 (32.5)	2-7 (28.6)	6-6 (100.0)
1999-00	0-1-0-0 (0-1-0-0 in ANA)	2 (2.0)	4 (4.0)	32 (32.0)	27 (27.0)	0-5 (0.0)	2-2 (100.0)
2000-01	2-0-0-0 (1-0-0-0 in ANA)	6 (3.0)	4 (2.0)	63 (31.5)	49 (24.5)	3-9 (33.3)	6-6 (100.0)
2001-02	0-1-0-0 (0-0-0-0 in ANA)	3 (3.0)	5 (5.0)	37 (37.0)	26 (26.0)	0-5 (0.0)	2-2 (100.0)
2002-03	0-0-1-0 (0-0-1-0 in ANA)	2 (2.0)	2 (2.0)	31 (31.0)	33 (33.0)	0-5 (0.0)	4-4 (100.0)
2003-04	0-2-0-0 (0-1-0-0 in ANA)	2 (1.0)	7 (3.5)	64 (32.0)	49 (24.5)	2-11 (18.2)	8-10 (80.0)
2005-06	Did not play						
2006-07	0-0-1 (0-0-1 in ANA)	4 (4.0)	4 (4.0)	50 (50.0)	24 (24.0)	2-6 (33.3)	2-3 (66.7)
2007-08	1-0-0 (0-0-0 in ANA)	3 (3.0)	0 (0.0)	26 (26.0)	25 (25.0)	1-6 (16.7)	1-1 (100.0)
2008-09	0-1-0 (0-0-0 in ANA)	1 (1.0)	2 (2.0)	40 (40.0)	14 (14.0)	1-5 (20.0)	0-1 (0.0)
2009-10	1-0-0 (1-0-0 in ANA)	5 (5.0)	4 (4.0)	39 (39.0)	31 (31.0)	1-2 (50.0)	1-3 (33.3)
2010-11	1-1-0 (1-0-0 in ANA)	3 (1.5)	3 (1.5)	46 (23.0)	56 (28.0)	1-7 (14.3)	8-9 (88.9)
2011-12	1-0-0 (1-0-0 in ANA)	4 (4.0)	2 (2.0)	20 (20.0)	21 (21.0)	0-2 (0.0)	3-3 (100.0)
2012-13	Did not play						
2013-14	2-0-0 (1-0-0 in ANA)	10 (5.0)	5 (2.5)	62 (31.0)	58 (29.0)	1-4 (25.0)	4-5 (80.0)
2014-15	1-0-1 (0-0-1 in ANA)	5 (2.5)	5 (2.5)	58 (29.0)	67 (33.5)	1-2 (50.0)	5-7 (71.4)
2015-16	0-2-0 (0-1-0 in ANA)	3 (1.5)	9 (4.5)	54 (27.0)	60 (30.0)	1-4 (25.0)	8-8 (100.0)
2016-17	0-0-2 (0-0-1 in ANA)	4 (2.0)	5 (2.5)	67 (33.5)	65 (32.5)	1-6 (16.7)	8-9 (88.9)
2017-18	2-0-0 (1-0-0 in ANA)	8 (4.0)	6 (3.0)	70 (35.0)	67 (33.5)	0-6 (0.0)	6-8 (75.0)
2018-19	1-1-0 (1-0-0 in ANA)	4 (2.0)	4 (2.0)	44 (22.0)	63 (31.5)	1-4 (25.0)	6-7 (85.7)
2019-20	2-0-0 (1-0-0 in ANA)	8 (4.0)	5 (2.5)	51 (25.5)	59 (29.5)	1-6 (16.7)	3-5 (60.0)
2020-21	Did not play						
2021-22	0-2-0 (0-1-0 in ANA)	3 (1.5)	8 (4.0)	76 (38.0)	51 (25.5)	0-4 (0.0)	4-4 (100.0)
2022-23	0-2-0 (0-1-0 in ANA)	4 (2.0)	13 (6.5)	61 (30.5)	56 (28.0)	1-6 (16.7)	5-5 (100.0)
2023-24	0-2-0 (0-1-0 in ANA)	4 (2.0)	10 (5.0)	47 (23.5)	54 (27.0)	1-4 (25.0)	7-9 (77.8)
Totals	17-17-8 (9-7-6 in ANA)	110 (2.6)	123 (2.9)	1294 (30.8)	1219 (29.0)	24-145 (16.6)	120-140 (85.7)

ALL-TIME SERIES FAST FACTS

	Overall	@ Anaheim	@ New York
All-Time Series:	17-19-8	9-8-6	8-11-2
Current Streak:	Six New York wins	Three New York win	Three New York wins
Last Win by Anaheim:	Dec. 21, 2019 (6-5 SO)	Nov. 25, 2019 (3-0)	Dec. 21, 2019 (6-5 SO)
Last Win by New York:	Mar. 10, 2024 (6-1)	Mar. 10, 2024 (6-1)	Dec. 13, 2023 (4-3)
Last 10 games:	3-7-0	4-4-2	4-5-1
Overtime Record:	4-0-8	2-0-6	2-0-2
Longest Winning Streak:	Three games, two times Last: Oct. 11, 2017-Oct. 17, 2018	Four games Mar. 19, 2010-Dec. 9, 2013	Two games Dec. 21, 2013-Mar. 28, 2015
Longest Losing Streak:	Four games, twice Last: Feb. 27, 2020-present	Three games Nov. 5, 2014-Nov. 22, 2016	Two games, five times Last: Feb. 27-Oct. 15, 2022
Last Shutout by Anaheim:	Nov. 25, 2019 (3-0)	Nov. 25, 2019 (3-0)	Feb. 5, 2008 (3-0)
Last Shutout by New York:	Feb. 27, 2022 (4-0)	Feb. 27, 2022 (4-0)	Jan. 20, 2019 (3-0)
Biggest Anaheim win:	Two wins by three goals	Three wins by three goals	Three wins by two goals
Biggest New York win:	Oct. 15, 2022 (7-1)	Feb. 27, 2022 (4-0)	Oct. 15, 2022 (7-1)

NEW YORK RANGERS

ALL-TIME SERIES SUMMARY

Season	Series Results	GF	GA	SF	SA	Power Play	Penalty Killing
1993-94	2-0-0 (1-0-0 in ANA)	7 (3.5)	4 (2.0)	73 (36.5)	72 (36.0)	3-11 (27.3)	10-11 (90.9)
1994-95	Did not play						
1995-96	1-1-0 (1-0-0 in ANA)	8 (4.0)	9 (4.5)	47 (23.5)	76 (38.0)	2-16 (12.5)	7-12 (58.3)
1996-97	1-1-0 (1-0-0 in ANA)	7 (3.5)	5 (2.5)	57 (23.5)	76 (38.0)	1-8 (12.5)	5-8 (62.5)
1997-98	1-0-1 (1-0-0 in ANA)	6 (3.0)	5 (2.5)	50 (25.0)	69 (34.5)	0-4 (0.0)	9-10 (90.0)
1998-99	2-0-0 (1-0-0 in ANA)	7 (3.5)	2 (1.0)	44 (22.0)	43 (21.5)	2-12 (16.7)	14-14 (100.0)
1999-00	0-0-0-1 (0-0-0-1 in ANA)	3 (3.0)	4 (4.0)	39 (39.0)	22 (22.0)	1-2 (50.0)	3-4 (75.0)
2000-01	2-0-0-0 (1-0-0-0 in ANA)	10 (5.0)	7 (3.5)	71 (35.5)	58 (29.0)	2-11 (18.2)	7-10 (70.0)
2001-02	1-0-0-0 (0-0-0-0 in ANA)	3 (3.0)	2 (2.0)	15 (15.0)	35 (35.0)	2-11 (18.2)	8-8 (100.0)
2002-03	0-1-0-1 (0-1-0-0 in ANA)	4 (2.0)	9 (4.5)	68 (34.0)	57 (28.5)	0-8 (0.0)	6-7 (85.7)
2003-04	1-0-0-0 (0-0-0-0 in ANA)	3 (3.0)	1 (1.0)	22 (22.0)	39 (39.0)	2-5 (40.0)	4-4 (100.0)
2005-06	Did not play						
2006-07	0-0-1 (0-0-1 in ANA)	3 (3.0)	4 (4.0)	33 (33.0)	34 (34.0)	0-6 (0.0)	7-9 (77.8)
2007-08	1-0-0 (0-0-0 in ANA)	4 (4.0)	1 (1.0)	19 (19.0)	33 (33.0)	1-2 (50.0)	4-4 (100.0)
2008-09	0-2-0 (0-1-0 in ANA)	3 (2.5)	7 (3.5)	54 (27.0)	59 (29.5)	1-8 (12.50)	9-12 (75.0)
2009-10	0-1-0 (0-0-0 in ANA)	0 (0.0)	3 (3.0)	18 (18.0)	38 (38.0)	0-4 (0.0)	3-5 (60.0)
2010-11	1-0-0 (1-0-0 in ANA)	5 (5.0)	2 (2.0)	33 (33.0)	32 (32.0)	0-3 (0.0)	2-3 (66.7)
2011-12	1-0-1 (0-0-0 in ANA*)	2 (1.0)	2 (1.0)	56 (28.0)	40 (20.0)	0-8 (0.0)	11-11 (100.0)
2012-13	Did not play						
2013-14	2-0-0 (1-0-0 in ANA)	8 (4.0)	1 (0.5)	62 (31.0)	67 (33.5)	0-8 (0.0)	5-5 (100.0)
2014-15	0-2-0 (0-1-0 in ANA)	3 (1.5)	11 (5.5)	63 (31.5)	59 (29.5)	1-4 (25.0)	2-3 (66.7)
2015-16	0-1-1 (0-1-0 in ANA)	3 (1.5)	5 (2.5)	42 (21.0)	45 (22.5)	0-4 (0.0)	7-8 (87.5)
2016-17	1-1-0 (1-0-0 in ANA)	7 (3.5)	7 (3.5)	78 (39.0)	48 (24.0)	1-7 (14.3)	3-3 (100.0)
2017-18	1-1-0 (1-0-0 in ANA)	7 (3.5)	7 (3.5)	71 (35.5)	76 (32.0)	2-8 (25.0)	4-5 (80.0)
2018-19	0-1-1 (0-0-1 in ANA)	3 (1.5)	5 (2.5)	45 (22.5)	48 (24.0)	1-8 (12.5)	5-6 (83.3)
2019-20	1-1-0 (1-0-0 in ANA)	4 (2.0)	8 (4.0)	62 (31.0)	73 (36.5)	2-8 (25.0)	7-7 (100.0)
2020-21	Did not play						
2021-22	0-1-1 (0-1-0 in ANA)	4 (2.0)	8 (4.0)	37 (18.5)	78 (39.0)	1-6 (16.7)	6-7 (85.7)
2022-23	1-1-0 (1-0-0 in ANA)	7 (3.5)	8 (4.0)	44 (22.0)	86 (43.0)	0-4 (0.0)	7-8 (87.5)
2023-24	0-2-0 (0-1-0 in ANA)	3 (1.5)	10 (5.0)	48 (24.0)	72 (36.0)	0-6 (0.0)	6-10 (60.0)
Totals	20-17-8 (13-6-3 in ANA)	124 (2.8)	137 (3.0)	1251 (27.8)	1435 (31.8)	25-182 (13.7)	159-194 (82.0)

* - Game at Globe Arena in Stockholm, Sweden not considered played in Anaheim

ALL-TIME SERIES FAST FACTS

	Overall	@ Anaheim	@ New York
All-Time Series:	20-17-8	13-6-3	7-11-5
Current Streak:	Two New York wins	One New York win	Nine New York wins
Last Win by Anaheim:	Nov. 23, 2022 (3-2)	Nov. 23, 2022 (3-2)	Nov. 4, 2013 (2-1)
Last Win by New York:	Jan. 21, 2024 (5-2)	Jan. 21, 2024 (5-2)	Dec. 15, 2023 (5-1)
Last 10 games:	2-6-2	5-4-1	1-7-2
Overtime Record:	2-0-8	2-0-3	0-0-5
Longest Winning Streak:	Three games, two times Last: Oct. 16, 2000-Nov. 25, 2001	Five games Jan. 28, 1994-Nov. 18, 1998	Three games Apr. 2, 1999-Nov. 25, 2001
Longest Losing Streak:	Five games Jan. 17, 2015-Feb. 7, 2017	Three games Nov. 1, 2006-Dec. 16, 2009	Eight games Mar. 22, 2015-present
Last Shutout by Anaheim:	Oct. 10, 2013 (6-0)	Oct. 10, 2013 (6-0)	None
Last Shutout by New York:	Oct. 11, 2009 (3-0)	None	Oct. 11, 2009 (3-0)
Biggest Anaheim win:	Oct. 10, 2013 (6-0)	Oct. 10, 2013 (6-0)	Two wins by three goals
Biggest New York win:	Mar. 22, 2015 (7-2)	Feb. 21, 2003 (6-2)	Mar. 22, 2015 (7-2)

OTTAWA SENATORS

ALL-TIME SERIES SUMMARY

Season	Series Results	GF	GA	SF	SA	Power Play	Penalty Killing
1993-94	1-1-0 (1-0-0 in ANA)	6 (3.0)	5 (2.5)	47 (23.5)	56 (28.0)	1-8 (12.5)	8-8 (100.0)
1994-95	Did not play						
1995-96	2-0-0 (1-0-0 in ANA)	7 (3.5)	4 (2.0)	49 (24.5)	54 (27.0)	1-11 (9.1)	7-9 (77.8)
1996-97	2-0-0 (1-0-0 in ANA)	8 (4.0)	4 (2.0)	44 (22.0)	68 (34.0)	1-6 (16.7)	7-8 (87.5)
1997-98	1-0-1 (0-0-1 in ANA)	6 (3.0)	3 (1.5)	42 (21.0)	77 (38.5)	3-8 (37.5)	11-12 (91.7)
1998-99	0-0-2 (0-0-1 in ANA)	4 (2.0)	4 (2.0)	37 (18.5)	82 (41.0)	0-4 (0.0)	8-9 (88.9)
1999-00	0-2-0-0 (0-1-0 in ANA)	2 (1.0)	6 (3.0)	53 (26.5)	65 (32.5)	0-6 (0.0)	2-5 (40.0)
2000-01	0-1-0-0 (0-0-0-0 in ANA)	1 (1.0)	4 (4.0)	31 (31.0)	31 (31.0)	0-4 (0.0)	5-5 (100.0)
2001-02	0-1-0-0 (0-1-0-0 in ANA)	2 (2.0)	4 (4.0)	18 (18.0)	19 (19.0)	0-4 (0.0)	3-5 (60.0)
2002-03	1-1-0-0 (1-0-0-0 in ANA)	4 (2.0)	5 (2.5)	52 (26.0)	53 (26.5)	1-7 (14.3)	6-7 (85.7)
2003-04	0-1-0-0 (0-1-0-0 in ANA)	0 (0.0)	3 (3.0)	27 (27.0)	28 (28.0)	0-3 (0.0)	3-3 (100.0)
2005-06	1-0-0-0 (0-0-0 in ANA)	3 (3.0)	3 (3.0)	39 (39.0)	33 (33.0)	1-4 (25.0)	3-4 (75.0)
2006-07	Did not play						
2007-08	1-0-0 (1-0-0 in ANA)	3 (3.0)	1 (1.0)	31 (31.0)	25 (25.0)	2-6 (33.3)	4-4 (100.0)
2008-09	1-0-0 (0-0-0 in ANA)	4 (4.0)	3 (3.0)	32 (32.0)	30 (30.0)	1-3 (33.3)	5-7 (71.4)
2009-10	0-0-1 (0-0-1 in ANA)	3 (3.0)	3 (3.0)	36 (36.0)	29 (29.0)	0-3 (0.0)	4-5 (80.0)
2010-11	1-0-0 (0-0-0 in ANA)	1 (0.0)	1 (1.0)	27 (27.0)	40 (40.0)	0-0 (0.0)	2-2 (100.0)
2011-12	1-0-0 (1-0-0 in ANA)	2 (2.0)	1 (1.0)	29 (29.0)	32 (32.0)	0-3 (0.0)	2-2 (100.0)
2012-13	Did not play						
2013-14	2-0-0 (1-0-0 in ANA)	6 (3.0)	2 (1.0)	84 (42.0)	58 (29.0)	0-11 (0.0)	4-5 (100.0)
2014-15	0-2-0 (0-1-0 in ANA)	2 (1.0)	9 (4.5)	59 (29.5)	65 (32.5)	0-5 (0.0)	5-6 (83.3)
2015-16	2-0-0 (1-0-0 in ANA)	8 (4.0)	4 (2.0)	77 (38.5)	58 (29.0)	2-6 (33.3)	6-6 (100.0)
2016-17	1-0-1 (1-0-0 in ANA)	6 (3.0)	3 (1.5)	57 (28.5)	40 (20.0)	4-8 (50.0)	4-6 (66.7)
2017-18	1-0-1 (1-0-0 in ANA)	4 (2.0)	2 (1.0)	53 (26.5)	61 (31.5)	0-4 (0.0)	5-7 (71.4)
2018-19	0-1-1 (0-0-1 in ANA)	1 (0.5)	6 (3.0)	78 (39.0)	65 (32.5)	0-6 (0.0)	1-1 (100.0)
2019-20	2-0-0 (1-0-0 in ANA)	7 (3.5)	4 (2.0)	43 (21.5)	74 (37.0)	2-5 (40.0)	8-10 (80.0)
2020-21	Did not play						
2021-22	2-0-0 (1-0-0 in ANA)	6 (3.0)	1 (0.5)	53 (26.5)	79 (39.5)	1-5 (20.0)	7-7 (100.0)
2022-23	0-2-0 (0-1-0 in ANA)	1 (0.5)	8 (4.0)	64 (32.0)	71 (35.5)	0-9 (0.0)	7-12 (58.3)
2023-24	2-0-0 (1-0-0 in ANA)	7 (3.5)	2 (1.0)	36 (18.0)	64 (32.0)	2-5 (40.0)	7-7 (100.0)
Totals	24-12-7 (13-5-4 in ANA)	104 (2.4)	95 (2.2)	1198 (27.9)	1357 (31.6)	22-144 (15.3)	134-162 (82.7)

ALL-TIME SERIES FAST FACTS

	Overall	@ Anaheim	@ Ottawa
All-Time Series:	24-12-7	13-5-4	11-7-3
Current Streak:	Two Anaheim wins	One Anaheim win	One Anaheim win
Last Win by Anaheim:	Mar. 6, 2024 (2-1)	Mar. 6, 2024 (2-1)	Feb. 15, 2024 (5-1)
Last Win by Ottawa:	Dec. 12, 2022 (3-0)	Nov. 25, 2022 (5-1)	Dec. 12, 2022 (3-0)
Last 10 games:	6-3-1	7-2-1	5-3-2
Overtime Record:	5-0-7	0-0-4	5-0-3
Longest Winning Streak:	Five games Mar. 13, 1994-Mar. 5, 1997	Three games, two times Last: Jan. 13, 2016-Feb. 7, 2019	Four games Jan. 19, 2006-Oct. 25, 2013
Longest Losing Streak:	Five games Nov. 13, 1999-Jan. 16, 2003	Two games Jan. 12, 2000-Jan. 29, 2003	Three games, two times Last: Dec. 22, 2016-Feb. 7, 2019
Last Shutout by Anaheim:	Nov. 26, 2021 (4-0)	Nov. 26, 2021 (4-0)	None
Last Shutout by Ottawa:	Feb. 7, 2019 (4-0)	Feb. 25, 2015 (3-0)	Feb. 7, 2019 (4-0)
Biggest Anaheim win:	Four wins by four goals	Three wins by four goals	Feb. 15, 2024 (5-1)
Biggest Ottawa win:	Three wins by four goals	Nov. 25, 2022 (5-1)	Two wins by four goals

PHILADELPHIA FLYERS

ALL-TIME SERIES SUMMARY

Season	Series Results	GF	GA	SF	SA	Power Play	Penalty Killing
1993-94	2-0-0 (1-0-0 in ANA)	9 (4.5)	5 (2.5)	61 (30.5)	60 (30.0)	0-11 (0.0)	5-8 (62.5)
1994-95	Did not play						
1995-96	0-1-1 (0-1-0 in ANA)	4 (2.0)	6 (3.0)	40 (20.0)	66 (33.0)	1-10 (10.0)	9-11 (81.8)
1996-97	0-2-0 (0-1-0 in ANA)	3 (1.5)	7 (3.5)	39 (19.5)	67 (33.5)	1-5 (20.0)	3-6 (50.0)
1997-98	0-0-2 (0-0-1 in ANA)	5 (2.5)	5 (2.5)	55 (27.5)	68 (34.0)	1-9 (11.1)	6-8 (75.0)
1998-99	1-1-0 (1-0-0 in ANA)	6 (3.0)	8 (4.0)	46 (23.0)	64 (32.0)	4-13 (30.8)	11-16 (68.8)
1999-00	0-0-2-0 (0-0-1-0 in ANA)	6 (3.0)	6 (3.0)	52 (26.0)	81 (40.5)	2-6 (33.3)	5-8 (62.5)
2000-01	1-0-0-0 (0-0-0-0 in ANA)	4 (4.0)	3 (3.0)	23 (23.0)	32 (32.0)	1-3 (33.3)	3-3 (100.0)
2001-02	1-1-0-0 (1-0-0-0 in ANA)	6 (3.0)	6 (3.0)	47 (23.5)	55 (27.5)	1-6 (16.7)	6-7 (85.7)
2002-03	0-1-0-0 (0-1-0-0 in ANA)	0 (0.0)	1 (1.0)	28 (28.0)	25 (25.0)	0-7 (0.0)	7-8 (87.5)
2003-04	1-0-0-0 (1-0-0-0 in ANA)	4 (4.0)	3 (3.0)	29 (29.0)	35 (35.0)	1-8 (12.5)	4-4 (100.0)
2005-06	Did not play						
2006-07	0-1-0 (0-1-0 in ANA)	4 (4.0)	7 (7.0)	41 (41.0)	16 (16.0)	2-6 (33.3)	2-5 (40.0)
2007-08	0-1-0 (0-0-0 in ANA)	0 (0.0)	3 (3.0)	27 (27.0)	25 (25.0)	0-3 (0.0)	2-3 (66.7)
2008-09	0-0-1 (0-0-1 in ANA)	4 (4.0)	4 (4.0)	27 (27.0)	32 (32.0)	2-4 (50.0)	5-6 (83.3)
2009-10	1-0-0 (0-0-0 in ANA)	2 (2.0)	2 (2.0)	33 (33.0)	35 (35.0)	0-4 (0.0)	5-7 (71.4)
2010-11	2-0-0 (1-0-0 in ANA)	8 (4.0)	4 (2.0)	49 (24.5)	79 (39.5)	1-6 (16.7)	7-7 (100.0)
2011-12	0-0-1 (0-0-1 in ANA)	3 (3.0)	4 (4.0)	22 (22.0)	47 (47.0)	1-3 (33.3)	6-9 (66.7)
2012-13	Did not play						
2013-14	2-0-0 (1-0-0 in ANA)	8 (4.0)	5 (2.5)	65 (32.5)	58 (29.0)	0-3 (0.0)	5-7 (71.4)
2014-15	2-0-0 (1-0-0 in ANA)	7 (3.5)	7 (3.5)	61 (30.5)	77 (38.5)	1-7 (14.3)	3-6 (50.0)
2015-16	2-0-0 (1-0-0 in ANA)	8 (4.0)	3 (1.5)	63 (31.5)	55 (27.5)	3-7 (42.9)	10-12 (83.3)
2016-17	2-0-0 (1-0-0 in ANA)	6 (3.0)	5 (2.5)	51 (25.5)	77 (38.5)	0-4 (0.0)	10-12 (83.3)
2017-18	1-0-1 (0-0-1 in ANA)	8 (4.0)	5 (2.5)	48 (24.0)	70 (35.0)	1-5 (20.0)	11-11 (100.0)
2018-19	0-2-0 (0-1-0 in ANA)	4 (2.0)	9 (4.5)	57 (28.5)	76 (38.0)	3-7 (42.9)	7-9 (77.8)
2019-20	0-1-1 (0-0-1 in ANA)	2 (1.0)	6 (3.0)	69 (34.5)	66 (33.0)	1-9 (11.1)	4-4 (100.0)
2020-21	Did not play						
2021-22	2-0-0 (1-0-0 in ANA)	9 (4.5)	4 (2.0)	64 (32.0)	62 (31.0)	3-6 (50.0)	3-3 (100.0)
2022-23	0-2-0 (0-1-0 in ANA)	3 (1.5)	9 (4.5)	56 (28.0)	72 (36.0)	1-8 (12.5)	6-7 (85.7)
2023-24	1-1-0 (0-1-0 in ANA)	10 (5.0)	10 (5.0)	63 (31.5)	66 (33.0)	4-8 (50.0)	6-7 (85.7)
Totals	21-14-9 (10-7-6 in ANA)	133 (3.0)	137 (3.1)	1216 (27.6)	1466 (33.3)	35-168 (20.8)	148-191 (77.5)

ALL-TIME SERIES FAST FACTS

	Overall	@ Anaheim	@ Philadelphia
All-Time Series:	21-14-9	10-7-6	11-7-3
Current Streak:	One Philadelphia win	One Philadelphia win	One Anaheim win
Last Win by Anaheim:	Oct. 28, 2023 (7-4)	Jan. 4, 2022 (4-1)	Oct. 28, 2023 (7-4)
Last Win by Philadelphia:	Nov. 10, 2023 (6-3)	Nov. 10, 2023 (6-3)	Jan. 17, 2023 (5-2)
Last 10 games:	3-6-1	5-3-2	7-3-0
Overtime Record:	6-0-9	3-0-6	3-0-3
Longest Winning Streak:	Eight games Oct. 29, 2013- Jan. 1, 2017	Four games Jan. 30, 2014-Jan. 1, 2017	Seven games Oct. 10, 2009-Oct. 24, 2017
Longest Losing Streak:	Four games Oct. 30, 2018-Dec.29, 2019	Three games Oct. 7, 2017-Dec. 29, 2019	Two games, two times Last: Feb. 9, 2019-Dec. 17, 2019
Last Shutout by Anaheim:	None	None	None
Last Shutout by Philadelphia:	Feb. 2, 2008 (3-0)	Jan. 3, 2003 (1-0)	Feb. 2, 2008 (3-0)
Biggest Anaheim win:	Oct. 24, 2017 (6-2)	Three wins by three goals	Oct. 24, 2017 (6-2)
Biggest Philadelphia win:	Feb. 9, 2019 (6-2)	Two wins by three goals	Feb. 9, 2019 (6-2)

PITTSBURGH PENGUINS

ALL-TIME SERIES SUMMARY

Season	Series Results	GF	GA	SF	SA	Power Play	Penalty Killing
1993-94	0-1-1 (0-1-0 in ANA)	6 (3.0)	7 (3.5)	71 (35.5)	61 (30.5)	2-7 (28.6)	7-9 (77.8)
1994-95	Did not play						
1995-96	1-1-0 (1-0-0 in ANA)	8 (4.0)	8 (4.0)	56 (28.0)	74 (37.0)	1-11 (9.1)	8-12 (66.7)
1996-97	0-2-0 (0-1-0 in ANA)	6 (3.0)	12 (6.0)	58 (29.0)	56 (28.0)	2-7 (28.6)	8-11 (72.7)
1997-98	0-2-0 (0-1-0 in ANA)	2 (1.0)	8 (4.0)	55 (27.5)	40 (20.0)	1-12 (8.3)	8-9 (88.9)
1998-99	1-0-1 (1-0-0 in ANA)	9 (4.5)	7 (3.5)	64 (32.0)	83 (41.5)	4-9 (44.4)	9-11 (81.8)
1999-00	2-0-0-0 (1-0-0-0 in ANA)	9 (4.5)	2 (1.0)	67 (33.5)	45 (22.5)	3-11 (27.3)	7-7 (100.0)
2000-01	0-1-0-0 (0-0-0-0 in ANA)	2 (2.0)	3 (3.0)	25 (25.0)	27 (27.0)	0-3 (0.0)	3-4 (75.0)
2001-02	2-0-0-0 (1-0-0-0 in ANA)	8 (4.0)	4 (2.0)	48 (24.0)	74 (37.0)	2-9 (22.2)	7-8 (87.5)
2002-03	1-0-0-0 (1-0-0-0 in ANA)	5 (5.0)	0 (0.0)	47 (47.0)	19 (19.0)	1-5 (20.0)	8-8 (100.0)
2003-04	0-1-0-0 (0-0-0-0 in ANA)	1 (1.0)	2 (2.0)	27 (27.0)	28 (28.0)	0-3 (0.0)	2-3 (66.7)
2005-06	Did not play						
2006-07	1-0-0 (1-0-0 in ANA)	3 (3.0)	2 (2.0)	40 (40.0)	17 (17.0)	2-9 (22.2)	2-2 (100.0)
2007-08	0-1-0 (0-0-0 in ANA)	4 (4.0)	5 (5.0)	23 (23.0)	29 (29.0)	1-5 (20.0)	4-5 (80.0)
2008-09	0-1-0 (0-0-0 in ANA)	1 (1.0)	3 (3.0)	22 (22.0)	24 (24.0)	1-4 (25.0)	3-3 (100.0)
2009-10	0-2-0 (0-1-0 in ANA)	5 (2.5)	9 (4.5)	54 (27.0)	53 (26.5)	0-5 (0.0)	12-13 (92.3)
2010-11	1-0-0 (1-0-0 in ANA)	3 (3.0)	2 (2.0)	19 (19.0)	32 (32.0)	0-2 (0.0)	3-4 (75.0)
2011-12	1-0-0 (0-0-0 in ANA)	2 (2.0)	1 (1.0)	29 (29.0)	26 (26.0)	0-3 (0.0)	1-1 (100.0)
2012-13	Did not play						
2013-14	0-1-1 (0-0-1 in ANA)	3 (1.5)	5 (2.5)	59 (29.5)	44 (22.0)	0-4 (0.0)	5-6 (83.3)
2014-15	0-2-0 (0-1-0 in ANA)	6 (3.0)	11 (5.5)	58 (29.0)	60 (30.0)	3-9 (33.3)	7-8 (87.5)
2015-16	1-1-0 (1-0-0 in ANA)	4 (2.0)	7 (3.5)	63 (31.5)	59 (29.5)	0-3 (0.0)	3-3 (100.0)
2016-17	0-2-0 (0-1-0 in ANA)	3 (1.5)	8 (4.0)	69 (34.5)	79 (39.5)	2-6 (33.3)	4-6 (66.7)
2017-18	2-0-0 (1-0-0 in ANA)	9 (4.5)	3 (1.5)	56 (28.0)	62 (31.0)	1-4 (25.0)	4-6 (66.7)
2018-19	1-1-0 (0-1-0 in ANA)	8 (4.0)	9 (4.5)	61 (30.5)	66 (33.0)	1-4 (25.0)	5-7 (71.4)
2019-20	1-1-0 (1-0-0 in ANA)	4 (2.0)	4 (2.0)	53 (26.5)	58 (29.0)	1-9 (11.1)	9-11 (81.8)
2020-21	Did not play						
2021-22	0-2-0 (0-1-0 in ANA)	1 (0.5)	5 (2.5)	59 (29.5)	63 (31.5)	0-5 (0.0)	3-4 (75.0)
2022-23	0-1-1 (0-1-0 in ANA)	6 (3.0)	10 (5.0)	60 (30.0)	104 (52.0)	3-6 (50.0)	7-8 (87.5)
2023-24	1-1-0 (0-1-0 in ANA)	4 (2.0)	5 (2.5)	58 (29.0)	80 (40.0)	2-10 (20.0)	4-5 (80.0)
Totals	16-24-4 (10-10-1 in ANA)	122 (2.8)	141 (3.2)	1301 (29.6)	1363 (31.0)	33-165 (20.0)	138-169 (81.7)

ALL-TIME SERIES FAST FACTS

	Overall	@ Anaheim	@ Pittsburgh
All-Time Series:	16-24-4	10-10-1	6-14-3
Current Streak:	One Pittsburgh win	Three Pittsburgh wins	One Anaheim win
Last Win by Anaheim:	Oct. 30, 2023 (4-3)	Feb. 28, 2020 (3-2)	Oct. 30, 2023 (4-3)
Last Win by Pittsburgh:	Nov. 7, 2023 (2-0)	Nov. 7, 2023 (2-0)	Jan. 17, 2023 (4-3 OT)
Last 10 games:	3-6-1	3-6-1	3-6-1
Overtime Record:	2-0-4	2-0-1	0-0-3
Longest Winning Streak:	Three games, three times Last: Dec. 23, 2017-Dec. 17, 2018	Five games Jan. 18, 1999-Nov. 6, 2006	Two games Dec. 23, 2017-Dec. 17, 2018
Longest Losing Streak:	Four games, four times Last: Dec. 11, 2021-Feb. 10, 2023	Two games, three times Last: Jan. 11, 2022-Present	Four games, two times Last: Nov. 18, 2013-Oct. 15, 2016
Last Shutout by Anaheim:	Dec. 23, 2017 (4-0)	Dec. 15, 2002 (5-0)	Dec. 23, 2017 (4-0)
Last Shutout by Pittsburgh:	Nov. 7, 2023 (2-0)	Nov. 7, 2023 (2-0)	Dec. 11, 2021 (1-0)
Biggest Anaheim win:	Jan. 29, 2000 (7-1)	Dec. 15, 2002 (5-0)	Jan. 29, 2000 (7-1)
Biggest Pittsburgh win:	Three wins by four goals	Nov. 2, 2016 (5-1)	Two wins by four goals

SAN JOSE SHARKS

ALL-TIME SERIES SUMMARY

Season	Series Results	GF	GA	SF	SA	Power Play	Penalty Killing
1993-94	0-6-0 (0-3-0 in ANA)	9 (1.5)	22 (3.6)	155 (25.8)	137 (22.8)	3-22 (13.6)	24-28 (85.7)
1994-95	4-1-0 (2-1-0 in ANA)	22 (4.4)	15 (3.0)	154 (30.8)	120 (24.0)	3-20 (15.0)	17-20 (85.0)
1995-96	4-1-0 (2-1-0 in ANA)	21 (4.2)	17 (3.4)	152 (30.4)	140 (28.0)	5-22 (22.7)	19-26 (73.1)
1996-97	3-1-1 (1-1-0 in ANA)	17 (3.4)	15 (3.0)	147 (29.4)	154 (30.8)	5-31 (16.1)	20-22 (90.9)
1997-98	0-6-0 (0-3-0 in ANA)	12 (2.0)	26 (4.3)	145 (24.1)	175 (29.1)	2-28 (7.1)	21-30 (70.0)
1998-99	3-1-2 (1-1-1 in ANA)	15 (2.5)	12 (2.0)	189 (31.5)	174 (29.0)	10-38 (26.3)	31-34 (91.2)
1999-00	4-1-1-0 (2-0-1-0 in ANA)	21 (3.5)	15 (2.5)	187 (31.2)	156 (26.0)	7-30 (23.3)	17-22 (77.3)
2000-01	1-3-0-1 (1-1-0-0 in ANA)	9 (1.8)	17 (3.4)	119 (23.8)	148 (29.6)	6-23 (26.1)	22-25 (88.0)
2001-02	1-4-0-0 (0-3-0-0 in ANA)	9 (1.8)	17 (3.4)	147 (29.4)	132 (26.4)	3-27 (11.1)	20-22 (90.9)
2002-03	3-2-0-0 (1-1-0-0 in ANA)	14 (2.8)	15 (3.0)	116 (23.2)	133 (26.6)	4-20 (20.0)	15-19 (78.9)
2003-04	2-4-0-0 (1-2-0-0 in ANA)	9 (1.5)	12 (2.0)	158 (26.3)	171 (28.5)	2-23 (8.7)	21-24 (87.5)
2005-06	4-3-1 (2-1-1 in ANA)	23 (2.9)	25 (3.1)	246 (30.7)	251 (31.4)	8-49 (16.3)	40-50 (80.0)
2006-07	5-2-1 (2-1-1 in ANA)	29 (3.6)	19 (2.4)	245 (30.8)	244 (30.6)	7-32 (21.9)	32-39 (82.0)
2007-08	5-2-1 (2-1-1 in ANA)	17 (2.1)	14 (1.8)	192 (24.0)	238 (29.8)	3-26 (11.5)	36-41 (87.8)
2008-09	2-4-0 (1-2-0 in ANA)	12 (2.0)	12 (2.0)	163 (27.2)	192 (32.0)	3-21 (14.3)	26-31 (83.9)
2009-10	1-5-0 (1-2-0 in ANA)	11 (1.8)	21 (3.5)	168 (28.0)	193 (32.2)	4-30 (13.3)	20-26 (76.9)
2010-11	3-3-0 (2-1-0 in ANA)	17 (2.8)	17 (2.8)	158 (26.3)	218 (36.3)	8-22 (36.4)	16-20 (80.0)
2011-12	5-1-0 (2-1-0 in ANA)	16 (2.7)	11 (1.8)	162 (27.0)	207 (34.5)	2-13 (15.4)	18-20 (90.0)
2012-13	2-2-1 (2-1-0 in ANA)	12 (2.4)	15 (3.0)	139 (27.8)	147 (29.4)	0-15 (0.0)	18-19 (94.7)
2013-14	2-2-1 (2-0-0 in ANA)	17 (3.4)	14 (2.8)	148 (29.6)	160 (32.0)	2-12 (16.7)	17-20 (85.0)
2014-15	1-4-0 (1-2-0 in ANA)	11 (2.2)	21 (4.2)	156 (31.2)	164 (32.8)	1-18 (5.5)	18-25 (72.0)
2015-16	3-1-0 (2-0-0 in ANA)	5 (1.3)	4 (1.0)	95 (23.8)	130 (32.5)	0-11 (0.0)	12-12 (100.0)
2016-17	3-0-2 (1-0-1 in ANA)	11 (2.2)	10 (2.0)	141 (28.2)	142 (28.4)	1-10 (10.0)	13-16 (81.3)
2017-18	1-1-2 (0-1-1 in ANA)	7 (1.8)	11 (2.8)	118 (29.5)	152 (37.6)	1-8 (12.5)	9-12 (75.0)
2018-19	2-1-1 (1-0-1 in ANA)	14 (3.5)	13 (3.3)	93 (23.0)	147 (36.8)	5-11 (45.5)	12-13 (92.3)
2019-20	3-1-2 (1-1-0 in ANA)	8 (2.7)	10 (3.3)	93 (31.0)	102 (34.0)	2-8 (25.0)	7-8 (87.5)
2020-21	4-3-1 (1-1-0 in ANA)	21 (2.6)	19 (2.4)	241 (30.1)	255 (31.9)	2-18 (11.1)	20-24 (83.3)
2021-22	3-1-0 (2-0-0 in ANA)	12 (3.0)	11 (2.8)	124 (31.0)	122 (30.5)	1-15 (6.7%)	11-14 (78.6)
2022-23	3-1-0 (1-1-0 in ANA)	15 (3.8)	19 (4.8)	122 (30.5)	166 (41.5)	0-11 (0.0)	11-14 (78.6)
2023-24	3-1-0 (2-0-0 in ANA)	16 (4.0)	12 (3.0)	142 (35.5)	26 ()	5-17 (29.4)	9-13 (69.2)
Totals	78-69-16 (39-34-9 in ANA)	432 (2.7)	461 (2.8)	4615 (28.3)	4970 (30.5)	105-631 (16.6)	572-689 (83.0)

ALL-TIME SERIES FAST FACTS

	Overall	@ Anaheim	@ San Jose
All-Time Series:	78-69-16	39-34-9	39-35-7
Current Streak:	Two Anaheim wins	Three Anaheim wins	One Anaheim win
Last Win by Anaheim:	Feb. 29, 2024 (6-4)	Feb. 29, 2024 (6-4)	Jan. 31, 2024 (3-2)
Last Win by San Jose:	Jan. 20, 2024 (5-3)	Dec. 9, 2022 (6-1)	Jan. 20, 2024 (5-3)
Last 10 games:	7-3-0	6-3-1	7-3-0
Overtime Record:	17-0-16	11-0-9	6-0-7
Longest Winning Streak:	Five games, twice Last: April 6, 2021-Mar. 6, 2022	Three games, three times Last: Dec. 4, 2015-Dec. 9, 2016	Six games Dec. 26, 2006-Dec. 22, 2007
Longest Losing Streak:	Six games, three times Last: Apr. 5, 2009-Jan. 21, 2010	Five games Apr. 8, 2001-Nov. 3, 2002	Six games Nov. 30, 2013-Oct. 10, 2015
Last Shutout by Anaheim:	Apr. 12, 2021 (4-0)	Dec. 4, 2015 (1-0)	Apr. 12, 2021 (4-0)
Last Shutout by San Jose:	Mar. 12, 2021 (6-0)	Mar. 12, 2021 (6-0)	Mar. 27, 2013 (4-0)
Biggest Anaheim win:	Nov. 21, 2006 (5-0)	Nov. 21, 2006 (5-0)	Apr. 12, 2021 (4-0)
Biggest San Jose win:	Six goals, two times Last: Mar. 12, 2021 (6-0)	Six goals, two times Last: Mar. 12, 2021 (6-0)	Mar. 27, 2013 (4-0)

SEATTLE KRAKEN

ALL-TIME SERIES SUMMARY

Season	Series Results	GF	GA	SF	SA	Power Play	Penalty Killing
2021-22	2-1-0 (1-1-0 in ANA)	7 (3.5)	5 (2.5)	87 (25.5)	72 (23.5)	2-5 (40.0)	6-7 (85.7)
2022-23	1-3-0 (1-1-0 in ANA)	11 (3.7)	14 (4.7)	97 (26.0)	143 (34.7)	5-12 (41.7)	5-11(45.5)
2023-24	0-4-0 (0-2-0 in ANA)	5 (1.3)	14 (3.5)	86 (21.5)	113 (28.3)	1-8 (12.5)	14-21 (66.7)
Totals	3-8-0 (2-4-0 in ANA)	31 (2.8)	41 (3.7)	270 (24.5)	328 (29.8)	8-25 (32.0)	25-39 (64.1)

ALL-TIME SERIES FAST FACTS

	Overall	@ Anaheim	@ Seattle
All-Time Series:	3-8-0	2-4-0	1-4-0
Current Streak:	Seven Seattle wins	Three Seattle win	Four Seattle wins
Last Win by Anaheim:	Oct. 12, 2022 (5-4, OT)	Oct. 12, 2022 (5-4, OT)	Nov. 11, 2021 (7-4)
Last Win by Seattle:	Apr. 5, 2024 (3-1)	Apr. 5, 2024 (3-1)	Mar. 28, 2024 (4-2)
Last 10 games:	2-8-0	2-4-0	1-4-0
Overtime Record:	1-0-0	1-0-0	0-0-0
Longest Winning Streak:	Two games Last: Nov. 11-Dec. 15, 2021	One game Last: Oct. 12, 2022 (5-4, OT)	One game Nov. 11, 2021 (7-4)
Longest Losing Streak:	Seven games Last: Nov. 27, 2022-present	Three games Last: Nov. 27, 2022-present	Four games Mar. 7, 2023-present
Last Shutout by Anaheim:	None	None	None
Last Shutout by Seattle:	Mar. 26, 2024 (4-0)	None	Mar. 26, 2024 (4-0)
Biggest Anaheim win:	Two wins by three goals	Dec. 15, 2021 (4-1)	Nov. 11, 2021 (7-4)
Biggest Seattle win:	Mar. 26, 2024 (4-0)	Apr. 5, 2024 (3-1)	Mar. 26, 2024 (4-0)

ST. LOUIS BLUES

ALL-TIME SERIES SUMMARY

Season	Series Results	GF	GA	SF	SA	Power Play	Penalty Killing
1993-94	2-2-0 (1-1-0 in ANA)	10 (2.5)	11 (2.8)	154 (38.5)	151 (37.8)	1-17 (5.9)	17-20 (85.0)
1994-95	0-4-0 (0-2-0 in ANA)	10 (2.5)	22 (5.5)	103 (25.8)	131 (32.8)	5-16 (31.3)	8-13 (61.5)
1995-96	3-1-0 (2-0-0 in ANA)	16 (4.0)	6 (1.5)	110 (27.5)	138 (34.5)	6-26 (23.1)	23-26 (88.5)
1996-97	1-2-1 (0-1-1 in ANA)	12 (3.0)	12 (3.0)	94 (23.5)	135 (33.8)	4-14 (28.6)	12-15 (80.0)
1997-98	1-2-1 (0-2-0 in ANA)	12 (3.0)	16 (4.0)	98 (24.5)	105 (26.3)	5-19 (26.3)	14-15 (93.3)
1998-99	1-2-1 (0-2-0 in ANA)	8 (2.0)	11 (2.8)	107 (26.8)	131 (32.8)	2-18 (11.1)	9-12 (75.0)
1999-00	1-2-1-0 (1-1-0-0 in ANA)	9 (2.3)	12 (3.0)	111 (27.8)	126 (31.5)	3-19 (15.8)	9-12 (75.0)
2000-01	0-4-0-0 (0-2-0-0 in ANA)	5 (1.3)	15 (3.8)	90 (22.5)	151 (37.8)	3-25 (12.0)	17-23 (73.9)
2001-02	1-3-0-0 (0-2-0-0 in ANA)	7 (1.8)	9 (2.3)	76 (19.0)	89 (22.3)	1-20 (5.0)	13-13 (100.0)
2002-03	3-0-0-1 (2-0-0-0 in ANA)	13 (3.3)	9 (2.3)	89 (22.3)	126 (31.5)	7-17 (41.2)	12-16 (75.0)
2003-04	1-1-1-1 (1-0-1-0 in ANA)	8 (2.0)	9 (2.3)	101 (25.3)	116 (29.0)	2-12 (16.7)	6-9 (66.7)
2005-06	3-1-0 (2-0-0 in ANA)	18 (4.5)	14 (3.5)	138 (34.5)	121 (30.3)	5-24 (20.8)	22-29 (75.9)
2006-07	3-1-0 (1-1-0 in ANA)	12 (3.0)	13 (3.3)	126 (31.5)	100 (25.0)	7-19 (36.8)	19-22 (86.4)
2007-08	2-1-1 (2-0-0 in ANA)	9 (2.3)	7 (1.8)	108 (27.0)	110 (27.5)	1-17 (5.9)	11-13 (84.6)
2008-09	3-0-1 (2-0-0 in ANA)	15 (3.8)	10 (2.5)	120 (30.0)	118 (29.5)	5-14 (35.7)	15-21 (71.4)
2009-10	2-2-0 (1-1-0 in ANA)	10 (2.5)	16 (4.0)	118 (29.5)	123 (30.8)	0-14 (0.0)	10-14 (71.4)
2010-11	2-2-0 (2-0-0 in ANA)	13 (3.3)	19 (4.8)	87 (21.8)	141 (35.3)	4-15 (26.7)	15-21 (71.4)
2011-12	2-2-0 (2-0-0 in ANA)	11 (2.8)	12 (3.0)	93 (23.3)	119 (29.8)	2-13 (15.4)	9-11 (81.8)
2012-13	2-0-1 (1-0-0 in ANA)	10 (3.3)	9 (3.0)	73 (24.3)	83 (27.7)	1-10 (10.0)	4-8 (50.0)
2013-14	3-0-0 (1-0-0 in ANA)	9 (3.0)	4 (1.3)	63 (21.0)	82 (27.3)	2-8 (25.0)	11-12 (91.7)
2014-15	2-1-0 (2-0-0 in ANA)	7 (2.3)	5 (1.7)	82 (27.3)	99 (33.3)	3-12 (25.0)	9-10 (90.0)
2015-16	1-2-0 (1-0-0 in ANA)	6 (2.0)	10 (3.3)	90 (30.0)	85 (28.3)	3-12 (25.0)	12-12 (100.0)
2016-17	1-1-1 (1-0-1 in ANA)	6 (2.0)	7 (2.3)	71 (23.7)	87 (29.0)	1-10 (10.0)	8-8 (100.0)
2017-18	2-1-0 (0-1-0 in ANA)	8 (2.7)	7 (2.3)	70 (23.3)	92 (30.7)	2-8 (25.0)	9-9 (100.0)
2018-19	1-2-0 (0-2-0 in ANA)	8 (2.7)	12 (4.0)	71 (23.7)	96 (32.0)	2-7 (28.6)	4-8 (50.0)
2019-20	1-2-0 (0-1-0 in ANA)	7 (2.3)	9 (3.0)	73 (24.3)	109 (36.3)	0-5 (0.0)	5-7 (71.4)
2020-21	3-5-0 (0-4-0 in ANA)	18 (2.3)	26 (3.3)	215 (26.9)	241 (30.1)	2-18 (11.1)	11-20 (55.0)
2021-22	2-1-0 (1-1-0 in ANA)	10 (3.3)	9 (3.0)	83 (27.7)	97 (32.3)	1-4 (25.0)	3-3 (100.0)
2022-23	0-2-0 (0-1-0 in ANA)	5 (2.5)	12 (6.0)	57 (28.5)	70 (35.0)	3-9 (33.3)	5-6 (83.2)
2023-24	0-2-1 (0-1-1 in ANA)	8 (2.7)	12 (4.0)	97 (32.3)	90 (30.0)	1-6 (16.7)	9-15 (60.0)
Totals	49-52-12 (26-26-4 in ANA)	301 (2.6)	348 (3.1)	2996 (26.5)	3372 (30.9)	84-430 (19.5)	333-426 (78.2)

ALL-TIME SERIES FAST FACTS

	Overall	@ Anaheim	@ St. Louis
All-Time Series:	49-52-12	26-26-4	23-26-8
Current Streak:	Seven St. Louis wins	Four St. Louis wins	Three St. Louis wins
Last Win by Anaheim:	Dec. 12, 2021 (3-2 OT)	Nov. 7, 2021 (4-1)	Dec. 12, 2021 (3-2 OT)
Last Win by St. Louis:	Apr. 7, 2024 (5-5 SO)	Apr. 7, 2024 (5-5 SO)	Mar. 17, 2024 (4-2)
Last 10 games:	3-6-1	1-8-1	5-5-0
Overtime Record:	11-0-12	3-0-4	8-0-8
Longest Winning Streak:	Four games Dec. 7, 2013-Oct. 19, 2014	10 games Jan. 7, 2010-Jan. 8, 2016	Three games, two times Last: Nov. 29, 2017-present
Longest Losing Streak:	Six games, two times Jan. 13, 2020-present	Eight games Mar. 12, 2018-Nov. 7, 2021	Five games Apr. 9, 2010-Mar. 8, 2012
Last Shutout by Anaheim:	Oct. 19, 2014 (3-0)	Oct. 19, 2014 (3-0)	Feb. 1, 2008 (0-1 SO)
Last Shutout by St. Louis:	Oct. 30, 2014 (2-0)	Nov. 5, 2009 (5-0)	Oct. 30, 2014 (2-0)
Biggest Anaheim win:	Mar. 22, 1996 (6-1)	Mar. 17, 1996 (5-1)	Mar. 22, 1996 (6-1)
Biggest St. Louis win:	Feb. 19, 2011 (9-3)	Three wins by five goals	Feb. 19, 2011 (9-3)

TAMPA BAY LIGHTNING

ALL-TIME SERIES SUMMARY

Season	Series Results	GF	GA	SF	SA	Power Play	Penalty Killing
1993-94	1-1-0 (0-1-0 in ANA)	6 (3.0)	5 (2.5)	60 (30.0)	55 (27.5)	0-13 (0.0)	8-10 (80.0)
1994-95	Did not play						
1995-96	0-1-1 (0-0-1 in ANA)	3 (1.5)	4 (2.0)	41 (20.5)	66 (33.0)	1-12 (8.3)	7-11 (63.6)
1996-97	1-1-0 (1-0-0 in ANA)	5 (2.5)	4 (2.0)	50 (25.0)	76 (38.0)	0-6 (0.0)	4-5 (80.0)
1997-98	2-0-0 (1-0-0 in ANA)	9 (4.5)	3 (1.5)	57 (28.5)	59 (29.5)	0-9 (0.0)	6-7 (85.7)
1998-99	2-0-0 (1-0-0 in ANA)	10 (5.0)	6 (3.0)	64 (32.0)	76 (38.0)	3-9 (33.3)	10-13 (76.9)
1999-00	1-1-0-0 (0-1-0-0 in ANA)	5 (2.5)	6 (3.0)	64 (32.0)	49 (24.5)	0-4 (0.0)	4-4 (100.0)
2000-01	1-0-0-0 (1-0-0-0 in ANA)	3 (3.0)	1 (1.0)	27 (27.0)	26 (26.0)	1-2 (50.0)	6-6 (100.0)
2001-02	0-2-0-0 (0-1-0-0 in ANA)	4 (2.0)	6 (3.0)	64 (32.0)	48 (24.0)	2-7 (28.5)	7-11 (63.6)
2002-03	0-1-0-0 (0-0-0-0 in ANA)	0 (0.0)	2 (2.0)	24 (24.0)	26 (26.0)	0-1 (0.0)	4-4 (100.0)
2003-04	1-0-0-0 (0-0-0-0 in ANA)	2 (2.0)	0 (0.0)	25 (25.0)	31 (31.0)	0-3 (0.0)	7-7 (100.0)
2005-06	1-0-0 (1-0-0 in ANA)	4 (4.0)	2 (2.0)	33 (33.0)	24 (24.0)	2-7 (28.6)	6-7 (85.7)
2006-07	1-0-0 (0-0-0 in ANA)	4 (4.0)	3 (3.0)	25 (25.0)	27 (27.0)	1-2 (50.0)	5-5 (100.0)
2007-08	Did not play						
2008-09	0-1-0 (0-1-0 in ANA)	3 (3.0)	4 (4.0)	32 (32.0)	19 (19.0)	1-4 (25.0)	2-3 (66.7)
2009-10	2-0-0 (1-0-0 in ANA)	5 (2.5)	4 (2.0)	59 (29.5)	55 (27.5)	4-9 (44.4)	5-6 (83.3)
2010-11	1-0-0 (1-0-0 in ANA)	3 (3.0)	2 (2.0)	30 (30.0)	34 (34.0)	1-5 (20.0)	3-4 (75.0)
2011-12	0-1-0 (0-0-0 in ANA)	2 (2.0)	3 (3.0)	30 (30.0)	16 (16.0)	0-2 (0.0)	1-2 (50.0)
2012-13	Did not play						
2013-14	1-1-0 (1-0-0 in ANA)	2 (1.0)	5 (2.5)	67 (33.5)	51 (25.5)	0-6 (0.0)	6-8 (75.0)
2014-15	0-2-0 (0-1-0 in ANA)	4 (2.0)	9 (4.5)	53 (26.5)	55 (27.5)	1-7 (14.3)	8-8 (100.0)
2015-16	0-2-0 (0-1-0 in ANA)	1 (0.5)	7 (3.5)	63 (31.5)	46 (23.0)	0-5 (0.0)	5-8 (62.5)
2016-17	1-0-1 (1-0-0 in ANA)	4 (2.0)	3 (1.5)	37 (18.5)	65 (32.5)	1-10 (10.0)	9-10 (90.0)
2017-18	1-1-0 (0-1-0 in ANA)	5 (2.5)	3 (1.5)	50 (25.0)	69 (34.5)	2-3 (66.7)	5-6 (83.3)
2018-19	1-0-1 (0-0-1 in ANA)	4 (2.0)	3 (1.5)	58 (29.0)	70 (35.0)	1-4 (25.0)	7-7 (100.0)
2019-20	0-2-0 (0-1-0 in ANA)	5 (2.5)	10 (5.0)	64 (24.5)	49 (48.6)	0-6 (0.0)	4-7 (57.1)
2020-21	Did not play						
2021-22	1-0-1 (1-0-0 in ANA)	8 (4.0)	5 (2.5)	61 (30.5)	64 (32.0)	1-6 (16.7)	10-10 (100.0)
2022-23	0-2-0 (0-1-0 in ANA)	3 (1.5)	10 (5.0)	46 (23.0)	74 (37.0)	0-6 (0.0)	5-8 (62.5)
2023-24	0-1-1 (0-0-1 in ANA)	3 (1.5)	8 (4.0)	52 (26.0)	68 (34.0)	1-7 (14.3)	3-6 (50.0)
Totals	19-20-5 (10-9-3 in ANA)	107 (2.4)	118 (2.7)	1236 (28.1)	1298 (29.5)	23-155 (14.8)	147-183 (80.3)

ALL-TIME SERIES FAST FACTS

	Overall	@ Anaheim	@ Tampa Bay
All-Time Series:	19-20-5	10-9-3	9-11-2
Current Streak:	Five Tampa Bay wins	Two Tampa Bay wins	Four Tampa Bay wins
Last Win by Anaheim:	Jan. 21, 2022 (5-1)	Jan. 21, 2022 (5-1)	Nov. 27, 2018 (3-1)
Last Win by Tampa Bay:	Mar. 24, 2024 (3-2 OT)	Mar. 24, 2024 (3-2 OT)	Jan. 13, 2024 (5-1)
Last 10 games:	2-5-3	3-5-2	2-6-2
Overtime Record:	5-0-5	4-0-3	1-0-2
Longest Winning Streak:	Five games Nov. 5, 1997-Oct. 15, 1999	Three games, two times Last: Nov. 19, 2009-Nov. 22, 2013	Four games Nov. 23, 2019-present
Longest Losing Streak:	Five games Apr. 14, 2022-present	Three games Nov. 12, 2017-Jan. 31, 2020	Five games Feb. 21, 2012-Feb. 4, 2017
Last Shutout by Anaheim:	Nov. 22, 2013 (1-0 OT)	Nov. 22, 2013 (1-0 OT)	Dec. 29, 2003 (2-0)
Last Shutout by Tampa Bay:	Nov. 21, 2015 (5-0)	None	Nov. 21, 2015 (5-0)
Biggest Anaheim win:	Jan. 21, 2022 (5-1)	Jan. 21, 2022 (5-1)	Three wins by three goals
Biggest Tampa Bay win:	Two wins by five goals	Feb. 18, 2015 (4-1)	Two wins by five goals

TORONTO MAPLE LEAFS

ALL-TIME SERIES SUMMARY

Season	Series Results	GF	GA	SF	SA	Power Play	Penalty Killing
1993-94	2-1-1 (1-1-0 in ANA)	10 (2.5)	8 (2.0)	105 (26.3)	120 (30.0)	3-15 (20.0)	22-24 (91.6)
1994-95	1-2-1 (1-0-1 in ANA)	12 (3.0)	10 (2.5)	124 (31.0)	148 (37.0)	4-15 (26.7)	12-15 (80.0)
1995-96	0-3-1 (0-2-0 in ANA)	10 (2.5)	15 (3.8)	119 (29.8)	136 (34.0)	2-21 (9.5)	19-22 (86.4)
1996-97	2-2-0 (2-0-0 in ANA)	11 (2.8)	12 (3.0)	128 (32.0)	131 (32.8)	4-19 (21.1)	15-16 (93.8)
1997-98	0-2-2 (0-2-0 in ANA)	8 (2.0)	14 (3.5)	112 (28.0)	113 (28.3)	0-19 (0.0)	10-11 (90.9)
1998-99	0-1-0 (0-0-0 in ANA)	1 (1.0)	4 (4.0)	31 (31.0)	39 (39.0)	0-3 (0.0)	3-3 (100.0)
1999-00	1-0-0-0 (0-0-0-0 in ANA)	2 (2.0)	0 (0.0)	24 (24.0)	19 (19.0)	0-3 (0.0)	2-2 (100.0)
2000-01	0-1-0-0 (0-0-0-0 in ANA)	2 (2.0)	3 (3.0)	22 (22.0)	29 (29.0)	1-4 (25.0)	7-8 (87.5)
2001-02	0-1-0-0 (0-0-0-0 in ANA)	1 (1.0)	6 (6.0)	22 (22.0)	31 (31.0)	0-5 (0.0)	5-5 (100.0)
2002-03	0-1-0-0 (0-0-0-0 in ANA)	2 (2.0)	5 (5.0)	23 (23.0)	19 (19.0)	0-6 (0.0)	3-3 (100.0)
2003-04	1-0-0-0 (1-0-0-0 in ANA)	5 (5.0)	1 (1.0)	27 (27.0)	30 (30.0)	1-2 (50.0)	2-2 (100.0)
2005-06	0-1-0 (0-0-0 in ANA)	2 (2.0)	3 (3.0)	29 (29.0)	27 (27.0)	0-8 (0.0)	4-6 (66.7)
2006-07	Did not play						
2007-08	1-0-0 (1-0-0 in ANA)	5 (5.0)	0 (0.0)	24 (24.0)	28 (28.0)	2-4 (50.0)	6-6 (100.0)
2008-09	1-0-0 (0-0-0 in ANA)	2 (2.0)	2 (2.0)	21 (24.0)	38 (38.0)	0-1 (0.0)	4-4 (100.0)
2009-10	0-1-0 (0-1-0 in ANA)	3 (3.0)	6 (6.0)	28 (28.0)	39 (39.0)	1-3 (33.3)	5-10 (50.0)
2010-11	0-1-0 (0-0-0 in ANA)	2 (2.0)	5 (5.0)	28 (28.0)	37 (37.0)	0-2 (0.0)	2-2 (100.0)
2011-12	0-1-0 (0-1-0 in ANA)	2 (2.0)	5 (5.0)	28 (28.0)	28 (28.0)	1-2 (50.0)	3-4 (75.0)
2012-13	Did not play						
2013-14	0-2-0 (0-1-0 in ANA)	3 (1.5)	7 (3.5)	69 (34.5)	46 (23.0)	0-8 (0.0)	3-5 (60.0)
2014-15	1-1-0 (1-0-0 in ANA)	6 (3.0)	6 (3.0)	67 (33.5)	55 (27.5)	1-4 (25.0)	5-6 (83.3)
2015-16	0-1-1 (0-1-0 in ANA)	5 (2.5)	10 (5.0)	77 (38.5)	64 (32.0)	2-6 (33.3)	8-11 (72.7)
2016-17	2-0-0 (1-0-0 in ANA)	8 (4.0)	4 (2.0)	64 (32.0)	74 (37.0)	2-6 (33.3)	6-7 (85.7)
2017-18	0-2-0 (0-1-0 in ANA)	5 (2.5)	10 (5.0)	73 (36.5)	69 (34.5)	1-7 (14.2)	4-5 (80.0)
2018-19	0-1-1 (0-0-1 in ANA)	2 (1.0)	8 (4.0)	64 (32.0)	79 (39.5)	0-2 (0.0)	4-5 (80.0)
2019-20	1-0-1 (1-0-0 in ANA)	6 (3.0)	6 (3.0)	58 (29.0)	66 (33.0)	1-5 (20.0)	6-8 (75.0)
2020-21	Did not play						
2021-22	0-1-1 (0-1-0 in ANA)	4 (2.0)	8 (4.0)	60 (30.0)	75 (37.5)	0-3 (0.0)	2-5 (40.0)
2022-23	1-1-0 (1-0-0 in ANA)	4 (2.0)	10 (5.0)	67 (33.5)	78 (39.0)	0-3 (0.0)	4-5 (80.0)
2023-24	0-1-1 (0-0-1 in ANA)	3 (1.5)	11 (5.5)	49 (24.5)	89 (44.5)	1-5 (20.0)	5-10 (50.0)
Totals	14-28-10 (10-11-3 in ANA)	126 (2.4)	179 (3.4)	1543 (29.8)	1707 (32.8)	27-181 (14.9)	171-210 (81.4)

ALL-TIME SERIES FAST FACTS

	Overall	@ Anaheim	@ Toronto
All-Time Series:	14-28-10	10-11-3	4-17-7
Current Streak:	Three Toronto wins	One Toronto win	Six Toronto wins
Last Win by Anaheim:	Oct. 30, 2022 (4-3 OT)	Oct. 30, 2022 (4-3 OT)	Dec. 19, 2016 (3-2)
Last Win by Toronto:	Feb. 17, 2024 (9-2)	Jan. 3, 2024 (2-1 OT)	Feb. 17, 2024 (9-2)
Last 10 games:	2-4-4	4-4-2	1-6-3
Overtime Record:	2-0-10	1-0-3	1-0-7
Longest Winning Streak:	Two games, two times Last: Dec. 19, 2016-Mar. 3, 2017	Two games, two times Nov. 12, 2003-Jan. 9, 2008	One game, four times Last: Dec. 19, 2016
Longest Losing Streak:	Six games Oct. 26, 2009-Dec. 16, 2014	Three games Oct. 26, 2009-Mar. 10, 2014	Six games Feb. 5, 2018-present
Last Shutout by Anaheim:	Jan. 9, 2008 (5-0)	Jan. 9, 2008 (5-0)	Nov. 9, 1999 (2-0)
Last Shutout by Toronto:	Dec. 13, 2022 (7-0)	Jan. 6, 2016 (4-0)	Dec. 13, 2022 (7-0)
Biggest Anaheim win:	Two wins by five goals	Two wins by five goals	Nov. 9, 1999 (2-0)
Biggest Toronto win:	Two wins by seven goals Last: Feb. 17, 2024 (9-2)	Two wins by four goals	Two wins by seven goals Last: Feb. 17, 2024 (9-2)

VANCOUVER CANUCKS

ALL-TIME SERIES SUMMARY

Season	Series Results	GF	GA	SF	SA	Power Play	Penalty Killing
1993-94	3-3-0 (1-2-0 in ANA)	18 (3.0)	13 (2.2)	173 (28.3)	186 (31.0)	3-25 (12.0)	19-22 (86.4)
1994-95	0-4-1 (0-1-1 in ANA)	7 (1.4)	21 (4.2)	142 (28.4)	174 (34.8)	0-26 (0.0)	14-21 (66.6)
1995-96	2-3-0 (1-2-0 in ANA)	10 (2.0)	17 (3.4)	154 (30.8)	149 (29.8)	1-22 (4.5)	15-16 (93.8)
1996-97	2-4-0 (1-2-0 in ANA)	17 (2.8)	24 (4.0)	180 (30.0)	205 (34.2)	8-33 (24.2)	19-24 (79.2)
1997-98	2-2-1 (1-0-1 in ANA)	13 (2.6)	15 (3.0)	145 (29.0)	134 (26.8)	3-23 (13.0)	24-30 (80.0)
1998-99	1-1-2 (0-0-2 in ANA)	15 (3.8)	14 (3.5)	127 (31.8)	120 (30.0)	7-19 (36.8)	15-18 (83.3)
1999-00	0-2-2-0 (0-0-2-0 in ANA)	8 (2.0)	17 (4.3)	104 (26.0)	101 (25.3)	6-16 (37.5)	8-10 (80.0)
2000-01	1-2-1-0 (1-1-0-0 in ANA)	7 (1.8)	14 (3.5)	109 (27.3)	132 (33.0)	4-15 (26.7)	19-23 (82.6)
2001-02	1-2-0-1 (1-0-0-1 in ANA)	6 (1.5)	9 (2.3)	91 (22.8)	130 (32.5)	1-16 (6.3)	20-23 (86.9)
2002-03	1-1-2-0 (1-0-1-0 in ANA)	10 (2.5)	12 (3.0)	89 (22.3)	129 (32.3)	4-15 (26.7)	28-30 (93.3)
2003-04	2-2-0-0 (0-2-0-0 in ANA)	7 (2.0)	9 (2.3)	133 (33.3)	128 (32.0)	0-10 (0.0)	10-10 (100.0)
2005-06	3-1-0 (1-1-0 in ANA)	15 (3.8)	8 (2.0)	111 (27.8)	127 (31.8)	6-24 (25.0)	23-27 (85.2)
2006-07	3-0-1 (1-0-1 in ANA)	14 (3.5)	6 (1.5)	121 (30.3)	101 (25.3)	4-25 (16.0)	16-18 (88.9)
2007-08	1-3-0 (1-1-0 in ANA)	7 (1.8)	10 (2.5)	114 (28.5)	106 (26.5)	1-10 (10.0)	19-23 (82.6)
2008-09	2-1-1 (1-0-1 in ANA)	18 (4.5)	18 (4.5)	137 (34.3)	120 (30.0)	6-21 (28.6)	17-22 (77.3)
2009-10	2-1-1 (1-0-1 in ANA)	15 (3.8)	12 (3.0)	133 (33.3)	138 (34.5)	6-18 (33.3)	13-15 (86.7)
2010-11	2-1-1 (1-1-0 in ANA)	12 (3.0)	13 (3.3)	102 (25.5)	133 (33.3)	4-15 (26.7)	8-14 (57.1)
2011-12	2-1-1 (1-1-0 in ANA)	14 (3.5)	14 (3.5)	111 (27.8)	134 (33.5)	4-17 (23.5)	12-14 (85.7)
2012-13	2-1-0 (0-1-0 in ANA)	10 (3.3)	9 (3.0)	86 (28.7)	92 (30.7)	4-8 (50.0)	11-17 (64.7)
2013-14	5-0-0 (3-0-0 in ANA)	24 (4.8)	6 (1.2)	160 (32.0)	138 (27.6)	8-22 (36.4)	11-14 (78.6)
2014-15	3-1-1 (1-0-1 in ANA)	11 (2.2)	7 (1.4)	140 (28.0)	110 (22.0)	2-14 (14.3)	9-9 (100.0)
2015-16	2-1-2 (1-1-1 in ANA)	13 (2.6)	7 (1.4)	156 (31.2)	124 (24.8)	3-11 (27.3)	13-14 (92.8)
2016-17	3-1-1 (1-1-0 in ANA)	14 (2.8)	9 (1.8)	170 (34.0)	135 (27.0)	1-10 (10.0)	15-16 (93.8)
2017-18	3-1-0 (2-0-0 in ANA)	13 (3.3)	5 (1.3)	123 (30.8)	113 (28.3)	4-16 (25.0)	12-12 (100.0)
2018-19	3-1-0 (2-0-0 in ANA)	10 (2.5)	11 (2.8)	112 (28.0)	124 (31.0)	2-11 (18.2)	7-9 (77.8)
2019-20	2-0-0 (1-0-0 in ANA)	7 (3.5)	2 (1.0)	57 (28.5)	78 (39.0)	2-6 (33.3)	7-8 (87.5)
2020-21	Did not play						
2021-22	3-0-1 (1-0-1 in ANA)	16 (4.0)	9 (2.3)	116 (29.0)	127 (31.8)	5-17 (29.4)	1-8 (12.5)
2022-23	0-3-1 (0-2-0 in ANA)	10 (2.5)	16 (4.0)	106 (26.5)	157 (39.3)	3-13 (23.1)	6-11 (54.5)
2023-24	0-3-0 (0-1-0 in ANA)	4 (1.3)	8 (2.7)	71 (23.7)	88 (33.3)	1-8 (12.5)	7-10 (70.0)
Totals	56-46-21 (26-20-14 in ANA)	345 (2.8)	335 (2.7)	3573 (29.0)	3733 (30.3)	103-486 (21.2)	397-481 (82.5)

ALL-TIME SERIES FAST FACTS

	Overall	@ Anaheim	@ Vancouver
All-Time Series:	56-46-21	26-20-14	30-26-7
Current Streak:	Seven Vancouver wins	Four Vancouver wins	Four Vancouver wins
Last Win by Anaheim:	Feb. 19, 2022 (7-4)	Nov. 14, 2021 (5-1)	Feb. 19, 2022 (7-4)
Last Win by Vancouver:	Mar. 31, 2024 (3-2)	Mar. 3, 2024 (2-1)	Mar. 31, 2024 (3-2)
Last 10 games:	2-6-2	6-3-1	4-5-1
Overtime Record:	7-0-21	3-0-14	4-0-7
Longest Winning Streak:	Six games Apr. 25, 2013-Apr. 7, 2014	Six games Nov. 9, 2017-Nov. 14, 2021	Six games, two times Last: Jan. 19, 2013-Jan. 27, 2015
Longest Losing Streak:	Seven games Nov. 3, 2022-present	Four games Dec. 29, 2021-present	Four games Nov. 3, 2022-present
Last Shutout by Anaheim:	Feb. 13, 2019 (1-0)	Feb. 13, 2019 (1-0)	Jan. 2, 2018 (5-0)
Last Shutout by Vancouver:	Feb. 25, 2019 (4-0)	Jan. 25, 2013 (5-0)	Feb. 25, 2019 (4-0)
Biggest Anaheim win:	Jan. 15, 2014 (9-1)	Jan. 15, 2014 (9-1)	Nov. 9, 2006 (6-0)
Biggest Vancouver win:	Mar. 24, 2000 (8-1)	Five wins by five goals	Mar. 24, 2000 (8-1)

VEGAS GOLDEN KNIGHTS

ALL-TIME SERIES SUMMARY

Season	Series Results	GF	GA	SF	SA	Power Play	Penalty Killing
2017-18	1-2-1 (0-2-0 in ANA)	8 (2.0)	11 (2.8)	96 (24.0)	153 (38.3)	2-9 (22.2)	10-11 (90.9)
2018-19	0-4-0 (0-2-0 in ANA)	3 (0.8)	14 (3.5)	108 (27.0)	146 (36.5)	1-11 (9.1)	13-16 (81.3)
2019-20	1-2-1 (1-0-1 in ANA)	13 (3.3)	19 (4.8)	91 (22.8)	149 (37.3)	2-8 (25.0)	6-8 (75.0)
2020-21	1-5-2 (0-3-1 in ANA)	13 (1.6)	29 (3.6)	200 (25.0)	252 (31.5)	1-16 (6.3)	17-18 (94.4)
2021-22	1-2-1 (1-1-0 in ANA)	15 (3.8)	17 (4.3)	112 (56.0)	161 (40.3)	3-11 (27.3)	12-14 (85.7)
2022-23	1-2-0 (1-0-0 in ANA)	4 (1.3)	13 (4.3)	81 (27.0)	112 (37.3)	0-10 (0.0)	8-9 (88.9)
2023-24	3-1-0 (2-0-0 in ANA)	14 (3.5)	9 (2.3)	95 (23.8)	135 (33.8)	2-7 (28.6)	14-18 (77.8)
Totals	8-18-5 (5-8-2 in ANA)	70 (2.3)	112 (3.6)	783 (25.3)	1108 (35.7)	11-72 (15.3)	80-94 (85.1)

ALL-TIME SERIES FAST FACTS

	Overall	@ Anaheim	@ Vegas
All-Time Series:	8-18-5	5-8-2	3-10-3
Current Streak:	Three Anaheim wins	Three Anaheim wins	One Anaheim win
Last Win by Anaheim:	Apr. 18, 2024 (4-1)	Dec. 27, 2023 (5-2)	Apr. 18, 2024 (4-1)
Last Win by Vegas:	Oct. 14, 2023 (4-1)	Mar. 4, 2022 (5-4)	Oct. 14, 2023 (4-1)
Last 10 games:	3-6-1	4-4-2	1-7-2
Overtime Record:	1-0-5	1-0-2	0-0-3
Longest Winning Streak:	Three games Nov. 5, 2023-present	Three games Dec. 28, 2022-present	One game, three times Last: Apr. 18, 2024
Longest Losing Streak:	Five games, two times Last: Dec. 31, 2019-Apr. 24, 2021	Five games Feb. 23, 2020-Apr. 24, 2021	Five games Oct. 20, 2018-present
Last Shutout by Anaheim:	Feb. 11, 2021 (1-0)	None	Feb. 11, 2021 (1-0)
Last Shutout by Vegas:	Oct. 28, 2022 (4-0)	Apr. 16, 2021 (4-0)	Oct. 28, 2022 (4-0)
Biggest Anaheim win:	Apr. 18, 2024 (4-1)	Dec. 27, 2023 (5-2)	Apr. 18, 2024 (4-1)
Biggest Vegas win:	Two wins by five goals	Two wins by three goals	Two wins by five goals

WASHINGTON CAPITALS

ALL-TIME SERIES SUMMARY

Season	Series Results	GF	GA	SF	SA	Power Play	Penalty Killing
1993-94	0-2-0 (0-1-0 in ANA)	2 (1.0)	8 (4.0)	53 (26.5)	65 (32.5)	0-7 (0.0)	4-5 (80.0)
1994-95	Did not play						
1995-96	1-0-1 (0-0-1 in ANA)	4 (2.0)	3 (1.5)	41 (20.5)	73 (36.5)	0-9 (0.0)	8-9 (88.9)
1996-97	2-0-0 (1-0-0 in ANA)	9 (4.5)	5 (2.5)	59 (29.5)	62 (31.0)	2-10 (20.0)	7-8 (87.5)
1997-98	1-1-0 (1-0-0 in ANA)	8 (4.0)	7 (3.5)	73 (36.5)	57 (28.5)	2-7 (28.6)	5-8 (62.5)
1998-99	1-1-0 (1-0-0 in ANA)	1 (0.5)	1 (0.5)	53 (26.5)	65 (32.5)	1-10 (10.0)	7-8 (87.5)
1999-00	2-0-0-0 (1-0-0-0 in ANA)	12 (6.0)	3 (1.5)	51 (25.5)	59 (29.5)	0-6 (0.0)	4-5 (80.0)
2000-01	1-1-0-0 (0-1-0-0 in ANA)	5 (2.5)	4 (2.0)	51 (25.5)	59 (29.5)	0-6 (0.0)	8-9 (88.9)
2001-02	1-1-0-0 (1-0-0-0 in ANA)	3 (1.5)	5 (2.5)	57 (28.5)	61 (30.5)	1-10 (100.0)	9-11 (81.8)
2002-03	1-0-0-0 (1-0-0-0 in ANA)	3 (3.0)	0 (0.0)	30 (30.0)	26 (26.0)	1-5 (20.0)	7-7 (100.0)
2003-04	1-0-0-0 (0-0-0-0 in ANA)	4 (4.0)	2 (2.0)	31 (31.0)	25 (25.0)	1-1 (100.0)	6-7 (85.7)
2005-06	0-0-1 (0-0-1 in ANA)	2 (2.0)	3 (3.0)	34 (34.0)	26 (26.0)	0-3 (0.0)	2-2 (100.0)
2006-07	1-0-0 (0-0-0 in ANA)	6 (6.0)	1 (1.0)	34 (34.0)	27 (27.0)	0-3 (0.0)	6-7 (85.7)
2007-08	Did not play						
2008-09	0-1-0 (0-1-0 in ANA)	4 (4.0)	6 (6.0)	32 (32.0)	33 (33.0)	1-5 (20.0)	5-8 (62.5)
2009-10	0-1-0 (0-0-0 in ANA)	1 (1.0)	5 (5.0)	31 (31.0)	49 (49.0)	0-2 (0.0)	4-5 (80.0)
2010-11	1-1-0 (0-1-0 in ANA)	8 (4.0)	8 (4.0)	45 (22.5)	63 (31.5)	2-4 (50.0)	4-4 (100.0)
2011-12	0-0-1 (0-0-0 in ANA)	4 (4.0)	5 (5.0)	15 (15.0)	40 (40.0)	1-1 (100.0)	3-3 (100.0)
2012-13	Did not play						
2013-14	1-1-0 (0-1-0 in ANA)	5 (2.5)	5 (2.5)	74 (37.0)	49 (24.5)	0-9 (0.0)	5-8 (62.5)
2014-15	0-1-1 (0-1-0 in ANA)	5 (2.5)	7 (3.5)	58 (29.0)	62 (31.0)	1-6 (16.7)	5-6 (83.3)
2015-16	1-0-1 (0-0-1 in ANA)	3 (1.5)	1 (0.5)	49 (24.5)	56 (28.0)	0-6 (0.0)	7-7 (100.0)
2016-17	1-1-0 (1-0-0 in ANA)	9 (4.5)	8 (4.0)	54 (27.0)	66 (33.0)	1-8 (12.5)	6-8 (75.0)
2017-18	1-0-1 (1-0-0 in ANA)	6 (3.0)	3 (1.5)	48 (24.0)	63 (31.5)	2-2 (100.0)	3-3 (100.0)
2018-19	2-0-0 (1-0-0 in ANA)	11 (5.5)	7 (3.5)	64 (32.0)	57 (28.5)	4-7 (57.1)	7-8 (87.5)
2019-20	0-2-0 (0-1-0 in ANA)	4 (2.0)	8 (4.0)	63 (31.5)	67 (33.5)	1-7 (14.3)	2-4 (50.0)
2020-21	Did not play						
2021-22	1-0-1 (1-0-0 in ANA)	6 (3.0)	5 (2.5)	65 (32.5)	59 (29.5)	0-2 (0.0)	1-1 (100.0)
2022-23	1-0-1 (0-0-1 in ANA)	6 (3.0)	5 (2.5)	44 (22.0)	82 (41.0)	0-5 (0.0)	5-6 (83.3)
2023-24	0-2-0 (0-2-0 in ANA)	4 (2.0)	7 (3.5)	56 (28.0)	54 (27.0)	0-7 (0.0)	5-7 (71.4)
Totals	21-16-8 (10-8-4 in ANA)	135 (3.0)	122 (2.7)	1285 (28.1)	1405 (31.2)	21-148 (14.2)	135-164 (82.3)

ALL-TIME SERIES FAST FACTS

	Overall	@ Anaheim	@ Washington
All-Time Series:	21-16-8	10-8-4	11-8-4
Current Streak:	Three Washington win	Two Washington wins	One Washington win
Last Win by Anaheim:	Feb. 23, 2023 (4-2)	Nov. 16, 2022 (3-2 OT)	Feb. 23, 2023 (4-2)
Last Win by Washington:	Jan. 16, 2024 (2-0)	Nov. 30, 2024 (5-4)	Jan. 16, 2024 (2-0)
Last 10 games:	4-4-2	4-4-2	4-3-3
Overtime Record:	2-0-8	1-0-4	1-0-4
Longest Winning Streak:	Four games Mar. 19, 1996-Dec. 12, 1997	Four games Dec. 13, 1996-Oct. 19, 1999	Two games, three times Last: Dec. 13, 2005-Dec. 8, 2006
Longest Losing Streak:	Four games Mar. 18, 2014-Mar. 7, 2016	Six games Jan. 13, 2006-Mar. 7, 2016	Two games, three times Last: Nov. 18, 2019-Dec. 6, 2021
Last Shutout by Anaheim:	Mar. 6, 2018 (4-0)	Mar. 6, 2018 (4-0)	Apr. 10, 2016 (2-0)
Last Shutout by Washington:	Oct. 10, 1998 (1-0)	None	Oct. 10, 1998 (1-0)
Biggest Anaheim win:	Oct. 19, 1999 (7-1)	Mar. 6, 2018 (4-0)	Oct. 19, 1999 (7-1)
Biggest Washington win:	Jan. 27, 2010 (5-1)	Oct. 29, 1993 (5-2)	Jan. 27, 2010 (5-1)

WINNIPEG JETS

ALL-TIME SERIES SUMMARY

Season	Series Results	GF	GA	SF	SA	Power Play	Penalty Killing
1999-00	1-0-0-0 (1-0-0-0 in ANA)	4 (4.0)	1 (1.0)	36 (36.0)	28 (28.0)	1-4 (25.0)	3-3 (100.0)
2000-01	1-1-0-0 (0-1-0-0 in ANA)	7 (3.5)	6 (3.0)	59 (29.5)	72 (36.0)	4-8 (50.0)	6-8 (75.0)
2001-02	2-0-0-0 (1-0-0-0 in ANA)	9 (4.5)	1 (1.0)	74 (37.0)	46 (23.0)	1-9 (11.1)	6-6 (100.0)
2002-03	1-1-0-0 (0-1-0-0 in ANA)	6 (3.0)	5 (2.5)	63 (31.5)	53 (26.5)	1-5 (20.0)	6-8 (75.0)
2003-04	0-1-0-0 (0-0-0-0 in ANA)	2 (2.0)	6 (6.0)	37 (37.0)	37 (37.0)	0-3 (0.0)	3-4 (75.0)
2005-06	1-0-0 (1-0-0 in ANA)	2 (2.0)	1 (1.0)	28 (28.0)	21 (21.0)	1-4 (25.0)	4-4 (100.0)
2006-07	1-0-0 (0-0-0 in ANA)	2 (2.0)	1 (1.0)	32 (32.0)	35 (35.0)	1-5 (20.0)	6-7 (85.7)
2007-08	Did not play						
2008-09	0-1-0 (0-1-0 in ANA)	4 (4.0)	8 (8.0)	35 (35.0)	43 (43.0)	0-3 (0.0)	4-6 (66.7)
2009-10	0-1-0 (0-0-0 in ANA)	1 (1.0)	2 (2.0)	35 (35.0)	34 (34.0)	0-4 (0.0)	3-4 (75.0)
2010-11	0-0-1 (0-0-1 in ANA)	4 (4.0)	4 (4.0)	41 (41.0)	33 (33.0)	3-7 (42.9)	1-4 (25.0)
2011-12	0-1-0 (0-0-0 in ANA)	3 (3.0)	5 (5.0)	36 (36.0)	31 (31.0)	1-4 (25.0)	1-2 (50.0)
2012-13	Did not play						
2013-14	2-1-0 (1-1-0 in ANA)	10 (3.3)	9 (3.0)	112 (37.3)	75 (25.0)	2-9 (22.2)	6-8 (75.0)
2014-15	3-0-0 (1-0-0 in ANA)	12 (4.0)	8 (2.7)	99 (33.0)	90 (30.0)	5-16 (31.3)	13-16 (81.3)
2015-16	2-0-1 (1-0-1 in ANA)	8 (2.7)	5 (1.7)	96 (32.0)	75 (25.0)	4-8 (50.0)	10-10 (100.0)
2016-17	2-0-1 (1-0-0 in ANA)	9 (3.0)	7 (2.3)	90 (30.0)	92 (30.7)	2-7 (28.6)	11-12 (91.7)
2017-18	1-1-1 (1-1-0 in ANA)	6 (2.0)	10 (3.3)	88 (35.0)	105 (35.0)	1-8 (12.5)	5-7 (71.4)
2018-19	0-2-1 (0-1-0 in ANA)	6 (2.0)	16 (5.3)	89 (29.7)	88 (29.3)	0-8 (0.0)	7-12 (58.3)
2019-20	1-2-0 (1-1-0 in ANA)	9 (3.0)	10 (3.3)	85 (28.3)	93 (31.0)	0-5 (0.0)	8-10 (80.0)
2020-21	Did not play						
2021-22	1-2-0 (1-1-0 in ANA)	8 (2.67)	10 (3.3)	96 (32.0)	86 (28.7)	3-11 (27.3)	7-8 (87.5)
2022-23	0-3-0 (0-1-0 in ANA)	6 (2.0)	11 (3.7)	81 (27.0)	105 (35.0)	1-6 (16.7)	6-8 (75.0)
2023-24	0-3-0 (0-2-0 in ANA)	3 (1.0)	13 (4.3)	85 (28.3)	96 (32.0)	1-7 (14.3)	5-4 (55.6)
Totals	19-20-5 (10-11-2 in ANA)	121 (2.8)	139 (3.2)	1397 (31.8)	1338 (30.4)	32-141 (22.7)	121-156 (80.1)

ALL-TIME SERIES FAST FACTS

	Overall	@ Anaheim	@ Winnipeg/Atlanta
All-Time Series:	19-20-5	10-11-2	9-9-3
Current Streak:	Eight Winnipeg wins	Four Winnipeg wins	Nine Winnipeg wins
Last Win by Anaheim:	Oct. 13, 2021 (4-1)	Oct. 13, 2021 (4-1)	Jan. 23, 2017 (3-2)
Last Win by Winnipeg:	Mar. 15, 2024 (6-0)	Jan. 5, 2024 (3-1)	Mar. 15, 2024 (6-0)
Last 10 games:	1-9-0	3-7-0	1-6-3
Overtime Record:	5-0-5	3-0-2	2-0-3
Longest Winning Streak:	Six games Mar. 31, 2014-Mar. 20, 2016	Three games Mar. 31, 2014-Jan. 3, 2016	Five games Oct. 6, 2013-Jan. 23, 2017
Longest Losing Streak:	Five games Oct. 21, 2021-present	Four games Oct. 26, 2021-present	Nine games Mar. 30, 2017-present
Last Shutout by Anaheim:	Nov. 14, 2001 (5-0)	Nov. 14, 2001 (5-0)	None
Last Shutout by Winnipeg:	Mar. 15, 2024 (6-0)	Nov. 29, 2019 (3-0)	Mar. 15, 2024 (6-0)
Biggest Anaheim win:	Nov. 14, 2001 (5-0)	Nov. 14, 2001 (5-0)	Nov. 17, 2002 (5-1)
Biggest Winnipeg win:	Six goals, two times Mar. 15, 2024 (6-0)	Feb. 15, 2009 (8-4)	Six goals, two times Mar. 15, 2024 (6-0)

MEDIA INFO

MEDIA INFORMATION

COMMUNICATIONS STAFF

Alex Gilchrist – Sr. Director of NHL Communications & Broadcasting

Steve Brown – Sr. Manager, Media & Communications

Sammy Glantz – Publicist

Tessa Bramble – Seasonal Media Relations Assistant

DUCKS FACILITIES

Honda Center

2695 E. Katella Ave., Anaheim, CA 92806

Home Arena – All home games and morning skates will take place here.

Great Park Ice & FivePoint Arena

888 Ridge Valley, Irvine, CA 92618

MEDIA RESOURCES

All media materials, including gameday materials and publications, can be found via the Ducks media website at AnaheimDucks.com/media. Included are game notes, NHL stats, rosters, game statistics, team publications, prospect reports and more. To be in line with the NHL Green initiative, the team prints an extremely limited number of materials for all home games, with all game statistics available online only with the exception of coaches and TV/audio rightsholders. Team line sheets will be printed and delivered to those present in the press box prior to puck drop.

INTERVIEW REQUESTS

All interview requests should be sent to Alex Gilchrist or Steve Brown. Interview requests are not required for general locker room availabilities (morning skate, postgame, practices) but are required for requests that are outside of the scope of general locker room availabilities.

MEDIA CREDENTIALS

Credentials must be worn and visible inside Honda Center at all times. Game credentials are reserved by the club for members of team and league rightsholders, affiliated television and radio networks, and members of the Professional Hockey Writers Association (PHWA). The Anaheim Ducks are unable to provide access to blog sites or podcasts due to space constraints and demand in our press box. Credential or other access-related requests will be reviewed on a case-by-case basis.

All members, including those holding season credentials and those requesting single-game credentials are required to RSVP for a seat to Steve Brown no later than 24 hours before puck drop to ensure a seat in the press box.

Season Passes are issued to print, radio and television media members who cover the Ducks on a regular basis as part of their work requirements.

Single-Game Passes: Credentials must be requested in via email to Steve Brown (sbrown@anaheimducks.com) or at the Ducks' media resources website at least 24 hours in advance of game time and will be granted on a first-come, first-served basis.

Media Will Call: Credentials must be picked up at the morning skate from the Ducks Communications staff or at media will call, located at the Northwest Suite Concierge of Honda Center. Media Will Call is open three hours prior to the start of a game. The media entrance is also located at the Northwest Concierge.

MEDIA PARKING

Media parking is now located in the northeast corner of Arena Corporate Center (ACC) in Lot 3. All media, broadcast personnel, team scouts, visiting team staff and working personnel shall park in the designated media parking area. To access Lot 3 in ACC, please use Katella Ave. and proceed north on Douglass Road, turn into ACC at the stoplight north of Honda Center. Please follow the designated walking paths from Lot 3 adjacent to Stanley Cup Way or on Douglass Road and proceed south to the media entrance. All credential holders needing parking should contact Steve Brown or Tessa Bramble.

PHOTOGRAPHERS & CAMERA POSITIONS

Photo credentials will also be issued in the same manner as media credentials. Photographers on assignment will be designated a photo position by team photographer Deb Robinson (debrobinsphoto@aol.com), with locations for the game posted one hour prior to puck drop in the photography work room, located on the Service Level near the visiting locker room. All photographers must comply with space assignments and shooting regulations. Photographers must shoot from designated areas only. The room is also available to edit photos or store your equipment while at Honda Center.

BROADCAST & LIVE SHOTS

Please contact a member of the Ducks Communications staff for all broadcast and live shot requests. Requests must be submitted by noon on all game days.

All games at Honda Center will be televised locally on Bally Sports or nationally by ESPN or Turner Sports on TNT. Filming of any activity inside the Arena bowl beginning 30 minutes prior to puck drop, along with any game footage, is strictly prohibited.

GAME DAY MORNING SKATES

Morning skates will be held at Honda Center, with start times confirmed by the Ducks communications staff. Credentialed media members can enter the arena via the Southeast Concierge adjacent to the team store. Parking is available in Main Lot 1 only for the duration of morning skate. The Ducks will typically skate at 10 a.m. for a 7 p.m. scheduled start, but the practice can be optional at the head coach's discretion. If you have specific interview requests, we ask that you be present for the start of the skate in case certain individuals do not skate. Visiting teams will typically skate at 11:30 a.m. Please contact a member of the visiting team's PR staff to confirm time and player/coach availability.

GAME DAY MEDIA AVAILABILITY PROCEDURES

Please contact a member of the Ducks Communications staff for specific player interview requests on game days.

Morning Skate: Players will be available in the main Ducks locker room while the head coach will be available in the hallway adjacent to the Ducks locker room.

Postgame: Shortly after the conclusion of the game, the Ducks will make a representative number of key players by request and the head coach available for interviews. Players will be available in the main Ducks locker room and the head coach will be available in the hallway adjacent to the Ducks locker room.

PRACTICES

The majority of non-game day practices will be held at Great Park Ice in Irvine on Rink 3 or FivePoint Arena (Rink 4). Players will be available in the main Ducks locker room, while the head coach will be available in the designated media area outside of the main locker room. If a practice is held at Honda Center, players will be available in the main Ducks locker room and the head coach will be available in the hallway adjacent to the Ducks locker room. Parking is available in front of and on the south side of the facility for free. Please enter via the main entrance. No livestreams or long-form video recordings of practice are permitted.

PRESS BOX

The press box is located on the North end of Honda Center, accessible from the Northeast and Northwest Concierge elevators. A seat-

ing chart for the press box is located on televisions at the East and West ends of the Press Box. Seating is provided on a priority, first-come, first-served basis.

MEDIA WORK ROOM

Home and visiting media members attending morning skates and games at Honda Center will have the ability to use the Press Dining Room on the event level as a media workroom. Workstations, power and connectivity will be provided for all media members.

PRESS DINING

The Press Dining Room is open three hours prior to every game. The Press Dining Room can be accessed on the north Service Level of Honda Center. Please use the Northeast or Northwest Concierge elevators, which also access the Press Box and media entrance. Press Dining offers a fully catered meal for a fee of \$10.

WIRELESS INTERNET

Complimentary high-speed wireless internet is available throughout Honda Center and in the Press Box. To access our network, select "OCVIBE_Guest" and once prompted, please follow the instructions to register and connect to complimentary WiFi.

STATISTICAL INFORMATION

In addition to the Ducks media resource website, the NHL offers a variety of in-depth statistics and information.

Media.NHL.com: Dedicated to serving accredited NHL media, this password-protected site features archives of news releases, media advisories, transcripts, publications, game notes, box scores, daily stat packs, league statistics, player pronunciations and other relevant information from the League and its teams. Each team also has their own page on the media site, which includes schedules, headshots, pronunciations and the contact info for their respective PR staffs.

NHL.com/stats: All NHL stats, both current and historic are available. The site includes stats for skaters, goalies and teams, with the ability to filter by team, year and more. In addition, for all games the league's NHL Stats Live Updates page features game-specific stats and historical data for each team, while updating player-specific milestones in real-time at www.media.nhl.com/live-updates. If there is a stat you are interested in looking up, but are unsure how, please contact Steve Brown.

Records.NHL.com: Updated on a daily basis, included are skater, goaltender, head coach and team records (on both League and franchise levels), all-time standings for the regular season and playoffs, extensive franchise histories, lists of major NHL team and individual awards, sortable, pick-by-pick histories of the NHL Draft; and more.

TELEVISION INFORMATION

VICTORY⁺

VICTORY+

A Parent Media Co. Inc. (APMC), owner of Victory+, is the home of all regional Anaheim Ducks games. All local games will be available to stream free of charge to fans on Victory+, a newly formed sports network and direct-to-consumer streaming service, created for Ducks fans by APMC.

Victory+ features Brian Hayward in the booth for his 31st season as the Ducks television analyst while John Ahlers calls his 23rd season of Ducks hockey as the club's play-by-play announcer. Aly Lozoff will serve as host throughout the season while Guy Hebert returns as the television studio host.

All Victory+ games will feature exclusive live shows prior to and immediately following all home and road telecasts. Lozoff will lead discussion alongside Hebert who offers viewers insightful and entertaining analysis, while Hayward joins Hebert to provide analysis for all home broadcasts. In addition, Lozoff will offer updates and reports throughout each telecast on the sports network.

With the launch of Victory+ in September 2024, fans within the Ducks' regional television territory can enjoy games free of charge and additional content wherever they are on their preferred device. Victory+ is available for download on smart TVs, tablets and smart phones, ensuring fans outside the Ducks' regional territory are still able to enjoy Victory+ to watch a robust menu of additional content provided by the team.

In a revolutionary step for sports fan engagement, the service will be offered as a free ad-supported streaming service, making it accessible without barriers and enhancing the fan experience with a low-latency feed and high ad-fill rate for a superior viewing experience. Utilizing APMC's ad-tech solution Safe Exchange™ will allow both direct and programmatic ads on the service ensuring advertisers can have full access to the engaged audience base.

APMC is a media and technology company focused on providing innovative solutions to consumers and brands. APMC is a leader in Safe Streaming™ delivering an end-to-end solution to brands and platforms with an emphasis on unlocking incremental revenue. Utilizing proprietary streaming and monetization technologies, APMC reaches millions of homes globally through its products including Kiddoodle.TV®, Dude Perfect Streaming Service, Glitch+™, Victory+™, and Safe Exchange™. With over a decade of expertise, APMC's foundational technology is trusted by the world's largest brands, providing an unparalleled streaming experience. Whether through FAST channels or VOD streaming, APMC specializes in OTT content delivery and monetization across major connected TV and mobile platforms. Visit www.aparentmedia.com for more information.



FOX PLUS (KCOP CHANNEL 13)

FOX Plus will televise 65 Ducks games on over-the-air television in the Ducks region. FOX 11 Plus is the exclusive over-the-air home of the Anaheim Ducks beginning with the 2024-25 NHL season. Ducks games on FOX Plus feature John Ahlers, Brian Hayward, Guy Hebert and Aly Lozoff.

KTTV FOX 11 and KCOP Channel 13 (FOX Plus) are part of the FOX Television Stations, which owns and operates 29 full power broadcast television stations in the U.S. These include stations located in nine of the top ten largest designated market areas (DMAs), and duopolies in 11 DMAs, including the three largest DMAs (New York, Los Angeles and Chicago). Of these stations, 18 are affiliated with the FOX Network. In addition to distributing sports, entertainment and syndicated content, our television stations collectively produce over 1,200 hours of local news every week. These stations leverage viewer, distributor and advertiser demand for the FOX Network's national content.



John Ahlers

Television Play-By-Play

John Ahlers is in the midst of his 23rd season as the Anaheim Ducks' play-by-play voice. He has called 1,476 regular-season Ducks games since joining the club prior to the 2002-03 season, along with numerous NHL games for NBC Sports Network over his career. Ahlers called his 1,000th regular-season Ducks game on Nov. 12, 2017 vs. Tampa Bay.

For each of the past three seasons, Ahlers has handled the play-by-play for Sports USA's national radio coverage of the Stanley Cup Final, as well as numerous Stanley Cup Playoff games for the network.

Each season, Ahlers is a significant contributor to the team's award-winning Ducks S.C.O.R.E. program, an educational initiative that impacts over 25,000 elementary school students. He teaches the students the value of teamwork in sports, in school and in life. Using team-building exercises that relate to hockey, this interactive presentation demonstrates the importance of working effectively with others to achieve success in all endeavors. Ahlers can also be seen and heard at many of the Ducks community relations events, where he works as host and emcee.

Prior to joining the Ducks, Ahlers served as radio play-by-play voice for the Tampa Bay Lightning from 1999-02. A 36-year broadcast veteran with 2,723 games behind the microphone (including 1,803 in the NHL), he also worked as host of the Lightning's television pre-game show and Lightning Weekly, a magazine format program aired on Florida's Sunshine Television Network.

Prior to his stint with Tampa Bay, Ahlers spent five seasons as the television and radio voice of the International Hockey League's Detroit Vipers. During that time, he also worked as broadcaster of the IHL Game of the Week and Turner Cup Finals for Fox Sports Net. While with the Vipers he received numerous awards, including the IHL Broadcaster of the Year award in 1995 and Emmys for Best Sports Broadcasts in 1995 and 1998. With Anaheim, Ahlers won an Emmy in 2003 for Best Live Sports Broadcast during Game 4 against Detroit in the first round of the Stanley Cup Playoffs.

A graduate of Michigan State University, Ahlers has the call for NFL and NCAA college football games on Sports USA Radio Network for the 13th consecutive season in 2024. He has also served as the voice of the Salt Lake Golden Eagles (IHL) and the Louisville IceHawks (ECHL), as well as Michigan State and Colorado College hockey.

John and his wife, Cindi, were married in the summer of 2008. The couple resides in Trabuco Canyon.



Brian Hayward

Television Color Analyst

The original television analyst for the Anaheim Ducks, Brian Hayward is in his 31st season with the club. He has called 1,974 regular-season Ducks games since joining the team and celebrated his 1,000th Ducks broadcast on Jan. 16, 2011 vs. Edmonton. Over the past 30 years, he has earned a reputation as one of hockey's most articulate and informative analysts. Hayward has also been an active member of the Orange County community since joining

the Ducks, participating in numerous charitable events on behalf of the club. He celebrated his 30th season with the franchise in 2023-24 as part of the club's 30th anniversary.

Hayward has previously called national games for NBC, ABC, ESPN, ESPN2 and CBC. He appeared as an analyst for "NHL on NBC," which included work at the 2014 Stadium Series Game at Dodger Stadium and the 2006 Olympic Winter Games in Torino, Italy. He also served as color commentator for the 2004 World Cup of Hockey on ESPN's telecasts of the event. In 1998, he was a roving reporter during the Stanley Cup Final for ESPN, where he had the distinction of interviewing President Bill Clinton during a game in Washington.

After earning All-American honors as a goaltender at Cornell in 1982, Hayward went on to play 11 NHL seasons with the Winnipeg Jets, Montreal Canadiens, Minnesota North Stars and San Jose Sharks. In 1984-85, Hayward established a franchise record by winning 33 games with the Jets.

In Montreal, he teamed with Patrick Roy to win the William M. Jennings Trophy three consecutive years (1987-89) as the team allowing the fewest goals over the course of the regular season. Hayward also appeared in the Stanley Cup Final in 1986 with Montreal and 1991 with Minnesota.

A member of the inaugural San Jose Sharks in 1991-92, Hayward gained experience as an analyst on select Sharks games while sidelined with injuries. When a back injury forced a premature end to his playing career, he became a full-time broadcaster with the Ducks.

A native of Toronto, Ontario, Hayward holds a degree in business management from Cornell. He resides in Anaheim Hills with his wife, Angela. His daughter, Courtney, and her husband, Bobby, currently live in Manhattan Beach.



Guy Hebert

Television Studio Analyst

Guy Hebert is in his 11th season as the Anaheim Ducks Television Studio Analyst, proving insightful and entertaining analysis during the broadcast's pregame, postgame and intermissions. Hebert began his broadcast career in 2014 with Bally Sports as the Ducks' studio analyst.

The original Mighty Duck as the first player in team history following the 1993 Expansion Draft, Hebert started the Ducks' first game in franchise history, making 36 saves, Oct. 8, 1993 vs. Detroit. He played 10 NHL seasons with Anaheim, St. Louis and the New York Rangers from 1991-2001, appearing in 491 games while posting a 191-222-56 record, 28 shutouts, a 2.82 goals-against average (GAA) and .909 save percentage (SV%).

In eight seasons with Anaheim (1993-2001), Hebert went 173-202-52 with a 2.76 GAA, ranking third in Ducks franchise history in wins and appearances (441), and second in shutouts (27). In 1998-99, Hebert led the NHL in saves (1,949) while setting career-highs in wins (31) and SV% (.922), while he finished in the top 10 in Vezina Trophy voting three times and was named an NHL All-Star in 1996-97. He led Anaheim to its first Stanley Cup Playoff series win with a Game 7 shutout (3-0) vs. Phoenix in 1997.

Internationally, he helped Team USA to a gold medal at the 1997 World Cup and bronze at the 1996 World Championship. He also represented Team USA at the 1990 Goodwill Games and 1998 Winter Olympics in Nagano.

Hebert previously served as the director of the Ducks' alumni association and has helped the Anaheim Ducks Foundation to serve its mission to facilitate and support programs that produce positive change for children and families throughout Southern California.

A native of Troy, N.Y., Hebert resides in Corona Del Mar. He and his wife, Sarah, have one daughter, Madeline.



Aly Lozoff

Television Host

Aly Lozoff enters her sixth season as a broadcaster with the Anaheim Ducks, her first season serving as Television Host. In her role, she covers all locally broadcast home and road games, including pre, post and intermission reports in addition to creating exclusive on-demand content for Victory+.

Lozoff is also a national television reporter for Turner Sports, working NHL on TNT games during the regular season and Stanley Cup Playoffs. A four-time Emmy Award winner, she previously covered the Vegas Golden Knights on AT&T SportsNet as their inaugural Rinkside Reporter and host of the club's weekly Knight Life show from 2017-19. Prior to that, she served as the Quebec bureau reporter for Sportsnet in Canada. She has hosted various weekly sports shows throughout her career and has strived to build a sterling reputation as a respected member of the media.

Bilingual in English and French, Lozoff also holds three law degrees and works as Legal Counsel during the offseason. Lozoff earned a Sports Management Certificate from Columbia University, a Certificate from the China University of Political Science and Law and is a member of both the Quebec Bar Association and the Law Society of Ontario.

A native of Montreal, Quebec, Lozoff has served as the Director of Financial Resource Development and as a Major Gifts and Corporate Partnerships Officer for various foundations and organizations in her hometown. In her spare time, Aly enjoys volunteering as a mentor in her community, giving broadcast and public speaking workshops to aspiring students.

Aly and her husband, Avy, reside in Anaheim Hills with their daughter, Shany.



DUCKS STREAM

Ducks Stream powered by TuneIn is a free 24/7 audio station and the most comprehensive team-focused coverage in the NHL. The audio network is the exclusive home for all Ducks live game broadcasts, exclusive podcasts and up-to-date news covering the Ducks and the NHL.

The audio network features eight unique podcast titles available on-demand and throughout a nonstop audio stream powered by TuneIn, the world's leading live streaming audio service. In addition to podcasts, the stream is also the exclusive home for all Ducks preseason, regular season and Stanley Cup Playoff games. All on-demand and streaming content, including live games, will be available to fans worldwide.

Since the platforms launch Sept. 22, 2022, Ducks Stream has surpassed over a half-million total listens in its first two seasons as the official audio home for the Anaheim Ducks, creating more than 575 podcasts with over 550 hours of content outside of game broadcast to date.

Ducks Stream can be accessed in a variety of different ways. Fans can listen to the stream in just one click by visiting AnaheimDucks.com/DucksStream on their desktop or mobile device. They can also listen directly through the TuneIn app by searching "Ducks Stream." TuneIn is available at home, and in the car or office through more than 200 platforms & devices.

Long-time play-by-play announcer, Steve Carroll, is joined by color analyst and content contributor Emerson Etem and Alexis Downie, host and content producer. Downie is the primary host for all Ducks Stream-related podcasts and content, with Etem and Kent French also contributing to the audio network.

Ducks Stream's vast lineup of shows include:

Light the Lamp, a 60-minute hockey-centric show that features a national lineup of guests with new episodes every week;

From Mighty 'Til Now, an alumni-focused podcast showcasing the many stories that have shaped the franchise;

The Beek, an in-depth sit down with Ducks GM, Pat Verbeek;

The Player Lounge, a round table discussion between current Ducks players;

Leading the Flock, a podcast highlighting the off-ice achievements of the Ducks organization;

Behind the Bench, a one-on-one conversation with members of the Ducks coaching staff;

Etem UP, a personality filled podcast with off the wall topics, hosted by Emerson Etem;

A Mighty Journey, a long-form documentary style podcast detailing the journey of current and former Anaheim Ducks players and personnel

ABOUT TUNEIN

TuneIn, the world's leading live streaming service, bringing together live sports, news, music, podcasts and radio from around the globe. With more than 75 million monthly active users, TuneIn is one of the most widely used streaming audio platforms in the world. TuneIn broadcasts over 100,000 owned and operated and partner radio stations. With premier distribution across 200 platforms and connected devices including Tesla and Alexa, TuneIn empowers listeners to 'hear' what they love wherever 'here' might be. TuneIn Premium subscribers get exclusive access to commercial-free news from top networks like CNN, Fox News Radio, MSNBC, and Bloomberg, as well as live MLB, NHL, EPL and college sports programming and commercial-free music channels. For more information, please visit us at www.tunein.com or follow us on Facebook, Instagram, or Twitter.



Skyview Networks serves as the official radio network provider of the Anaheim Ducks.

As one of America's most dynamic audio solutions companies, Skyview Networks is a broadcast technology and national network sales company that provides services to 100-plus professional and collegiate sports organizations, ABC Audio, CBS Audio Network, Local Radio Networks, Alpha Media USA, Jack FM, The Dana Cortez Show, Nick Cannon Radio, Bob Kingsley's Country Top 40 with Fitz, B-Dub Radio, The BetR Network featuring select VSiN content and two state news networks.

Founded in 1995, Skyview Networks focuses on providing best-in-class services that include satellite and IP distribution, full network automation, inventory management systems, syndication and network audio sales. For more information, visit skyviewnetworks.com and follow @SkyviewNetworks.





Steve Carroll

Ducks Stream Play-By-Play

Steve Carroll is in the midst of his 26th season as the audio play-by-play voice of the Anaheim Ducks in 2024-25, having called 1,792 regular-season games since joining the club. A veteran of 49 years as a play-by-play announcer, Carroll joined the Ducks in 1999-00 and called his 1,000th regular-season broadcast with Anaheim on Mar. 2, 2013 vs. Phoenix. He also celebrated his 20th season with the franchise in 2018-19.

After landing his first play-by-play job as voice of the Mineral Area Junior College Men's Basketball Team (Flat River, Missouri) in 1976, Carroll has gone on to broadcast in several sports at both the college and professional levels. The long list of baseball teams includes the Los Angeles Angels of Anaheim, the Nashville Sounds (Triple-A), Huntsville Stars (Double-A) and Iowa Cubs (Triple-A). He has been employed in nine states and has called action in every state with the exception of Alaska and Idaho. At one point in the mid-1990s, Carroll was in Nashville broadcasting for five teams in three sports while freelancing for a newspaper. His work included covering the Nashville Knights of the ECHL and Vanderbilt University basketball and football (radio and television).

Carroll joined the Ducks after spending the previous two seasons handling the radio play-by-play duties for the New Orleans Brass of the ECHL, including serving in the communications, media relations and corporate sales departments. He also called games for the New Orleans Zephyrs, a Triple-A affiliate of the Houston Astros, from 1996-98. In addition, he handled play-by-play for the New Orleans Storm professional soccer team.

Carroll has previous NHL broadcasting experience with the Philadelphia Flyers, serving as radio play-by-play announcer for the 1995-96 season. He also called action for the New Haven Nighthawks of the AHL during the 1985-86 season and the Des Moines Buccaneers (USHL) from 1981-85.

A native of St. Louis, Mo., Carroll is also a contributor to AnaheimDucks.com, the club's official team website. On behalf of the team, he has served as an emcee at several charity events during the regular season and in the summer months. Along with his work with the Angels in 2011 as co-host of "Angels Today," Carroll also co-hosted "This Week in Angels Baseball" for two years on Adelphia Cable in Southern California.

Steve and his wife, Rhonda, reside in Ladera Ranch with their two dogs, Sam and Dixie.



Emerson Etem

Ducks Stream Color Analyst & Content Contributor

Emerson Etem enters his second season as the Audio Color Analyst and Content Contributor for Ducks Stream in 2023-24. Etem joins Steve Carroll in the Anaheim Ducks audio broadcast booth for all pre-, regular and postseason games hosted on Ducks Stream. In addition to his role as color analyst, Etem will join Alexis Downie and Kent French as a content creator and host with Ducks Stream.

Selected by Anaheim in the first round (29th overall) of the 2010 NHL Entry Draft (held in Los Angeles), Etem made his NHL debut with Anaheim in 2012-13.

The Long Beach, Calif. native is the highest-drafted Southern California born-and-trained player in Ducks history and was the third-highest player born in Southern California to be drafted.

Etem spent three years (2021-24) as the owner, general manager and head coach of the Long Beach Shredders of the USPHL Premier, a tier III junior league. Following his eight-year professional playing career, Etem served as the general manager and head coach of the Missoula Junior Bruins of the NA3HL (North American 3 Hockey League).

As a member of the Ducks in two separate stints (2012-15 & 2016-17), Etem scored 15-16-31 points in 115 regular season games, adding 6-2-8 points in 23 Stanley Cup Playoff contests. He recorded 22-24-46 points in 173 career NHL games with Anaheim, the New York Rangers and Vancouver Canucks across six seasons from 2012-17. He also appeared in 145 career American Hockey League (AHL) games, earning 57-42-99 points. He led the Norfolk Admirals, Anaheim's primary development affiliate in the AHL, with 24-30-54 points in 2013-14.

Etem spent three seasons with the Medicine Hat Tigers of the Western Hockey League (WHL) from 2009-12, scoring 143-109-252 points in 202 career games. In 2011-12, he led the WHL with 61 goals and was named to the WHL East First All-Star Team. As a WHL rookie in 2009-10, he scored the most goals by a league rookie (37) and was named Medicine Hat's Rookie of the Year. Etem represented Team USA at back-to-back World Junior Championships (2011 & 2012), helping his country to bronze in 2011. He also spent the 2008-09 season at the U.S. National Team Development Program (USNTDP), combining for 27-21-48 points with the U-17 and U-18 teams.

Etem and his wife Danette have two children, including their son, Laulo and daughter Alaia. The family resides in Long Beach.



Alexis Downie

Host & Content Producer

Alexis Downie is in her third season as the Host & Content Producer for the Anaheim Ducks. In her role with Ducks Stream, she hosts numerous fan-centric shows and provides news and various team information. Beginning in 2023-24, Downie added hosting pregame and postgame shows for all 82 games on Ducks Stream. She also conceptualizes, records and produces video and audio airing on the 24/7 audio channel and Ducks digital platforms.

Downie helped launch the platform Sept. 22, 2022 and has contributed to nearly 400 hours of content hosting in the network's first two years. In 30 years of Ducks hockey, Downie is the lone female on-air broadcaster to serve as a color analyst between the benches, making her first appearance Jan. 28, 2023 vs. Arizona.

Downie spent the previous three years as a reporter with Stadium, hosting and producing the National Hockey League (NHL) show, Ice Breakers. She covered the 2021 and 2022 Stanley Cup Finals, 2022 Winter Classic, while also providing content for the Stadium/Bally Sports brand across various social and digital networks.

She served as the rinkside reporter and analyst for the Chicago Steel of the United States Hockey League (USHL) for two seasons (2020-22). She was also a reporter for the BIG EAST Conference in 2021-22, providing live reports on FOX Sports and the BIG EAST Digital Network.

A native of Youngstown, Ohio, Downie earned a bachelor's degree in journalism and a minor in sports journalism at Michigan State University.

REFEREES

NAME	NUMBER	NAME	NUMBER	NAME	NUMBER
Beach, Cody*	45	Kozari, Steve	40	Rehman, Kyle	10
Blandina, Brandon	39	Lambert, Pierre	37	Rooney, Chris	5
Brenk, Jake	26	L'Ecuyer, Frederick	17	Samuels-Thomas, Jordan*	42
Charron, Francis	6	Lee, Chris	28	Sandlak, Carter	29
Chmielewski, Tom	18	Luxmore, Thomas John	21	Schlenker, Chris	3
Dunning, Mitch	20	MacDougall, Peter	38	Schrader, Brandon	34
Dwyer, Gord	19	MacPhee, Morgan*	43	Skilliter, Graham	24
Furlatt, Eric	27	Markovic, Michael	31	South, Furman	13
Halkidis, Beaudry*	48	McCauley, Wes	4	St-Laurent, Francois	8
Hamilton, Graedy*	41	McIsaac, Jon	2	St. Pierre, Justin	12
Hanson, Trevor	14	Nicholson, Kendrick	30	Sullivan, Michael*	47
Hebert, Ghislain	22	O'Rourke, Dan	9	Sutherland, Kelly	11
Hebert, Jean	15	Pochmara, Brian	16	Syvret, Corey	23
Hiff, Stephen*	46	Pollock, Kevin	33		
Kea, Justin*	44	Rank, Garrett	7		

LINESMEN

NAME	NUMBER	NAME	NUMBER	NAME	NUMBER
Alphonso, Shandor	52	Gawryletz, Travis	67	Mills, Bevan	53
Apperson, Caleb	77	Gibbons, Ryan	58	Murchison, Kiel	79
Baker, Tyson	88	Grillo, Brandon*	75	Murray, CJ	68
Barton, Steve	59	Hughes, Tommy	65	Murray, Jonny	95
Berg, Devin	87	Hunt, Mitchell*	62	Nansen, Derek	70
Brisebois, David	96	Jackson, Ryan*	84	O'Quinn, Ben	91
Cherrey, Scott	50	Johnson, Justin*	57	Pancich, Bryan	94
Cormier, Michel	76	Kelly, Dan	98	Shewchyk, Mark	92
Daisy, Ryan	81	Knorr, Trent	74	Smith, Andrew	51
Deschamps, Jonathan	80	Kovachik, Brad	71	Suchanek, Libor	60
Flemington, Kyle	55	MacPherson, Matt	83	Tobias, James	61
Fournier, Julien	56	Mahon, Joseph*	89	Toomey, Travis	90
Galloway, Ryan	82	Marquis, Jesse	86		
Gawryletz, Brandon	64	McNamara, Kilian	93		

* minor league official



DUCKS STREAM

POWERED BY **TUNE IN**

**YOUR 24/7 AUDIO HOME
FOR DUCKS HOCKEY**

ANAHEIMDUCKS.COM/DUCKSSTREAM


ANAHEIM DUCKS

2024-25 SEASON SCHEDULE

OCTOBER

 OCT 12 7PM	 OCT 22 7:15PM
 OCT 13 7PM	 OCT 26 4PM
 OCT 16 7PM	 OCT 27 4PM
 OCT 18 6PM	 OCT 29 4PM
 OCT 20 5PM	 OCT 31 4PM







NOVEMBER

 NOV 3 5PM	 NOV 18 5PM
 NOV 5 7PM	 NOV 19 5:30PM
 NOV 8 7PM	 NOV 22 7PM
 NOV 10 5PM	 NOV 25 7PM
 NOV 13 7PM	 NOV 27 7PM
 NOV 15 7PM	 NOV 29 12:30PM
















DECEMBER

 DEC 1 5PM	 DEC 11 4:30PM
 DEC 4 7PM	 DEC 12 4PM
 DEC 6 7PM	 DEC 14 4PM
 DEC 9 4:30PM	 DEC 18 7PM








DECEMBER

 DEC 20 7PM	 DEC 28 1PM
 DEC 22 2PM	 DEC 29 1PM
 DEC 23 7PM	 DEC 31 5PM
















JANUARY

 JAN 2 5PM	 JAN 16 4PM
 JAN 3 6PM	 JAN 18 3PM
 JAN 5 5PM	 JAN 21 7PM
 JAN 7 7PM	 JAN 23 7PM
 JAN 9 5PM	 JAN 25 7PM
 JAN 11 4PM	 JAN 28 7PM
 JAN 12 2PM	 JAN 30 6PM
 JAN 14 4PM	










FEBRUARY

 FEB 2 1PM	 FEB 23 3PM
 FEB 4 7:30PM	 FEB 25 4PM
 FEB 8 7:30PM	 FEB 27 7PM
 FEB 22 4PM	

MARCH

 MAR 1 7PM	 MAR 16 3PM
 MAR 4 6PM	 MAR 18 5PM
 MAR 5 7:30PM	 MAR 20 5PM
 MAR 7 7PM	 MAR 23 5PM
 MAR 9 6PM	 MAR 26 7PM
 MAR 11 7PM	 MAR 28 7PM
 MAR 12 7PM	 MAR 30 5PM
 MAR 14 7PM	

APRIL

 APR 1 7PM	 APR 10 7PM
 APR 3 6:30PM	 APR 13 7PM
 APR 5 1PM	 APR 15 5PM
 APR 7 7:30PM	 APR 16 4PM
 APR 9 7PM	

HOME



AWAY



ALL GAMES ARE PT AND SUBJECT TO CHANGE

TUNE IN FOR FREE



VICTORY



UCI Health



DUCKS HOCKEY

ANAHEIMDUCKS.COM