



2024-25 MEDIA GUIDE & RECORD BOOK

TABLE OF CONTENTS

FRONT OFFICE BIOS.....	1-19
SHARKS PLAYERS	20-122
RECORD BOOK	123-243
PLAYOFF HISTORY	244-308
SHARKS OPPONENTS.....	309-340
SAN JOSE BARRACUDA.....	341-376
GENERAL INFO.....	377-387



CREDITS

Contents: San Jose Sharks and Barracuda Media Relations Departments (Scott Emmert, Kyle Stuetzel, Brandon Weiss, Sergio Almodovar, Nick Nollenberger)

Editing: Kyle Stuetzel, Brandon Weiss, Sergio Almodovar

Layout and Design: Brandon Weiss

Photography: San Jose Sharks and Getty Images

Special Thanks To: Mike Grier, Joe Will, Ryane Clowe, Tom Holy, Dan Rusanowsky, Jim Sparaco



FRONT OFFICE

SAN JOSE SHARKS DIRECTORY

Owner

Hasso Plattner

President

Jonathan Becher

Hockey Operations Staff

General Manager Mike Grier
 Assistant General Managers Joe Will, Ryan Clowe, Tom Holy
 Senior Advisor/Pro Scout Tim Burke
 Director of Player Personnel Scott Fitzgerald
 Director of Player Development, Senior Advisor Todd Marchant
 Pro Personnel, Senior Advisor Ryan Stewart
 Hockey Operations Advisor Doug Weight
 Director of Amateur Scouting Chris Morehouse
 Director of CHL Scouting Stephane LeBlanc
 Head Coach Ryan Warsofsky
 Assistant Coach Brian Wiseman, Doug Houda, Jeff Ulmer
 Director, Goaltending Evgeni Nabokov
 NHL Goaltending Coach Thomas Speer
 Video Coach Nick Gialdini
 Assistant Video Coach Cody Ward
 Supervisor, European Scouting Shin Larsson
 Director, Hockey Projects and Analytics Charlie Townsend
 Analyst, Hockey Projects and Analytics A.J. Bernstein
 Scouting Coordinator Dylan Finan
 Amateur Scout (North America) Pat Funk (Minnesota)
 Amateur Scout (North America) Jon Hull (U.S.)
 Amateur Scout (North America) Thomas Vanek (Minnesota)
 Amateur Scout (North America) Jaren Burke (Ontario)
 Amateur Scout (North America) Ryan Russell (Western Canada)
 Amateur Scout (North America) Neil McKenney (OHL)
 Europe Scout Niklas Sundstrom (Sweden)
 Europe Scout Ales Vladyka (Czechia)
 Europe Scout Nikolai Ladygin (KHL)
 Europe Scout Tomi Kallio (Finland)
 Europe Scout Martin Uhnak (Czechia, Slovakia, Germany, Switzerland)

Pro Scout Dirk Graham
 Pro scout Jimmy Bonneau
 Pro Scout Ryan Hamilton
 Pro Scout Ned Colletti
 Player Development Coach Mike Ricci
 Player Development Coach Tommy Wingels
 Player Development Coach Luca Sbisa
 Player Development Coach & Hockey Operations Advisor Patrick Marleau
 Goalie Scout/Goaltending Development Ryan Miller
 Vice President, Hockey Administration Rosemary Tebaldi
 Director, Team Services Ryan Stenn
 Director of High Performance Mike Potenza
 Head Athletic Trainer Will Leonard, ATC
 Assistant Athletic Trainer Ryan Ledwon, ATC
 Director, Strength & Conditioning Stephen DiLustro
 Assistant Strength & Conditioning Coach Patrick Dugan
 Massage Therapist Arnulfo Aguirre, CMT, ART
 Equipment Manager Mike Aldrich
 Assistant Equipment Manager Jon Laughner
 Equipment Manager Assistant Ryan Kelsey
 Assistant Equipment Manager & Transportation Roy Sneesby
 Cleaning Specialist Norma Hernandez
 Head Team Physician Mark Davies, MD
 Team Physician Scott Crow, MD
 Team Physician AJ Uy, MD
 Team Physician Chris Fowler, MD
 Team Physician Young Yoon, MD
 Team Physician David Nix, MD
 Team Physician Katherine Gray, MD
 Team Physician Steven Spisak, MD
 Team Physician Kevin Merrill, MD
 Performance and Counseling Psychologist Peter Aston, Psy. D.

San Jose Barracuda Staff

General Manager Joe Will
 Head Coach John McCarthy
 Assistant Coach Kyle Hagel
 Assistant Coach Louis Mass
 Video Coach and Coordinator, Hockey Operations Eric Pinsky
 Head Athletic Trainer, Manager of Sports Medicine Jaime Garcia
 Assistant Athletic Trainer, Manager of Player Rehabilitation Emi Takahashi
 Head Equipment Manager Tim Leroy
 Assistant Equipment Manager Josh Woodard
 Strength and Conditioning Coach Rachel Llanes
 Assistant Strength and Conditioning Coach Matthew Duran
 Team Doctor, Orthopedic Surgery Anthony Abene, MD
 Team Doctor, Emergency Medicine Kenneth Yu, MD

SHARKS HOCKEY BIOS



HASO PLATTNER

OWNER

Hasso Plattner serves as the owner of Sharks Sports & Entertainment (SSE). A charter member of the local ownership group that purchased the San Jose Sharks from original owner George Gund III in 2002, Plattner became the organization's majority owner in 2010 and is currently the sole owner of the franchise.

A lifelong hockey fan, Plattner intently followed the game at the international level while growing up in his native Germany. An avid spectator of hockey's World Championships each year, he marveled at the exploits of the Soviet Union's powerhouse hockey teams in the late 1970's and early 1980's.

On a trip to the Bay Area as co-founder of SAP SE, the world's largest business software company, he distinctly recalls the moment his past and future collided while watching the Sharks play in 1993.

"The announcer says (Sergei) Makarov...(Igor) Larionov...(Johan) Garpenlov," Plattner recalled. "Not possible - I see two of the top players I watched for more than 10 years. And here they are."

And so began Plattner's affinity for the San Jose Sharks and hockey in the Bay Area.

His passion for the game of hockey and desire to win have been evident during his tenure as the Sharks majority owner. Under his stewardship, the team earned its first trip to the Stanley Cup Final (2016), made four appearances in the Western Conference Final (2010, 2011, 2016, 2019), and posted four 100+ point seasons.

Plattner affords General Manager Mike Grier the financial autonomy to spend to the NHL's upper limit of the salary cap and ensure the team has the resources it requires to scout, draft, and develop younger players while maintaining the financial stability to ensure the team can build a foundation to returning as a perennial playoff contender.

In addition, Plattner has provided resources for the organization's player development system to take major steps forward in several areas. Over the last several seasons since naming Grier as General Manager, the hockey staff has been significantly built out in several key areas, including analytics, scouting, development, and coaching, providing players the opportunity to learn from alumni who played the game at a high level to hone their craft and development.

Previously in 2014, he committed the financial backing to re-locate the team's American Hockey League (AHL) development affiliate to California in order to enhance the organization's ability to oversee and develop prospects. Along with that relocation came a large-scale, facility expansion at Sharks Ice at San Jose to house the AHL's San Jose Barracuda where the franchise opened the 2022-23 season at Tech CU, along with a major cosmetic modernization and renovation to the Sharks existing practice facilities. The expansion created two additional public ice sheets, making it the largest ice facility under one roof in North America.

Off the ice, Plattner has paid for many major upgrades to SAP Center, ensuring the venue remains a world-class facility despite being one of the oldest in U.S. sports.

Some of the large-scale projects include the installation of a permanent dehumidification system to ensure SAP Center is capable of maintaining the best ice conditions possible in the Bay Area's temperate climate, a brand-new center hung scoreboard which improves the venue's game presentation production prior to and during Sharks games, and a premium seating experience known as the Penthouse Lounge, which provides an exclusive, elevated viewing experience for all SAP Center events. These, and many other SAP Center improvements, were made without public subsidy.

Plattner's passions in life are sports, business and science. After co-founding SAP in 1972, he served as CEO until 2003. Until he stepped down in May 2024, he served as Chairman of the Supervisory Board and as Chief Software Advisor, where he concentrated on defining the medium and long-term technology strategy of SAP. Plattner also was the head of the Technology Committee of the SAP Supervisory Board for over two decades.

Plattner has received a number of honors recognizing not only his accomplishments in the business world but his significant track record in giving back to the community. In 2016, he was awarded the Prize for Understanding and Tolerance presented by the Jewish Museum Berlin, awarded to "individuals to honor their exceptional contribution to understanding and tolerance, the promotion of human dignity, the integration of minorities and the coexistence of different religions and cultures." In 2015, he was awarded the GABA Lifetime Achievement Award and in 2014 received the Leonardo European Corporate Learning Award in the Thought Leadership category.

In 2002, the University of Potsdam appointed him an Honorary Doctor, and in 2004, an Honorary Professor. In 1998, he was inducted into the German Hall of Fame, which honors those who promote economic and social development in Germany. In 1997, he received the Information Technology Leadership Award for Global Integration as part of the Computerworld Smithsonian Awards Program.

Plattner received his master's degree in communications engineering from the University of Karlsruhe. In 1990, the University of Saarbruecken awarded him an honorary doctorate and in 1994 he was granted an honorary full professorship.

Well known for his philanthropic efforts, Plattner is a leading private patron of education and research in science and technology. Following his retirement from day-to-day involvement in SAP, Plattner has devoted his time to the promotion of science, innovation and entrepreneurship, as well as to social and cultural projects.

In 2016, Plattner joined forces with art dealer Guy Wildenstein to form the Wildenstein Plattner Institute, a foundation dedicated to advancing art historical scholarship by fostering the accessibility, cataloguing, and digitization of primary sources. Plattner also helped in the establishment of the Museum Barberini, devoted to his holdings of modern and Impressionist art, as well as artists active in the former German Democratic Republic (GDR). In 2022, he opened Das Minsk, another private museum in Potsdam, which focuses on East German artists who were active after the fall of the Berlin wall.

Under the umbrella of the Hasso Plattner Foundation, he founded the Hasso Plattner Institute for Software Systems Engineering (HPI) in 1998 at the University of Potsdam in Germany, and expanded the HPI with a School of Design Thinking in 2007. He not only fully finances the HPI, but is also actively involved as a director, professor and lecturer in Enterprise Platforms and Integration Concepts.

In 2005, Plattner established the Hasso Plattner Institute of Design at Stanford University, informally called the Stanford d.School, which champions methods from the field of design to help people in every function across every industry become more innovative. The Stanford School has helped champion the world-wide adoption of Design Thinking, a formal methodology for tackling complex problems that goes beyond traditional brainstorming by re-framing the problem in human-centric ways.

In addition, Plattner has long been active in the fight against AIDS in South Africa.

SHARKS HOCKEY BIOS

Along with being a life-long hockey enthusiast, Plattner is an avid competitive sailor who has participated in numerous 505 World Championships, a race for high-performance two-person sailboats, as well as many offshore races. His top sports hero is Jesse Owens, the track and field star who captured four gold medals at the 1936 Berlin Olympics, and his top personal hero as Nelson Mandela for his ability to guide South Africa out of apartheid.



JONATHAN BECHER

PRESIDENT

Jonathan Becher is president of Sharks Sports & Entertainment, the parent organization for the NHL's San Jose Sharks, the AHL's San Jose Barracuda, three Sharks Ice recreational facilities, and the non-profit Sharks Foundation. A long-time Sharks fan and season ticket holder, Becher is responsible for the organization's overall strategy with a particular focus on the end-to-end experience. He serves as the organization's Alternative Governor for the NHL Board of Governors.

Prior to joining Sharks Sports & Entertainment, Becher spent a decade at SAP in a variety of senior roles, including Chief Marketing Officer and Chief Digital Officer. While at SAP, he oversaw many large-scale sports and entertainment partnerships, including the National Hockey League (NHL), the National Basketball Association (NBA), the Women's Tennis Association (WTA), and the naming rights agreement for the SAP Center at San José.

Becher has long been an advocate for diversity, inclusion, and belonging (DI&B) and was recognized by the **Sports Business Journal** as a leader in this space. Currently, he is the co-chair of **NHL Fan Inclusion Council** and a member of the **Knight San Jose Community Advisory Council**.

A three-time technology company CEO, Becher is an advisor to several early-stage companies and is on the Board of Directors of multiple organizations, including Catch & Release, Trintech, and the Bay Area Host Committee. He is a frequent speaker at events and a published author on a variety of topics – including his own popular blog, *Manage By Walking Around* (<http://jonathanbecher.com>).

Becher holds a master's degree in computer science from Duke University in North Carolina, and a bachelor's degree in computer engineering from the University of Virginia.



MIKE GRIER

GENERAL MANAGER

Entering just his third season as general manager of the San Jose Sharks, Mike Grier continues reshape the franchise from a struggling, once-perennial Stanley Cup Playoff contender into one of the most enviable up-and-coming teams in the National Hockey League.

Grier, 49, has overall authority regarding all aspects of the Sharks hockey-related operations, including overseeing all player personnel decisions, leading the club's player evaluation process at all professional, minor, and junior levels, negotiating player contracts, directing the club's on-ice coaching and off-ice support staffs, and managing the efforts of the team's scouting department.

Since being named the fifth general manager in Sharks franchise history on July 5, 2022 – and becoming the first Black general manager in the history of the National Hockey League – Grier has strategically reshaped the Sharks organization in nearly every conceivable area: administration, coaching, player development, and the team's NHL roster and prospect pool.

Shortly after taking over the role, Grier began the difficult but necessary process of re-stocking the organization's pipeline of talent, acquiring young player assets and draft picks in exchange for many of the team's existing veteran players, many of whom were playing on long-term and high dollar contracts. In his first two seasons, Grier made a series of high-profile trades to shed contract term and salary, parting ways with players such as Brent Burns, Timo Meier, Erik Karlsson and Tomas Hertl.

Those transactions, while difficult, allowed the team to bring in young players and prospects such as Fabian Zetterlund, Shakir Mukhamadullin, and the team's eventual 2023-24 leading scorer Mikael Granlund.

Perhaps most importantly through these transactions, Grier also acquired multiple first-round draft selections and used those picks to reinvigorate the team's pipeline into one of the top rated prospect pools in the NHL. In the 2022 and 2023 NHL Drafts, Grier and his staff selected Filip Bystedt, Will Smith and Quentin Musty in the first round. In 2024, the Sharks won the NHL Draft Lottery and were awarded the first-overall pick, selecting 2024 Hobey Baker Memorial Award winner Macklin Celebrini, and also selected defenseman Sam Dickinson at 11th overall.

While overseeing the team's three drafts, the Sharks have selected a total of 10 players in the first two rounds. The Sharks 10 selections, five players in the first round and five players in the second round, is behind only Chicago (13), Seattle (12), Utah and Anaheim (11) for most players selected in the opening two rounds since 2022. Currently, San Jose owns a pair of draft choices in the first two rounds of the 2025 NHL Draft (one first, one second), and four total picks in the opening three rounds.

Just prior to the start of the 2024-25 season, Grier packaged the return from the Hertl trade – forward prospect David Edstrom and Vegas' first round 2025 selection (top-10 protected) – to the Nashville Predators in exchange for hockey's top-rated goaltending prospect, Yaroslav Askarov, further enhancing the team's pipeline of players.

Prior to joining the San Jose organization in his current role, he was hand-picked by New York Rangers President and General Manager and former teammate Chris Drury to serve as a hockey operations advisor. In that role, Grier assisted Drury in hockey-related decisions and off-ice player development, and assisted prospects in the Rangers organization, including players with the Rangers' American Hockey League (AHL) affiliate, the Hartford Wolf Pack.

During the 2021-22 season, a rebuilding Rangers team experienced a 50-point improvement over their 2020-21 campaign, finishing with a 52-24-6 record and 110 points, a second-place finish in the Metropolitan Division (seventh overall in the NHL) and advanced to the Eastern Conference Final, before succumbing to the Tampa Bay Lightning in six games.

Grier also served on USA Hockey's selection committee for the 2022 World Championships, where he assisted in scouting, evaluating and selecting players for the U.S. team.

Grier served as an assistant coach with the New Jersey Devils for two seasons (2018-20). As a member of Head Coach John Hynes' staff, Grier worked directly with the forwards and assisted with the Devils special teams. During his two seasons with the Devils, New Jersey's penalty killing ranked third in the NHL (83.4%) and their net penalty killing percentage was second overall (87.4%). He was also responsible for pre-scouting the Devils opponents.

From 2014-18, Grier served as a scout with the Chicago Blackhawks, including their 2015 Stanley Cup Championship season. Grier focused on scouting amateur and professional players, including the team's prospects and prospective player acquisitions both at the NHL level and via the NHL Draft.

SHARKS HOCKEY BIOS

From 2013-17, Grier served as an assistant coach at St. Sebastian's Prep School in Needham, Mass. He has also been active in working on skill development with collegiate and high school hockey players in the Boston area (2011-2017).

As a player, Grier spent 14 seasons in the National Hockey League as one of the game's top defensive forwards and leaders. He amassed 1,060 NHL games with the Edmonton Oilers, Washington Capitals, Buffalo Sabres, and the Sharks, collecting 383 points (162 goals, 221 assists) along with 510 penalty minutes. He served as an alternate captain and as a member of the leadership group with each of his NHL teams. As a physical, penalty-killing forward annually in the conversation for the Frank J. Selke award, Grier helped establish a top unit on multiple teams, including a League-best penalty kill efficiency on San Jose in 2007-08 (85.8%), fifth-best in 2008-09 and he helped Buffalo achieve the second-best efficiency in 2009-10 (86.6%).

During his NHL tenure between 1996-2011, Grier tied for 11th amongst all NHL players with 20 short-handed goals. Despite the NHL not tracking advanced statistics until the 2005-06 season, Grier ranks 10th amongst all NHL forwards in blocked shots (315) and 33rd in hits (705) over the course of his career.

He initially joined the Sharks organization as a free agent on July 3, 2006 and over the next three seasons, appeared in 221 NHL games, recording 78 points (35 goals, 43 assists). As an alternate captain, Grier helped the Sharks reach the Stanley Cup Conference Semifinals in 2006-07 and 2007-08. He was also a member of the Sharks 2008-09 Presidents' Trophy-winning club that won 53 games and earned 117 points.

His best season with the franchise was in 2006-07 where he registered 33 points (16 goals, 17 assists) in 81 games and led the club in short-handed goals (three). He then added four points (two goals, two assists) in the 2007 postseason in 11 games, which included a two-point game where he scored a goal and assisted on the game-winning goal by Patrick Rissmiller in the second overtime of Game One of the Western Conference Quarter Final against the Nashville Predators, en route to a 4-1 series victory for the Sharks.

Originally selected by the St. Louis Blues in the 1993 NHL Draft (ninth round, 219th overall), Grier's rights were later traded to the Edmonton Oilers, along with goaltender Curtis Joseph, for St. Louis' first-round selections in the 1996 and 1997 NHL Drafts. Grier earned a spot on the Oilers roster directly after his collegiate career and never played a game in the minor leagues. Upon his NHL debut on Oct. 4, 1996, Grier became the first African American born and trained in the U.S. to play in the NHL.

Grier's teams appeared in the Stanley Cup Playoffs in 11 of his 14 NHL seasons, including advancing to the 2006 Eastern Conference Final, where Buffalo narrowly lost a seven-game series to Carolina. In 101 Stanley Cup Playoff games, Grier tallied 28 points (14 goals, 14 assists) and 72 penalty minutes.

Grier has also had a long-standing relationship as a player and a coach with USA Hockey, beginning with being selected to the 1995 World Junior Championship team. He was a member of the 1996 U-21 National team and captured a bronze medal at the 2003 World Championships, where he was named an assistant captain. Off the ice, Grier served as coach at the USA Hockey 17s Festival and the CCM All-American Prospects Game in 2014, was an assistant coach for the U.S. women's national team for the Winter Series vs. Canada (2016) and was a coach and a member of the selection committee for the U.S. women's national team Olympic evaluation camps (2015-2017) ahead of the 2018 Winter Games.

Prior to his NHL career, Grier played for Boston University over three seasons, compiling 120 points (59 goals, 61 assists) in 114 games. He helped lead the team to an NCAA Championship in 1995 and captured a Hockey East Championship in two consecutive seasons (1993-95). Following the 1994-95 season, he was named to the All-Hockey East First Team, selected to the Division I AHCA All-American Team, won the Walter Brown Award as the best U.S.-born collegiate player in New England, and was a finalist for the Hobey Baker Award, awarded to the top collegiate hockey player. Grier was selected as the BU's captain for the 1995-96 season but withdrew from the university to begin his NHL career.

Grier comes from a family embedded in the fabric of leadership, scouting and development in professional sports. His father, Bobby, is a long-time executive in the National Football League, with stints in scouting, player personnel and as an advisor with the New England Patriots and Houston Texans. He currently serves as a consultant with the Miami Dolphins. His brother, Chris, has served as general manager of the Miami Dolphins since 2016. Chris worked as a scout for Miami dating back to 2000, and previously worked in scouting with the Patriots beginning in 1995.

In 2022, Grier was named to the EBONY Power 100 List in the Business Disruptors category, recognizing the groundbreaking achievements and societal contributions of industry leaders championing for change across industries.

Grier, a native of Detroit, MI, and his wife, Anne, have three children: sons Jayden and Tristan, and daughter Brooklyn.



SHARKS HOCKEY BIOS												
MIKE GRIER CAREER STATS												
REGULAR SEASON								PLAYOFFS				
YEAR	TEAM	LGE	GP	G	A	P	PIM	GP	G	A	P	PIM
1992-93	St. Sebastian's	USHS	22	16	27	43	32	-	-	-	-	-
1993-94	Boston Univ.	NCAA	39	9	9	18	58	-	-	-	-	-
1994-95	Boston Univ. USA	NCAA	37	29	26	55	85	-	-	-	-	-
		WJC	7	0	2	2	12	-	-	-	-	-
1995-96	Boston Univ.	NCAA	38	21	26	47	82	-	-	-	-	-
1996-97	Edmonton	NHL	79	15	17	32	45	12	3	1	4	4
1997-98	Edmonton	NHL	66	9	6	15	73	12	2	2	4	13
1998-99	Edmonton	NHL	82	20	24	44	54	4	1	1	2	6
1999-00	Edmonton	NHL	65	9	22	31	68	-	-	-	-	-
2000-01	Edmonton	NHL	74	20	16	36	20	6	0	0	0	8
2001-02	Edmonton	NHL	82	8	17	25	32	-	-	-	-	-
2002-03	Washington	NHL	82	15	17	32	36	6	1	1	2	2
2003-04	Washington	NHL	68	8	12	20	32	-	-	-	-	-
	Buffalo	NHL	14	1	8	9	4	-	-	-	-	-
	USA	WC	9	1	2	3	8	-	-	-	-	-
2005-06	Buffalo	NHL	81	7	16	23	28	18	3	5	8	2
2006-07	San Jose	NHL	81	16	17	33	43	11	2	2	4	27
2007-08	San Jose	NHL	78	9	13	22	24	13	0	1	1	2
2008-09	San Jose	NHL	62	10	13	23	25	6	0	0	0	6
2009-10	Buffalo	NHL	73	10	12	22	14	6	2	0	2	2
2010-11	Buffalo	NHL	73	5	11	16	12	7	0	1	1	0
NHL TOTALS			1,060	162	221	383	510	101	14	14	28	72



JOE WILL

ASSISTANT GENERAL MANAGER, SAN JOSE SHARKS / GENERAL MANAGER, SAN JOSE BARRACUDA

Joe Will begins his 14th season as assistant general manager for the San Jose Sharks and his 12th as general manager of the Sharks' American Hockey League affiliate (Worcester Sharks and San Jose Barracuda).

On Apr. 7, 2022, Will was named interim general manager for the Sharks, and handled the day-to-day duties as general manager in addition to his role as the assistant general manager until the hire of Mike Grier on July 5, 2022.

In San Jose, Will works closely with general manager Mike Grier on all daily departmental functions and his primary responsibilities include contract research and negotiations, scouting operations, fiscal planning, salary cap analysis and hockey administration. He's the lead coordinator and planner for the Sharks training camp, scouting meetings and scouting conference calls each season.

In addition, as general manager of the San Jose Barracuda, he oversees all of the hockey operations for the Sharks AHL affiliate, including player evaluation, player contracts, and player recall and reassignments.

In an effort to strengthen the organization's player development system and program, the Sharks relocated their American Hockey League affiliate to San Jose. Beginning in the 2015-16 season, the Barracuda became a part of the AHL's new Pacific Division and now play at Tech CU Arena, established in 2022. The move west eliminated the need to fly players across the United States in the event of recalls and reassignments, adding valuable rest and practice time. It also allowed for greater interaction and observation from San Jose's development coaches.

The relocation has paid immediate dividends. The Barracuda finished the 2016-17 season with the second-best winning percentage in the AHL (0.699%), winning the Bud Poile Trophy as the Western Conference regular season champions and the John Chick Trophy as Pacific Division champions, and earning an appearance in the Western Conference Final. In addition, the Barracuda held an AHL season-long winning streak of 14 games, paced the AHL in goals per game (3.44), ranked second on the power play (23.8%), eighth ranked penalty kill (83.3%) and had nine different players spend time on the Sharks roster, all while having the fifth youngest team in the league. The season marked one of the most successful campaigns in San Jose Sharks minor league affiliate history.

Moreover, individual feats highlighted the 2016-17 season; Troy Grosenick became just the fifth goaltender in AHL history to reach double-digit shutouts (10) earning him the Aldege "Baz" Bastien Award (goaltender of the year) and a First Team AHL All-Star nod; Danny O'Regan received the Dudley "Red" Garrett Memorial Award as the AHL's rookie of the year; and Tim Heed merited Second Team AHL All-Star honors.

All of these accomplishments occurred following a concerted effort by the front office to reinvigorate the organization's prospect pool, largely spearheaded, at the AHL level, by Joe Will. On top of the Barracuda players who were recognized with major awards, Roy Sommer was named as the AHL's Coach of the Year (Louis A.R. Pieri Award).

One of Will's most important duties involves the tracking, analyzing and projecting of the team's player payroll relative to the current and future National Hockey League salary cap to give the team the financial flexibility to ice a championship-caliber team each season.

Will, 58, also works with the organization's professional scouts and management team in player research for expansion, waivers, free agency and trades. His expert analysis of economic trends in the NHL has led to the Sharks acquisition and retention of several key veteran players over his time with the club.

Prior to his current roles, Will served as the team's director of hockey operations from 2004-2011. A member of the Sharks organization since the franchise's inception in July 1990, he has also previously served as assistant to the general manager and scouting coordinator.

SHARKS HOCKEY BIOS

The Bloomington, Minn. native also works with director of scouting Tim Burke in the development and implementation of draft prospect testing, draft table operations and computer scouting analysis. Will is an integral part of the team's draft-day strategy. Without his coordinating efforts, the team would not have drafted 2001 Calder Memorial Trophy winner Evgeni Nabokov in 1994. In addition, he developed the Sharks computer scouting program that pioneered the advent of scouting programs now used throughout the NHL.

Prior to joining San Jose, Will spent six years in the Minnesota North Stars organization in various capacities.

**RYANE CLOWE****ASSISTANT GENERAL MANAGER**

Ryane Clowe returns to the Sharks franchise in his first season as Assistant General Manager. Clowe will work closely with Grier and assistant general managers Tom Holy and Joe Will overseeing all aspects of the Sharks hockey operations department.

Clowe spent the last three seasons with the New York Rangers as senior advisor and hockey operations advisor to General Manager Chris Drury. In that role, Clowe assisted Drury in all areas of hockey operations, including scouting. The Rangers successfully made the post season the past two seasons, including reaching the Eastern Conference Final last year, before being eliminated by the eventual Stanley Cup Champion Florida Panthers.

Previously, Clowe spent the 2018-19 season as head coach for the Newfoundland Growlers but stepped down from the role due to health concerns. Between 2016-2018, he served as an assistant coach with the New Jersey Devils, working under John Hynes.

Clowe played in ten NHL seasons between 2005-2015, primarily with the Sharks. Drafted by San Jose in the sixth round (175th overall) of the 2001 NHL Draft, Clowe played in 423 games with the Sharks, posting 271 points (101 goals, 170 assists) and 567 penalty minutes. His 271 points place him 14th on the Sharks all-time scoring list and he ranks fifth all time in penalty minutes.

Clowe was also a prominent contributor on the Sharks Stanley Cup Playoff runs, adding 45 points (18 goals, 27 assists) and 97 penalty minutes in 68 postseason games. His 97 postseason penalty minutes are tops in franchise history and he ranks seventh in playoff points and 10th in postseason games played.

The rugged power forward finished his stellar career with the New York Rangers and New Jersey Devils between 2013-2015. In total, he appeared in 491 regular season NHL games, collecting 309 points (112 goals, 197 assists) and 618 penalty minutes.


**TOM HOLY****ASSISTANT GENERAL MANAGER**

Tom Holy enters his third year as Assistant General Manager, and will oversee the analytics department, staff budgeting and contracts. He will be the liaison between the Sharks Hockey Operations and Business departments, along with the NHL scheduling for the team.

He primarily has served in various roles in Media Relations and Public Relations with the Dallas Stars, Sharks and Cleveland Barons. He served as the Stars Vice President, Communications and Broadcasting from 2013-2022, and was the Sharks Media Relations Manager from 2005-2013. In his role as VP with the Stars, he led the organization's efforts in hockey communications, corporate communications and player relations, and served as the organization's spokesman for all news.

Holy also helped earn six separate Dick Dillman Awards, including four straight seasons with San Jose from 2007-10, presented annually by the Professional Hockey Writer's Association to honor the work of the NHL's top public relations team.

In addition, Holy Served as a Development Coach for Seiler FEC working with the 2020 and 2021 rookie classes of the Cleveland Browns and Indianapolis Colts centering around financial education and budgeting.

**TIM BURKE****SENIOR ADVISOR/PRO SCOUT**

Tim Burke enters his third season as senior advisor/pro scout and his 31st season overall with the Sharks, after four seasons as assistant general manager alongside Joe Will. Burke previously worked as the director of scouting with San Jose for 21 years.

Burke assists the Sharks efforts in the National Hockey League's annual draft while working closely with General Manager Mike Grier and his staff, and the development of the Sharks prospects.

Burke's hard work and keen decision making, coupled with the talents of his competent staff at evaluating players, has produced admired results. Burke's selection process has helped the Sharks create a solid foundation of talented players from which to build the franchise around – including Joe Pavelski (2003), Marc-Edouard Vlasic (2005), Justin Braun (2007), Logan Couture (2007), Dylan DeMelo (2011), Tomas Hertl and Chris Tierney (2012), and Timo Meier (2015).

Beginning with the 2003 NHL Draft, and through the 2017 draft, Sharks draft selections played the fifth-most games of any NHL team's draft picks (10,411) and posted the fifth-most goals (1,693) in that span, despite the organization having the lowest average draft position of any NHL team during that span (129.75).

A member of the Sharks scouting department since the 1992-93 campaign, Burke was promoted to director of scouting on June 4, 1996. Before his promotion, Burke served as director of professional scouting from 1992-96 and evaluated talent throughout all North American professional leagues and assisted with amateur scouting.

From 1987-92, he spent five seasons in the New Jersey Devils organization, serving in several capacities, including as a Devils assistant coach, head coach for the American Hockey League's Utica Devils and as a pro scout. Burke was also an assistant coach at Princeton University from 1984-86.

A former defenseman, Burke was selected by the Montreal Canadiens in the seventh round (124th overall) of the 1975 NHL Entry Draft and by the Chicago Cougars in the second round (25th overall) of the 1974 World Hockey Association Entry Draft. He was a four-year letterman in both hockey and baseball at the University of New Hampshire, where he was named to the NCAA's All-America hockey team after his senior campaign.

He played seven years of professional hockey following his outstanding collegiate career, including three seasons (1977-80) with the Nova Scotia Voyageurs, the Canadiens AHL affiliate, and one season with Jokerit Helsinki in the Finnish Elite League.

SHARKS HOCKEY BIOS

**SCOTT FITZGERALD****DIRECTOR OF PLAYER PERSONNEL**

Entering his third season as Director of Player Personnel, Fitzgerald will focus on pro and amateur scouting, including potential top-two round selections at the NHL Draft and college free agents.

Fitzgerald, in tandem with Director of Amateur Scouting Chris Morehouse, have strategically helped the Sharks franchise select several high level prospects with the picks accumulated by General Manager Mike Grier.

In 2024, the Sharks selected four players in the opening two rounds, including first-overall Macklin Celebrini and 11th overall choice Sam Dickinson. The season prior, the Sharks selected Will Smith, Quentin Musty, and Kasper Halttunen in the first two rounds. All five players are currently signed with the organization on their entry-level contracts.

He previously was with the Boston Bruins for 16 seasons, joining the franchise in 2006. He worked in various roles, including Chief College Scout, Director of Amateur Scouting, Scouting Coordinator and Scout. He also worked with the Columbus Blue Jackets as a scout from 1999-2006. His brother Tom is the current general manager for the New Jersey Devils.

**TODD MARCHANT****DIRECTOR OF PLAYER DEVELOPMENT, SENIOR ADVISOR**

Todd Marchant begins his third season as the team's director of player development, senior advisor. Marchant will oversee the player development department.

Under the direction of Marchant, along with the organization's development coaches, the Sharks have witnessed several players make their NHL debut in the last couple seasons with the organization while also developing with the San Jose Barracuda, including Henry Thrun, Shakir Mukhamadullin, and Magnus Chrona.

Previously, he worked with the Anaheim Ducks organization for 11 seasons as Director of Player Personnel (2021-22), and Director of Player Development (2011-21), overseeing the Anaheim prospects and their development in professional hockey. As a player, he amassed 1,195 career NHL games with the New York Rangers, Edmonton Oilers, Columbus Blue Jackets, and Ducks, scoring 498 points (186 goals, 312 assists). He won his first Stanley Cup with the Ducks in 2007, appearing in 11 playoff games and collecting three assists. Originally selected by the Rangers in the 1993 NHL draft (seventh round, 164th overall), Marchant retired from the NHL on June 29, 2011.

**RYAN STEWART****PRO PERSONNEL, SENIOR ADVISOR**

Ryan Stewart, in his third season as pro personnel, senior advisor, will oversee the Sharks professional staff in North American and Europe.

Before joining the Sharks, Stewart worked in the Chicago Blackhawks organization in various roles, most recently as the Assistant General Manager, Pro Evaluation for two seasons. He earned the roles of Vice President, Pro Scouting (2014-20), Director, Pro Scouting (2012-14), and served as both a professional scout (2010-12) and amateur scout (2008-10). While with the Chicago organization, the team won the

Stanley Cup three times (2010, 2013, and 2015).

Prior to his scouting assignments, Stewart oversaw power play systems as an assistant coach in the 2007-08 season and was tasked with video coach duties in 2006-07. Before joining the Blackhawks, he served as the ECHL's Greenville Grrrowl General Manager in 2005-06 and was the assistant coach and assistant general manager in 2004-05.

As a professional hockey player, Stewart primarily played with Greenville in the ECHL, appearing in 325 career games recording 157 points (69 goals, 88 assists) and helped Greenville capture the ECHL Championship in 2002, scoring six points in 17 games. In his final season in 2003-04, Stewart served as the team's captain. He also appeared in one AHL game with the Providence Bruins and had a stint with the British Ice Hockey Super League.

**DOUG WEIGHT****HOCKEY OPS ADVISOR**

Weight begins his third season as Hockey Operations Advisor for the Sharks. In this role, Weight will report directly to General Manager Mike Grier, collaborating with Grier on player personnel, player acquisitions, drafting and development.

Prior to joining the Sharks, Weight served in a variety of hockey operations roles with the New York Islanders. At the conclusion of his playing career in 2011, Weight was named senior advisor to the general manager and assistant coach. In 2014, he was promoted to assistant general manager while retaining his role behind the bench.

On Jan. 17, 2017, the Islanders promoted Weight to interim head coach, and he was officially named head coach on April 12, 2017 after he leading the team to a 24-12-4 record after taking over the coaching duties. He served as the team's head coach for the entire 2017-18 season, until Barry Trotz was named as his replacement.

In 122 games as a head coach with the Islanders, the team posted a 59-49-14 record.

Weight played in 1,238 NHL games with the New York Rangers, Edmonton Oilers (where he was a teammate of Grier's from 1996-2001), St. Louis Blues, Carolina Hurricanes, Anaheim Ducks, and New York Islanders. His 1,033 points (278 goals, 755 assists) ranks T-79th all-time and his assist total ranks 43rd all-time in NHL history. Amongst U.S.-born players, he ranks 5th in assists, 6th in power play points (438), 13th in games played, and T-28th in goals.

In 97 Stanley Cup Playoff games, Weight posted 72 points (23 goals, 49 assists) and was a member of the 2006 Stanley Cup-winning Carolina Hurricanes.

A four-time NHL All-Star, Weight was selected to the U.S. Hockey Hall of Fame on July 25, 2013 and inducted into the Oilers Hall of Fame on Oct. 26, 2023. He was also named the recipient of the 2011 King Clancy Memorial Trophy.

Internationally, Weight has represented the United States on multiple occasions. He was named to the 1998, 2002 and 2006 Winter Olympics men's hockey teams, capturing a silver medal in 2002. He was also selected to the 1996 and 2004 World Cup of Hockey teams, helping Team USA win the championship in 1996. A

SHARKS HOCKEY BIOS

member of the 1991 World Junior Championship squad, he led the tournament in scoring with 14 points. He also represented the U.S. in the 1993, 1994 and 2005 World Championships.

**CHRIS MOREHOUSE****DIRECTOR OF AMATEUR SCOUTING**

Chris Morehouse will begin his third season in the Sharks organization as director of amateur scouting. In his role, Morehouse will oversee the Sharks amateur staff and run the draft.

Over the previous two drafts with the Sharks organization, Morehouse has managed the selection of 18 players, including four first-round selections in first-overall Macklin Celebrini, 4th overall Will Smith, 11th overall Sam Dickinson, and 26th overall Quentin Musty. All four players are signed on an entry-level contract with the organization.

Additionally, several players drafted by the Sharks have shown promise at the junior and collegiate levels, including Kasper Halttunen, Luca Cagnoni, and Eric Pohlkamp. Halttunen led the OHL's London Knights to an OHL Championship and 2024 Memorial Cup Appearance, Cagnoni became the first WHL blueliner since 1993-94 to reach the 90-point threshold after accumulating 18 goals and 72 assists in the 2023-24 regular season, and Pohlkamp helped Team USA achieve a gold Medal finish at the 2024 World Junior Championship.

Prior to joining the Sharks, he worked with the New York Rangers as Director of North American Scouting for three seasons. Morehouse also worked with the Columbus Blue Jackets for seven seasons, serving as the Assistant Director of Amateur Scouting for three years and joined the club initially as an amateur scout.

As a player, Morehouse played two seasons at St. Thomas University after two years in professional hockey with the Alaska Aces, Cincinnati Cyclones, Greenville Road Warriors (ECHL), and Tulsa Oilers (Central Hockey League). He also appeared with Saint Mary's University in 2008-09 and played junior hockey in the Quebec Major Junior Hockey League with the Moncton Wildcats, where he served as captain in his final season with the team.

**STEPHANE LeBLANC****DIRECTOR OF CHL SCOUTING**

Stephane begins his third season with the Sharks organization as director of CHL scouting. Leblanc spent the previous eight years as an amateur scout with the Columbus Blue Jackets. In Columbus, Leblanc was part of a scouting staff that selected 21 players who have gone on to reach the NHL since the 2015 draft, including current Sharks defenseman Markus Nutivaara (seventh round, 189th overall in 2015). Prior to his stint with the Blue Jackets, LeBlanc began his scouting career with the QMJHL Saint John Sea Dogs, drawing responsibility as a New Brunswick regional scout for six seasons.

Originally from Memramcook, New Brunswick, Stephane now resides in Dieppe, New Brunswick with his wife, Megan, and three children; Janelle, Jasmine and Felix.

**RYAN WARSOFSKY****HEAD COACH**

Warsofsky, 36, was named the 11th Head Coach in franchise history on June 13, 2024, and becomes the youngest head coach currently in the NHL. This is his third season with the Sharks, previously serving as Assistant Coach. In that role, his primary responsibilities were overseeing the team's defense and penalty kill. Working with one of the younger rosters in the NHL, the Sharks penalty kill ranked 18th in the NHL between 2022-2024 at 78.8%.

While with the Sharks the last two seasons, Warsofsky helped develop several of the team's young rookie defensemen. Last year, Thrun finished 10th among rookie blueliners in points, and was third among rookie defensemen in penalty kill time on-ice (86:07).

In Warsofsky's first year as Assistant Coach with the Sharks in 2022-23, Erik Karlsson collected a franchise-record 101 points by a defenseman, helping the blueliner win his second Norris Trophy, and becoming the Sharks second player to win the award. Karlsson became the sixth NHL defenseman at the time to ever eclipse the 100-point threshold, and his 1.23 points-per-game was the third-best in the past three decades among defenseman who appeared in at least five or more games in any given season.

In the same season, the Sharks defensive unit scored the eighth-most points (tied) by defensemen, collecting 191 points, and held the third-most (tied) assists among team blueliners in the league. San Jose's defensive core accounted for 30.0% of the team's points, the highest rating among all NHL teams. The Sharks also held the eight-best penalty kill unit, earning an 82.4% efficiency while the team was a man down.

Warsofsky joined the Sharks following two seasons (2020-22) as head coach of the Chicago Wolves (AHL). He led the Wolves to the AHL's best regular-season record with a 50-16-5-5 record (.724%) in 2021-22 and captured the 2022 Calder Cup, his second Calder Cup Championship, earning a 14-4 record over four different series during the playoffs. The year prior in his first stint with Chicago, Warsofsky guided the team to the third-best record in the league (21-9-1-2), but the AHL did not hold a formal playoffs due to the COVID-19 pandemic. In his two seasons, the Wolves amassed a 71-25-6-7 record and the team's penalty kill ranked in the Top-10 twice (2021-22, fifth; 2020-21, ninth) and the power-play ranked fourth in 2020-21.

Prior to his time with Chicago, Warsofsky worked with the Charlotte Checkers (AHL) for two seasons. He started as an assistant coach in 2017-18 and helped the team capture the Calder Cup 2017-18, overseeing the top penalty killing unit in the League (86.6%). The following year in the abbreviated season, he was named as the League's youngest head coach (31) on July 10, 2019 and guided the team to a 34-22-5-0 and ranked third in both power-play and penalty kill percentage.

As head coach in the AHL with Chicago and Charlotte, Warsofsky earned a 105-47-11-7 record (.671%).

Warsofsky also worked with the ECHL's South Carolina Stingrays for five seasons, including two seasons as head coach/director of hockey operations (2016-2018) after starting as an assistant coach. In his two seasons at the helm, South Carolina posted an 88-44-10-2 record and the team advanced to the Kelly Cup Final in 2017. Warsofsky has also worked as an assistant coach in the NCAA with Curry College for one season (2012-13).

Internationally, Warsofsky served as an assistant coach to Team USA's 2023 World Championship staff, helping guide the team to a fourth-place finish at the tournament.

Ryan resides in Massachusetts in the offseason with his wife Caroline, son Cal and daughter Lucy.

SHARKS HOCKEY BIOS

**BRIAN WISEMAN****ASSISTANT COACH**

Wiseman, 53, enters his third season as assistant coach. His primary responsibilities will be coaching the power play and working with the team's forwards.

He previously served as assistant coach for the Edmonton Oilers from 2019-22, focusing on the team's offensive strategies, working with the team's forwards with an additional focus on face-offs, and collaborating with the coaching staff on general game preparation and pre-scouting their opponents.

Prior to working in Edmonton, Wiseman spent eight seasons as an assistant coach at the University of Michigan, including an appearance in the 2018 Frozen Four. Wiseman also served as an assistant coach with the Houston Aeros of the American Hockey League in 2010-11, Princeton University in 2003-04, and served as the video coach in 2002-03 with the Dallas Stars.

As a professional player, Wiseman appeared in three games for the Toronto Maple Leafs in 1996-97, and primarily played in the International Hockey League with the Chicago Wolves and Houston Aeros, appearing in 375 games. He won the Turner Cup in the IHL in the 1998-99 season with Houston where he led the league in points and was named the IHL's Most Valuable Player in the regular season. He also played one season for the St. John's Maple Leafs (AHL), scoring 95 points (33 goals, 62 assists) in 71 games.

He spent his collegiate career with the University of Michigan over four years, named as captain for his senior season and collected 249 points (84 goals, 165 assists) in 166 NCAA games. He was named the NCAA Rookie of the Year in 1990-91, and was a Hobey Baker Finalist in 1993-94.

Wiseman was inducted into the Chatham Sports Hall of Fame in 2007.

Brian and his wife, Brandee, have two daughters; Chloe and Cameron.

**DOUG HOUDA****ASSISTANT COACH**

Houda, 58, joins the San Jose Sharks after spending the previous two seasons with the New York Islanders as assistant coach, where he oversaw the team's defensemen. While Houda was with the club, the Islanders improved 13 slots from 2022-23 to 2023-24 in goals against during the season, and the team's defensemen combined for seven game-winning goals last year, which was tied for seventh among NHL teams. The club finished ranked ninth on the penalty kill in his first season on Long Island, and the penalty kill unit scored the 11th-most shorthanded goals (16) across his two years.

Houda guided four Islanders defensemen to set or match their career-high in scoring last season, spearheaded by a 70-point effort from 24-year-old blueliner Noah Dobson. Alexander Romanov, also 24, logged a career-best plus-23 rating in 2023-24 while matching his personal best in scoring of 22 points, previously set in 2022-23.

Prior to joining the Islanders, Houda served six seasons as an assistant coach with the Detroit Red Wings and 10 years in the same role with the Boston Bruins, where he won the Stanley Cup in 2011. He also spent three seasons as an assistant coach with the Rochester Americans of the American Hockey League (AHL) from 2003-06.

The Blairmore, Alberta native enjoyed a 17-year professional playing career in which he skated in 561 NHL games, split between the Red Wings, Islanders, Hartford Whalers, Los Angeles Kings, Buffalo Sabres and Anaheim Mighty Ducks, logging 82 points (19 goals, 63 assists). He also appeared in 550 career AHL games as a member of the Rochester Americans, Adirondack Red Wings and Utah Grizzlies, tallying 238 points (55 goals, 183 assists) and won a Calder Cup with Rochester in 1995-96.

**JEFF ULMER****ASSISTANT COACH**

Ulmer, 47, joins the Sharks after serving as an assistant coach with the Abbotsford Canucks of the AHL for the previous three seasons, where he oversaw the team's power play and forwards. Ulmer oversaw the development of seven forwards who appeared on the 2023-24 NHL Pacific Division champion Vancouver Canucks over the course of the season, including AHL All-Star Classic participant, 23-year-old Arshdeep Bains, who finished second in scoring on the AHL Canucks with 55 points (16 goals, 39 assists) on the year.

The club finished second in the AHL's Pacific Division in scoring in 2023-24, tied for third in the Western Conference and sixth in the AHL with 234 markers in 72 games. In his first year with Abbotsford, the Canucks finished second in the Pacific Division on the man-advantage as the special teams unit clicked at a 23.0-percent clip.

Prior to his post in Abbotsford, Ulmer spent two years as Director of Player Development and as a Skills Coordinator with the Arizona Coyotes.

In his playing career, the Regina, Saskatchewan native played in 21 games in the NHL as a member of the New York Rangers as part of a professional career that saw him log competition in 12 countries over 19 seasons. He totaled in 258 AHL games, tallying 122 points (50 goals, 72 assists) as a member of the Hartford Wolf Pack, Grand Rapids Griffins, Binghamton Senators and Hershey Bears.

SHARKS HOCKEY BIOS

**EVGENI NABOKOV****DIRECTOR, GOALTENDING**

Evgeni Nabokov enters his third season as Director, Goaltending and 10th year in the Sharks Hockey Operations. He previously served as the goaltending coach for seven seasons (2015-2022). In his role with San Jose, Nabokov oversees the organization's efforts to assist goaltenders in the development of their skills and technique.

After an illustrious career, Nabokov retired as a member of the San Jose Sharks on Feb. 11, 2015. Nabokov, 43, holds nearly every major San Jose Sharks franchise goaltending record, including: games played (563), wins (293) and shutouts (50).

Nabokov finished his remarkable career ranked 18th on the NHL's all-time wins list (353), 17th in shutouts (59) and 25th in games played by a goaltender (697). He appeared in 86 career Stanley Cup Playoff games (23rd all-time), and ranks 26th all-time in postseason wins (42) and T-21st in postseason shutouts (7). He helped lead the Sharks to two of their three franchise Western Conference Final appearances (2004, 2010). In 697 career NHL games with San Jose, the New York Islanders and Tampa Bay Lightning, Nabokov posted a 353-227-29-71 record, with a 2.44 goals-against average, a .911 save percentage and 59 shutouts.

Originally drafted by San Jose in the ninth round (219th overall) of the 1994 NHL Draft – the 22nd goaltender taken that year – Nabokov leads all goalies selected in that draft in NHL career wins and shutouts, and ranks second in games played. He made his NHL debut on Jan. 1, 2000 at Nashville, and in his first NHL start on Jan. 19, 2000, he dueled future Hall-of-Famer Patrick Roy to a 0-0 tie in Colorado, making 39 saves.

In 2001, his first full NHL season, Nabokov was the recipient of the Calder Memorial Trophy as the League's Rookie of the Year, was named as the goaltender for the 2000-01 NHL All-Rookie Team and selected to play in the NHL All-Star Game.

Nabokov finished as the runner-up for the Vezina Trophy as the NHL's top goaltender during the 2007-08 season, was named to the 2007-08 NHL First All-Star Team and was selected to play in the NHL All-Star Game. His 46 wins that season were the fourth-most in a single-season in NHL history and his 77 appearances was the third-most in NHL history.

On March 10, 2002 in Vancouver, he became just the seventh goaltender (first of European descent) to score a goal. He was the first NHL goalie to score while his team was on a power play.

Internationally, the native of Ust-kamenogorsk, Kazakhstan, represented Russia on the international stage several times in his career. He served as Russia's starting goaltender in the 2006 (1.34 goals-against average) and 2010 Winter Olympics and also played for Russia in two World Championships (2008, 2011). In the 2008 World Championships, he led Russia to a gold medal, posting a 1.78 goals-against average while being voted to the Media All-Star Team, named Russia's top player and voted "Best Goalkeeper" in the tournament. He also was named to Russia's roster for the 2004 World Cup of Hockey.

Nabokov also played in his native Russia in 2004-05 with Metallurg and with SKA St. Petersburg of the KHL in 2010-11.

**THOMAS SPEER****NHL GOALTENDING COACH**

Speer, 37, enters his third season as NHL Goaltending Coach for the Sharks. He will work with Evgeni Nabokov and the Sharks goaltenders.

Speer was named to Team USA's 2023 World Championship coaching staff as goaltending coach, helping USA to a fourth-place finish at the tournament. The team's goaltenders combined to post a 1.57 goals-against average and a .926 save percentage along with three shutouts.

Speer previously served as the Stockton Heat's goaltending coach for three seasons. Under his watch in the prior two seasons, Dustin Wolf finished eighth in goals against average among AHL qualified goalies, and in 2020-21, Garret Sparks ranked ninth in the category. He has also worked with the Allen American in the ECHL over four years as goaltending coach and with the Wichita Falls Wildcats of the North American Hockey League (NAHL) as a goaltending coach and scout.

Internationally, he has served as the goaltending coach for Team USA, including the USA World Junior Championship U-18 team in 2017-18.

As a player, he played over four seasons in the NCAA Division III program with the University of Wisconsin-Stevens Point and UMass-Boston. He also appeared in three ECHL games with the Idaho Steelheads and Las Vegas Wranglers.

**NICK GIALDINI****VIDEO COACH**

Gialdini, 34, is a San Jose, CA native entering his third season as Sharks Video Coach. Gialdini has been with the Sharks organization for 17 years, initially working for Sharks Ice at San Jose in a variety of capacities including coaching for the house league and Jr. Sharks program and served as the High School Hockey Coordinator. Most recently, he had been serving as the Barracuda's Video Coach and Hockey Operations Manager for six seasons.

Gialdini was named to Team USA's coaching staff for the 2023 World Championship where Team USA finished fourth in the tournament with an 8-2 record.

Gialdini graduated from San Jose State University in 2016 where he played for their club team and qualified for the 2014 ACHA National Championship. He resides full-time in San Jose over the summers with his wife, Melissa, and their young son Joshua.

SHARKS HOCKEY BIOS

**CODY WARD****ASSISTANT VIDEO COACH**

Ward enters his third season as Assistant Video Coach. Wards primary responsibilities are assisting Head Coach Ryan Warsofsky and Video Coach Nick Gialdini in statistical analysis and operating the replay system for reviews and challenges during the game.

Previously, Ward served as the video coach for the Chicago Wolves in the American Hockey League, where he helped the team win the 2022 Calder Cup. He also worked for the Canisius College Men's Hockey Team from 2017-2021 as the video coordinator and student

manager.

Ward has also spent time internationally as the video coordinator for Die Adler Mannheim in the DEL German league during the 2014-15 season where the team won the DEL championship.

Ward graduated from Canisius College in 2021, where he studied sports management. In the offseason, he resides in San Jose.

**SHIN LARSSON****SUPERVISOR, EUROPEAN SCOUTING**

Enters his 18th season as a Sharks European scout, with the title and responsibility as Supervisor of European Scouting...his scouting area is all of Europe searching for both amateur and pro players...previously worked as a European pro scout for the Atlanta Thrashers from 2006-08...As a player, represented Japan at several international tournaments including the 1998 Olympic Games, where he posted five points (two goals, three assists) in four games...scored the game-winning shootout goal for Japan's victory over Austria in Olympic play...played hockey professionally in Sweden, Japan, France and England...played for the Japanese national team from 1995-02...won five league championships in the Japan Ice Hockey League with Kokudo...led the JIHL in scoring in 1997-98...played one season with Verdun in the Quebec Major Junior Hockey League in 1993-94 and one season with Leksand in the Swedish Elite League in 1992-93...he and his wife, Linda, have two sons; Nils and Erik.

**CHARLIE TOWNSEND****DIRECTOR OF HOCKEY PROJECTS AND ANALYTICS**

Charlie Townsend enters his second season as Director of Hockey Projects and Analytics and 12th season with Sharks Sports & Entertainment. Prior to his current role, Charlie has worked in numerous capacities throughout the Sharks hockey operations department including roles within scouting, coaching and player development at both the NHL and AHL level.

His primary responsibility is to acquire, develop and integrate multiple information streams into the hockey operations decision making process. Within this model, the hockey projects and analytics department is able to chart, document and learn from the thought processes behind coaching, scouting, player development, player evaluation and player acquisition.

Townsend, born in Watertown, Connecticut, joined the Sharks after a brief professional playing career in both North America and Europe. He is a 2006 graduate of The Taft School and 2010 graduate of Middlebury College where he was an assistant captain for the 2010 NESCAC championship team and was a member of the NESCAC All-Sportsmanship Team.

Charlie resides in Campbell with his wife Carly, daughter Kit and dog Bronco.

**A.J. BERNSTEIN****ANALYST, HOCKEY PROJECTS AND ANALYTICS**

Bernstein enters his third season with the Sharks, holding the title of Analyst, Hockey Projects and Analytics. He will be primarily tasked with acquiring, analyzing and refining the team's analytics data.

Previously, he worked with Middlebury College as an assistant coach and director of hockey operations until his graduation in 2021. He has also consulted with the Chicago Steel (USHL) and Metropolitan Riveters (NWHL), leading both teams' analytic efforts. Prior to joining the Sharks, he worked as a strategy consultant for Accenture Federal Services.

**DYLAN FINAN****SCOUTING COORDINATOR**

Finan enters his fourth season with the Sharks and second within the hockey operations staff, serving as Scouting Coordinator. Before joining the hockey staff, Finan served two seasons as a Sharks media relations coordinator. He spent four seasons with the Dubuque Fighting Saints of the USHL, serving as a scout from 2019-20 through 2022-23 and also working in research and analytics for the club from 2020-21 through 2022-23. Ahead of his time in San Jose, Finan graduated from Bowling Green State University. Finan currently resides in Cupertino.

**PAT FUNK****AMATEUR SCOUT**

Responsible for scouting all of U.S. juniors, U.S. colleges and high schools...scouting experience with Sharks since inception in 1991-92...also scouted for the New York Rangers and Minnesota North Stars from 1982-91...served as a coach at the high school and college level in Minnesota for 21 years, where he also taught physical education and health in the St. Paul Public School system...received his bachelor's degree from University of St. Thomas, in addition to performing graduate work at University of St. Thomas and Minnesota State University-Mankato...resides in Minnesota with wife Candace...their son, Matt, coaches at the high school level; daughter, Liz, coaches youth level hockey while their son, John, is a scout for the Colorado Avalanche.

SHARKS HOCKEY BIOS

**JON HULL****AMATEUR SCOUT**

Enters his sixth season with the San Jose Sharks...served as the President of Hockey Operations/General Manager for the Lincoln Stars of the United States Hockey League from 2014-2019... selected as the 15-16 USHL General Manager of the Year... acted as Asst. General Manager/ Director of Player Personnel for the Muskegon Lumberjacks of the USHL for the 2013-2014 season... Resides in Illinois with his wife, Stefanie, their three children, Carter, Kendall, and Kamryn, and their dog, Kane.

**THOMAS VANEK****AMATEUR SCOUT**

Vanek enters his second season as a scout for the San Jose Sharks. In a decorated 14-year playing career, the forward totaled 789 points (373 goals, 416 points) over 1,029 NHL games, splitting 14 seasons between the Buffalo Sabres, New York Islanders, Montreal Canadiens, Detroit Red Wings, Florida Panthers, Vancouver Canucks and Columbus Blue Jackets. A two-time 40-goal scorer with the Sabres, Vanek led the NHL in power play goals in 2008-09 and was named to the NHL's Second All-Star Team in 2006-07 in addition to playing in the 2009 NHL All-Star Game. He ranks fifth all-time in Sabres history with 254 goals, was a member of the AHL's All-Rookie Team in 2004-05 and won a NCAA national championship with Minnesota in 2003, earning a spot on the NCAA All-Tournament Team. Vanek, who has served as an assistant for Stillwater High (USHS) following his retirement after the 2018-19 season, resides in Stillwater, Minnesota with his wife, Ashley, and their three sons Blake (17), Luka (13) and Kade (13).

**JAREN BURKE****AMATEUR SCOUT**

Burke enters his second season with the Sharks after spending one year with the Toronto Maple Leafs as a management development associate. In his playing career, Burke appeared in two seasons for Queen's University, playing in 39 games and tallying 15 points (five goals, 10 assists). Burke also spent two seasons with Rensselaer Polytechnic Institute (RPI), appearing in 29 games. Burke resides in Belleville, Ontario with his fiancée, Kira Bombay.

**NEIL McKENNEY****AMATEUR SCOUT**

Enters his seventh season with the Sharks, now serving as OHL Scout...previously served as Manager, Scouting Operations for one season and as a Sharks Amateur Scout for four seasons...His current role includes amateur scouting with additional video scouting responsibilities...spent three seasons as the Director of Hockey Operations at Quinnipiac University...before joining Quinnipiac, spent two seasons as a video/analytics assistant with the Buffalo Sabres...McKenney graduated and played Division 1 hockey at Sacred Heart University...The Hamburg, NY native's father, Doug McKenney, spent 30 years as a NHL strength and conditioning coach and currently works in the same capacity for the Indianapolis Colts of the NFL... McKenney resides in Buffalo, NY.

**RYAN RUSSELL****AMATEUR SCOUT**

Begins his ninth season as an amateur scout for the Sharks... Russell carved out a nine-year professional hockey career, playing in the NHL, AHL, ECHL, SHL (Sweden's top league) and EIHL (England's professional league)...he played 41 games in the NHL for the Columbus Blue Jackets during the 2011-12 season, scoring two goals and two penalty minutes...he finished his AHL career with 131 points (70 g, 61a) in 336 games...born in Caroline, Alberta, Canada, he now resides in Penhold, Alberta and is the twin brother NHL defenseman, Kris Russell.

**NIKLAS SUNDSTROM****EUROPE SCOUT**

Enters his 10th season as a European scout, rejoining the Sharks after spending parts of four seasons (1999-2003) with San Jose as a player...helped San Jose reach the playoffs in three of those four seasons, compiling 12 points (1-11=12) in 30 playoff games with the Sharks...often playing alongside current Sharks Development Coach Mike Ricci and Scott Thornton, the trio combined to be one of the most effective and popular lines in franchise history...along with his scouting duties, Sundstrom's responsibilities include an emphasis on European player development and transition...spent ten seasons in the National Hockey League with Montreal, San Jose and the New York Rangers, amassing 349 points (117 goals, 232 assists) and 256 penalty minutes in 750 career NHL games...was originally drafted eighth overall in the 1993 NHL Entry Draft by the New York Rangers...spent the last seven seasons of his playing career in the Swedish Hockey League with MODO, retiring after the 2012-13 campaign.

**ALES VLADYKA****EUROPE SCOUT**

Enters his ninth season as a European Scout for the Sharks...Vladyka was most recently an assistant and video coach for Bili Tygri Liberec of the Czech Extraliga, a position he held since 2011...Prior to his time with Bili Tygri Liberec, he held the same position for the organization's U-20 team...Won the Czech Extraliga gold medal in 2016, and helped his team win the silver in 2017, 2019 and 2021. In 2012 and 2014-15, was an assistant and video coach with the Czech U-18 team at the World Junior Championship, winning a silver medal in 2014, and held the same position with the U-20 team at the tournaments in 2013-15 and 2018...He was the Czech National Team Video coach at the 2021 World Championship in Latvia and the 2022 Winter Olympics in Beijing... Ales Vladyka resides in Kosmonosy with his wife and two daughters, Elin and Amalie.

SHARKS HOCKEY BIOS

**NIKOLAI LADYGIN****EUROPE SCOUT**

Enters his eighth season as a Sharks European scout after spending the majority of his playing career in various leagues in Europe...Played in over 100 games in the Kazakhstan league, winning a championship in 2015-16...The former two-time Ukrainian league champion has played hockey professionally in Russia, Belarus, England, and played two seasons in North America (2001-02 in the WHL and 2002-03 in the USHL)...Born and resides in Kiev, Ukraine, Ladygin lives with his wife, Anna, and his son, Alexander.

**TOMI KALLIO****EUROPE SCOUT**

Enters his fifth season with the San Jose Sharks... Served as Director of European Scouting for HC TPS of the Finnish Liiga after retiring from his playing career in 2018... Was drafted 81st overall by the Colorado Avalanche in the 1995 NHL Entry Draft, then claimed by the Atlanta Thrashers in the 1999 NHL Expansion Draft... Played 140 NHL games from 2000 to 2003, registering 24 goals and 31 assists, with the Atlanta Thrashers, Columbus Blue Jackets, and Philadelphia Flyers... From 1995-2018, played with several European leagues... Won championships in 1999 and 2000 with TPS of the SM-Liiga (Finnish Hockey League), 2003 and 2005 with Frolunda HC (Swedish Hockey League), and 2015 with Vaxjo Lakers HC (Swedish Hockey League)... Played nine times in world championships, including one showing at the Olympics in Salt Lake City... Currently resides in Turku, Finland with his wife Sini and two children, Wilmer and Valtter.

**MARTIN UHNAK****EUROPE SCOUT**

Enters his third season with the Sharks... primarily scorings Czechia, Slovakia, Germany, and Switzerland areas...has served four seasons in the role of general manager for Philosophers Nitra of the European University Hockey League...As a player, Uhnak skated in 12 seasons at various levels of professional Slovakian hockey and spent three seasons in the Federal Hockey League in North America...Played at the U-18 and U-20 World Junior Championships and captained his team at two World University Games... Uhnak holds a Doctorate in Sport Science and a Master of Business.

**DIRK GRAHAM****PRO SCOUT**

The Regina (Saskatchewan) Sports Hall of Fame honoree and 1991 Selke Trophy winner enters his 17th season as a professional scout with San Jose...served as professional scout for the Tampa Bay Lightning from 2006-08...was the head coach of the American Hockey League's Springfield Falcons in 2004-06...spent several years in the hockey department of the Chicago Blackhawks, including being head coach (1998-99), a scout (1997-98) and an assistant coach (1995-96)...played 12 National Hockey League seasons and 772 games, primarily with Chicago, but began his career with the Minnesota North Stars in 1983-84...scored at least 20 goals six times, helped Chicago reach the 1992 Stanley Cup Final and served as the team's captain from 1989-95...posted a career-high 78 points (33 goals, 45 assists) in 80 games in 1988-89...played in 90 Stanley Cup Playoff games, posting 44 points (17 goals, 27 assists)...an inspirational leader on-and-off the ice and was an exemplary worker on both specialty teams...Regina, Saskatchewan native originally selected by Vancouver in the fifth round (89th overall) of the 1979 NHL Entry Draft.

**JIMMY BONNEAU****PRO SCOUT**

Enters his fifth season overall as pro scout for the Sharks and his eighth year in the organization... Previously served as an assistant coach and co-coach for the Barracuda for four seasons...The 38-year-old initially joined the Sharks as a scout for two seasons, covering the National Hockey League and American Hockey League Eastern Conferences before joining the Barracuda.

Bonneau, along with Chiasson, guided the Barracuda through the final 33 games of the season in 2019-20, going 12-16-5, including a season-long, eight-game point streak (6-0-2) before the year was canceled due to the COVID-19 pandemic.

Bonneau played 11 seasons with various clubs in the AHL and ECHL. For four seasons, he played with the Worcester Sharks, serving as an alternate captain for the duration. Bonneau scored five goals, added nine assists and tallied 435 penalty minutes in 155 games. He finished his AHL career with 30 points (11g, 19a) and 988 penalty minutes in 350 career games.

The native of Baie-Comeau, Quebec, now resides in Boston, Massachusetts.

**RYAN HAMILTON****PRO SCOUT**

Enters his seventh season with the San Jose Sharks...served as an AHL captain for over six years, most recently with the Bakersfield Condors for three straight seasons from 2015-2018...played for the Edmonton Oilers and Toronto Maple Leafs, compiling five points in 30 games...the 35-year-old veteran appeared in 644 AHL contests for various teams, registering 376 points (197 goals, 179 assists)...helped lead the Toronto Marlies to the 2012 Calder Cup Finals, earning five points in 17 contests...was named to the AHL All-Star team twice and earned AHL All-Star MVP in 2013...Resides in Arizona with his wife, Alexa, two children, Owen and Madeline, and their dog, Allie.

SHARKS HOCKEY BIOS

**NED COLLETTI****PRO SCOUT**

Long-time sports executive and former Los Angeles Dodgers General Manager Ned Colletti is entering his sixth season as a professional scout with the Sharks with his primary focus scouting at the National Hockey League and the American Hockey League level...A native of Chicago, Colletti worked in Major League Baseball for 40 years and became one of the winningest executives during the last 20+ years...He led the Dodgers as General Manager for nine seasons, leading the team to five post-season appearances including three appearances in the League Championship Series...The five post-season appearances during his tenure equaled the best nine-year period in the history of the franchise...Teams he built or helped build went to 4 World Series. Players drafted or signed during his tenure won 3 Cy Young Awards (plus 3 runners-up), 2 league MVP Awards, two NLCS MVPs and one World Series MVP award. Prior to working in Los Angeles, he began his career with the Chicago Cubs, where he worked for 13 seasons. He left Chicago in 1994 and spent 11 years with the San Francisco Giants, where he helped change and build a winning culture, serving primarily as their assistant general manager. A four-time Emmy Award winner for his work on Dodgers SportsNetLA, Colletti was presented with an Honorary Doctorate Degree from Pepperdine University in April, 2023.

**MIKE RICCI****PLAYER DEVELOPMENT COACH**

One of the most beloved players to ever don a Sharks sweater, Mike Ricci enters his fifth season as NHL Development Coach and 17th overall in the organization. Previously Ricci served as an Assistant Coach for the final 37 games in 2019-20 under Bob Boughner and 12 seasons as Scout and Development Coach working closely with the forwards on the Sharks and the Barracuda rosters, following one season as an advisor to San Jose's hockey operations department.

In this role, Ricci, 52, has areas of focus including face-off techniques, individual skill development and team systems integration.

Ricci finished his stellar, 16-year National Hockey League career in 2007 after notching 605 points (243 goals, 362 assists) and 979 penalty minutes in 1,099 games with Philadelphia, Quebec/Colorado, San Jose and Phoenix. He also added 66 points (23 goals, 43 assists) in 110 Stanley Cup Playoff games. Ricci won a Stanley Cup with Colorado in 1996.

His 263 points (101 goals, 162 assists) with San Jose ranks 16th on the Sharks all-time list and his 529 games place him 13th all-time. In 59 Stanley Cup Playoff games with San Jose, Ricci ranks 12th on the franchise's all-time list with 33 points (14 goals, 19 assists).

Ricci was originally selected by the Philadelphia Flyers in the first round (fourth overall) of the 1990 NHL Entry Draft. In June 1992, he was part of the blockbuster trade between Philadelphia and the Quebec Nordiques that saw the Flyers trade Ricci, Ron Hextall, Peter Forsberg, Steve Duchesne, Kerry Huffman, Chris Simon, first round selections in the 1993 and 1994 NHL Entry Drafts and \$15 million to the Nordiques in exchange for Eric Lindros.

Ricci was acquired by the Sharks on Nov. 21, 1997, along with a second-round selection in the 1998 NHL Entry Draft, in exchange for Shean Donovan and a first round selection in the 1998 NHL Entry Draft.

**TOMMY WINGELS****PLAYER DEVELOPMENT COACH**

Wingels begins his third season as a player development coach with San Jose. As a player, he appeared in 448 NHL games during his playing career from 2010-11 through the 2017-18 season with San Jose, Ottawa Senators, Chicago Blackhawks and Boston Bruins. A sixth-round selection by the Sharks (177th overall) in the 2008 NHL Draft, Wingels appeared in 337 games with San Jose and totaled 122 points (51 goals, 71 assists), finishing seventh among Sharks skaters in goals scored, eighth in games played and ninth in scoring total during his seven-season run with the club. The Sharks qualified for postseason play in five of his six seasons before being traded to the Ottawa Senators in 2016-17, including a Western Conference championship and Stanley Cup Final berth in 2016. He also played in 98 AHL contests with the Worcester Sharks and spent three seasons at Miami (Ohio) in NCAA play. Internationally, Wingels represented the United States at the 2014 IIHF World Championship, where he appeared in seven games.

**LUCA SBISA****PLAYER DEVELOPMENT COACH**

Sbisa enters his third season with the Sharks, joining the organization ahead of the 2022-23 season, following a year in the same role within the Anaheim Ducks organization. In his 13-season playing career, Sbisa skated in 549 NHL games, totaling 113 points (20 goals, 93 assists) and 385 penalty minutes. A first-round pick (19th overall) of the Philadelphia Flyers in the 2008 NHL Draft, Sbisa split his tenure between the Flyers, Ducks, Vancouver Canucks, Vegas Golden Knights, New York Islanders, Winnipeg Jets and Nashville Predators. He was part of six playoff teams in his career, including a trip to the Stanley Cup Final in 2018. Internationally, Sbisa represented Switzerland in numerous tournaments, including the 2008 and 2009 World Junior Championships, 2010 Olympics and the 2011 and 2012 IIHF World Championships.

SHARKS HOCKEY BIOS

**PATRICK MARLEAU****DEVELOPMENT COACH & HOCKEY OPERATIONS ADVISOR**

Marleau enters his second season with the Sharks Hockey Operations department. Based in San Jose, Marleau will collaborate with the Sharks development staff to work with Sharks and San Jose Barracuda prospects with on-ice skill development. In addition, he will serve as an advisor to Grier and the Sharks hockey operations staff.

As a player, Marleau achieved a remarkable 23-season NHL career, culminating on April 19, 2021 when he became the NHL's all-time regular season games played leader, eclipsing hockey icon Gordie Howe's longstanding record of 1,767 games. He finished his career with 1,779 regular season games and sits amongst the game's top offensive players with 566 goals (23rd all-time), 631 assists (83rd), 1,197 points (52nd), 172 power-play goals (34th) and 109 game-winning goals (tied-seventh). His 195 Stanley Cup Playoff games are the 24th most in NHL history, and his appearance in the playoffs in 20 different seasons is tied for the third most. In the postseason, Marleau has recorded 127 points (72 goals, 55 assists) and ranks tied for 15th all-time in playoff goals and tied for 53rd in playoff points.

He ranks first in nearly every offensive category in Sharks franchise history, including games played (1,607), goals (522), points (1,111), power-play goals (163), shorthanded goals (17), game-winning goals (101), multi-goal games (67) and shots (3,953). He also ranks second in assists (589), eighth in penalty minutes (481), and eighth in points-per-game (0.69 – min. 200 games).

Internationally, Marleau captured gold medals with Team Canada in the 2010 and 2014 Winter Olympics, 2004 World Cup and 2003 World Championships.

Originally selected by the Sharks with the second overall selection in the 1997 NHL Draft, Marleau announced his retirement as a player on May 10, 2022, and on Feb. 25, 2023, became the first person in franchise history to have his number permanently retired. Marleau is set to be inducted into the San Jose Sports Hall of Fame in 2023.

**RYAN MILLER****GOALIE SCOUT/GOALTENDING DEVELOPMENT**

Miller enters his second season with the Sharks, serving as a draft-eligible goaltender scout and assisting Director, Goaltending Evgeni Nabokov in the organization's development of goaltending prospects and players. In Miller's distinguished, 18-season playing career, the netminder logged a 391-289-88 record with a .914 save percentage and 2.64 goals against average over 796 games, split between the Buffalo Sabres, St. Louis Blues, Vancouver Canucks and Anaheim Ducks. He remains the all-time wins leader among U.S.-born players and is second among the group in both shutouts (44) and games played. Originally drafted in the fifth round by the Buffalo Sabres in

the 1999 NHL Draft, Miller remains the franchise's all-time leader in games played and wins and is second in shutouts. A 2022 U.S. Hockey Hall of Fame inductee, Miller represented Team USA in both the 2010 and 2014 Olympics, earning MVP honors and a Silver Medal in 2010. He also represented the United States in the 2001, 2002 and 2003 World Championships.

**MIKE POTENZA****DIRECTOR OF HIGH PERFORMANCE**

Potenza returns to the Sharks organization, serving as the Director of High Performance. This is his first year in the position, following 16 seasons with the Sharks organization from 2006-2022.

Potenza will oversee the strength & conditioning and nutrition staffs and serve as a liaison to the Sharks medical training staff to ensure a streamlined collaboration between the two departments, focusing on the Sharks player's health, training, fitness, and rehabilitation

programs.

Potenza joined the Golden State Warriors in 2022 as their director of performance. In that role, he was responsible for the player's training schedules, management of performance testing, implementation of player specific training programs, and served as a liaison to the coaching staff to maximize the efficiency of performance and management for team workout schedules.

Between 2006-2022, Potenza served as the Sharks strength and conditioning coach. He was directly responsible for the team's overall strength and conditioning programs, which included the physical testing and evaluation at training camp, creation of individualized workout programs, and assistance in the rehabilitation programs for all injured players. Through his time in San Jose, Potenza worked directly with several notable and legendary veteran players, including Patrick Marleau, Joe Thornton, Logan Couture, Joe Pavelski, Brent Burns, Erik Karlsson and Marc-Edouard Vlasic.

Prior to joining the Sharks organization, Potenza served as the strength and conditioning coach for the University of Wisconsin Men and Women hockey teams, both who captured the 2006 NCAA National Championship. Potenza also had responsibilities with the wrestling and softball programs at Wisconsin.

A 2000 Springfield College graduate, Potenza earned his Bachelor of Science degree in applied exercise science. From there, the Providence, R.I., native went to Boston University where he was a graduate assistant until 2002, earning his master's degree in human movement science.

Potenza was part of the evaluation staff for the U.S. World Junior hockey team that competed at the 2008 World Junior Championships in the Czech Republic. His responsibilities included offering presentations on nutrition and recovery, administering physical testing and designing performance evaluations for each prospect.

Away from the rink, Potenza was a consultant with United States Air Force Pararescue teams based in California (131st RQS) and Alaska (212th RQS) on the implementation and design of their Human Performance Program. The USAF Pararescue career-field provides medical and tactical support to tier-1 Special Ops assets during missions abroad. They are also a local asset state-side for rescue needs in conjunction with the United States Coast Guard.

Potenza, and his wife, Bonnie, have three children (Griffin, Natalie and Luca).

SHARKS HOCKEY BIOS

**WILL LEONARD****ASSISTANT ATHLETIC TRAINER**

Will Leonard enters his third season with the San Jose Sharks, first as Head Athletic Trainer. He previously was the Assistant Athletic Trainer for two years, and served as the Head Athletic Trainer for the San Jose Barracuda (2018-2022). This is Leonard's second stint with the Sharks organization, after serving as an intern athletic trainer during the 2009-10 season.

Prior to being hired full time by San Jose, Leonard spent four years working with San Jose State's Men's Ice Hockey team. He also worked with Bay Area high schools by providing athletic training coverage and coordinating rehabilitation programs.

Leonard began his career in athletic training, as a student athletic trainer at San Diego State University. He earned his Bachelor's degree in Kinesiology, with an emphasis in Athletic Training, in 2010. He then went on to earn his Master's degree from California University of Pennsylvania in Exercise Science.

Leonard is a member of the Professional Hockey Athletic Trainers Society (PHATS) and BOC Certified Athletic Trainer.

Leonard and family currently reside in San Jose, CA.

**RYAN LEDWON****ASSISTANT ATHLETIC TRAINER**

Ryan Ledwon joins the Sharks this season as Assistant Athletic Trainer. Previously, he worked for the San Diego Gulls for five seasons as Head Athletic Trainer, and Assistant Athletic Trainer. He oversaw the team's injury prevention and rehabilitation programs while working closely with the team's medical and strength and conditioning staff to ensure the safety and well-being of the club's players.

Ledwon also worked with the NHL's Department of Player Health and Safety from 2016-18, and served as the Head Athletic Trainer with Dubuque Fighting Saints in the United States Hockey League (2015-16).

A native of Chicago, Ledwon earned a master's degree in Athletic Training from Western Michigan University and a bachelor's degree in Athletic Training from Illinois State University.

**STEPHEN DiLUSTRO****DIRECTOR, STRENGTH & CONDITIONING**

Stephen DiLustro begins his third season as Director of Strength & Conditioning for the Sharks, previously serving five years as the Sharks assistant strength and conditioning coach for the organization. He oversees the team's strength and conditioning programs -- including the physical testing and evaluation at training camp, creation of individualized workout programs and assistance in the rehabilitation efforts for all injured players.

Before joining the Sharks, DiLustro served as the director of strength and conditioning at Saint Mary's College of California, overseeing all aspects of athletic development for the entire athletic department.

Prior to Saint Mary's College, DiLustro was an assistant sports performance coach at Stanford University. DiLustro oversaw all aspects of performance training for the baseball, men's water polo, and women's crew teams. He also worked with the men's crew, women's water polo and softball programs. While at Stanford, he worked with a handful of Olympians who participated in both the 2012 and 2016 Summer Games.

From 2007-09, DiLustro was an assistant strength and conditioning coach at Brown University. DiLustro designed and supervised in-season, off-season, and summer strength and conditioning programs for the baseball, men's and women's basketball, gymnastics, women's ice hockey, women's lacrosse, women's soccer, men's tennis, volleyball, and men's water polo teams. He also assisted with the rest of the 37 varsity athletic teams at Brown.

Stephen earned his Bachelor of Science Degree in Exercise Physiology from the University of Massachusetts Lowell in 2000. He went on to earn a Master's Degree in Education from the University of Arizona in December of 2003. While studying at Arizona from 2002-2003, DiLustro worked as a graduate assistant strength coach, staying on until June 2006 as an assistant strength and conditioning coach after receiving his degree.

DiLustro holds a variety of certifications, including by the National Strength and Conditioning Association as a Certified Strength and Conditioning Specialist (CSCS), Postural Restoration Trained by the Postural Restoration Institute, Corrective Exercise Specialist by National Academy of Sports Medicine, and Level One Nutrition coach by Precision Nutrition.

DiLustro, his wife, Krissy, and their two children, Luca and Luci, reside in Campbell.

**PATRICK DUGAN****ASSISTANT STRENGTH & CONDITIONING COACH**

Patrick Dugan joins the Sharks organization as Assistant Strength & Conditioning coach, assisting Mike Potenza and Stephen DiLustro in the team's strength and conditioning programs, assistance in player rehabilitation, and helping formulate the team's workout programs.

Previously Dugan served as the Head Performance Coach for the Providence Bruins for three years. In Providence, he was directly responsible for all aspects of player performance, development, and injury rehabilitation. He also assisted the P-Bruins' NHL club, the Boston Bruins, as a member of the overarching Bruin's performance department.

He also worked with Clarkson University for two years as Assistant Strength and Conditioning coach, and worked with Mike Boyle Strength and Conditioning for one year.

Dugan holds an undergraduate degree from University of New England and a Master's degree in Exercise & Sports Science from Merrimack College.

SHARKS HOCKEY BIOS

**ARNULFO AGUIRRE****MASSAGE THERAPIST**

Arnulfo Aguirre enters his 18th season as the Sharks full-time massage therapist, surpassing 1,000 games worked in teal. He had worked with Head Trainer Ray Tufts' staff on a part-time basis since the 2000-01 season.

In his role, Aguirre works with the team's players to facilitate and improve injuries and increase their range of motion.

Previously, Aguirre worked with the San Jose Earthquakes, providing sports massage therapy, from 2000 to 2002, including during their 2001 Major League Soccer Championship season.

In addition, he served in a similar position with the University of California-Berkeley men's swim team in 1999.

Aguirre received his certification from the National Holistic Institute in Emeryville, Calif., where he also assisted in managing the massage clinic.

**MIKE ALDRICH****EQUIPMENT MANAGER**

Mike Aldrich enters his 29th season as Head Equipment Manager for the San Jose Sharks. Aldrich previously served in the same capacity for the International Hockey League's Kansas City Blades for the three seasons (1993-95) when the Blades were the Sharks top development affiliate. Before joining Kansas City, he worked at Michigan Tech University as the school's equipment manager and athletic purchasing agent from 1989-93.

In January 2023, Aldrich worked his 2,000th NHL game, all as Equipment Manager of the Sharks.

Aldrich served as equipment manager for the U.S. Olympic Team that won the silver medal at the 2010 Olympic Winter Games in Vancouver. He also worked for Team USA at the 2003 and 2005 World Championships, and the 2004 World Cup of Hockey.

Aldrich, was the Equipment Manager for the 1997 and 2019 National Hockey League All-Star Games, which were both hosted by San Jose. During the 1995-96 season, he was selected as the Western Conference's equipment manager for the IHL All-Star Game.

Besides overseeing the entire operation of the equipment staff, Aldrich handles the intricate requests of all Sharks players with regards to equipment, skate sharpening needs as well as all the purchasing, inventory control and distribution for all equipment throughout the season.

He's an active member of the Society of Professional Hockey Equipment Managers (SPHEM).

Mike and his family, Susie, Brad and Jason, spend their summers in the Upper Peninsula of Michigan.

**JON LAUGHNER****ASSISTANT EQUIPMENT MANAGER**

Laughner enters his third season as Assistant Equipment Manager with the Sharks. He joined the team prior to the 2022-23 season after spending five years as Head Equipment Manager for Arizona State University's ice hockey team. He started his career with the Utah Grizzlies of the ECHL, spending three seasons with the team. Laughner is a graduate of Indiana University with bachelor's degrees in both history and criminal justice. Jon has a dog, Alta.

**ROY SNEESBY****ASSISTANT EQUIPMENT MANAGER**

Roy Sneesby enters his 25th season with the San Jose Sharks Equipment Staff.

Roy splits his duties between assisting the Sharks Equipment Staff with day to day equipment needs for players and coaches and the visiting teams. Roy also coordinates the efficient arrival and departure of both the Sharks and visiting teams equipment and supplies.

Roy worked for Easton Sports in the Equipment Repair Center for the 1998 Nagano Winter Olympics and the 2006 Torino Winter Olympics. His duties included sharpening and maintenance of hockey skates to repair of hockey equipment for all teams involved with the Olympic Games.

Roy has an A.S. Degree from the College of San Mateo and also a B.S. degree from San Jose State.

Roy was born in Redwood City, California and has been married to his wife Susan who is from Italy for 19 years.

**RYAN KELSEY****EQUIPMENT MANAGER ASSISTANT**

Kelsey enters his second season as Equipment Manager Assistant with the Sharks. Previously, Ryan served as the Assistant Equipment Manager for the San Diego Gulls of the AHL for one season, and spent two years as Head Equipment Manager of the Wichita Falls Warriors of the NAHL. The Orange, California native logged three seasons as a locker room attendant with the Anaheim Ducks, starting in 2017, and now resides in Willow Glen.

SHARKS HOCKEY BIOS

**MARK DAVIES, M.D.****TEAM PHYSICIAN**

Mark Davies, MD, enters his 10th season as the Sharks team physician. Dr. Davies is a native of the Bay Area, having been born in Santa Clara and raised in Los Gatos. He attended Stanford University, where he played rugby and majored in Biology. Dr. Davies attended UCLA Medical School, and he subsequently completed his residency in Orthopaedic Surgery, also at UCLA, including a dedicated research year. He has published articles in a number of orthopedic journals as well as presented at national meetings.

Following his time at UCLA, Dr. Davies completed a yearlong fellowship with Dr. James Andrews in Birmingham, AL, before returning to the Bay Area and joining Kaiser Permanente, where he serves as a sports medicine specialist. He is board certified by the American Board of Orthopaedic Surgery in addition to having a Subspecialty Certification in Orthopaedic Sports Medicine. He is currently the Chief of Orthopaedic Surgery at Kaiser San Jose.



SAN JOSE SHARKS

BIOS AND STATISTICS CURRENT ENTERING 2024-25 SEASON

SHARKS PLAYER BIOS TABLE OF CONTENTS

Yaroslav Askarov	22	Jeremie Bucheler	96	Eli Barnett.....	108
Justin Bailey.....	24	Nolan Burke.....	96	Michael Fisher.....	108
Matt Benning.....	26	Filip Bystedt	97	Mattias Hävelid.....	108
Mackenzie Blackwood	28	Luca Cagnoni.....	97	Theo Jacobsson.....	109
Thomas Bordeleau	30	Ethan Cardwell.....	98	Evgenii Kashnikov.....	109
Lucas Carlsson.....	32	Gabriel Carriere.....	98	Christian Kirsch	110
Cody Ceci.....	34	Igor Chernyshov.....	99	David Klee.....	110
Macklin Celebrini.....	36	Brandon Coe.....	99	Yaroslav Korostelyov.....	110
Logan Couture.....	38	Sam Dickinson.....	100	Axel Landen	111
Ty Dellandrea.....	40	Ethan Frisch.....	100	Reese Laubach	111
William Eklund.....	42	Jake Furlong.....	101	Cameron Lund	111
Mario Ferraro.....	44	Luke Grainger.....	101	Nate Misskey	112
Barclay Goodrow	46	Artem Guryev.....	102	Joey Muldowney	112
Collin Graf.....	48	Braden Hache.....	102	Eric Pohlkamp.....	112
Mikael Granlund.....	50	Kasper Halttunen.....	103	Yegor Rimashevskiy	113
Carl Grundstrom.....	52	Donavan Houle.....	103	Colton Roberts.....	113
Danil Gushchin.....	54	Gannon Laroque	104	Leo Sahlin Wallenius.....	114
Klim Kostin.....	56	Quentin Musty	104	Yegor Spiridonov.....	114
Luke Kunin	58	Valtteri Pulli.....	105	Timofei Spitserov.....	115
Shakir Mukhamadullin	60	Mitchell Russell.....	105	Brandon Svoboda.....	115
Andrew Poturalski.....	62	Lucas Vanroboys.....	106	Carson Wetsch	115
Tristen Robins.....	64	Anthony Vincent.....	106	Alex Young.....	116
Georgi Romanov.....	66	Colin White.....	107		
Jan Rutta.....	68				
Scott Sabourin.....	70				
Jimmy Schuldt.....	72				
Givani Smith.....	74				
Will Smith.....	76				
Nico Sturm.....	78				
Jack Thompson	80				
Henry Thrun	82				
Tyler Toffoli.....	84				
Vitek Vanecsek.....	86				
Marc-Edouard Vlasic.....	88				
Jake Walman.....	90				
Alexander Wennberg.....	92				
Fabian Zetterlund	94				



CAREER STATS



30 | YAROSLAV ASKAROV | G

CATCHES RIGHT
HEIGHT 6-3
WEIGHT 180
BORN JUNE 16, 2002 IN OMSK, RUSSIA
BECAME A SHARK ACQUIRED BY SAN JOSE ALONG WITH NOLAN BURKE AND A THIRD-ROUND SELECTION (ORIGINALLY COLORADO'S) IN THE 2025 NHL DRAFT FROM NASHVILLE IN EXCHANGE FOR DAVID EDSTROM, MAGNUS CHRONA AND A FIRST-ROUND SELECTION (ORIGINALLY VEGAS'S; TOP-10 PROTECTED) IN THE 2025 NHL DRAFT ON. AUG. 23, 2024

CAREER STATS																
REGULAR SEASON										PLAYOFFS						
SEASON	TEAM	LEAGUE	GP	W-L-O	MINS	GA	SO	GAA	SV%	GP	W-L	MINS	GA	SO	GAA	SV%
2018-19	SKA-Varyagi St. Petersburg	MHL	31	15-12-4	1725	68	4	2.37	.921	4	1-2	166	10	0	3.61	.898
	Russia U18	WJC-18	6	2-3-0	364	14	1	2.31	.916	-	-	-	-	-	-	-
2019-20	SKA St. Petersburg	KHL	1	1-0-0	60	2	0	2.00	.920	-	-	-	-	-	-	-
	SKA-Neva St. Petersburg	VHL	18	12-3-3	1053	43	1	2.45	.920	-	-	-	-	-	-	-
	Russia U20	WJC	5	2-1-0	221	10	0	2.71	.877	-	-	-	-	-	-	-
2020-21	SKA St. Petersburg	KHL	9	5-4-0	495	10	1	1.21	.951	-	-	-	-	-	-	-
	SKA-Neva St. Petersburg	VHL	6	2-3-1	367	13	0	2.12	.923	-	-	-	-	-	-	-
	SKA-1946 St. Petersburg	MHL	2	2-0-0	120	1	1	0.50	.979	7	3-4	431	17	0	2.37	.927
	Russia U20	WJC	6	3-3-0	360	7	1	2.50	.914	-	-	-	-	-	-	-
2021-22	SKA St. Petersburg	KHL	6	2-1-2	298	9	0	1.81	.913	-	-	-	-	-	-	-
	SKA-Neva St. Petersburg	VHL	9	5-2-2	537	23	1	2.57	.899	3	2-1	179	17	0	2.37	.927
2022-23	Nashville	NHL	1	0-1-0	58	4	0	4.15	.886	-	-	-	-	-	-	-
	Milwaukee	AHL	48	26-16-5	2851	128	3	2.69	.911	12	6-6	756	34	0	2.70	.903
2023-24	Nashville	NHL	2	1-0-0	82	2	0	1.47	.943	-	-	-	-	-	-	-
	Milwaukee	AHL	44	30-13-1	2557	102	6	2.39	.911	5	2-3	295	16	0	3.25	.882
NHL TOTALS			3	1-1-0	140	6	0	2.58	.859	-	-	-	-	-	-	-

For up-to-date 2024-25 NHL stats and career totals, [click here](#)

CAREER SINGLE-GAME HIGHS

SHOTS FACED

35

Jan. 12, 2023 at MTL (with NSH)

SAVES

31

Jan. 12, 2023 at MTL (with NSH)

GOALS ALLOWED

4

Jan. 12, 2023 at MTL (with NSH)

THE WAY TO SAN JOSE
Selected by Nashville in the 2020 NHL Draft (1st round, 11th overall). Acquired by San Jose along with Nolan Burke and a third-round selection (originally Colorado's) in the 2025 NHL Draft from Nashville in exchange for David Edstrom, Magnus Chrona and a first-round selection (originally Vegas's; Top-10 protected) in the 2025 NHL Draft, Aug. 23, 2024

MILESTONES & ACHIEVEMENTS

NHL FIRSTS

Game: Jan. 12, 2023 at MTL (with NSH)
Win: Dec. 30, 2023 at WSH (with NSH)

STREAKS

Shutout: 38:07
Jan. 12 - Dec. 30, 2023 (with NSH)

INTERNATIONAL

World Junior Championship: Russia 2020 (Silver), '21

CAREER HIGHLIGHTS



CAREER HIGHLIGHTS

SEASON	HIGHLIGHTS
2023-24:	<p>Earned his first NHL win with 27 saves on 29 shots faced, Dec. 30 at WSH</p> <p>Appeared in his second consecutive AHL All-Star Classic</p> <p>Finished second among AHL goaltenders in wins and shutouts, was fifth among qualified league goalies in GAA</p> <p>Won 14 consecutive games from Dec. 23 - Feb. 22, tying a Milwaukee franchise record, with five shutouts in that span</p> <p>Named AHL Player of the Week on Jan. 7 after posting back-to-back shutouts, stopping all 56 shots faced in those two contests</p>
2022-23:	<p>Tied for third among AHL goaltenders in wins, ranked 13th in SV% (.911) and tied for 15th among qualified league goalies in GAA (2.69)</p> <p>Led AHL rookie goaltenders in wins, tied for first with three shutouts, tied for second in SV% and ranked fifth in GAA</p> <p>Made his NHL debut, Jan. 12 at MTL</p> <p>Represented Milwaukee at the AHL All-Star Classic and was named AHL Player of the Week twice (Dec. 11, Feb. 19)</p>
2021-22:	<p>Posted the best GAA (1.81) and SV% (.913) among U-21 KHL goaltenders who appeared in multiple games</p> <p>Also skated in nine VHL games with SKA-Neva St. Petersburg, logging a 5-2-2 record with one shutout</p>
2020-21:	<p>Led KHL U-21 netminders in wins (5), SV% (.951), GAA (1.21) and was one of four goaltenders in that group to post a shutout</p> <p>Appeared in eight total games in Russia's developmental leagues with six VHL appearances and two games in the MHL</p> <p>Represented Russia at the World Junior Championship, going 3-3-0 with a 2.50 GAA and .914 SV% in six contests</p>
2019-20:	<p>Went 12-3-3 in 18 VHL contests, finishing with 2.45 GAA, .920 SV% and one shutout</p> <p>Won a Silver Medal at the World Junior Championship, going 2-1-0 in five appearances with Russia</p> <p>Made his KHL debut on Nov. 27, 2019, becoming the second-youngest goaltender to start a game in KHL history (Ilya Sorokin, 2013)</p>
2018-19:	<p>Played in 31 MHL games, going 15-12-4 with a 2.37 GAA, .921 SV% and four shutouts</p> <p>Won a Silver Medal for Russia and U-18 World Junior Championship, posting one shutout with a 2.31 GAA and .916 SV% in six appearances</p>
OTHER	<p>Selected 11th overall in the 2020 NHL Draft, Askarov is the highest-picked Russian-born netminder in NHL history and the earliest-selected goaltender since Jack Campbell in 2010 (11th overall to DAL)</p>

CAREER STATS



90 | JUSTIN BAILEY | RW

SHOOTS **RIGHT**
HEIGHT **6-4**
WEIGHT **215**
BORN **JULY 1, 1995** IN **BUFFALO, NEW YORK**
BECAME A SHARK SIGNED AS A FREE AGENT ON **NOV. 27, 2023**

CAREER STATS												
SEASON	TEAM	REGULAR SEASON						PLAYOFFS				
		LEAGUE	GP	G	A	PTS	PIM	GP	G	A	PTS	PIM
2012-13	Kitchener	OHL	57	17	19	36	34	10	1	2	3	4
2013-14	Kitchener	OHL	54	24	19	43	20	-	-	-	-	-
2014-15	Kitchener	OHL	35	22	19	41	32	-	-	-	-	-
	Sault Ste. Marie	OHL	22	12	16	28	12	14	7	7	14	6
2015-16	Buffalo	NHL	8	0	0	0	2	-	-	-	-	-
	Rochester	AHL	70	20	25	45	16	-	-	-	-	-
2016-17	Buffalo	NHL	32	2	2	4	4	-	-	-	-	-
	Rochester	AHL	52	23	13	36	35	-	-	-	-	-
2017-18	Buffalo	NHL	12	3	1	4	2	-	-	-	-	-
	Rochester	AHL	37	10	5	15	28	3	2	0	2	0
2018-19	Rochester	AHL	37	9	11	20	18	-	-	-	-	-
	Philadelphia	NHL	11	0	1	1	2	-	-	-	-	-
	Lehigh Valley	AHL	17	6	2	8	12	-	-	-	-	-
2019-20	Vancouver	NHL	2	0	0	0	0	-	-	-	-	-
	Utica	AHL	53	28	19	47	39	-	-	-	-	-
2020-21	Vancouver	NHL	3	0	0	0	2	-	-	-	-	-
2021-22	Vancouver	NHL	14	0	0	0	6	-	-	-	-	-
	Abbotsford	AHL	30	15	12	27	20	-	-	-	-	-
2022-23	Bakersfield	AHL	58	19	13	32	42	2	0	1	1	4
2023-24	San Jose	NHL	59	5	9	14	6	-	-	-	-	-
	San Jose	AHL	16	6	5	11	16	-	-	-	-	-
SHARKS TOTALS			59	5	9	14	6	-	-	-	-	-
NHL TOTALS			141	10	13	23	24	-	-	-	-	-

For up-to-date 2024-25 NHL stats and career totals, [click here](#)

CAREER SINGLE-GAME HIGHS

GOALS

1

10 times, MR: Feb. 27, 2024 vs. NJD

ASSISTS

2

Feb. 15, 2024 at CGY

POINTS

3

Feb. 15, 2024 at CGY

PLUS-MINUS

+2

3 times, MR: Mar. 30, 2024 at STL

THE WAY TO SAN JOSE
Selected by Buffalo in the second round (52nd overall) of the 2013 NHL Draft. Acquired by Philadelphia from Buffalo in exchange for F Taylor Leier on Jan. 17, 2019. Signed as a free agent by Vancouver on July 4, 2019. Signed as a free agent by Edmonton on Jan. 6, 2023. **Signed by San Jose as a free agent on Nov. 27, 2023.**

MILESTONES & ACHIEVEMENTS

NHL FIRSTS

Game: Feb. 11, 2016 at PHI (with BUF)
Goal: Feb. 14, 2017 at OTT (with BUF; Craig Anderson)
Assist: Oct. 21, 2017 at BOS (with BUF)

NHL MILESTONES

100th Game: Jan. 4, 2024 vs. WPG

STREAKS

Games Played: 59
Nov. 27, 2023 - Apr. 13, 2024
Games, Point: 3 (1g, 2a)
Dec. 7 - Dec. 12, 2023
Games, Assist: 2 (0g, 2a)
Dec. 7 - Dec. 10, 2023


CAREER HIGHLIGHTS



CAREER HIGHLIGHTS

SEASON	HIGHLIGHTS
2023-24:	Recorded a career-best three-game point streak (1g, 2a), from Dec. 7-12 Made his Sharks debut and tallied his first point, an assist, with the club on Nov. 27 against the Washington Capitals. Logged an assist in two of his first three games with San Jose from Nov. 27 through Dec. 1 Signed to a two-way deal with the Sharks on Nov. 27 after joining the organization on an AHL contract
2022-23:	Finished fifth on Bakersfield (AHL) with 32 points and tied for second on the team with 19 goals Signed by the Oilers in January after joining the Condors on an AHL deal ahead of the season
2021-22:	Was eighth on Abbotsford in scoring, sixth on the team with 0.90 points per game
2020-21:	Played in three games with VAN, suffering a season-ending, upper-body injury on Feb. 11
2019-20:	Finished third on the Utica Comets with 47 points (28g, 19a) in 53 games Was second on the team with a career-best 28 goals
2018-19:	Split the season between Buffalo and Philadelphia organizations Posted AHL totals of 28 points (15g, 13a) in 54 games
2017-18:	Tallied 28 points in 37 games with Rochester (AHL) Added four points in 12 NHL games with Buffalo
2016-17:	Recorded his first NHL point on Jan. 3, 2017, a goal against the New York Rangers
2015-16:	Made his NHL debut on Feb. 11, 2016 at Philadelphia
2014-15:	Split the season between Kitchener and Soo of the OHL Was an alternate captain for Kitchener Totaled 69 points (34g, 35a) in 57 regular season games and added 14 points (7g, 7a) in the postseason with Soo
2013-14:	Notched 43 points (24g, 19a) in 54 games with Kitchener
2012-13:	Appeared in the CHL Top Prospects Game Registered 36 points (17g, 19a) in 57 games in his first OHL season

CAREER STATS



5 | MATT BENNING | D

SHOOTS **RIGHT**
HEIGHT **6-1**
WEIGHT **210**
BORN **MAY 25, 1994** IN **EDMONTON, ALBERTA**
BECAME A SHARK **SIGNED AS A FREE AGENT ON JULY 13, 2022**

CAREER STATS												
SEASON	TEAM	REGULAR SEASON						PLAYOFFS				
		LEAGUE	GP	G	A	PTS	PIM	GP	G	A	PTS	PIM
2012-13	Dubuque	USHL	57	10	16	26	73	11	1	1	2	6
2013-14	Northeastern	NCAA	33	3	10	13	28	-	-	-	-	-
2014-15	Northeastern	NCAA	36	0	24	24	36	-	-	-	-	-
2015-16	Northeastern	NCAA	41	6	13	19	37	-	-	-	-	-
2016-17	Edmonton	NHL	62	3	12	15	29	12	0	3	3	12
	Bakersfield	AHL	2	1	1	2	0	-	-	-	-	-
2017-18	Edmonton	NHL	73	6	15	21	49	-	-	-	-	-
2018-19	Edmonton	NHL	70	5	12	17	33	-	-	-	-	-
2019-20	Edmonton	NHL	43	1	7	8	15	4	0	1	1	6
	Bakersfield	AHL	3	0	1	1	2	-	-	-	-	-
2020-21	Nashville	NHL	53	1	3	4	30	5	0	0	0	6
2021-22	Nashville	NHL	65	0	11	11	39	3	0	1	1	0
2022-23	San Jose	NHL	77	1	23	24	26	-	-	-	-	-
2023-24	San Jose	NHL	14	0	2	2	14	-	-	-	-	-
SHARKS TOTALS			91	1	25	26	40	-	-	-	-	-
NHL TOTALS			457	17	85	102	235	24	0	5	5	24

For up-to-date 2024-25 NHL stats and career totals, [click here](#)

CAREER SINGLE-GAME HIGHS			
GOALS		ASSISTS	
1		2	
17 times, MR: Nov. 3, 2022 vs. FLA		4 times, MR: Dec. 9, 2022 at ANA	
POINTS		PLUS-MINUS	
2		+4	
8 times, MR: Dec. 9, 2022 at ANA		Nov. 22, 2017 at DET (with EDM)	

THE WAY TO SAN JOSE
Selected by Boston in the 2012 NHL Draft (6th round, 175th overall). Signed by Edmonton as a free agent on Aug. 27, 2016. Signed as a free agent by Nashville on Oct. 9, 2020. **Signed by San Jose as a free agent on July 13, 2022.**

MILESTONES & ACHIEVEMENTS

NHL FIRSTS

Game: Nov. 1, 2016 at TOR (with EDM)
Goal: Jan. 14, 2017 at NJD (with EDM; Cory Schneider)
Assist: Nov. 5, 2016 at NYI (with EDM)

NHL MILESTONES

400th Game: Dec. 20, 2022 vs. CGY
100th Point: Mar. 20, 2023 at EDM

STREAKS

Games Played: 47
Feb. 19 - Nov. 19, 2019 (with EDM)
Games, Goal: 3
Mar. 11 - Mar. 16, 2019 (with EDM)
Games, Assist: 4 (0g, 4a)
Dec. 31, 2022 - Jan. 7, 2023
Games, Point: 4 (0g, 4a)
Dec. 31, 2022 - Jan. 7, 2023

CAREER HIGHLIGHTS



CAREER HIGHLIGHTS

SEASON HIGHLIGHTS

2023-24:	Missed most of the season due to a hip injury Registered a +3 rating, best as a Shark in a game, Dec. 1 at New Jersey Tied his season-high with five blocked shots (Last: 10/17/23 vs. CAR) on Nov. 25 against Vancouver
2022-23:	Set career highs in assists (23) and points (24) Ranked 19th among NHL defensemen (min. 30 gp, 218 defensemen) in 5v5 assists per 60 minutes (1.00) Ranked second on SJS in blocked shots (125), fifth in hits (102) Logged 24:23 TOI, the second-highest of his career at the time (25:53 @ FLA w/ NSH, Feb. 22, 2017), Dec. 9 at ANA
2021-22:	Ranked fifth among team defensemen in assists
2020-21:	Was fourth on the team in blocked shots (53)
2019-20:	Ranked 7th on the team in hits (78)
2018-19:	Set a career high in plus/minus (+11)
2017-18:	Set career highs in games played, goals, assists, points, and shots
2016-17:	Made NHL debut with Edmonton Led team rookies in assists
2015-16:	Helped Northeastern to win the Hockey East Championship Set a career high in goals and games played in NCAA Served as an alternate captain Ranked 3rd on the team in assists and fourth in points
2013-14:	Ranked second among team defensemen in assists and points
2012-13:	Helped win the USHL Clark Cup Championship with Dubuque Led team defensemen in goals, ranked third in points

CAREER STATS



29 | MACKENZIE BLACKWOOD | G

CATCHES LEFT
HEIGHT 6-4
WEIGHT 235
BORN DECEMBER 9, 1996 IN THUNDER BAY, ONTARIO
BECAME A SHARK ACQUIRED FROM NEW JERSEY IN EXCHANGE FOR A 2023 SIXTH-ROUND SELECTION ON JUNE 27, 2023

CAREER STATS																
REGULAR SEASON										PLAYOFFS						
SEASON	TEAM	LEAGUE	GP	W-L-O	MINS	GA	SO	GAA	SV%	GP	W-L	MINS	GA	SO	GAA	SV%
2013-14	Barrie	OHL	45	23-15-1-1	2497	124	1	2.98	.902	10	5-4	552	24	1	2.61	.904
2014-15	Barrie	OHL	51	33-14-1-1	2953	152	2	3.09	.906	9	5-4	562	27	0	2.88	.922
2015-16	Barrie	OHL	43	28-13-0-0	2452	111	3	2.72	.921	13	2-2	131	9	1	2.71	.915
	Canada	WJC	3	0-2-0	182	12	0	3.95	.859	-	-	-	-	-	-	-
2016-17	Albany	AHL	36	17-14-4	2048	87	3	2.55	.907	4	1-3	254	9	1	2.13	.928
2017-18	Binghamton	AHL	32	7-17-6	1810	103	2	3.41	.882	-	-	-	-	-	-	-
	Adirondack	ECHL	5	2-1-1	242	10	0	2.48	.920	5	3-1-0	240	4	1	1	.964
2018-19	New Jersey	NHL	23	10-10-0	1264	55	2	2.61	.918	-	-	-	-	-	-	-
	Binghamton	AHL	20	8-10-1	1139	56	1	2.95	.902	-	-	-	-	-	-	-
	Canada	WC	1	-	9	0	0	0.00	1.000	-	-	-	-	-	-	-
2019-20	New Jersey	NHL	47	22-14-8	2684	124	3	2.77	.915	-	-	-	-	-	-	-
2020-21	New Jersey	NHL	35	14-17-4	2091	106	1	3.04	.902	-	-	-	-	-	-	-
2021-22	New Jersey	NHL	25	9-10-4	1399	79	2	3.39	.892	-	-	-	-	-	-	-
2022-23	New Jersey	NHL	22	10-6-2	1125	60	0	3.20	.893	-	-	-	-	-	-	-
	Utica	AHL	2	1-1-0	119	6	0	3.03	.891	-	-	-	-	-	-	-
2023-24	San Jose	NHL	41	10-25-4	2437	140	2	3.45	.899	-	-	-	-	-	-	-
SHARKS TOTALS			41	10-25-4	2437	140	2	3.45	.899							
NHL TOTALS			196	75-82-22	11000	564	10	3.08	.904							

For up-to-date 2024-25 NHL stats and career totals, [click here](#)

CAREER SINGLE-GAME HIGHS

SHOTS FACED

55

Feb. 16, 2020 vs. CBJ (with NJD)

SAVES

52

Feb. 16, 2020 vs. CBJ (with NJD)

GOALS ALLOWED

9

Mar. 12, 2019 vs. CGY (with NJD)

THE WAY TO SAN JOSE
Selected by New Jersey in the 2015 NHL Draft (second round, 42nd overall). **Acquired by San Jose from New Jersey in exchange for a 2023 sixth-round selection, June 27, 2023.**

MILESTONES & ACHIEVEMENTS

NHL FIRSTS

Game: Dec. 18, 2018 vs. TOR (with NJD)
Win: Dec. 27, 2018 at BOS (with NJD)
Shutout: Dec. 29, 2018 vs. CAR (with NJD)

NHL MILESTONES

100th Game: Apr. 27, 2021 vs. PHI (with NJD)

NHL AWARDS

NHL Player of the Week: Dec. 29, 2018 Third Star (with NJD)

SHARKS AWARDS

Player of the Month:
Oct. 2023, Nov. 2023

STREAKS

Wins: 6
Feb. 6 - Feb. 22, 2020 (with NJD)
Games Without Regulation Loss: 9
Jan. 27 - Feb. 29, 2020 (with NJD)
Starts: 7
Dec. 27, 2019 - Jan. 9, 2020 (with NJD)
Shutout: 171:37
Jan. 30 - Feb. 13, 2020 (with NJD)

INTERNATIONAL

World Championship: Canada 2019 (Silver Medal)
World Junior Championship: Canada 2016

CAREER HIGHLIGHTS



CAREER HIGHLIGHTS

SEASON	HIGHLIGHTS
2023-24:	<p>Helped the Sharks to points in 5 consecutive starts (4-0-1) and wins in 4 straight from Jan. 16 through Feb. 15</p> <p>Made 51 saves in his Sharks debut (Oct. 14 vs. COL), the most saves ever by a goaltender in his debut with a new team per NHL PR</p> <p>His 38 saves in his first win as a Shark were the second-most ever by a goaltender in his first win with San Jose (Nov. 7 vs. PHI)</p>
2022-23:	<p>Opened the season 5-2-0 including three straight wins from Oct. 18-22</p> <p>Won three consecutive starts for the second time in the season, Feb. 19-April 1</p>
2021-22:	Posted a 42-save shutout Nov. 11 vs NYI, the second highest saves in a shutout in his career (46, Feb. 6, 2020 at PHI)
2020-21:	<p>Opened the season without a regulation loss (4-0-1). In four of the five games, he posted a .940 save percentage or better, including a 47-save win on Jan. 19 at NYR</p> <p>Won five consecutive starts, April 27 - May 6</p>
2019-20:	<p>Set a career high in shutouts (3), games played (47) and wins (22)</p> <p>Recorded first career assist, Feb. 6 at PHI</p> <p>Ranked seventh in save percentage among goaltenders with at least 40 games played (.915)</p>
2018-19:	<p>Named to the AHL All-Star game as a rookie</p> <p>Was the first Devils rookie to register back-to-back shutouts in consecutive starts, Dec. 31 vs. VAN</p> <p>Finished third among rookie goaltenders in save percentage (.918), min. 10 games played</p> <p>Awarded ECHL Alumnus of the month for December</p> <p>Helped Team Canada win a silver medal at the 2019 World Championships</p>
2017-18:	<p>Primarily spent the season with the Devils AHL affiliate Binghamton</p> <p>Appeared in five postseason games for Adirondack (ECHL), earning a 3-1 record with a 1.00 goals-against average</p>
2016-17:	Led team goaltenders in games played, co-led in wins (17)
2015-16:	<p>Awarded OHL Goaltender of the Year</p> <p>Named to the OHL's First All-Star team</p> <p>Tied for second in SV% (.921), tied for fourth in shutouts, fifth in wins, 10th in GAA (2.72)</p> <p>Helped Barrie to the Third round of the OHL playoffs</p>
2014-15:	Ranked tied for fifth in games played, fourth in wins
2013-14:	<p>Named to the OHL's First All-Rookie Team</p> <p>Led rookie netminders in GAA (2.98), games played and wins</p> <p>Ranked third in the postseason in GAA, and was the only rookie to appear in the playoffs among goalies</p>

CAREER STATS



17 | THOMAS BORDELEAU | C

SHOOTS LEFT
HEIGHT 5-10
WEIGHT 180
BORN JANUARY 3, 2002 IN HOUSTON, TEXAS
BECAME A SHARK SELECTED BY SAN JOSE IN THE 2020 NHL DRAFT (2ND ROUND, 38TH OVERALL)

CAREER STATS												
SEASON	TEAM	REGULAR SEASON						PLAYOFFS				
		LEAGUE	GP	G	A	PTS	PIM	GP	G	A	PTS	PIM
2018-19	USA	U-17	56	16	23	39	46	-	-	-	-	-
	USNTDP	USHL	34	10	12	22	28	2	1	0	1	2
2019-20	USA	U-18	47	16	30	46	16	-	-	-	-	-
	USNTDP	USHL	19	7	11	18	8	-	-	-	-	-
2020-21	Michigan	NCAA	24	8	22	30	12	-	-	-	-	-
2021-22	Michigan	NCAA	37	12	25	37	35	-	-	-	-	-
	San Jose	NHL	8	0	5	5	0	-	-	-	-	-
	San Jose	AHL	2	0	3	3	0	-	-	-	-	-
	USA	WJC	5	1	7	8	2	-	-	-	-	-
	USA	WC	8	2	0	2	2	-	-	-	-	-
2022-23	San Jose	NHL	8	0	2	2	0	-	-	-	-	-
	San Jose	AHL	65	22	19	41	24	-	-	-	-	-
2023-24	San Jose	NHL	27	6	5	11	18	-	-	-	-	-
	San Jose	AHL	35	11	14	25	26	-	-	-	-	-
NHL/SHARKS TOTALS			43	6	12	18	18	-	-	-	-	-

For up-to-date 2024-25 NHL stats and career totals, [click here](#)

CAREER SINGLE-GAME HIGHS			
GOALS		ASSISTS	
2		1	
2 times, MR: Mar. 23, 2024 vs. CHI		8 times, MR: Oct. 24, 2023 at FLA	
POINTS		PLUS-MINUS	
2		+2	
2 times, MR: Mar. 23, 2024 vs. CHI		2 times, MR: Mar. 30, 2023 vs. VGK	

MILESTONES & ACHIEVEMENTS

NHL FIRSTS

Game: Apr. 17, 2022 at MIN
Goal: Oct. 14, 2023 vs. COL (Alexandar Georgiev)
Assist: Apr. 17, 2022 at MIN

STREAKS

Games Played: 21*
Mar. 7 - Apr. 18, 2024 (still active)
Games, Assist: 3 (3a)
Apr. 17 - Apr. 21, 2022
Games, Point: 3 (Og, 3a)
Apr. 17 - Apr. 21, 2022

INTERNATIONAL

World Championship: USA 2022
World Junior Championship: USA 2022

CAREER HIGHLIGHTS



CAREER HIGHLIGHTS

SEASON	HIGHLIGHTS
2023-24:	<p>After his recall on Mar. 6, he recorded nine points in 21 games (5g, 4a)</p> <p>Recorded his second career multi-goal and multi-point game on Mar. 23 vs. Chicago Blackhawks (2g, 0a)</p> <p>Scored his first career NHL goal on Oct. 14 vs. the Colorado Avalanche. Per NHL PR, he is the 10th-ever Texas-born player to light the lamp in the league</p>
2022-23:	<p>Finished T-11th with Danil Gushchin among AHL rookies with 22 goals on the year</p> <p>Named to the 2023 AHL All-Star Classic</p> <p>Was one of three rookies on San Jose's Europe travel list (Bordeleau, Cicek, Eklund) to start the season</p> <p>Played with Team USA at 2022 World Juniors, recording eight points (1g, 7a) in five games</p>
2021-22:	<p>Became the 15th player to score his first career shootout game-winning goal before scoring his first career NHL goal, 4/24 at Vegas (last: T. Terry, Oct. 8, 2018)</p> <p>Opened his NHL career with assists in three straight games (0g, 3a)</p> <p>Made NHL debut and registered first career NHL point, 4/17 at Minnesota. Became the 18th rookie to skate in a game this year which is a franchise record.</p> <p>Recorded three assists in his first professional game with the San Jose Barracuda (AHL), 4/13</p> <p>Helped Michigan to NCAA Frozen Four. Set career highs in goals (12), assists (25) and points (37) for Michigan in 21-22</p>
2020-21:	<p>Given the Tim Taylor Award as the most outstanding freshman in the country</p> <p>Paced the Wolverines in points and assists</p> <p>Led all NCAA freshmen in scoring. Finished sixth in the B10 in plus/minus (+18)</p> <p>Named Big Ten Freshman of the Year, Second Team All-Big Ten, Big Ten All-Freshman Team, College Hockey News All-Rookie Team</p>
2019-20:	<p>Ranked first among US U-18 skaters in assists (30) and points (46) and finished second in goals (16)</p> <p>Invited to 2021 U.S. National Junior Team Evaluation Camp in anticipation for the 2021 IIHF World Junior Championship and is committed to the University of Michigan for the 2020-21 season</p>
2018-19:	<p>Appeared in five games for USA U-17 at World Hockey Challenge</p> <p>Led all skaters in the tournament with four assists, tied for first in points (4)</p> <p>Led U-17 National Team in assists (23) and points (39), finished second in goals (16)</p>
2017-18:	<p>Named to QMAAA First All-Star Team</p> <p>Was tied for second among league skaters in points (64), fifth in goals (26) and assists (38)</p>
2016-17:	Ranked tied for 11th in QMAAA in assists (26), finished third on his team in assists, fourth in points
OTHER:	Joined his grandfather, Paulin Bordeleau (183 GP) and father, Sebastian (251 GP), who both played in the NHL

CAREER STATS



36 | LUCAS CARLSSON | D

SHOOTS LEFT
HEIGHT 6-0
WEIGHT 190
BORN JULY 5, 1997 IN GÄVLE, SWEDEN
BECAME A SHARK SIGNED AS A FREE AGENT ON JULY 1, 2024

CAREER STATS												
SEASON	TEAM	REGULAR SEASON						PLAYOFFS				
		LEAGUE	GP	G	A	PTS	PIM	GP	G	A	PTS	PIM
2014-15	Byrnas IF J18	J18 Elit	4	2	4	6	0	-	-	-	-	-
	Byrnas IF J18	J18 Allsvenskan	5	6	2	8	33	4	4	2	6	2
	Byrnas IF J20	J20 SuperElit	42	6	12	18	60	2	0	1	1	4
	Byrnas IF	SHL	16	0	1	1	2	1	0	0	0	0
	Sweden U-18	WJC-18	5	1	1	2	4	-	-	-	-	-
2015-16	Byrnas IF J20	J20 SuperElit	15	1	10	11	53	1	0	0	0	25
	Byrnas IF	SHL	35	4	5	9	8	3	0	2	2	0
2016-17	Byrnas IF	SHL	41	3	8	11	16	20	0	4	4	4
	Sweden	WJC	7	1	2	3	4	-	-	-	-	-
2017-18	Byrnas IF	SHL	44	7	10	17	28	6	0	0	0	2
2018-19	Rockford	AHL	69	9	24	33	34	-	-	-	-	-
2019-20	Chicago	NHL	6	0	1	1	0	1	0	0	0	0
	Rockford	AHL	48	5	21	26	26	-	-	-	-	-
2020-21	Chicago	NHL	12	0	1	1	2	-	-	-	-	-
	Rockford	AHL	7	1	2	3	4	-	-	-	-	-
	Syracuse	AHL	11	2	7	9	8	-	-	-	-	-
2021-22	Florida	NHL	40	3	6	9	10	-	-	-	-	-
	Charlotte	AHL	8	1	5	6	8	-	-	-	-	-
2022-23	Florida	NHL	2	0	0	0	2	-	-	-	-	-
	Charlotte	AHL	61	20	34	54	42	7	3	3	6	4
2023-24	Charlotte	AHL	52	15	24	39	54	-	-	-	-	-
NHL TOTALS			60	3	8	11	14	-	-	-	-	-

For up-to-date 2024-25 NHL stats and career totals, [click here](#)

CAREER SINGLE-GAME HIGHS

GOALS

1

3 times, MR: Mar. 5, 2022 vs. DET (with FLA)

ASSISTS

2

Dec. 4, 2021 vs. STL (with FLA)

POINTS

2

2 times, MR: Dec. 4, 2021 vs. STL (with FLA)

PLUS-MINUS

+4

Jan. 25, 2022 at WPG (with FLA)

THE WAY TO SAN JOSE

Selected by Chicago in the 2016 NHL Draft (fourth round, 110th overall). Acquired by Florida along with Lucas Wallmark from Chicago in exchange for Brett Connolly, Henrik Borgstrom, Riley Stillman and a seventh-round selection in the 2021 NHL Draft, Apr. 8, 2021. Signed as a free agent by San Jose, July 1, 2024.

MILESTONES & ACHIEVEMENTS

NHL FIRSTS

Game: Feb. 23, 2020 at DAL (with CHI)
Goal: Dec. 2, 2021 vs. BUF (with FLA; Aaron Dell)
Assist: Mar. 3, 2020 vs. ANA (with CHI)

STREAKS

Games Played: 7
3 times, MR: Jan. 20 - Jan. 31, 2022 (with FLA)
Games, Assist: 2 (3a)
Dec. 2 - Dec. 4, 2021 (with FLA)
Games, Point: 2 (1g, 3a)
Dec. 2 - Dec. 4, 2021 (with FLA)

INTERNATIONAL

World Junior Championship: Sweden 2017

CAREER HIGHLIGHTS



CAREER HIGHLIGHTS

SEASON HIGHLIGHTS

2023-24:	<p>Led AHL defensemen with five game-winning goals, finished third among the group with 15 goals and tied for 13th with 39 points</p> <p>Led Charlotte's defense corps in all scoring categories and finished third on the team in points for the year</p> <p>Represented Charlotte at the AHL All-Star Classic at Tech CU Arena</p>
2022-23:	<p>Set a career best with 54 points (20 goals, 34 assists) in 61 games</p> <p>Finished second among AHL defensemen in scoring and was one of only two league blue-liners to reach 20 goals on the year</p> <p>Named to the AHL Second All-Star Team</p>
2021-22:	<p>Set NHL career highs with 40 games played, nine points, three goals and six assists</p> <p>Recorded back-to-back, multi-point efforts on Dec. 2 and 4 (1g, 3a)</p> <p>Scored his first NHL goal on Dec. 2</p>
2020-21:	Made his NHL debut on Feb. 23 at DAL. Logged his first career point, an assist, on Mar. 3 vs. ANA
2019-20:	Led Rockford defensemen in all scoring categories with 26 points, five goals and 21 assists
2018-19:	Paced IceHogs blue-liners with 33 points, nine goals and 24 assists
2017-18:	Finished second among SHL U-21 defensemen in scoring with 17 points in 44 games, tying Rasmus Dahlin for most goals among the group with seven
2016-17:	<p>Posted 11 points in (three goals, eight assists) in his first full SHL season</p> <p>Represented Sweden at the World Junior Championship, finishing the tournament with three points in seven games</p>
2015-16:	Split the season between Byrnas IF and its junior squad
2014-15:	<p>Made his SHL debut, appearing in 16 games in Sweden's top league and registering one assist</p> <p>Competed for Sweden at the U-18 World Junior Championship, tallying two points (one goal, one assist) in five games</p>

CAREER STATS



4 | CODY CECI | D

SHOOTS **RIGHT**
HEIGHT **6-3**
WEIGHT **210**
BORN **DECEMBER 21, 1993** IN OTTAWA, ONTARIO
BECAME A SHARK ACQUIRED ALONG WITH A THIRD-ROUND SELECTION IN THE 2025 NHL DRAFT FROM EDMONTON IN EXCHANGE FOR TY EMBERSON ON AUGUST 18, 2024

CAREER STATS												
SEASON	TEAM	REGULAR SEASON						PLAYOFFS				
		LEAGUE	GP	G	A	PTS	PIM	GP	G	A	PTS	PIM
2009-10	Ottawa	OHL	64	4	8	12	12	12	0	3	3	0
2010-11	Ottawa	OHL	68	9	25	34	28	4	0	2	2	4
	Canada	WJC-18	7	0	1	1	2	-	-	-	-	-
2011-12	Ottawa	OHL	64	17	43	60	14	18	2	13	15	4
2012-13	Ottawa	OHL	42	11	29	40	10	-	-	-	-	-
	Owen Sound	OHL	27	8	16	24	2	12	1	9	10	0
	Binghamton	AHL	3	1	1	2	0	3	0	0	0	0
2013-14	Ottawa	NHL	49	3	6	9	14	-	-	-	-	-
	Binghamton	AHL	27	2	17	19	10	4	1	1	2	0
2014-15	Ottawa	NHL	81	5	16	21	6	6	0	2	2	0
2015-16	Ottawa	NHL	75	10	16	26	18	-	-	-	-	-
	Canada	WC	10	1	5	6	0	-	-	-	-	-
2016-17	Ottawa	NHL	79	2	15	17	20	19	0	1	1	2
2017-18	Ottawa	NHL	82	5	14	19	12	-	-	-	-	-
2018-19	Ottawa	NHL	74	7	19	26	18	-	-	-	-	-
2019-20	Toronto	NHL	56	1	7	8	20	5	1	0	1	4
2020-21	Pittsburgh	NHL	53	4	13	17	10	6	0	2	2	0
2021-22	Edmonton	NHL	78	5	23	28	14	16	1	6	7	12
2022-23	Edmonton	NHL	80	1	14	15	24	12	0	1	1	2
2023-24	Edmonton	NHL	79	5	20	25	14	24	2	3	5	0
NHL TOTALS			786	48	163	211	170	88	4	15	19	20

For up-to-date 2024-25 NHL stats and career totals, [click here](#)

CAREER SINGLE-GAME HIGHS

GOALS

1

48 times, MR: Apr. 15, 2024 vs. SJS (with EDM)

ASSISTS

2

14 times, MR: Apr. 5, 2024 vs. COL (with EDM)

POINTS

2

22 times, MR: Apr. 5, 2024 vs. COL (with EDM)

PLUS-MINUS

+4

4 times, MR: Apr. 5, 2024 vs. COL (with EDM)

THE WAY TO SAN JOSE
Selected by Ottawa in the 2012 NHL Draft (1st round, 15th overall). Acquired by Toronto along with Ben Harpur, Aaron Luchuk and a third-round selection in the 2020 NHL Draft from Ottawa in exchange for Nikita Zaitsev, Connor Brown and Michael Carcone, July 1, 2019. Signed as a free agent by Edmonton, July 28, 2021. **Acquired by San Jose along with a third-round selection in the 2025 NHL Draft from Edmonton in exchange for Ty Emberson, Aug. 18, 2024.**

MILESTONES & ACHIEVEMENTS

NHL FIRSTS

Game: Dec. 12, 2013 vs. BUF (with OTT)
Goal: Dec. 16, 2013 vs. STL (with OTT; (Brian Elliott)
Assist: Dec. 23, 2013 vs. PIT (with OTT)

NHL MILESTONES

700th Game: Mar. 25, 2023 vs. VGK (with EDM)
600th Game: Mar. 3, 2022 vs. CHI (with EDM)
500th Game: Jan. 26, 2021 at BOS (with PIT)
200th Point: Feb. 13, 2024 vs. DET (assist; with EDM)

STREAKS

Games Played: 137
Dec. 9, 2021 – Apr. 5, 2023 (with EDM)
Games, Goal: 2 (MR: 2g, 0a)
5 times, MR: Nov. 15 – Nov. 17, 2018 (with OTT)
Games, Assist: 3 (MR: 0g, 3a)
7 times, MR: Mar. 3 – Mar. 11, 2023 (with EDM)
Games, Point: 5 (1g, 4a)
Apr. 17 – Apr. 24, 2021 (with PIT)

INTERNATIONAL

World Championship: Canada
2016 (Gold)

CAREER HIGHLIGHTS



CAREER HIGHLIGHTS

SEASON	HIGHLIGHTS
2023-24:	Helped the Oilers reach the Stanley Cup Final Led Edmonton in shorthanded time on ice, finished third among team defensemen in plus-minus (+12) and fourth among the group with 91 hits Scored his 200th career point, Feb. 13 vs. DET (assist)
2022-23:	Tied for fourth among Oilers blue-liners with a plus-11 rating Played in his 700th career NHL game, Mar. 25 vs. VGK
2021-22:	Registered a career-best 28 points, including a personal high of 23 assists, in his first year in Edmonton Scored the series-clinching goal in Game Seven against Los Angeles in the Western Conference First Round Skated in his 600th career game, Mar. 3 vs. CHI
2020-21:	Logged a career-high plus-18 rating in 53 games with Pittsburgh Finished second among Penguins defensemen in scoring (17 points) and assists (13) Recorded a career-long, five-game point streak (one goal, four assists), Apr. 17-24
2019-20:	Skated in 56 games with the Toronto Maple Leafs and finished second among team defensemen in hits (92), third in blocked shots (79), fourth in TOI-per-game (20:32)
2018-19:	Concluded his tenure in Ottawa by matching his personal best with 26 points Led Senators defensemen with 142 blocked shots, was second among Senators defensemen in scoring (26 points) and TOI-per-game (22:34), third in the group with 120 hits
2017-18:	Completed an iron man season with 82 games played Registered career highs of 171 blocked shots, 163 hits and 23:20 TOI/GP
2016-17:	His 23:12 TOI/GP was the second-highest of his career Finished second among Senators blue-liners with 159 blocked shots
2015-16:	Ranked second among Ottawa defensemen in all scoring categories Scored a career-best 10 goals Won Gold at the IIHF World Championship while representing Canada, finishing the tournament with six points (one goal, five assists) in 10 games
2014-15:	Played in 81 games in his first full NHL season, finishing with 21 points (five goals, 16 assists)
2013-14:	Played in 49 NHL games with Ottawa, finishing tied for 18th among NHL rookie defensemen in scoring (three goals, six assists) Made his NHL debut on Dec. 12 vs. BUF and scored his first goal in the league on Dec. 16 vs. STL Tallied 19 points (two goals, 17 assists) in 27 games with the Binghamton Senators (AHL), both goals being game-winners
2012-13:	Captained the Ottawa 67's of the OHL before a mid-year trade to Owen Sound. Finished his last junior season with 64 points (19 goals, 45 assists) in 69 games Named to the OHL Second All-Star Team Made his AHL debut on Apr. 19 and appeared in three regular season games, registering two points (one goal, one assist)
2011-12:	Earned a spot on the OHL Second All-Star Team after posting 60 points in 64 games
2010-11:	Tallied 34 points in 68 games with Ottawa (OHL) Represented Canada at the U-18 World Junior Championship, registering one assist in seven games at the tournament
2009-10:	Recorded 12 points in 64 games in his first OHL season

CAREER STATS



71 | MACKLIN CELEBRINI | C

SHOOTS LEFT
HEIGHT 6-0
WEIGHT 190
BORN JUNE 13, 2006 IN VANCOUVER, BRITISH COLUMBIA
BECAME A SHARK SELECTED BY SAN JOSE IN THE 2024 NHL DRAFT (1ST ROUND, 1ST OVERALL)

CAREER STATS												
SEASON	TEAM	REGULAR SEASON						PLAYOFFS				
		LEAGUE	GP	G	A	PTS	PIM	GP	G	A	PTS	PIM
2019-20	San Jose Jr. Sharks	14U AAA	7	5	2	7	6	-	-	-	-	-
	San Jose Jr. Sharks	14U AAA	54	49	45	94	50	-	-	-	-	-
2020-21	Shattuck St. Mary's	14U AAA	50	51	90	141	58	-	-	-	-	-
2021-22	Shattuck St. Mary's	18U Prep	52	50	67	117	44	-	-	-	-	-
	Shattuck St. Mary's	18U Prep	11	8	12	20	12	2	1	2	3	6
2022-23	Chicago Steel	USHL	50	46	40	86	62	2	0	0	0	2
2023-24	Boston Univ.	NCAA	38	32	32	64	18	-	-	-	-	-
	Canada U20	WJC-20	5	4	4	8	0	-	-	-	-	-
NHL TOTALS			-	-	-	-	-	-	-	-	-	-

For up-to-date 2024-25 NHL stats and career totals, [click here](#)

MILESTONES & ACHIEVEMENTS

LIFETIME HONORS

- Hobey Baker Memorial Trophy - 2024
- Tim Taylor Award - 2024
- Hockey East Player of the Year - 2024
- Hockey East Rookie of the Year - 2024
- AHCA East First Team All-America - 2024
- Hockey East First All-Star Team - 2024
- Hockey East First All-Rookie Team - 2024
- USHL Player of the Year - 2023
- USHL Rookie of the Year - 2023
- USHL Forward of the Year - 2023
- USHL First All-Star Team - 2023
- USHL All-Rookie Team - 2023

INTERNATIONAL

World Junior Championship: Canada 2024

CAREER HIGHLIGHTS



CAREER HIGHLIGHTS

SEASON	HIGHLIGHTS
2023-24:	<p>Became the first-ever Hobey Baker Memorial Trophy winner to be selected first overall in the NHL Draft. He was the youngest-ever winner of the award and the first-ever Sharks No. 1 overall pick</p> <p>Captured several year end awards, including NCAA First All-American Team, Hockey East All Rookie Team, All-Tournament Team, and First All-Star Team. Was named US-CHO's Player of the Year, Rookie of the Year and First Team</p> <p>Finished second in the NCAA in points-per-game (1.68) behind teammate Will Smith (1.73), ranked second in goals, and was third in points</p> <p>Became the fourth player in NCAA history to achieve a 30 goal 30 assist campaign, and failed to register a point in just six of his 38 games this year</p> <p>Helped lead Boston University to the Beanpot Final, Hockey East Final, and reach the NCAA Frozen Four</p> <p>Named National Rookie of the Month (Oct. & Mar.), Hockey East Player of the Month (Oct.), and Hockey East Rookie of the Month (Jan. & Mar.). Was named Rookie of the Week seven times</p> <p>Represented Canada at the 2024 World Junior Championship</p>
2022-23:	<p>Became the only player in USHL history to win Player of the Year, Rookie of the Year and Forward of the Year in the same season</p> <p>Led the USHL in goals, points, game-winning goals (8), and power-play goals (21)</p> <p>Broke the league record for points by a U-17 player in a single season</p> <p>Became the first player in Chicago history to score five goals in a game</p>
2021-22:	Led the league in points, was one of three skaters to score at least 50 goals, along with Sharks prospect Joey Muldowney (57)
2020-21:	Posted the seventh 90-assist season by a U-14 player in the league
2019-20:	Competed for the San Jose Jr. Sharks, totaling 101 points (54 goals, 47 assists) in 61 games

CAREER STATS



39 | LOGAN COUTURE | C

SHOOTS LEFT
HEIGHT 6-1
WEIGHT 200
BORN MARCH 28, 1989 in GUELPH, ONTARIO
BECAME A SHARK SELECTED BY SAN JOSE IN THE 2007 NHL DRAFT (1ST ROUND, 9TH OVERALL)

CAREER STATS												
SEASON	TEAM	REGULAR SEASON						PLAYOFFS				
		LEAGUE	GP	G	A	PTS	PIM	GP	G	A	PTS	PIM
2007-08	Ottawa	OHL	51	21	37	58	37	4	2	1	3	0
2008-09	Worcester	AHL	4	0	0	0	7	12	2	1	3	11
	Ottawa	OHL	62	39	48	87	46	7	3	7	10	6
2009-10	San Jose	NHL	25	5	4	9	6	15	4	0	4	4
	Worcester	AHL	42	20	33	53	12	-	-	-	-	-
2010-11	San Jose	NHL	79	32	24	56	41	18	7	7	14	2
2011-12	San Jose	NHL	80	31	34	65	16	5	1	3	4	0
2012-13	San Jose	NHL	48	21	16	37	4	11	5	6	11	0
	Geneve-Servette	Switz.	22	7	16	23	4	-	-	-	-	-
2013-14	San Jose	NHL	65	23	31	54	20	7	1	2	3	7
2014-15	San Jose	NHL	82	27	40	67	12	-	-	-	-	-
2015-16	San Jose	NHL	52	15	21	36	20	24	10	20	30	8
2016-17	San Jose	NHL	73	25	27	52	12	6	2	1	3	0
	Canada	W. Cup	6	1	3	4	0	-	-	-	-	-
2017-18	San Jose	NHL	78	34	27	61	18	10	4	8	12	4
2018-19	San Jose	NHL	81	27	43	70	22	20	14	6	20	6
2019-20	San Jose	NHL	52	16	23	39	18	-	-	-	-	-
2020-21	San Jose	NHL	53	17	14	31	25	-	-	-	-	-
2021-22	San Jose	NHL	77	23	33	56	18	-	-	-	-	-
2022-23	San Jose	NHL	82	27	40	67	19	-	-	-	-	-
2023-24	San Jose	NHL	6	0	1	1	4	-	-	-	-	-
NHL/SHARKS TOTALS			933	323	378	701	255	116	48	53	101	31

For up-to-date 2024-25 NHL stats and career totals, [click here](#)

CAREER SINGLE-GAME HIGHS

GOALS

3

3 times, MR: Oct. 18, 2018 vs. BUF

ASSISTS

3

10 times, MR: Jan. 28, 2023 at PIT

POINTS

5

Jan. 28, 2023 at PIT

PLUS-MINUS

+5

Jan. 23, 2017 at COL

MILESTONES & ACHIEVEMENTS

NHL FIRSTS

Game: Oct. 25, 2009 at PHI
Goal: Nov. 5, 2009 at DET (Chris Osgood)
Assist: Nov. 1, 2009 at CAR

NHL MILESTONES

900th Game: Feb. 14, 2023 at PIT
700th Point: Apr. 10, 2023 at WPG
300th Goal: Jan. 30, 2018 at PIT
300th Assist: Mar. 31, 2021 vs. MIN

NHL AWARDS

NHL All-Star Game: 2012, 2020 (DNP), 2022
NHL All-Rookie Team: 2011
NHL SuperSkills Competition: 2011
NHL Rookie of the Month: Dec. 2010
NHL Player of the Week:
Oct. 23, 2017 (3rd Star)
Apr. 21, 2013 (3rd Star)
West Division Star of the Month: Mar. 2021
Calder Trophy Finalist: 2011 (2nd)

SHARKS AWARDS

Sharks Player of the Year: 2017-18, 11-12
Sharks Rookie of the Year: 2010-11
Three Stars of the Year: 2019-20, 14-15

STREAKS

Games Played: 138
Dec. 31, 2017 - Mar. 18, 2019
Games, Goal: 5 (5g, 3a)
Nov. 15 - Nov. 23, 2022
Games, Assist: 7 (2g, 8a)
Oct. 20 - Nov. 3, 2018
Games, Point: 9 (5g, 9a)
Oct. 14 - Nov. 3, 2018

INTERNATIONAL

World Cup: Canada
2016

CAREER HIGHLIGHTS



CAREER HIGHLIGHTS

SEASON	HIGHLIGHTS
2023-24:	Primarily missed the 2023-24 season due to a lower body injury Sharks went 4-1-1 when he was in the lineup
2022-23:	Became the third player in SJS history with 10 or more 20-goal seasons (Marleau-14, Pavelski-10) and was the fifth player in SJS history with five or more 60-point seasons (Thornton-10, Pavelski-8, Marleau-7, Burns-5) Joined San Jose's 300-goal club to be the third player to reach the threshold (Marleau-522, Pavelski-355), Oct. 27 vs. TOR Is the fourth Sharks player with at least 700+ career points (Marleau, Thornton, Pavelski) Registered five points (2g, 3a), setting a career high, Jan. 28 at PIT First career Gordie Howe hat trick, Nov. 11 at DAL
2021-22:	Ranked third on SJS in points, goals and was fourth in assists. Led the Sharks in shorthanded goals (2) Reached 50 points in a season for the eighth time in his career with his assist, April 14 at Chicago Recorded his sixth career overtime goal, which is tied for the third most in franchise history (Burns - 10, Marleau - 10, Hertl - 6), Jan. 11 vs Detroit Is the fifth Sharks player to have appeared in at least 800 games with the franchise Only Patrick Marleau (17), Marco Sturm (14) and Owen Nolan (14) have scored more SHG than Couture (13) in Sharks history. Led the team with two shorthanded goals in 2021-22.
2020-21:	Ranked 2nd in even strength goals (14), T-3rd in points, 3rd in goals on SJS Named West Division Star of the Month for February, scoring 12 points (8g, 4a) with a plus-4 rating in 10 games. Ranked T-4th among skaters in goals during the month and was T-1st in even strength goals (8) Was nearly a point-per-game pace in first half of the season, recording 22 points (13g, 9a) in 24 games
2019-20:	Was named the 10th team captain in franchise history in September 2019. Became the first player in franchise history to score an overtime goal in consecutive team games, Nov. 21 at VGK and Nov. 23 vs NYI. Passed Mike Rathje (671) for fifth on the franchise's all-time games played list, Oct. 22 at BUF and became just the fifth player in Sharks history to play in 700 or more games with the club on Dec. 21 vs. STL. Was named to the 2020 NHL All-Star Game, but did not play due to injury.
2018-19:	Despite not playing in the Stanley Cup Final, still finished leading the NHL in playoff goals (14), and T-3rd in points (20). Set career highs in points and assists. Passed Owen Nolan for sole possession of 4th on Sharks all-time points list.
2017-18:	Led the team in goals, power-play goals (10), and T-1st in shorthanded goals (2). Ranked 3rd on the team in points and led all Sharks forwards in blocked shots (72). Set a career high in goals and was named the Sharks Player of the Year.
2016-17:	Ranked 3rd on San Jose in points and 4th in goals.
2015-16:	Led all NHL skaters with 30 playoff points and 20 assists, becoming one of just five players to record at least 30 points in a single postseason in the last 20 years (Crosby, Malkin, Briere, Sakic). Set Sharks playoff franchise records for most points and assists in a single postseason. Recorded four, three-point games in the playoffs, all of which coming with his team facing elimination or with the chance to eliminate an opponent. Scored his first career hat trick, a natural hat trick that included the game-winner, on March 29 at Vancouver.
2014-15:	Named the winner of the Sharks "Three Stars of the Year" award after ranking 2nd on the team in points and goals. Set career highs in points and assists.
2013-14:	Ranked T-7th amongst all NHL forwards in blocked shots (68).
2012-13:	Led the team and ranked T-10th in the NHL in goals. Scored the game-winning goals in both Game 3 and Game 4 of the Conference Semifinals vs. Los Angeles.
2011-12:	Voted the "Sharks Player of the Year" and named to his first NHL All-Star Game.
2010-11:	Finished second in voting for the Calder Trophy while being named to the NHL All-Rookie Team. Set an NHL record for most game-winning road goals by a rookie in a single season (7).
2009-10:	Named to the AHL All-Rookie Team as a member of the Worcester Sharks.
2008-09:	Named third "Best Defensive Forward" in the OHL Coaches Poll.
2007-08:	In the Eastern Conference OHL Coaches Poll, named in the top-3 in: Smartest Player (2nd), Best Playmaker (2nd) and Best Stick-Handler (3rd).
OTHER:	Is one of only 15 NHL players to have posted nine or more seasons of 20+ goals since 2010-11. Is one of only five Sharks skaters to appear in at least 900 NHL games with the franchise (Marleau, Vlasic, Thornton, Pavelski)

CAREER STATS



53 | TY DELLANDREA | C

SHOOTS **RIGHT**

HEIGHT **6-2**

WEIGHT **190**

BORN **JULY 21, 2000** IN **PORT PERRY, ONTARIO**

BECAME A SHARK ACQUIRED BY SAN JOSE FROM DALLAS IN EXCHANGE FOR A FOURTH-ROUND SELECTION IN THE 2025 NHL DRAFT, JUNE 19, 2024

CAREER STATS

SEASON	TEAM	REGULAR SEASON						PLAYOFFS				
		LEAGUE	GP	G	A	PTS	PIM	GP	G	A	PTS	PIM
2016-17	Flint	OHL	57	13	11	24	26	5	0	1	1	0
2017-18	Flint	OHL	67	27	32	59	48	-	-	-	-	-
2018-19	Flint	OHL	60	22	41	63	51	-	-	-	-	-
	Texas	AHL	11	2	1	3	4	-	-	-	-	-
2019-20	Flint	OHL	47	32	38	70	33	-	-	-	-	-
	Canada	WJC	7	3	2	5	6	-	-	-	-	-
2020-21	JYP	Liiga	6	2	1	3	2	-	-	-	-	-
	Dallas	NHL	26	3	2	5	23	-	-	-	-	-
	Texas	AHL	8	2	4	6	2	-	-	-	-	-
2021-22	Dallas	NHL	1	0	0	0	0	1	0	0	0	0
	Texas	AHL	68	23	27	50	43	2	0	0	0	0
2022-23	Dallas	NHL	82	9	19	28	54	15	3	0	3	22
2023-24	Dallas	NHL	42	2	7	9	23	6	1	0	1	2
NHL TOTALS			151	14	28	42	100	22	4	0	4	24

For up-to-date 2024-25 NHL stats and career totals, [click here](#)

CAREER SINGLE-GAME HIGHS

GOALS

1

14 times, MR: Feb. 15, 2024 at NSH (with DAL)

ASSISTS

2

2 times, MR: Feb. 15, 2024 at NSH (with DAL)

POINTS

3

Feb. 15, 2024 at NSH (with DAL)

PLUS-MINUS

+3

2 times, MR: Feb. 15, 2024 at NSH (with DAL)

THE WAY TO SAN JOSE

Selected by Dallas in the 2018 NHL Draft (first round, 13th overall). **Acquired by San Jose from Dallas in exchange for a 2025 fourth-round selection, June 19, 2024.**

MILESTONES & ACHIEVEMENTS

NHL FIRSTS

Game: Jan. 22, 2021 vs. NSH (with DAL)

Goal: Jan. 28, 2021 vs. DET (Thomas Greiss; with DAL)

Assist: Jan. 28, 2021 vs. DET (with DAL)

STREAKS

Games Played: 84
Oct. 13, 2022 - Oct. 17, 2023 (with DAL)

Games, Goal: 2 (2g)
Mar. 20 - Mar. 21, 2021 (with DAL)

Games, Assist: 2 (2a)
5 times, MR: Mar. 25 - Mar. 28, 2023 (with DAL)

Games, Point: 3 (1g, 3a)
2 times, MR: Jan. 14 - Jan. 18, 2023 (with DAL)

INTERNATIONAL

World Junior Championship: Canada 2020 (Gold)

CAREER HIGHLIGHTS



CAREER HIGHLIGHTS

SEASON	HIGHLIGHTS
2023-24:	Ranked sixth among club forwards in hits (63) Posted his first career three-point performance (1g, 2a), Feb. 15 at NSH Helped Dallas reach the Western Conference Final for the second consecutive season
2022-23:	Appeared in all 82 games, was one of eight Stars skaters to do so Set career bests in goals, assists, points and penalty minutes (54) Led Dallas forwards in time on ice (166:32), third among team skaters
2021-22:	Ranked second on Texas in points (tied), was third in goals
2020-21:	Made NHL debut with Dallas. Was second among Stars rookies in hits (47) Started campaign overseas with JYP before returning for NHL season
2019-20:	Awarded the Mickey Renaud Captains Trophy, given to "the OHL team captain that best exemplifies leadership on and off the ice, with a passion and dedication to the game of hockey and his community." Won Gold with Team Canada at the World Junior Championship, scoring five points in seven contests Set OHL career bests in goals and points
2018-19:	Named Captain for Flint Firebirds Led team in assists and points
2017-18:	Led Flint in goals, ranked second in assists and points. Registered a five-point night, Dec. 16 at Sarnia, which included his first career OHL hat trick
2016-17:	Ranked tied for 10th among OHL rookies in goals. Led Flint rookies in goals and points, was second in assists

CAREER STATS



72 | WILLIAM EKLUND | LW

SHOOTS LEFT
HEIGHT 5-10
WEIGHT 185
BORN OCTOBER 12, 2002 IN HANINGE, SWEDEN
BECAME A SHARK SELECTED BY SAN JOSE IN THE 2021 NHL DRAFT (1ST ROUND, 7TH OVERALL)

CAREER STATS												
REGULAR SEASON								PLAYOFFS				
SEASON	TEAM	LEAGUE	GP	G	A	PTS	PIM	GP	G	A	PTS	PIM
2018-19	Djurgardens J18	J18 Elit	13	4	5	9	4	-	-	-	-	-
	Djurgardens IF J18	J18 Allsvenskan	13	6	7	13	4	4	3	5	8	0
	Djurgardens IF J20	J20 SuperElit	13	1	2	3	6	8	2	4	6	0
2019-20	Djurgardens IF J18	J18 Elit	1	0	3	3	0	-	-	-	-	-
	Djurgardens IF J18	J18 Allsvenskan	1	0	0	0	2	-	-	-	-	-
	Djurgardens IF J20	J20 SuperElit	31	12	24	36	22	-	-	-	-	-
	Djurgardens IF	SHL	20	0	2	2	4	-	-	-	-	-
2020-21	Djurgardens IF	SHL	40	11	12	23	2	3	1	1	2	2
2021-22	San Jose	NHL	9	0	4	4	2	-	-	-	-	-
	Djurgardens IF	SHL	29	1	13	14	4	-	-	-	-	-
	Sweden	WJC	3	0	3	3	0	-	-	-	-	-
2022-23	San Jose	NHL	8	2	1	3	6	-	-	-	-	-
	San Jose	AHL	54	17	24	41	43	-	-	-	-	-
2023-24	San Jose	NHL	80	16	29	45	30	-	-	-	-	-
NHL/SHARKS TOTALS			97	18	34	52	38	-	-	-	-	-

For up-to-date 2024-25 NHL stats and career totals, [click here](#)

CAREER SINGLE-GAME HIGHS

GOALS

3

Apr. 6, 2024 vs. STL

ASSISTS

2

4 times, MR: Apr. 11, 2024 at SEA

POINTS

3

2 times, MR: Apr. 6, 2024 vs. STL

PLUS-MINUS

+2

4 times, MR: Apr. 11, 2024 at SEA

MILESTONES & ACHIEVEMENTS

NHL FIRSTS

Game: Oct. 16, 2021 vs. WPG
Goal: Mar. 14, 2023 vs. CBJ (Daniil Tarasov)
Assist: Oct. 16, 2021 vs. WPG

SHARKS AWARDS

Sharks Rookie of the Year: 2022-23
Sharks Player of the Month:
Dec. 2023, Mar. 2024

STREAKS

Games Played: 31
Dec. 12, 2023 - Mar. 2, 2024
Games, Goal: 2 (2g, 0a)
2 times, MR: Feb. 29 - Mar. 2, 2024
Games, Assist: 3 (0g, 4a)
4 times, MR: Apr. 11 - Apr. 15, 2024
Games, Point: 4 (1g, 4a)
2 times, MR: Apr. 9 - Apr. 15, 2024

INTERNATIONAL

World Junior Championship: Sweden 2022

CAREER HIGHLIGHTS



CAREER HIGHLIGHTS

SEASON	HIGHLIGHTS
2023-24:	<p>Collected points in 11 of his final 14 games (6g, 9a) of the season, including 11 points (4g, 7a) in his last 10</p> <p>Recorded points in 10 consecutive home games (6g, 7a) from Feb. 29 through Apr. 6, becoming the youngest player in franchise history to reach at least a 10-game home point streak (21 years, 177 days). Was the 10th instance in team history that a player has achieved points in 10 straight home games</p> <p>Registered his first-career hat trick (3g, 0a), became the fifth-youngest player in Sharks history to record a hat trick, Apr. 6 against St. Louis Blues</p> <p>Finished first on the club in power-play goals (8) and game-winning goals (5)</p> <p>Per NHL PR, became the fifth-youngest player (21 years, 54 days) in Sharks history to score in overtime (Dec. 5 at New York Islanders). The only players to do so at a younger age are Jeff Friesen, Patrick Marleau, Marco Sturm and Kevin Labanc</p>
2022-23:	<p>Voted the team's Rookie of the Year by Bay Area media</p> <p>Scored a penalty-shot goal (on Phillip Grubauer), 3/16 vs. SEA. This was the Sharks first penalty-shot goal since Logan Couture on March 11, 2019 at MIN and the second time in franchise history that a rookie scored on a penalty shot (other: Tomáš Plihal on March 9, 2008 at MIN).</p> <p>At 20 years, 155 days old, he became the second-youngest player in franchise history to score a penalty-shot goal (Jeff Friesen - 19 years, 119 days old on Dec. 2, 1995), per NHL PR.</p> <p>Logged a career-high 22:17 TOI, March 9 at STL</p>
2021-22:	<p>Part of the first trio of Sharks rookies in franchise history to each have three or more points in the first five games of the season (Weatherby, Dahlen)</p> <p>Is the first Shark since Tomáš Hertl (Oct. 3 - Oct. 8, 2013) and fifth in Sharks history (Caloun, Stuart, Stevenson) to begin their career with a three-game point streak</p> <p>Became the fifth youngest player to ever debut for San Jose (Patrick Marleau, 18-16; Vlastimil Kroupa, 18-162; Jeff Friesen, 18-168; Milan Michalek, 18-306), the youngest to do so since Milan Michalek in 2003, Oct. 16 vs WPG</p> <p>Was one of three Sharks skaters to make NHL debut in season opening game (Dahlen, Weatherby), Oct. 16 vs. Winnipeg</p> <p>Finished season in SHL with Djurgardens, ranked fifth on the team in assists</p>
2020-21:	<p>Named SHL Rookie of the Year and the Swedish Junior Hockey Player of the Year...Set career highs in goals, assists, points and games played</p> <p>Led SHL juniors in goals, finished second in points and was tied for second in assists and his three game-winning goals was tied for first on his Swedish club</p> <p>Ranked as the No. 1 European Skater by NHL Central Scouting entering the draft</p> <p>Given the E.J. McGuire Award of Excellence which is handed out each year to the draft prospect who best exemplifies the "commitment to excellence through strength of character, competitiveness and athleticism" as selected by NHL Central Scouting</p>
2019-20:	<p>Made SHL debut, appearing in 20 games</p> <p>Ranked second on Djurgardens J20 in points, T-2nd in assists, 4th in goals</p> <p>Helped Sweden win a Bronze medal at Hlinka Gretzky Cup</p> <p>Earned a Bronze Medal in the SuperElit league, and held the best faceoff percentage (64%) in the J-18</p>
2017-18:	Captured a J-18 Gold Medal
OTHER:	Father, Christian, played parts of 15 professional seasons in Sweden and Germany and over 400 games with Djurgardens (SHL)

CAREER STATS



38 | MARIO FERRARO | D

SHOOTS LEFT
HEIGHT 5-11
WEIGHT 200
BORN SEPTEMBER 17, 1998 IN KING CITY, ONTARIO
BECAME A SHARK SELECTED BY SAN JOSE IN THE 2017 NHL DRAFT (2ND ROUND, 49TH OVERALL)

CAREER STATS												
REGULAR SEASON								PLAYOFFS				
SEASON	TEAM	LEAGUE	GP	G	A	PTS	PIM	GP	G	A	PTS	PIM
2014-15	Toronto	OJHL	43	1	11	12	28	22	1	3	4	16
2015-16	Toronto	OJHL	51	6	34	40	46	-	-	-	-	-
2016-17	Des Moines	USHL	60	8	33	41	42	3	0	0	0	0
2017-18	U-Mass Amherst	HE	39	4	19	23	20	-	-	-	-	-
2018-19	U-Mass Amherst	HE	40	2	12	14	23	-	-	-	-	-
2019-20	San Jose	NHL	61	2	9	11	30	-	-	-	-	-
2020-21	San Jose	NHL	56	1	16	17	22	-	-	-	-	-
2021-22	San Jose	NHL	63	2	12	14	16	-	-	-	-	-
2022-23	San Jose	NHL	72	4	7	11	24	-	-	-	-	-
2023-24	San Jose	NHL	78	3	18	21	36	-	-	-	-	-
NHL/SHARKS TOTALS			330	12	62	74	128	-	-	-	-	-

For up-to-date 2024-25 NHL stats and career totals, [click here](#)

GOALS

1

12 times, MR: Apr. 13, 2024 vs. MIN

ASSISTS

3

2 times, MR: Jan. 13, 2024 at OTT

POINTS

3

2 times, MR: Jan. 13, 2024 at OTT

PLUS-MINUS

+4

2 times, MR: Apr. 28, 2021 vs. ARI

MILESTONES & ACHIEVEMENTS

NHL FIRSTS

Game: Oct. 2, 2019 vs. VGK
Goal: Dec. 28, 2019 vs. PHI (Carter Hart)
Assist: Oct. 4, 2019 vs. VGK

NHL MILESTONES

300th Game: Feb. 14, 2024 at WPG
200th Game: Nov. 19, 2022 vs. NYR

SHARKS AWARDS

Sharks Rookie of the Year: 2019-20

STREAKS

Games Played: 96
Dec. 20, 2022 - Jan. 22, 2024
Games, Assist: 3 (1g, 3a)
2 times, MR: Mar. 16 - Mar. 19, 2024
Games, Point: 3 (1g, 3a)
2 times, MR: Mar. 16 - Mar. 19, 2024

INTERNATIONAL

World Junior Championship: Sweden
2022

CAREER HIGHLIGHTS



CAREER HIGHLIGHTS

SEASON	HIGHLIGHTS
2023-24:	<p>Finished the season leading Sharks defenseman in points (21) and assists (18) and led the club in time on ice (1783:49), fourth in hits (124) and fifth in shots (124). Ranked eighth in the NHL in blocked shots (195).</p> <p>Tied a SJS single-game record with nine blocked shots since the stat was tracked (Joakim Ryan, 11/1/17 vs. NSH & Brent Burns, 3/1/18 vs. CHI) on Dec. 1 at New Jersey Devils. It was an individual career high in a single contest for Ferraro.</p> <p>He became the third defenseman from his draft class (2017) to appear in at least 300 NHL games.</p>
2022-23:	<p>Led SJS in blocked shots (145) and finished second in hits (129).</p> <p>Recorded his sixth career multi-point game (0g, 2a), Oct. 8 vs. NSH.</p> <p>Blocked six shots, T-4th most in his career, Oct. 7 at NSH.</p>
2021-22:	<p>Led SJS in blocked shots (151), ranked third in hits (140).</p> <p>Prior to his injury on Feb. 26, Ferraro ranked third among skaters in blocked shots (127).</p> <p>Along with Brent Burns, became the 7th pair of Sharks defensemen in franchise history to both log over 30 minutes of TOI in a game, Nov. 6 vs. New Jersey.</p> <p>Named as an alternate captain.</p>
2020-21:	Led San Jose in hits (154) and blocked shots (96).
2019-20:	<p>Was named the Sharks Rookie of the Year.</p> <p>Among NHL rookies, ranked 2nd in hits (120), 8th in blocked shots (58).</p> <p>Became the sixth set of Sharks teammates (Kellman) to score their first career NHL goals in the same game (Dec. 28 vs. PHI).</p>
2018-19:	As an alternate captain, helped lead UMass to their first NCAA National Championship game and was named to Hockey East's All-Star Third Team.
2017-18:	<p>Named to Hockey East All-Rookie team after leading UMass defensemen in assists and points.</p> <p>Named to the USHL All-Rookie Team and Named a USHL First All-Star.</p> <p>Ranked 2nd on the Bucs in points and amongst USHL defensemen, finished T-1st in goals, 2nd in assists, 2nd in points and 2nd in power-play assists (16).</p>
2015-16:	<p>Among OJHL defensemen, ranked T-4th in assists and 9th in points.</p> <p>Finished T-1st on the Patriots in assists and T-3rd in points.</p>
2014-15:	Helped Toronto win a OJHL Championship.

CAREER STATS



23 | BARCLAY GOODROW | LW

SHOOTS **LEFT**
HEIGHT **6-2**
WEIGHT **210**
BORN **FEBRUARY 26, 1993** IN **TORONTO, ONTARIO**
BECAME A SHARK **CLAIMED OFF WAIVERS FROM NEW YORK RANGERS ON JUNE 19, 2024**

CAREER STATS												
SEASON	TEAM	REGULAR SEASON						PLAYOFFS				
		LEAGUE	GP	G	A	PTS	PIM	GP	G	A	PTS	PIM
2008-09	Villanova	OJHL	2	2	1	3	2	-	-	-	-	-
2009-10	Brampton	OHL	63	6	13	19	34	11	1	3	4	2
2010-11	Brampton	OHL	65	24	15	39	36	4	0	0	0	2
2011-12	Brampton	OHL	60	26	26	52	58	8	1	1	2	6
2012-13	Brampton	OHL	62	38	14	52	59	5	2	3	5	6
2013-14	North Bay	OHL	63	33	34	67	64	22	14	10	24	23
2014-15	San Jose	NHL	60	4	8	12	35	-	-	-	-	-
	Worcester	AHL	7	2	4	6	11	4	0	1	1	4
2015-16	San Jose	NHL	14	0	3	3	16	-	-	-	-	-
	San Jose	AHL	57	20	19	39	43	4	0	1	1	0
2016-17	San Jose	NHL	3	0	1	1	0	-	-	-	-	-
	San Jose	AHL	61	25	20	45	55	15	5	5	10	10
2017-18	San Jose	NHL	47	7	7	14	28	2	0	0	0	0
2018-19	San Jose	NHL	82	7	10	17	76	20	2	0	2	22
2019-20	San Jose	NHL	62	8	16	24	80	-	-	-	-	-
	Tampa Bay	NHL	8	0	2	2	17	25	1	5	6	16
2020-21	Tampa Bay	NHL	55	6	14	20	52	18	2	4	6	26
2021-22	New York Rangers	NHL	79	13	20	33	69	9	0	1	1	6
2022-23	New York Rangers	NHL	82	11	20	31	58	7	1	0	1	29
2023-24	New York Rangers	NHL	80	4	8	12	78	16	6	2	8	12
SHARKS TOTALS			268	26	45	71	235	22	2	0	2	22
NHL TOTALS			572	60	109	169	509	97	12	12	24	111

For up-to-date 2024-25 NHL stats and career totals, [click here](#)

CAREER SINGLE-GAME HIGHS

GOALS

2

3 times, MR: Apr. 5, 2024 at DET (with NYR)

ASSISTS

3

2 times, MR: Dec. 28, 2019 vs. PHI

POINTS

3

5 times, MR: Dec. 22, 2022 vs. NYI (with NYR)

PLUS-MINUS

+4

2 times, MR: Dec. 28, 2019 vs. PHI

THE WAY TO SAN JOSE
Signed as a free agent by San Jose, Mar. 6, 2014. Acquired by Tampa Bay along with a third-round selection in the 2020 NHL Draft (originally Philadelphia's) from San Jose in exchange for Anthony Greco and a first-round selection in the 2020 NHL Draft, Feb. 24, 2020. Acquired by the New York Rangers from Tampa Bay in exchange for a seventh-round selection in the 2022 NHL Draft, July 17, 2021. **Claimed off waivers by San Jose from the New York Rangers, June 19, 2024.**

MILESTONES & ACHIEVEMENTS

NHL FIRSTS

Game: Oct. 30, 2014 at MIN
Goal: Dec. 9, 2014 vs. EDM (Ben Scrivens)
Assist: Nov. 16, 2014 at CAR

STANLEY CUPS

2020: Tampa Bay Lightning
2021: Tampa Bay Lightning

NHL MILESTONES

500th Game: Oct. 28, 2023 at VAN (with NYR)
100th Point: Nov. 13, 2021 at CBJ (with NYR)
100th Assist: Apr. 5, 2023 vs. TBL (with NYR)

STREAKS

Games Played: 207
Oct. 3, 2018 - May 8, 2021 (with SJS and TBL)
Games, Goal: 3 (3g, 0a)
Jan. 24 - Jan. 28, 2022 (with NYR)
Games, Assist: 4 (0g, 4a)
May 2 - May 8, 2021 (with TBL)
Games, Point: 4 (0g, 4a)
May 2 - May 8, 2021 (with TBL)

CAREER HIGHLIGHTS



CAREER HIGHLIGHTS

SEASON	HIGHLIGHTS
2023-24:	Ranked fourth on the team in faceoff win percentage (54%) Registered his third career multi-goal game, Apr. 5 @ DET
2022-23:	Appeared in all 82 games for second time Tied career high in assists Ranked fifth on the team in shorthanded time on ice (147:44), sixth in blocked shots (64), seventh in hits (122)
2021-22:	Set career bests in goals, assists and points Led the team in shorthanded time on ice (183:18) Was named an alternate captain for the team
2020-21:	Led Tampa Bay in plus/minus (+16) and hits (111), and was second in shorthanded time on ice 300th NHL game, 3/9/21 at Detroit Achieved second straight Stanley Cup title
2019-20:	Registered a Gordie Howe Hat trick, 11/12 vs. EDM Split season with San Jose and Tampa Bay Won Stanley Cup with Tampa Bay, appearing in 25 postseason games. Provided the assist on the game-winning goal in Game 6 of the Eastern Conference Final
2018-19:	Scored the overtime, series-clinching goal in Game 7 of the First Round against VGK His only two career playoff goals were both game-winners in the First Round vs. VGK Posted career highs in goals (tied), assists, points and games played Ranked 3rd on SJS in hits (125) and was one of four skaters to appear in all 82 games
2017-18:	Switched to center and won 58.8% of his draws, which led San Jose and ranked 3rd in the NHL (min. 100 faceoffs) Set career highs in goals and points and finished 3rd among Sharks forwards in hits per game (1.4)
2016-17:	Led the Barracuda in goals (25) and set AHL career highs in games played (61), goals, assists (20) and points (45)
2015-16:	Represented the San Jose Barracuda at the AHL All-Star Game Ranked 3rd amongst Barracuda skaters in goals despite playing only 57 games
2014-15:	Led all Sharks rookies in games played, PIM and T-1st in game-winning goals (2)
2013-14:	Finished the season as North Bay's leader in goals (33), assists (34, tied) and points (67) as the team's captain Finished his OHL career as the North Bay/Brampton franchise leader in games played (313) and second in goals (127) Led the league in playoff goals (14), game-winning goals (4) and ranked T-5th in points (24) in 22 playoff games
2012-13:	Led Brampton in goals (38) and points (52) as the team's captain
2011-12:	Ranked 2nd on the team in points (52), goals (26) and T-3rd assists (26) as an alternate captain
2010-11:	Led Brampton in goals (24)
2009-10:	Represented Ontario at the U-17 World Hockey Challenge

CAREER STATS



51 | COLLIN GRAF | F

SHOOTS **RIGHT**
HEIGHT **6-1**
WEIGHT **190**
BORN **SEPTEMBER 21, 2002** IN **LINCOLN, MASSACHUSETTS**
BECAME A SHARK SIGNED AS A FREE AGENT ON **APR. 4, 2024**

CAREER STATS												
REGULAR SEASON								PLAYOFFS				
SEASON	TEAM	LEAGUE	GP	G	A	PTS	PIM	GP	G	A	PTS	PIM
2021-22	Union College	NCAA	37	11	11	22	10	-	-	-	-	-
2022-23	Quinnipiac	NCAA	41	21	38	59	4	-	-	-	-	-
2023-24	Quinnipac	NCAA	34	22	27	49	4	-	-	-	-	-
	San Jose	NHL	7	0	2	2	0	-	-	-	-	-
NHL/SHARKS TOTALS			7	0	2	2	0	-	-	-	-	-

For up-to-date 2024-25 NHL stats and career totals, [click here](#)

CAREER SINGLE-GAME HIGHS												
ASSISTS				POINTS				PLUS-MINUS				
1				1				+1				
2 times, MR: Apr. 18, 2024 at CGY				2 times, MR: Apr. 18, 2024 at CGY				2 times, MR: Apr. 11, 2024 at SEA				

MILESTONES & ACHIEVEMENTS

NHL FIRSTS

Game: Apr. 6, 2024 vs. STL
Assist: Apr. 7, 2024 vs. ARI

CHAMPIONSHIPS

NCAA: 2023 (Quinnipiac)

CAREER HIGHLIGHTS



CAREER HIGHLIGHTS

SEASON HIGHLIGHTS

- 2023-24:** Logged a +1 rating in two of his first four NHL games from Apr. 6-11
 Registered a career-high three blocked shots on Apr. 11 at Seattle Kraken
 Selected as ECAC Player of the Year and Defensive Forward of the Year in 2023-24
 Named as a Hobey Baker Memorial Award finalist for second year in a row
- 2022-23:** Helped Quinnipiac to a National Championship after scoring the game-tying goal in regulation in the championship game
 Led team in goals, assists, and points. His assist total was tied for the most in the nation
 Named Hobey Baker Memorial Award finalist. Named to NCAA All-Tournament Team, First All-Star Team, AHCA First Team All-American, ECAC First All-Conference Team
 Earned ECAC Forward of the Month three times (Nov., Dec., Feb.)
 His 59 point season was the fourth best point total in NCAA dating back to 2017-18 season
- 2021-22:** Named as ACHA All-American Scholar and ECAC All-Academic Team
 Ranked second on the team in points and goals
 Recorded a three-point, plus-4 rating game vs. Princeton, 5/3/22

CAREER STATS



64 | MIKAEL GRANLUND | F

SHOOTS LEFT
HEIGHT 5-10
WEIGHT 190
BORN FEBRUARY 26, 1992 IN OULU, FINLAND
BECAME A SHARK ACQUIRED BY SAN JOSE ALONG WITH A 2024 FIRST-ROUND SELECTION, F MIKE HOFFMAN AND D JAN RUTTA FROM PITTSBURGH IN EXCHANGE FOR D ERIK KARLSSON, F DILLON HAMALIUK AND A 2026 THIRD-ROUND SELECTION ON AUG. 6, 2023

CAREER STATS												
SEASON	TEAM	REGULAR SEASON						PLAYOFFS				
		LEAGUE	GP	G	A	PTS	PIM	GP	G	A	PTS	PIM
2008-09	Kärpät U18	Finland Jr.	-	-	-	-	-	3	2	4	6	2
	Kärpät U20	Finland Jr.	35	21	36	57	45	3	1	8	9	0
	Kärpät	Liiga	2	0	0	0	0	-	-	-	-	-
	Suomi U20	Finland	6	4	3	7	10	-	-	-	-	-
	Finland	WJC	6	2	1	3	0	-	-	-	-	-
2009-10	HIFK	Liiga	43	13	27	40	2	6	1	5	6	0
	Suomi U20	Finland	1	0	0	0	0	-	-	-	-	-
	Finland	WJC	6	1	6	7	4	-	-	-	-	-
2010-11	HIFK	Liiga	39	8	28	36	14	15	5	11	16	4
	Finland	WC	9	2	7	9	2	-	-	-	-	-
2011-12	HIFK	Liiga	45	20	31	51	18	4	0	2	2	0
	Finland	WJC	7	2	9	11	0	-	-	-	-	-
	Finland	WC	10	1	4	5	2	-	-	-	-	-
2012-13	Minnesota	NHL	27	2	6	8	6	-	-	-	-	-
	Houston	AHL	29	10	18	28	8	5	1	1	2	4
	Finland	WC	4	1	2	3	0	-	-	-	-	-
2013-14	Minnesota	NHL	63	8	33	41	22	13	4	3	7	2
	Finland	OG	6	3	4	7	4	-	-	-	-	-
2014-15	Minnesota	NHL	68	8	31	39	20	10	2	4	6	0
2015-16	Minnesota	NHL	82	13	31	44	20	6	1	2	3	0
	Finland	WC	10	4	8	12	2	-	-	-	-	-
	Finland (all)	International	10	4	8	12	2	-	-	-	-	-
2016-17	Minnesota	NHL	81	26	43	69	12	5	0	2	2	2
	Finland	WCup	3	0	0	0	0	-	-	-	-	-
2017-18	Minnesota	NHL	77	21	46	67	18	5	1	2	3	0
	Finland	WC	8	2	7	9	2	-	-	-	-	-
2018-19	Minnesota	NHL	63	15	34	49	20	-	-	-	-	-
	Nashville	NHL	16	1	4	5	4	6	1	1	2	2
2019-20	Nashville	NHL	63	17	13	30	28	4	0	1	1	2
2020-21	Nashville	NHL	51	13	14	27	14	6	2	3	5	2
2021-22	Nashville	NHL	80	11	53	64	33	4	0	3	3	0
	Finland	WC	9	5	6	11	2	-	-	-	-	-
2022-23	Nashville	NHL	58	9	27	36	12	-	-	-	-	-
	Pittsburgh	NHL	21	1	4	5	8	-	-	-	-	-
2023-24	San Jose	NHL	69	12	48	60	32	-	-	-	-	-
	Sweden	WC	7	0	5	5	27	-	-	-	-	-
SHARKS TOTALS			69	12	48	60	32	-	-	-	-	-
NHL TOTALS			819	157	387	544	249	59	11	21	32	10

For up-to-date 2024-25 NHL stats and career totals, [click here](#)

CAREER SINGLE-GAME HIGHS

GOALS

3

2 times, MR: Dec. 29, 2017 vs. NSH (with MIN)

ASSISTS

4

2 times, MR: Nov. 30, 2021 vs. CBJ (with MIN)

POINTS

4

5 times, MR: Nov. 30, 2021 vs. CBJ (with NSH)

PLUS-MINUS

+4

4 times, MR: Nov. 11, 2021 at STL (with NSH)

THE WAY TO SAN JOSE

Selected by Minnesota in the 2010 NHL Draft (first round, ninth overall). Traded to Nashville by Minnesota for Kevin Fiala, Feb. 25, 2019. Traded to Pittsburgh from Nashville in in exchange for a 2023 second-round selection, Mar. 1, 2023. **Acquired by San Jose along with a 2024 first-round selection, Mike Hoffman and Jan Rutta from Pittsburgh in exchange for Erik Karlsson, Dillon Hamaliuk, and a 2026 third-round selection, Aug. 6, 2023.**

MILESTONES & ACHIEVEMENTS

NHL FIRSTS

Game: Jan. 19, 2013 vs. COL (with MIN)
Goal: Jan. 19, 2013 vs. COL (with MIN; Semyon Varlamov)
Assist: Jan. 25, 2013 at DET (with MIN)

NHL MILESTONES

800th Game: Mar. 9, 2024 vs. OTT
700th Game: Dec. 17, 2022 at COL (with NSH)
500th Point: Dec. 7, 2023 at DET
400th Point: Nov. 27, 2021 at COL (with NSH)
300th Assist: Apr. 16, 2022 vs. CHI (with NSH)
100th Goal: Dec. 28, 2020 at PIT (with NSH)

NHL AWARDS

NHL Player of the Week:
Jan. 30-Feb. 5, 2017 (Second Star)

SHARKS AWARDS

Player of the Year: 2023-24

STREAKS

Games Played: 199
Jan. 27, 2015 - Apr. 6, 2017 (with MIN)
Games, Goal: 4 (5g, 3a)
Feb. 18 - Feb. 28, 2017 (with MIN)
Games, Assist: 6 (2g, 10a)
2 times, MR: Dec. 1 - Dec. 12, 2023
Games, Point: 12 (5g, 12a)
Jan. 12 - Feb. 4, 2017 (with MIN)

INTERNATIONAL

Olympics: Finland
2014 (Bronze)
World Championship: Finland
2011 (Gold), '12, '13, '16 (Silver), '22 (Gold), '24
World Cup: Finland
2016

CAREER HIGHLIGHTS



CAREER HIGHLIGHTS

SEASON	HIGHLIGHTS
2023-24:	<p>Finished the season on a career-long 13-game point streak (2g, 13a) and nine-game assist streak (0g, 10a; personal best), which is the longest point streak by a forward in San Jose's history.</p> <p>Led SJS in points (60) and assists (48)</p> <p>Recorded his 23rd assist of the season on Jan. 11 at Montreal, only the second forward to have as many assists in his first season with San Jose in the past 10 seasons (J. Donskoi: 25, 2015-16)</p> <p>Ranked 1st in the NHL in road points (16), tied for third in overall assists (14), 11th in points (17), and posted six multi-point games in December</p> <p>Named the NHLPA Player of the Week. He led the league with both eight even-strength points and nine points overall from Dec. 1-7</p> <p>Captained Team Finland at the 2024 World Championship</p>
2022-23:	<p>Split season between Nashville and Pittsburgh</p> <p>At the time of his trade to Pittsburgh, ranked fourth in points on Nashville (36), third in assists (23)</p>
2021-22:	<p>Set a career high in assists</p> <p>Was the first player to register multiple four assist games with Nashville, both occurring in November (Nov. 11 and Nov. 30, 2021)</p> <p>Ranked second on Nashville in assists and was fourth in points</p> <p>Crossed the 60-point threshold for the third time in his career, the most he has recorded since 2017-18</p>
2020-21:	<p>Led Nashville in goals and takeaways (23), ranked fourth in points</p> <p>Set a career high in shooting percentage (17.6%)</p>
2019-20:	<p>Ranked fourth in goals and even-strength goals (tied, 12) on Nashville</p> <p>Finished second among Nashville forwards and sixth on the team in blocked shots (55)</p>
2018-19:	<p>Set a career high in game winning goals</p> <p>Prior to being dealt by Minnesota, he ranked second on the team in points (49) and co-led in assists (34)</p>
2017-18:	<p>Recorded second straight 60-point season</p> <p>Set a career best in points-per-game (.87), including tying his career high in power-play goals (7)</p>
2016-17:	<p>Named as a Lady Byng Finalist</p> <p>Set a Wild franchise record at the time by recording a 12-game point streak, scoring 17 points (5g, 12a)</p>
2015-16:	<p>Tied the NHL record for fastest two goals by both teams on Jan. 5 at CBJ. Nick Foligno (CBJ) scored at the 19:44 mark of the third period and Granlund (w/ MIN) scored at 19:46 of the third. It was the fastest two goals by both teams since 1987</p> <p>Recorded his first 60-point season and 20-goal campaign. Set a career high in both categories</p>
2014-15:	<p>Recorded second straight 30-assist season</p> <p>Ranked tied for fourth on Minnesota in assists, fifth in points</p>
2013-14:	<p>Named to the Olympic All Star Team and helped Finland to a bronze medal finish</p> <p>Ranked third on Minnesota in assists, fifth in points</p>
2012-13:	<p>Made NHL Debut and scored a goal in his first game</p> <p>Named AHL Rookie of the Month for October</p> <p>Despite only appearing in 29 games for Houston (AHL), he finished sixth on the team in points</p>
2011-12:	<p>Captained Team Finland at the 2012 World Junior Championship</p> <p>Named to WJC All Star Team, led the tournament in assists and named as a Top-3 Player on his team</p> <p>Led HIFK skaters in points, ranked second in assists and third in goals</p>
2010-11:	<p>Ranked second on Finland in points, finishing tied for fifth among all skaters in the tournament in the category</p> <p>Named Finnish Player of the Year</p> <p>Helped lead his club to a Liiga Championship, leading all skaters in assists</p> <p>Led the World Junior Championship tournament in points (9), securing a gold medal finish</p>
2009-10:	<p>Led Finland's top league rookies in assists and points</p> <p>Named Rookie of the Year</p>
2008-09:	<p>Named Finnish Young Athlete of the Year</p> <p>Achieved a silver medal finish in Finland's top league, Liiga</p> <p>Led Finland's U-20 league in points-per-game (1.63)</p> <p>Won a bronze medal for Finland at the U-18 World Junior Championship, leading the tournament in assists</p>
OTHER:	<p>Is widely known for his lacrosse style goal at the 2011 IIHF World Championship against Russia</p> <p>Ranks 12th all time in assists, 14th in points among Finnish born skaters</p> <p>Has been teammates with Luke Kunin for three different teams; Minnesota, Nashville and San Jose (2017-18, 2018-19, 2020-22, 2023-24)</p>

CAREER STATS



91 | CARL GRUNDSTROM | F

SHOOTS LEFT
HEIGHT 6-0
WEIGHT 200
BORN DECEMBER 1, 1997 IN UMEA, SWEDEN
BECAME A SHARK ACQUIRED BY SAN JOSE FROM LOS ANGELES IN EXCHANGE FOR KYLE BURROUGHS ON JUNE 27, 2024

CAREER STATS												
SEASON	TEAM	REGULAR SEASON						PLAYOFFS				
		LEAGUE	GP	G	A	PTS	PIM	GP	G	A	PTS	PIM
2013-14	MoDo	Sweden Jr	31	6	4	10	6	1	0	0	0	0
2014-15	MoDo	Sweden Jr	27	21	15	36	53	4	4	2	6	2
	MoDo	SHL	24	2	3	5	8	-	-	-	-	-
2015-16	MoDo	Sweden Jr	1	0	0	0	0	-	-	-	-	-
	MoDo	SHL	49	7	9	16	53	-	-	-	-	-
	Sweden	WJC	7	1	0	1	6	-	-	-	-	-
2016-17	Frölunda HC	SHL	45	14	6	20	6	14	1	1	2	4
	Toronto	AHL	0	0	0	0	0	6	3	1	4	2
	Sweden	WJC	7	3	4	7	12	-	-	-	-	-
2017-18	Frölunda HC	SHL	35	17	7	24	8	6	2	0	2	2
	Toronto	AHL	2	1	2	3	0	20	8	6	14	14
2018-19	Toronto	AHL	42	13	16	29	26	-	-	-	-	-
	Los Angeles	NHL	15	5	1	6	6	-	-	-	-	-
	Ontario	AHL	13	3	7	10	6	-	-	-	-	-
2019-20	Los Angeles	NHL	13	0	4	4	8	-	-	-	-	-
	Ontario	AHL	40	12	16	28	36	-	-	-	-	-
2020-21	IF Björklöven	HockeyAllsvenskan	18	5	8	13	26	-	-	-	-	-
	Los Angeles	NHL	47	6	5	11	16	-	-	-	-	-
2021-22	Los Angeles	NHL	54	9	6	15	26	6	3	1	4	0
	Sweden	WC	5	1	1	2	2	-	-	-	-	-
2022-23	Los Angeles	NHL	57	12	7	19	16	6	0	1	1	4
	Sweden	WC	8	1	1	2	4	-	-	-	-	-
2023-24	Los Angeles	NHL	50	8	4	12	12	5	0	0	0	0
	Ontario	AHL	2	1	1	2	0	-	-	-	-	-
	Sweden	WC	10	3	0	3	0	-	-	-	-	-
NHL TOTALS			236	40	27	67	84	17	3	2	5	4

For up-to-date 2024-25 NHL stats and career totals, [click here](#)

CAREER SINGLE-GAME HIGHS

GOALS

2

3 times, MR: Mar. 20, 2023 vs. CGY (with LAK)

ASSISTS

1

27 times, MR: Dec. 28, 2023 at VGK (with LAK)

POINTS

2

7 times, MR: Mar. 20, 2023 vs. CGY (with LAK)

PLUS-MINUS

+3

Mar. 30, 2022 at EDM (with LAK)

THE WAY TO SAN JOSE
Selected by Toronto in the 2016 NHL Draft (second round, 57th overall). Acquired by Los Angeles along with Sean Durzi and a first-round selection in the 2019 NHL Draft in exchange for Jake Muzzin, Jan. 28, 2019. **Acquired by San Jose from Los Angeles in exchange for Kyle Burroughs, June 27, 2024.**

MILESTONES & ACHIEVEMENTS

NHL FIRSTS

Game: Mar. 9, 2019 at ARI (with LAK)
Goal: Mar. 9, 2019 at ARI (Darcy Kuemper; with LAK)
Assist: Apr. 6, 2019 vs. VGK (with LAK)

MILESTONES

200th Game: Nov. 11, 2023 vs. PHI (with LAK)

STREAKS

Games Played: 66
Mar. 11, 2023 - Feb. 13, 2024 (with LAK)
Games, Point: 3 (4g, 1a)
Mar. 16 - Mar. 20, 2023 (with LAK)
Games, Goal: 3 (4g, 1a)
Mar. 16 - Mar. 20, 2023 (with LAK)
Games, Assist: 2 (Og, 2a)
Dec. 27 - Dec. 28, 2023

INTERNATIONAL

World Championship: Sweden 2022, '23, '24 (Bronze)

CAREER HIGHLIGHTS



CAREER HIGHLIGHTS

SEASON HIGHLIGHTS

2023-24:	Finished fourth on team, first among forwards, in hits (115) Registered first career shorthanded goal, 11/9 vs. PIT Scored a goal in his 200th NHL game Recorded assists in back to back games for the first time in his career
2022-23:	Set career bests in goals, assists, points, and games played Led the Kings in hits (144)
2021-22:	Registered a career best plus-4 rating across 54 games
2020-21:	Scored a goal in consecutive games, including the game winning goal, 1/26 @ MIN Led the team in hits (104), fourth among club forwards in blocked shots (23)
2019-20:	Split season with the Kings and Reign Ranked tied for second in goals, tied for third in points on the Reign Earned a five-game point streak in the AHL from 2/1-2/16/20 (3g, 5a)
2018-19:	Registered a goal in his NHL debut, including goals in his first two career games Scored an AHL career high in goals, assists and points
2017-18:	Won Calder Cup with the Toronto Marlies Led all rookies in playoff points, ranked second in goals. Among all skaters was fourth in goals, 10th in points
2016-17:	Led SHL in goals, assists, and points by a junior Represented Sweden at the 2017 World Junior Championship, scored seven points in seven games en route to a fourth place finish
2015-16:	Ranked eighth on MoDo in goals and points

CAREER STATS



75 | DANIL GUSHCHIN | LW

SHOOTS **LEFT**
HEIGHT **5-10**
WEIGHT **170**
BORN **FEBRUARY 6, 2002** IN **YEKATERINBURG, RUSSIA**
BECAME A SHARK **SELECTED BY SAN JOSE IN THE 2020 NHL DRAFT (3RD ROUND, 76TH OVERALL)**

CAREER STATS												
SEASON	TEAM	REGULAR SEASON						PLAYOFFS				
		LEAGUE	GP	G	A	PTS	PIM	GP	G	A	PTS	PIM
2017-18	CSKA Moskva	Russia U-17	22	21	18	39	4	-	-	-	-	-
	CSKA Moskva	Russia U-18	2	2	3	5	4	-	-	-	-	-
2018-19	Muskegon	USHL	51	16	20	36	30	2	0	0	0	0
2019-20	Muskegon	USHL	42	22	25	47	42	-	-	-	-	-
2020-21	Muskegon	USHL	46	32	32	64	42	4	3	1	4	0
2021-22	Niagara	OHL	51	41	30	71	50	-	-	-	-	-
	San Jose	AHL	3	0	0	0	2	-	-	-	-	-
2022-23	San Jose	NHL	2	1	1	2	0	-	-	-	-	-
	San Jose	AHL	67	22	23	45	24	-	-	-	-	-
2023-24	San Jose	NHL	4	1	1	2	0	-	-	-	-	-
	San Jose	AHL	56	20	34	54	24	-	-	-	-	-
NHL/SHARKS TOTALS			6	2	2	4	0	-	-	-	-	-

For up-to-date 2024-25 NHL stats and career totals, [click here](#)

CAREER SINGLE-GAME HIGHS

GOALS

1

2 times, MR: Apr. 15, 2024 at EDM

ASSISTS

1

2 times, MR: Nov. 14, 2023 vs. FLA

POINTS

1

4 times, MR: Apr. 15, 2024 at EDM

MILESTONES & ACHIEVEMENTS

NHL FIRSTS

Game: Apr. 1, 2023 at ARI
Goal: Apr. 1, 2023 at ARI (Ivan Prosvetov)
Assist: Apr. 4, 2023 vs. COL

STREAKS

Games, Point: 2 (1g, 1a)
Apr. 1 – Apr. 4, 2023

CAREER HIGHLIGHTS



CAREER HIGHLIGHTS

SEASON	HIGHLIGHTS
2023-24:	<p>Appeared in 56 AHL games with the San Jose Barracuda, recording 20 goals, 34 assists and 24 PIM</p> <p>Named Howies Hockey Tape AHL Player of the Week on Apr. 15</p> <p>Selected to participate in AHL All-Star Classic, missed event due to injury</p> <p>Registered a point in each of his first three career NHL games (1g, 2a) on Jan. 4, 2023 at ARI, Apr. 4, 2023 vs. COL, and Nov. 14, 2023 vs. FLA</p>
2022-23:	<p>Recalled from the Barracuda on Apr. 1, made NHL debut at ARI</p> <p>Ranked second on the Barracuda with 45 points (22 goals, 23 assists) in 67 games</p> <p>Finished 11th among AHL rookies in goals, tied for 13th in points</p>
2021-22:	<p>Named CHL Player of the Night on Oct. 21 after recording a hat trick and five points (3+2=5), his first of two hat tricks on the year (3+1=4 on Feb. 5)</p> <p>Earned a 17-game point streak from Dec. 11 thru Feb. 25 and had points in 25 of 26 games from Dec. 11 through Apr. 3</p> <p>Named the OHL Eastern Conference best stickhandler and best shootout shooter in OHL Coaches Poll</p> <p>A nominee for the Red Tilson Trophy</p> <p>Led Niagara in goals and points and was the only Niagara skater to eclipse a point-per-game (1.40)</p> <p>Finished T-5th in the OHL in power-play goals (13) and Top-15 in the league in shots (245, 13th), goals (14th) and points-per-game (1.40, 14th)</p>
2020-21:	<p>Was supposed to play for the Niagara IceDogs of the OHL but was instead loaned to the Muskegon Lumberjacks due to COVID-19</p> <p>Named to the USHL's First All-Star Team after finishing tied for second in the league in goals and game-winning goals (7), fifth in points, and seventh in points-per-game (1.39)</p> <p>Led the Lumberjacks in all major offensive categories</p> <p>Set career highs in goals, assists, points and GWGs</p>
2019-20:	<p>Led the USHL with six GWGs (tied) and three shorthanded goals (tied), was eighth in plus/minus, tied for ninth in goals and led the Lumberjacks in goals, points, short-handed goals, plus/minus and was tied for second in assists</p> <p>Was named to the USHL Third All-Star Team</p> <p>Helped Team Russia to a gold medal in the Hlinka Gretzky Cup...</p>
2018-19:	<p>Ranked fifth in points among Muskegon skaters, sixth in assists</p> <p>Earned a silver medal at the 2018 U-18 World Championship</p> <p>Helped Russia U-17 team to a Gold Medal at World Hockey Championship</p>
2017-18:	<p>Won U-17 Championship</p> <p>Finished third on team in points, tied for second in goals</p>

CAREER STATS



10 | KLIM KOSTIN | F

SHOOTS LEFT
HEIGHT 6-4
WEIGHT 230
BORN MAY 5, 1999 IN PENZA, RUSSIA
BECAME A SHARK ACQUIRED BY SAN JOSE FROM DETROIT IN EXCHANGE FOR RADIM ŠIMEK AND A SEVENTH-ROUND SELECTION (ORIGINALLY NEW JERSEY’S) IN THE 2024 NHL DRAFT ON MARCH 8, 2024

CAREER STATS												
REGULAR SEASON								PLAYOFFS				
SEASON	TEAM	LEAGUE	GP	G	A	PTS	PIM	GP	G	A	PTS	PIM
2015-16	Dynamo Moskva	Russia Jr.	10	10	5	15	18	-	-	-	-	-
	MHK Dynamo Moskva	MHL	30	8	13	21	74	-	-	-	-	-
2016-17	Dynamo Moskva	KHL	8	0	0	0	27	-	-	-	-	-
	Dynamo Balashikha	VHL	9	1	0	1	4	-	-	-	-	-
	HK MVD Balashikha	MHL	1	0	1	1	2	-	-	-	-	-
2017-18	San Antonio	AHL	67	6	22	28	72	-	-	-	-	-
	Russia	WJC	5	5	3	8	2	-	-	-	-	-
2018-19	San Antonio	AHL	66	10	14	24	102	-	-	-	-	-
	Russia	WJC	7	3	3	6	10	-	-	-	-	-
2019-20	St. Louis	NHL	4	1	0	1	0	-	-	-	-	-
	San Antonio	AHL	48	13	17	30	59	-	-	-	-	-
2020-21	Avangard	KHL	43	7	11	18	50	24	5	4	9	44
	St. Louis	NHL	2	0	1	1	0	-	-	-	-	-
2021-22	St. Louis	NHL	40	4	5	9	23	-	-	-	-	-
	Springfield	AHL	17	3	3	6	15	18	4	4	8	32
2022-23	Edmonton	NHL	57	11	10	21	66	12	3	2	5	9
	Bakersfield	AHL	9	2	2	4	15	-	-	-	-	-
2023-24	Detroit	NHL	33	3	1	4	38	-	-	-	-	-
	San Jose	NHL	19	5	5	10	15	-	-	-	-	-
SHARKS TOTALS			19	5	5	10	15	-	-	-	-	-
NHL TOTALS			155	24	22	46	142	12	3	2	5	9

For up-to-date 2024-25 NHL stats and career totals, [click here](#)

GOALS

2

3 times, MR: Jan. 11, 2023 at ANA (with EDM)

ASSISTS

2

Dec. 21, 2022 at DAL (with EDM)

POINTS

2

8 times, MR: Mar. 14, 2024 at PIT

PLUS-MINUS

+2

9 times, MR: Mar. 14, 2024 at PIT

THE WAY TO SAN JOSE

Selected by St. Louis in the 2017 NHL Draft (first round, 31st overall). Acquired by Edmonton from St. Louis in exchange for Dmitri Samorukov, Oct. 9, 2022. Acquired by Detroit along with Kailer Yamamoto from Edmonton in exchange for future considerations, June 29, 2023. **Acquired by San Jose from Detroit in exchange for Radim Šimek and a seventh-round selection (originally New Jersey’s) in the 2024 NHL Draft, March 8, 2024.**

MILESTONES & ACHIEVEMENTS

NHL FIRSTS

Game: Nov. 16, 2019 vs. ANA (with STL)
Goal: Nov. 23, 2019 vs. NSH (Juuse Saros; with STL)
Assist: May 13, 2021 vs. MIN (with STL)

MILESTONES

100th Game: Apr. 5, 2023 at ANA

STREAKS

Games Played: 30
Dec. 1, 2022 - Feb. 11, 2023 (w/ EDM)
Games, Goal: 3 (4g, 0a)
Jan. 11 - Jan. 14, 2023 (with EDM)
Games, Assist: 4 (1g, 4a)
Feb. 15 - Mar. 3, 2023 (with EDM)
Games, Point: 4 (1g, 4a)
Feb. 15 - Mar. 3, 2023 (with EDM)

INTERNATIONAL

World Junior Championship: Russia 2019 (Bronze)

CAREER HIGHLIGHTS



CAREER HIGHLIGHTS

SEASON HIGHLIGHTS

2023-24:	<p>Registered points in nine of his last 18 games (5g, 5a) and ranked fourth on the club with 10 points since being acquired on Mar. 9</p> <p>Scored his first goal as a Shark in the game after his first assist for the franchise on Mar. 14 at Pittsburgh Penguins. He finished with his eighth career multi-point effort (1g, 1a) and first since Apr. 5, 2023 at Anaheim Ducks with the Edmonton Oilers.</p> <p>Made his Sharks debut on Mar. 9 against the Ottawa Senators</p>
2022-23:	<p>Set career highs in games played, goals, assists, points and plus/minus</p> <p>Achieved a three-game goal streak from 1/11-1/14</p>
2021-22:	<p>Split season between St. Louis and Springfield (AHL)</p> <p>Helped Springfield reach the Calder Cup Final against Chicago. Appeared in 18 playoff games</p>
2020-21:	<p>Helped Omsk win the championship, recording nine points in 24 post season games</p> <p>Named KHL Rookie of the Month in February</p>
2019-20:	<p>Set career bests in the AHL in goals, points, and shots</p>
2018-19:	<p>Captained Russia in the World Junior Championship, scoring six points in seven games</p> <p>Named Top 3 player on Russia in the tournament</p> <p>Led San Antonio in PIM (102)</p>
2017-18:	<p>Named WJC Top 3 player on team and recorded 8 points in five games</p> <p>Made AHL debut with San Antonio and set a personal best in AHL games played</p> <p>Led club rookies in games played, assists and points</p>

CAREER STATS



11 | LUKE KUNIN | C

SHOOTS **RIGHT**
HEIGHT **6-0**
WEIGHT **200**
BORN **DECEMBER 4, 1997** IN **CHESTERFIELD, MISSOURI**
BECAME A SHARK **ACQUIRED BY SAN JOSE IN EXCHANGE FOR JOHN LEONARD AND A 2023 THIRD-ROUND PICK ON JULY 8, 2022**

CAREER STATS												
SEASON	TEAM	REGULAR SEASON						PLAYOFFS				
		LEAGUE	GP	G	A	PTS	PIM	GP	G	A	PTS	PIM
2013-14	USNTDP Nationals	USHL	32	11	12	23	27	-	-	-	-	-
	US National U-17	USDP	52	20	19	39	35	-	-	-	-	-
	US National U-17	WHC-17	6	2	4	6	0	-	-	-	-	-
2014-15	USNTDP Juniors	USHL	20	10	4	14	12	-	-	-	-	-
	US National U-18	USDP	61	27	15	42	34	-	-	-	-	-
	US National U-18	WJC-18	7	6	0	6	2	-	-	-	-	-
2015-16	Wisconsin	NCAA	34	19	13	32	34	-	-	-	-	-
2016-17	Wisconsin	NCAA	35	22	16	38	30	-	-	-	-	-
	Iowa	AHL	12	5	3	8	16	-	-	-	-	-
	USA U-20	WJC	7	2	2	4	25	-	-	-	-	-
2017-18	Minnesota	NHL	19	2	2	4	13	-	-	-	-	-
	Iowa	AHL	36	10	9	19	34	-	-	-	-	-
2018-19	Minnesota	NHL	49	6	11	17	27	-	-	-	-	-
	Iowa	AHL	28	12	8	20	30	11	6	2	8	18
	USA	WC	3	0	0	0	0	-	-	-	-	-
2019-20	Minnesota	NHL	63	15	16	31	55	4	2	0	2	2
2020-21	Nashville	NHL	38	10	9	19	13	6	2	0	2	2
2021-22	Nashville	NHL	82	13	9	22	99	4	0	1	1	4
2022-23	San Jose	NHL	31	5	8	13	42	-	-	-	-	-
2023-24	San Jose	NHL	77	11	7	18	83	-	-	-	-	-
	USA	WC	8	1	2	3	0	-	-	-	-	-
SHARKS TOTALS		108	16	15	31	125	-	-	-	-	-	-
NHL TOTALS		359	62	62	124	332	14	4	1	5	8	8

For up-to-date 2024-25 NHL stats and career totals, [click here](#)

CAREER SINGLE-GAME HIGHS

GOALS

2

6 times, MR: Feb. 15, 2024 at CGY

ASSISTS

3

Nov. 21, 2022 vs. OTT

POINTS

3

Nov. 21, 2022 vs. OTT

PLUS-MINUS

+3

3 times, MR: Feb. 12, 2019 vs. PHI (with MIN)

THE WAY TO SAN JOSE
Selected by Minnesota in the 2016 NHL Draft (first round, 15th overall). Traded to Nashville with a 2020 fourth-round pick for Nick Bonino, a 2020 second-round pick and a 2020 third-round pick. **Acquired by San Jose in exchange for John Leonard and a 2023 third-round pick, July 8, 2022.**

MILESTONES & ACHIEVEMENTS

NHL FIRSTS

Game: Oct. 14, 2017 vs. CBJ (with MIN)
Goal: Oct. 26, 2017 vs. NYI (with MIN; Thomas Greiss)
Assist: Oct. 21, 2017 at CGY (with MIN)

NHL MILESTONES

300th Game: Nov. 20, 2023 at VAN
100th Point: Nov. 15, 2022 at VGK

STREAKS

Games Played: 113
Oct. 14, 2021 - Dec. 13, 2022
Games, Goal: 3 (3g, 0a)
Nov. 12 - Nov. 16, 2023
Games, Assist: 3 (MR: 0g, 4a)
3 times, MR: Mar. 27 - Mar. 30, 2021 (with MIN)
Games, Point: 4 (2g, 2a)
Mar. 3 - Mar. 8, 2020 (with MIN)

INTERNATIONAL

World Championship: USA
2019, '24
World Junior Championship: USA
2017 (Gold)

CAREER HIGHLIGHTS



CAREER HIGHLIGHTS

SEASON	HIGHLIGHTS
2023-24:	<p>Was the San Jose Sharks' nominee for the King Clancy Award in recognition of his work with the LKT1D Foundation, which has raised more than \$11,000 for the Juvenile Diabetes Research Foundation</p> <p>Finished leading Sharks forwards in hits with 165</p> <p>Sixth career multi-goal game, second as a Shark on Feb. 15 at Calgary Flames (2g, 0a)</p> <p>Represented Team USA at the IIHF World Championship</p>
2022-23:	<p>Recorded a career-high three points (0g, 3a), Nov. 21 vs OTT</p> <p>First goal as a member of the Sharks, a PPG, Oct. 8 vs NSH</p> <p>Made Sharks debut; first point as a Shark (assist), Oct. 7 at NSH</p> <p>Was San Jose's nominee for the King Clancy Trophy, awarded annually 'to the player who best exemplifies leadership qualities on and off the ice and has made a noteworthy humanitarian contribution in his community,' in recognition of his work with his LKT1D Foundation, which provides support and awareness to kids living with Type 1 Diabetes</p>
2021-22:	<p>The lone 'iron man' with Nashville to appear in all 82 regular season games</p> <p>Set career highs with 223 hits, 20 takeaways and 99 PIM</p> <p>Appeared in four Stanley Cup Playoff games, earning an assist</p>
2020-21:	<p>Registered 19 points and 10 goals, finishing fifth in goals and 10th in scoring with Nashville</p> <p>Tied for second on the Predators with two goals in six Stanley Cup Playoff games, one of only four skaters on the team to finish the postseason with a positive plus-minus.</p>
2019-20:	<p>Set career highs with 31 points, 15 goals and 16 assists in 63 games with Minnesota.</p> <p>Tied for fourth on the Wild in goals and was seventh in scoring.</p> <p>Was one of three Wild skaters with multiple goals in the Stanley Cup Playoffs, finding the back of the net on both the power play and penalty kill in four playoff games.</p>
2018-19:	<p>Totaled 17 points with six goals in 49 games.</p> <p>Scored his first-career game-winning goal on March 22 at WSH.</p> <p>Averaged a career-high 15:53 time on ice per game.</p>
2017-18:	<p>Made his NHL debut on 10/14/17 vs. CBJ and finished the season with four points and two goals in 19 NHL games.</p> <p>Notched 19 points in 36 AHL games, finishing sixth with Iowa with five power play goals.</p>
2016-17:	<p>Captained the USA to a gold medal at the 2017 World Junior Championship.</p> <p>Served as captain of the Wisconsin Badgers and led the team with 38 points and 22 goals, the first Wisconsin sophomore since Joe Pavelski to reach 20 goals.</p> <p>Earned NCAA West Second Team All-America recognition, Big 10 Second All-Star Team, Big 10 All-Tournament Team and Academic All-Big Ten honors.</p>
2015-16:	<p>Finished second at Wisconsin with 32 points, including a team-best 19 goals, as a freshman.</p>
2014-15:	<p>Captained the USA to a gold medal at the 2015 U-18 World Junior Championship, tying for second on the roster with six goals.</p> <p>Scored 10 goals and tallied 14 points in USHL play as a member of the US National Team Development Program.</p>
2013-14:	<p>Recorded 23 points and 11 goals in 32 USHL games with the US National Team Development Program.</p>

CAREER STATS



85 | SHAKIR MUKHAMADULLIN | D

SHOOTS LEFT

HEIGHT 6-4

WEIGHT 200

BORN JANUARY 10, 2002 in UFA, RUSSIA

BECAME A SHARK ACQUIRED BY SAN JOSE ALONG WITH ANDREAS JOHNSON, NIKITA OKHOTIUK, FABIAN ZETTERLUND, A 2023 FIRST-ROUND SELECTION (26TH OVERALL, QUENTIN MUSTY), 2024 SECOND-ROUND SELECTION AND 2024 SEVENTH-ROUND SELECTION FROM NEW JERSEY IN EXCHANGE FOR TIMO MEIER, SCOTT HARRINGTON, SANTERI HATAKKA, TIMUR IBRAGIMOV, ZACH EMOND AND A 2024 FIFTH-ROUND PICK (ORIGINALLY FROM COLORADO) ON FEB. 26, 2023

CAREER STATS												
REGULAR SEASON								PLAYOFFS				
SEASON	TEAM	LEAGUE	GP	G	A	PTS	PIM	GP	G	A	PTS	PIM
2018-19	Salavat Yulaev Ufa	Russia Jr.	15	7	6	13	16	-	-	-	-	-
	Salavat Yulaev Ufa U18	Russia Jr.	3	0	2	2	0	-	-	-	-	-
	Tolpar Ufa	MHL	5	1	2	3	2	6	1	0	1	0
2019-20	Salavat Yulaev Ufa U18	Russia Jr.	1	0	0	0	0	2	0	0	0	0
	Salavat Yulaev Ufa	KHL	27	0	1	1	0					
	Toros Neftekamsk	VHL	1	0	0	0	0					
	Tolpar Ufa	MHL	13	2	8	10	6					
2020-21	Salavat Yulaev Ufa	KHL	39	3	7	10	10	-	-	-	-	-
	Russia	WJC	7	0	0	0	0	-	-	-	-	-
2021-22	Salavat Yulaev Ufa	KHL	34	3	4	7	12	11	0	0	0	4
	Utica	AHL	0	0	0	0	0	3	0	2	2	0
2022-23	Salavat Yulaev Ufa	KHL	67	6	19	25	35	6	1	1	2	2
	San Jose	AHL	12	1	9	10	6	-	-	-	-	-
2023-24	San Jose	NHL	3	0	1	1	4	-	-	-	-	-
	San Jose	AHL	55	7	27	34	24	-	-	-	-	-
NHL/SHARKS TOTALS			3	0	1	1	4	-	-	-	-	-

For up-to-date 2024-25 NHL stats and career totals, [click here](#)

CAREER SINGLE-GAME HIGHS

ASSISTS

1

Jan. 31, 2024 at ANA

POINTS

1

Jan. 31, 2024 at ANA

PLUS-MINUS

+1

Jan. 31, 2024 at ANA

THE WAY TO SAN JOSE
Selected by New Jersey in the 2020 NHL Draft (first round, 20th overall). **Acquired by San Jose along with Fabian Zetterlund, Andreas Johnson, Nikita Okhotiuk, a first-round selection in the 2023 NHL Draft, a second-round selection and seventh-round selection in the 2024 NHL Draft from New Jersey in exchange for Timo Meier, Timur Ibragimov, Scott Harrington, Santeri Hatakka, Zachary Emond and a fifth-round selection in the 2024 NHL Draft, Feb. 26, 2023.**

MILESTONES & ACHIEVEMENTS

NHL FIRSTS

Game: Jan. 27, 2024 vs. BUF
Assist: Jan. 31, 2024 at ANA

INTERNATIONAL

World Junior Championship: Russia
2021

CAREER HIGHLIGHTS



CAREER HIGHLIGHTS

SEASON	HIGHLIGHTS
2023-24:	<p>Finished the season with the San Jose Barracuda (AHL) leading the club in points (34) and assists (27) among defensemen. He was named Barracuda Team MVP and Barracuda Prospect of the Year</p> <p>Represented the Barracuda at the AHL All-Star Classic, Feb. 4-5 at Tech CU Arena</p> <p>Made NHL debut on Jan. 27 vs. the Buffalo Sabres. Registered his first career point, an assist, as well as a career-high six blocked shots on Jan. 31 at Anaheim</p> <p>Earned his first NHL recall to the Sharks on Jan. 25</p> <p>Named Sharks Prospect of the Week, Dec. 27</p>
2022-23:	<p>Registered 25 points (six goals, 19 assists) in 67 games with Salavat Yulaev Ufa in the KHL, tied for second in scoring among defensemen aged 21 or younger in the league</p> <p>Had two multi-point efforts, Nov. 7 at Kunlun (one goal, one assist) and March 3 vs. Admiral Vladivostok (one goal, one assist)</p> <p>Joined the San Jose Barracuda for the final 12 games of the season and tallied 10 points (one goal, nine assists)</p> <p>Scored his first AHL goal on April 7 against Colorado (Keith Kinkaid)</p>
2021-22:	<p>Registered seven points (three goals, four assists) in 34 KHL games</p> <p>Skated in 11 postseason games with Salavat Yulaev Ufa</p> <p>Played in three Calder Cup Playoff games with the Utica Comets</p> <p>Represented Russia at the Euro Hockey Tour, appearing in three games with one assist</p>
2020-21:	<p>Had 10 points (three goals, seven assists) in 39 games with Salavat Yulaev Ufa</p> <p>Played in seven games at the U-20 Men's World Championship with Russia</p> <p>Registered a pair of assists with Russia at the Euro Hockey Tour</p>
2019-20:	<p>Played in 27 games, registering one assist in his first year of predominantly KHL competition</p> <p>Logged 13 games in the MHL, finishing with 10 points (two goals, eight assists) with Tolpar Ufa</p> <p>Helped guide Russia to a Hlinka Gretzky Cup Gold Medal, notching an assist in five games played</p>
2018-19:	<p>Scored 13 points (seven goals, six assists) in 15 games with Salavat Yulaev Ufa's U-17 team</p> <p>Registered a pair of assists in three games with Ufa's U-18 squad</p> <p>Had three points (one goal, two assists) in five MHL games with Tolpar Ufa</p> <p>Played in six games for Russia at the U-17 World Hockey Challenge</p> <p>Played in six games at the U-18 World Junior Championship</p>

CAREER STATS



22 | ANDREW POTURALSKI | F

SHOOTS **RIGHT**
HEIGHT **5-10**
WEIGHT **190**
BORN **JANUARY 14, 1994** IN **WILLIAMSVILLE, NEW YORK**
BECAME A SHARK SIGNED AS A FREE AGENT ON **JULY 3, 2024**

CAREER STATS												
SEASON	TEAM	REGULAR SEASON						PLAYOFFS				
		LEAGUE	GP	G	A	PTS	PIM	GP	G	A	PTS	PIM
2011-12	Cedar Rapids	USHL	2	2	1	3	0	-	-	-	-	-
2012-13	Cedar Rapids	USHL	53	12	21	33	43	-	-	-	-	-
2013-14	Cedar Rapids	USHL	60	27	37	64	28	4	2	1	3	2
2014-15	New Hampshire	NCAA	40	14	15	29	16	-	-	-	-	-
2015-16	New Hampshire	NCAA	37	22	30	52	24	-	-	-	-	-
	Charlotte	AHL	16	2	3	5	0	-	-	-	-	-
2016-17	Carolina	NHL	2	0	0	0	0	-	-	-	-	-
	Charlotte	AHL	74	19	33	52	34	5	0	0	0	5
2017-18	Charlotte	AHL	76	22	27	49	24	8	1	4	5	2
2018-19	Charlotte	AHL	72	23	47	70	34	18	12	11	23	12
2019-20	San Diego	AHL	17	2	5	7	8	-	-	-	-	-
2020-21	San Diego	AHL	44	9	34	43	10	3	0	0	0	0
2021-22	Carolina	NHL	2	0	2	2	0	-	-	-	-	-
	Chicago	AHL	71	28	73	101	36	18	8	15	23	26
2022-23	Coachella Valley	AHL	38	11	31	42	14	16	3	9	12	6
2023-24	Seattle	NHL	2	0	0	0	0	-	-	-	-	-
	Coachella Valley	AHL	60	15	36	51	30	13	2	8	10	14
NHL TOTALS			6	0	2	2	0	-	-	-	-	-

For up-to-date 2024-25 NHL stats and career totals, [click here](#)

CAREER SINGLE-GAME HIGHS

ASSISTS

1

2 times, MR: Dec. 18, 2021 (with CAR)

POINTS

1

2 times, MR: Dec. 18, 2021 (with CAR)

THE WAY TO SAN JOSE

Signed by Carolina as a free agent, Mar. 8, 2016. Signed by Seattle as a free agent, July 13, 2022. **Signed by San Jose as a free agent, July 3, 2024.**

MILESTONES & ACHIEVEMENTS

NHL FIRSTS

Game: Apr. 4, 2017 at MIN (with CAR)
Assist: Dec. 16, 2021 vs. DET (with CAR)

CHAMPIONSHIPS

Calder Cup: 2019, 2022

CAREER HIGHLIGHTS



CAREER HIGHLIGHTS

SEASON	HIGHLIGHTS
2023-24:	Helped Coachella Valley reach the Calder Cup Final for the second consecutive season, and was his fourth appearance in the Final (2019, 2022, 2023, 2024) Ranked second on the team in assists, and was fourth in points
2022-23:	Represented Coachella Valley in the AHL All Star Game Helped the newest AHL expansion team reach the Calder Cup Final. His nine postseason assists ranked tied for 10th among all skaters
2021-22:	Became the first AHL's 100-point scorer since the 2009-10 season, and his 73-assist season ranks tied for 21st all time in AHL history Led the AHL in points for the second consecutive season Named to the AHL First All-Star Team, and AHL Player of the Month (October)
2020-21:	Led the AHL in points and assists, earning the JB Sollenberger Trophy Named to the AHL All Star Team, representing San Diego
2019-20:	Registered seven points across 17 AHL games played
2018-19:	Ranked fifth among AHL skaters in points, seventh in assists Helped Charlotte win a Calder Cup Championship Led all skaters in postseason goals and points Named AHL Playoffs MVP, Second All-Star Team
2017-18:	Crossed the 20-goal threshold for the first time in his professional career Ranked fourth in goals and points on team, fifth in assists
2016-17:	Made NHL debut with Carolina Led Charlotte in assists and points, was second in goals
2015-16:	Named as a Hobey Baker finalist Named to NCAA East First All-American Team, Hockey East First All-Star Team Led Hockey East in scoring (31)
2013-14:	Appeared in USHL All Star game
OTHER:	Both of his Calder Cup Championships came while playing for current Sharks Head Coach Ryan Warsofsky (2019 Charlotte, 2022 Chicago)

CAREER STATS



52 | TRISTEN ROBINS | C

SHOOTS **RIGHT**
HEIGHT **5-11**
WEIGHT **185**
BORN **NOVEMBER 15, 2001** IN **LONDON, GREAT BRITAIN**
BECAME A SHARK **SELECTED BY SAN JOSE IN THE 2020 NHL DRAFT (2ND ROUND, 56TH OVERALL)**

CAREER STATS												
SEASON	TEAM	REGULAR SEASON						PLAYOFFS				
		LEAGUE	GP	G	A	PTS	PIM	GP	G	A	PTS	PIM
2017-18	Regina	WHL	1	0	0	0	0	-	-	-	-	-
	Saskatoon	WHL	3	0	1	1	0	-	-	-	-	-
2018-19	Saskatoon	WHL	68	9	16	25	26	10	3	1	4	0
2019-20	Saskatoon	WHL	62	33	40	73	28	-	-	-	-	-
2020-21	Saskatoon	WHL	16	10	13	23	8	-	-	-	-	-
	San Jose	AHL	2	0	0	0	0	-	-	-	-	-
2021-22	Saskatoon	WHL	62	33	45	78	54	3	0	1	1	2
2022-23	San Jose	AHL	64	17	21	38	16	-	-	-	-	-
	San Jose	NHL	3	0	0	0	0	-	-	-	-	-
2023-24	San Jose	AHL	42	7	11	18	12					
SHARKS/NHL TOTALS			3	0	0	0	0	-	-	-	-	-

For up-to-date 2024-25 NHL stats and career totals, [click here](#)

MILESTONES & ACHIEVEMENTS

NHL FIRSTS

Game: Apr. 10, 2023 at WPG

STREAKS

Games Played: 3
Apr. 10 - Apr. 13, 2023


CAREER HIGHLIGHTS



CAREER HIGHLIGHTS

SEASON	HIGHLIGHTS
2023-24:	Collected points in a career-long five consecutive games from Mar. 16 - Mar. 24 (two goals, four assists) Suffered an injury in the preseason that kept him out until December
2022-23:	NHL debut, April 10 at WPG First NHL recall, April 9 Ranked fifth on the Barracuda with 38 points, T-4th with 17 goals and T-5th with 21 assists in 64 games
2021-22:	Began the season with an eight-game point streak, collecting 19 points (seven goals, 12 assists) from Oct. 2-27 Named the WHL Player of the Month for October Tallied a career-high five points (one goal, four assists) on Dec. 28 against Red Deer Named WHL Player of the Week on Jan. 23 Named captain of the Blades on Mar. 30 Finished second on Saskatoon in goals, assists and points and led the club in game-winning goals (9), plus-minus (plus-4) and power-play goals (15) Named to the WHL East Second All-Star team
2020-21:	Appeared in just 16 games after suffering an injury Served as an alternate captain Led the Blades in points-per-game (1.44) and co-led the club in GWGs (2) Ranked second on the team in points, goals, assists, power-play goals (4), power-play assists (6) and shorthanded goals (1) Made his pro debut with the Barracuda against Tucson on Feb. 7 Began the season in the AHL due to the WHL's delayed start
2019-20:	Finished tied for 11th in goals among WHL skaters, 14th in points, and led the team in goals and points and ranked third in assists Set career highs in all offensive categories including goals, assists, points, plus/minus, power-play goals (10), shots on goal (233), and game-winning goals (4)
2018-19:	Was one of seven rookies to appear in all 68 games Finished eighth among rookies in face-off wins (306)
2017-18:	Made his WHL debut Recorded first point (assist) on Jan. 16 at Calgary
OTHER:	He is the first drafted player in San Jose Sharks history to hail from Great Britain Robins father, Trevor, was a goaltender who signed as an undrafted free agent with San Jose in 1993 who spent parts of two seasons with the team's International Hockey League (IHL) affiliate Kansas City Blades.

CAREER STATS



31 | GEORGI ROMANOV | G

CATCHES LEFT
HEIGHT 6-4
WEIGHT 210
BORN DECEMBER 15, 1999 in YEKATERINBURG, RUSSIA
BECAME A SHARK SIGNED BY SAN JOSE AS A FREE AGENT ON MAY 3, 2023

CAREER STATS																
REGULAR SEASON										PLAYOFFS						
SEASON	TEAM	LEAGUE	GP	W-L-O	MINS	GA	SO	GAA	SV%	GP	W-L	MINS	GA	SO	GAA	SV%
2015-16	SKA-Yunost Yekaterinburg U17	Russia U17	16	-	-	-	-	-	.878	-	-	-	-	-	-	-
2016-17	Spartakovets Yekaterinburg U18	Russia U18	19	-	-	-	-	-	.868	-	-	-	-	-	-	-
2017-18	Avto Yekaterinburg	MHL	4	1-2-0	164	5	0	1.84	.940	-	-	-	-	-	-	-
	Avto Yekaterinburg	MHL	10	1-1-1	293	11	1	2.26	.912	-	-	-	-	-	-	-
2018-19	Omskie Yastreby	MHL	29	12-8-3	1405	41	5	1.75	.940	8	5-3-0	493	20	0	2.44	0.920
2019-20	Gornyak-Uchaly	VHL	1	0-1-0	60	4	0	4.00	.833	-	-	-	-	-	-	-
	Avto Yekaterinburg	MHL	43	23-11-7	2383	76	10	1.91	.939	2	1-1-0	120	4	0	2.01	0.932
2020-21	Gornyak-Uchaly	VHL	9	4-4-0	468	17	0	2.18	.933	-	-	-	-	-	-	-
2021-22	Gornyak-UGMK	VHL	39	16-15-5	2236	92	2	2.47	.919	1	0-0-0	40	3	0	4.50	0.824
2022-23	Avtomobilist Yekaterinburg	KHL	1	0-0-1	-	0	0	-	-	-	-	-	-	-	-	-
	Gornyak-UGMK	VHL	31	8-13-5	1495	70	1	2.81	.907	3	2-1-0	191	10	0	3.15	0.918
2023-24	San Jose	NHL	2	0-0-0	59	1	0	1.01	.967	-	-	-	-	-	-	-
	San Jose	AHL	29	9-9-8	1549	81	0	3.14	.904	-	-	-	-	-	-	-
SHARKS/NHL TOTALS			2	0-0-0	59	1	0	1.01	.967	-	-	-	-	-	-	-

For up-to-date 2024-25 NHL stats and career totals, [click here](#)

MILESTONES & ACHIEVEMENTS

NHL FIRSTS

Game: Apr. 15, 2024 at EDM

CAREER SINGLE-GAME HIGHS

SHOTS FACED

16

Apr. 15, 2024 at EDM

SAVES

15

Apr. 15, 2024 at EDM

GOALS ALLOWED

1

Apr. 15, 2024 at EDM

CAREER HIGHLIGHTS



CAREER HIGHLIGHTS

SEASON	HIGHLIGHTS
2023-24:	Made 29 saves out of 30 shots faced with a .967 save percentage over his first two NHL appearances this season, both in relief Made his NHL debut on Apr. 15 at Edmonton, entering the contest in the second period and finished with a .941 save percentage Made at least 30 saves in his last four starts with the Cuda, going 2-1-1 in those games. In three of those contests, he made at least 39 or more saves
2022-23:	Played in 31 regular season games for Gornyak-UGMK of the VHL, the second-highest level of hockey in Russia, finishing with a .907 SV% and 2.81 GAA Played in three playoff games with a .918 SV% and 3.15 GAA to go with a 2-1-0 record Made his KHL debut with Avtomobilist Yekaterinburg, taking over between the pipes for the shootout portion of a shootout loss on Dec. 24, 2022
2021-22:	Played 39 games with Gornyak-UGMK, going 16-15-5 with a .919 SV% and 2.14 GAA in addition to two shutouts
2020-21:	Played in nine VHL games with Gornyak-Uchaly, finishing with a 4-4-0 record, .933 SV% and 2.18 GAA
2019-20:	Made his VHL debut with Gornyak Uchaly...Played in 43 MHL games with Avto Yekaterinburg, posting a 23-11-7 record with 10 shutouts, a 1.91 GAA and .939 SV%
2018-19:	Posted a .940 SV% and 1.75 GAA with a 12-8-3 record in 29 games with Omskie Yastreby of the MHL
2017-18:	Appeared in 10 games with Avto Yekaterinburg in the MHL, recording a .912 SV% and 2.26 GAA
2016-17:	Made his MHL debut with Avto Yekaterinburg, posting a .940 SV% and 1.84 GAA in four games.

CAREER STATS



84 | JAN RUTTA | D

SHOOTS **RIGHT**
HEIGHT **6-3**
WEIGHT **205**
BORN **JULY 29, 1990** IN **PISEK, CZECH REPUBLIC**
BECAME A SHARK ACQUIRED BY SAN JOSE ALONG WITH A 2024 FIRST-ROUND SELECTION, F MIKAEL GRANLUND AND F MIKE HOFFMAN FROM PITTSBURGH IN EXCHANGE FOR D ERIK KARLSSON, F DILLON HAMALIUK, AND A 2026 THIRD-ROUND SELECTION ON AUG. 6, 2023

CAREER STATS												
		REGULAR SEASON						PLAYOFFS				
SEASON	TEAM	LEAGUE	GP	G	A	PTS	PIM	GP	G	A	PTS	PIM
2005-06	HC Plzen U18	Czechia Jr	45	2	5	7	18	5	0	0	0	4
2006-07	HC Plzen U18	Czechia Jr	40	6	21	27	32	8	1	4	5	6
	HC Plzen U20	Czechia Jr	1	1	1	2	0	1	0	0	0	0
2007-08	HC Plzen U20	Czechia Jr	43	3	15	18	16	5	0	2	2	4
2008-09	Pirati Chomutov U20	Czechia Jr	38	4	19	23	26	3	1	2	3	2
	Pirati Chomutov	Czechia	2	0	0	0	0	-	-	-	-	-
	SK Trhaci Kadan	Czechia	2	0	0	0	0	-	-	-	-	-
	IHC Kralove Pisek	Czechia	2	0	0	0	0	-	-	-	-	-
2009-10	Pirati Chomutov U20	Czechia Jr	21	5	6	11	14	-	-	-	-	-
	SK Trhaci Kadan	Czechia	18	1	4	5	0	9	0	3	3	0
	HC Tygri Klaterec nad Ohri	Czechia	3	0	1	1	0	5	0	0	0	4
2010-11	Pirati Chomutov U20	Czechia Jr	44	14	21	35	40	-	-	-	-	-
	Pirati Chomutov	Czechia	24	0	0	0	10	-	-	-	-	-
2011-12	Pirati Chomutov U20	Czechia Jr	-	-	-	-	-	2	0	1	1	4
	Pirati Chomutov	Czechia	48	2	6	8	16	9	1	2	3	6
2012-13	Pirati Chomutov	Czechia	37	1	3	4	18	-	-	-	-	-
	SK Trhaci Kadan	Czechia	7	0	3	3	0	-	-	-	-	-
2013-14	Pirati Chomutov	Czechia	17	1	2	3	4	-	-	-	-	-
	SK Trhaci Kadan	Czechia	18	1	3	4	8	-	-	-	-	-
2014-15	Pirati Chomutov	Czechia	50	11	16	27	28	11	4	3	7	24
2015-16	Pirati Chomutov	Czechia	44	10	11	21	22	7	1	2	3	8
2016-17	Pirati Chomutov	Czechia	46	8	24	32	30	17	2	11	13	8
	Czechia	WC	8	1	0	1	0	-	-	-	-	-
2017-18	Chicago	NHL	57	6	14	20	24	-	-	-	-	-
2018-19	Chicago	NHL	23	2	4	6	12	-	-	-	-	-
	Rockford	AHL	8	1	3	4	2	-	-	-	-	-
	Tampa Bay	NHL	14	0	2	2	4	4	0	2	2	0
	Syracuse	AHL	18	3	5	8	10	-	-	-	-	-
	Czechia	WC	10	1	2	3	4	-	-	-	-	-
2019-20	Tampa Bay	NHL	33	1	6	7	14	5	0	1	1	12
2020-21	Tampa Bay	NHL	35	0	8	8	22	23	2	1	3	8
2021-22	Tampa Bay	NHL	76	3	15	18	47	17	1	4	5	17
2022-23	Pittsburgh	NHL	56	3	6	9	30	-	-	-	-	-
2023-24	San Jose	NHL	69	5	14	19	38	-	-	-	-	-
	Czechia	WC	9	1	0	1	8	-	-	-	-	-
SHARKS TOTALS			69	5	14	19	38	-	-	-	-	-
NHL TOTALS			363	20	69	89	191	49	3	8	11	37

For up-to-date 2024-25 NHL stats and career totals, [click here](#)

CAREER SINGLE-GAME HIGHS

GOALS

1

20 times, MR: Apr. 13, 2024 vs. MIN

ASSISTS

2

5 times, MR: Jan. 23, 2024 vs. NYR

POINTS

3

Nov. 12, 2017 vs. NJD (with CHI)

PLUS-MINUS

+5

Dec. 5, 2021 at PHI (with TBL)

THE WAY TO SAN JOSE

Signed by Chicago as a free agent on June 7, 2017. Acquired by Tampa Bay along with a 2019 seventh-round selection from Chicago in exchange for Slater Koekkoek and a 2019 fifth-selection pick on January 11, 2019. Signed by Pittsburgh as a free agent on July 13, 2022. Acquired by San Jose along with Mikael Granlund, Mike Hoffman and a first-round selection in the 2024 NHL Draft in exchange for Erik Karlsson, Dillon Hamaliuk and a third-round selection in the 2026 NHL Draft on August 6, 2023.

MILESTONES & ACHIEVEMENTS

NHL FIRSTS

Game: Oct. 5, 2017 vs. PIT (with CHI)
Goal: Oct. 7, 2017 vs. CBJ (with CHI; Joonas Korpisalo)
Assist: Oct. 5, 2017 vs. PIT (with CHI)

STANLEY CUPS

2020: Tampa Bay Lightning
2021: Tampa Bay Lightning

NHL MILESTONES

300th Game: Oct. 24, 2023 at FLA

STREAKS

Games Played: 43
Apr. 29, 2022 - Jan. 14, 2023 (with TBL and PIT)
Games, Goal: 2 (2g, 1a)
2 times, MR: Oct. 20 - Oct. 22, 2022 (with PIT)
Games, Assist: 3 (0g, 3)
Feb. 10 - Feb. 15, 2022 (with TBL)
Games, Point: 5 (3g, 3a)
Jan. 20 - Jan. 30, 2024

INTERNATIONAL

World Championship: Czechia
2017, '19, '24 (Gold)

CAREER HIGHLIGHTS



CAREER HIGHLIGHTS

SEASON	HIGHLIGHTS
2023-24:	<p>Won Gold with Czechia at the World Championship</p> <p>Finished second among Sharks' defensemen with 19 points (5g, 14a) and third in time on ice (1360:43)</p> <p>Registered points (3g, 3a) in a career-long five consecutive games from Jan. 20-30</p> <p>First goal as a Shark on Jan. 20 vs. the Anaheim Ducks, second-career game-winning goal (last: Jan. 12, 2018 vs. Winnipeg Jets with the Chicago Blackhawks)</p> <p>Tied career high in blocked shots (5), twice this season, on Oct. 12 against the Las Vegas Golden Knights and Oct. 26 at Tampa Bay Lightning</p>
2022-23:	<p>Opened the season playing in the team's first 42 games before suffering an injury</p> <p>Scored in consecutive games for the second time in his career</p> <p>Ranked fifth on the team in blocked shots (70), one shy of his personal career high</p>
2021-22:	<p>Set career highs in games played, assists, plus/minus and blocked shots (71)</p> <p>Helped Tampa to the club's third straight Stanley Cup Final appearance</p> <p>Ranked sixth on the team in postseason plus/minus</p>
2020-21:	<p>Won the Stanley Cup with Tampa for the second straight season</p> <p>Finished second among the team's defensemen in plus/minus</p>
2019-20:	Ranked fifth among Tampa Bay defensemen in penalty kill TOI
2018-19:	<p>Represented Czechia at the 2019 World Championships</p> <p>Split season between Tampa and Chicago at the NHL level, and Rockford and Syracuse at the AHL level</p> <p>Appeared in his first postseason series with Tampa Bay, recording two assists</p>
2017-18:	<p>Made NHL debut with Chicago and recorded an assist in his first game</p> <p>Recorded points in his first three career games (2g, 1a)</p> <p>Set a career high in goals and points</p>
2016-17:	Represented Czechia at the 2017 World Championships, recording one assist in eight games and reached the quarterfinals
2015-16:	Finished fifth on the team in points, led all team defensemen in goals, and points, was second in assists
2014-15:	<p>Led the league in goals by a defenseman (11)</p> <p>Helped Pirati to a promotion to Czechia's top tier league by winning the championship</p>
2013-14:	Split season between Pirati in Czechia highest league and SK Kadan in the second tier league
2012-13:	Finished sixth among team defensemen in points
2011-12:	Helped his club win both the U-20 Championship and Czechia's second league championship, to earn a promotion to the top tier league
2010-11:	Led the U-20 league's defensemen in goals (14)

CAREER STATS



49 | SCOTT SABOURIN | F

SHOOTS **RIGHT**
HEIGHT **6-4**
WEIGHT **210**
BORN **JULY 30, 1992** IN **ORLEANS, ONTARIO**
BECAME A SHARK SIGNED BY SAN JOSE AS A FREE AGENT ON **JULY 1, 2023**

CAREER STATS												
SEASON	TEAM	REGULAR SEASON						PLAYOFFS				
		LEAGUE	GP	G	A	PTS	PIM	GP	G	A	PTS	PIM
2009-10	Oshawa	OHL	4	0	1	1	2	-	-	-	-	-
2010-11	Oshawa	OHL	42	6	4	10	75	10	1	2	3	15
2011-12	Oshawa	OHL	55	10	9	19	111	6	0	0	0	10
2012-13	Oshawa	OHL	65	30	20	50	142	9	4	3	7	12
	Manchester	AHL	5	0	1	1	4	3	0	0	0	7
2013-14	Manchester	AHL	69	12	14	26	115	4	0	0	0	0
2014-15	Manchester	AHL	51	5	6	11	138	-	-	-	-	-
2015-16	Ontario	AHL	28	3	2	5	56	-	-	-	-	-
	Manchester	ECHL	3	0	0	0	2	-	-	-	-	-
	Iowa	AHL	14	1	1	2	34	-	-	-	-	-
2016-17	San Diego	AHL	54	8	9	17	147	8	0	0	0	10
2017-18	San Diego	AHL	44	4	3	7	80	-	-	-	-	-
2018-19	Stockton	AHL	43	4	4	8	72	-	-	-	-	-
2019-20	Ottawa	NHL	35	2	4	6	33	-	-	-	-	-
2020-21	Toronto	NHL	1	0	0	0	5	-	-	-	-	-
	Toronto	AHL	6	2	0	2	22	-	-	-	-	-
2021-22	Ottawa	NHL	7	0	2	2	11	-	-	-	-	-
	Belleville	AHL	40	5	12	17	75	2	0	0	0	4
2022-23	Belleville	AHL	51	16	17	33	177	-	-	-	-	-
2023-24	San Jose	NHL	3	0	0	0	9	-	-	-	-	-
	San Jose	AHL	59	18	9	27	192	-	-	-	-	-
SHARKS TOTALS			3	0	0	0	9	-	-	-	-	-
NHL TOTALS			46	2	6	8	58	-	-	-	-	-

For up-to-date 2024-25 NHL stats and career totals, [click here](#)

CAREER SINGLE-GAME HIGHS			
GOALS		ASSISTS	
1		2	
2 times, MR: Feb. 29, 2020 vs. DET (with OTT)		Apr. 23, 2022 vs. MTL (with OTT)	
POINTS		PLUS-MINUS	
2		+2	
Apr. 23, 2022 vs. MTL (with OTT)		Apr. 23, 2022 vs. MTL (with OTT)	

THE WAY TO SAN JOSE
Signed by Los Angeles as a free agent, Oct. 7, 2013. Traded to Minnesota by Los Angeles for Brett Sutter, Feb. 29, 2016. Signed by Anaheim as a free agent, July 2, 2017. Signed by Ottawa as a free agent, Sept. 27, 2019. Signed by Toronto as a free agent, Feb. 7, 2021. Signed by Ottawa as a free agent, Aug. 17, 2021. **Signed by San Jose as a free agent, July 1, 2023.**

MILESTONES & ACHIEVEMENTS

NHL FIRSTS

Game: Oct. 2, 2019 at TOR (with OTT)
Goal: Oct. 2, 2019 at TOR (with OTT; Frederik Andersen)
Assist: Oct. 10, 2019 vs. STL (with OTT)

STREAKS

Games Played: 14
Feb. 15 - Mar. 11, 2020 (with OTT)

CAREER HIGHLIGHTS



CAREER HIGHLIGHTS

SEASON	HIGHLIGHTS
2023-24:	Made his San Jose Sharks debut on Jan. 9 at Toronto and clocked 11:12 time on ice with five hits Ranked third in the AHL in penalty minutes. Was fourth on the Cuda in goals
2022-23:	Ranked fifth on Belleville in goals, seventh in points Set career highs in AHL goals, assists, points, and penalty minutes. Tied his career high in plus/minus (7)
2021-22:	Mostly spent time with Belleville at the AHL level. Despite only appearing in 40 games, his .43 points-per-game was tied for 12th on the team (min. 20 games) Recorded first multi-assist and point game of his career, April 23 vs. MTL
2020-21:	Appeared in one NHL game for Toronto
2019-20:	Made NHL debut at 27 for Ottawa, scoring in his first NHL game on Oct. 2
2018-19:	Co-led Stockton in penalty minutes
2017-18:	Ranked fourth on San Diego in penalty minutes
2016-17:	Appeared in eight postseason games for San Diego Ranked 11th on the team in goals Finished third among league skaters in penalty minutes (147)
2015-16:	Split season in the AHL with Ontario and Iowa (AHL)
2014-15:	Ranked second on Manchester in penalty minutes
2013-14:	Appeared in a career high 69 AHL games
2012-13:	Made AHL debut with Manchester, appearing in five games Set OHL career highs in nearly every offensive category, including games played, goals, assists, points, and plus minus Appeared in nine OHL postseason games, scoring seven points and finished third on the team in the category
2011-12:	Ranked 10th on the Generals in goals Opened the season with goals in consecutive games, 9/23-24
2009-10:	Made OHL debut and recorded his first assist with the team in his third game

CAREER STATS



59 | JIMMY SCHULTD | D

SHOOTS **LEFT**
HEIGHT **6-1**
WEIGHT **205**
BORN **MAY 11, 1995** IN MINNETONKA, MINNESOTA
BECAME A SHARK SIGNED BY SAN JOSE AS A FREE AGENT ON JULY 1, 2024

CAREER STATS												
REGULAR SEASON								PLAYOFFS				
SEASON	TEAM	LEAGUE	GP	G	A	PTS	PIM	GP	G	A	PTS	PIM
2012-13	Omaha	USHL	6	0	2	2	5	-	-	-	-	-
2013-14	Omaha	USHL	57	6	19	25	99	4	1	0	1	2
2014-15	Omaha	USHL	59	13	26	39	48	3	1	1	2	0
2015-16	St. Cloud State	NCAA	41	10	16	26	24	-	-	-	-	-
2016-17	St. Cloud State	NCAA	36	8	11	19	28	-	-	-	-	-
2017-18	St. Cloud State	NCAA	40	10	28	38	36	-	-	-	-	-
2018-19	St. Cloud State	NCAA	39	10	25	35	18	-	-	-	-	-
	Vegas	NHL	1	0	1	1	0	-	-	-	-	-
2019-20	Chicago	AHL	52	6	15	21	42	-	-	-	-	-
2020-21	Henderson	AHL	38	6	8	14	15	5	0	0	0	2
2021-22	Rochester	AHL	61	5	12	17	58	10	1	3	4	4
2022-23	Coachella Valley	AHL	71	8	24	32	31	26	5	4	9	10
2023-24	Coachella Valley	AHL	68	5	19	24	42	18	3	3	6	0
NHL TOTALS			1	0	1	1	0	-	-	-	-	-

For up-to-date 2024-25 NHL stats and career totals, [click here](#)

CAREER SINGLE-GAME HIGHS

ASSISTS

1

Apr. 6, 2019 at LAK (with VGK)

POINTS

1

Apr. 6, 2019 at LAK (with VGK)

THE WAY TO SAN JOSE

Signed as a free agent by Vegas, April 3, 2019. Signed as a free agent by Buffalo, July 28, 2021. Signed as a free agent by Seattle, July 1, 2023.

Signed as a free agent by San Jose, July 1, 2024.

MILESTONES & ACHIEVEMENTS

NHL FIRSTS

Game: Apr. 6, 2019 at LAK (with VGK)
Assist: Apr. 6, 2019 at LAK (with VGK)

CHAMPIONSHIPS

NCAA: 2016 (with St. Cloud State)

CAREER HIGHLIGHTS



CAREER HIGHLIGHTS

SEASON HIGHLIGHTS

2023-24:	<p>Helped Coachella Valley reach the Calder Cup Final for second season in a row</p> <p>Ranked fourth among team defensemen in points and goals</p> <p>Matched his AHL career best in plus/minus (+22)</p>
2022-23:	<p>Led all defensemen in playoff goals</p> <p>Ranked second among team defensemen in goals, was third in points</p> <p>Set AHL career bests in games played, goals, assists, and points</p>
2021-22:	<p>Was named as an alternate captain for Rochester</p> <p>Ranked fourth among Rochester blueliners in points</p>
2020-21:	Led team defensemen in goals, was second in points
2019-20:	Ranked T-12th among AHL rookie defensemen in points, was tied for fourth in goals
2018-19:	<p>Named as a Hobey Baker Finalist for second straight year</p> <p>Named NCHC Player of the Year, NCHC All-Tournament Team, Best Defensive defenseman, First all-Star Team, and NCAA West All-American Team</p> <p>Helped St. Cloud State to a regular season championship for the second consecutive season</p> <p>Ranked seventh among NCAA defensemen in points. Was one of 10 blueliners to reach the double-digit goal threshold</p>
2017-18:	<p>Named as a Hobey Baker Finalist</p> <p>Helped St. Cloud State to a regular season championship</p> <p>Named to NCAA West First All-American Team</p> <p>Ranked third among all defensemen in points, was fourth in assists</p>
2016-17:	<p>Named as Captain for St. Cloud State</p> <p>Was seventh on the team in points, led team defensemen in the category</p>
2015-16:	<p>Won the NCHC Championship as a rookie with St. Cloud St.</p> <p>Named to NCHC All-Rookie Team</p>

CAREER STATS



54 | GIVANI SMITH | F

SHOOTS **LEFT**
HEIGHT **6-2**
WEIGHT **220**
BORN **FEBRUARY 27, 1998** in **TORONTO, ONTARIO**
BECAME A SHARK SIGNED BY SAN JOSE AS A FREE AGENT ON **JULY 1, 2023**

CAREER STATS												
SEASON	TEAM	REGULAR SEASON						PLAYOFFS				
		LEAGUE	GP	G	A	PTS	PIM	GP	G	A	PTS	PIM
2014-15	Barrie	OHL	31	0	4	4	20	-	-	-	-	-
	Guelph	OHL	30	7	8	15	56	9	2	3	5	10
2015-16	Guelph	OHL	65	23	19	42	146	-	-	-	-	-
2016-17	Guelph	OHL	64	26	18	44	139	-	-	-	-	-
	Grand Rapids	AHL	3	0	0	0	2	-	-	-	-	-
2017-18	Guelph	OHL	19	8	3	11	14	-	-	-	-	-
	Kitchener	OHL	27	9	10	19	36	18	11	7	18	22
2018-19	Grand Rapids	AHL	64	6	7	13	86	4	0	2	2	9
2019-20	Detroit	NHL	21	2	1	3	9	-	-	-	-	-
	Grand Rapids	AHL	37	9	10	19	75	-	-	-	-	-
2020-21	Detroit	NHL	16	1	3	4	21	-	-	-	-	-
	Grand Rapids	AHL	25	9	6	15	54	-	-	-	-	-
2021-22	Detroit	NHL	46	4	3	7	108	-	-	-	-	-
2022-23	Detroit	NHL	2	0	0	0	0	-	-	-	-	-
	Grand Rapids	AHL	19	2	3	5	45	-	-	-	-	-
	Florida	NHL	34	1	3	4	72	1	0	0	0	2
	Charlotte	AHL	3	0	0	0	4	-	-	-	-	-
2023-24	San Jose	NHL	36	1	3	4	40	-	-	-	-	-
SHARKS TOTALS			36	1	3	4	40	-	-	-	-	-
NHL TOTALS			155	9	13	22	250	1	0	0	0	2

For up-to-date 2024-25 NHL stats and career totals, [click here](#)

CAREER SINGLE-GAME HIGHS

GOALS

1

9 times, MR: Nov. 16, 2023 vs. STL

ASSISTS

1

13 times, MR: Mar. 7, 2024 vs. NYI

POINTS

2

3 times, MR: Nov. 16, 2023 vs. STL

PLUS-MINUS

+3

Dec. 4, 2021 vs. NYI (with DET)

THE WAY TO SAN JOSE

Selected by Detroit in the 2016 NHL Draft (second round, 46th overall). Traded to Florida by Detroit for Michael Del Zotto, Dec. 19, 2022. **Signed by San Jose as a free agent on July 1, 2023.**

MILESTONES & ACHIEVEMENTS

NHL FIRSTS

Game: Oct. 25, 2019 vs. BUF (with DET)
Goal: Jan. 14, 2020 at NYI (with DET; Thomas Greiss)
Assist: Jan. 7, 2020 vs. MTL (with DET)

NHL MILESTONES

100th Game: Jan. 28, 2023 vs. BOS (with DET)

STREAKS

Games Played: 20
Jan. 3 - Feb. 16, 2023 (with FLA)

CAREER HIGHLIGHTS



CAREER HIGHLIGHTS

SEASON	HIGHLIGHTS
2023-24	<p>Finished the campaign ranked third among Sharks forwards in hits (87)</p> <p>Netted his first goal with San Jose and became the franchise's 300th different goal scorer in team history on Nov. 16 vs. STL. Matched his career best in points (1g, 1a) in the game</p> <p>Made his Sharks debut on Oct. 12 vs. VGK</p>
2022-23	<p>Appeared in 100th NHL game, Jan. 28 vs. BOS</p> <p>Recorded his first point for Florida, Jan. 6 at DET</p>
2021-22	<p>Set career highs in games played, goals, and points. Tied his career high in assists</p> <p>Recorded his first career multi-point game</p>
2020-21	<p>Split season between Detroit and Grand Rapids (AHL)</p> <p>Tied his AHL career high in goals (9)</p>
2019-20	<p>Set AHL career highs in assists and points</p> <p>Made NHL debut with Detroit</p>
2018-19	<p>Appeared in first full AHL season with Grand Rapids</p> <p>Set a career high in games played</p>
2017-18	<p>Finish postseason ranked second on Kitchener in goals (11), fifth in points</p> <p>Ranked seventh on Kitchener in the regular season in points-per-game (.65)</p>
2016-17	<p>Led the OHL in penalty minutes for the second straight season</p> <p>Was only one of two players in the OHL to record at least 40 points and 100 PIM</p> <p>Ranked second on Guelph in goals</p> <p>Set career highs in goals and points</p>
2015-16	<p>Led all OHL skaters in penalty minutes. Was one of three players with at least 20 goals, 40 points and 100 penalty minutes</p> <p>Ranked second on the team in goals and points, fourth in assists</p>
2014-15	<p>Split season between Barrie and Guelph as a rookie</p> <p>Finished second among rookies in penalty minutes</p>

CAREER STATS



2 | WILL SMITH | C

SHOOTS **RIGHT**
HEIGHT **6-0**
WEIGHT **180**
BORN **MARCH 17, 2005** IN **LEXINGTON, MASSACHUSETTS**
BECAME A SHARK **SELECTED BY SAN JOSE IN THE 2023 NHL DRAFT (1ST ROUND, 4TH OVERALL)**

CAREER STATS												
SEASON	TEAM	REGULAR SEASON						PLAYOFFS				
		LEAGUE	GP	G	A	PTS	PIM	GP	G	A	PTS	PIM
2021-22	USNTDP Juniors	USHL	36	14	14	28	28	-	-	-	-	-
	USNTDP U17	NTDP	35	17	20	37	8	-	-	-	-	-
	USNTDP U18	NTDP	28	14	13	27	20	-	-	-	-	-
	USA U18	WJC	4	2	2	4	0	-	-	-	-	-
2022-23	USNTDP Juniors	USHL	20	15	27	42	20	-	-	-	-	-
	USNTDP U18	NTDP	60	51	76	127	28	-	-	-	-	-
	USA U18	WJC	7	9	11	20	2	-	-	-	-	-
2023-24	Boston College	NCAA	41	25	46	71	14	-	-	-	-	-
	USA	WJC	7	4	5	9	0	-	-	-	-	-
	USA	WC	5	0	0	0	0	-	-	-	-	-

For up-to-date 2024-25 NHL stats and career totals, [click here](#)

MILESTONES & ACHIEVEMENTS

SHARKS AWARDS

Prospect of the Year: 2023-24

INTERNATIONAL

World Junior Championship: USA
2024 (Gold)

NCAA AWARDS & HONORS

- Hobey Baker Finalist - 2024
- AHCA East First Team All-America - 2024
- Frozen Four All-Tournament Team - 2024
- Hockey East First All-Star Team - 2024
- Hockey East First All-Rookie Team - 2024
- Hockey East Tournament MVP - 2024
- Hockey East All-Tournament Team - 2024

CAREER HIGHLIGHTS



CAREER HIGHLIGHTS

SEASON HIGHLIGHTS

- 2023-24:** Led the nation with 71 points and 46 assists and finished tied for sixth in the country with 25 goals in 41 games. Was the first skater for Boston College to reach 70 points since Johnny Gaudreau (80) did so in the 2013-14 year.
Broke Boston College's freshman points and assists records and matched the most points (Jack Eichel) by a NCAA U-19 skater since the 1993-94 season
In the Hockey East Tournament, he scored 10 points across three games - nine of which came in the final two games. His five-point, four-goal game in the Final helped capture the Conference Championship
Was the first player to score four goals in the Hockey East title game, and the first freshman to score at least three in the championship deciding contest
His 45 assists rank tied for third all-time in a season for the college and his 71 points is the 10th best in the program's history.
Was a Hobey Baker Memorial Award Finalist, and named to the Frozen Four All-Tournament Team, was the Hockey East All-Tournament MVP honors, and was an AHCA First Team East All-American, Hockey East First All-Star Team
- 2022-23:** Finished his USNTDP career as the second-leading scorer in the program's history with 191 points (82 goals, 109 assists)
Registered the second-highest single-season point total in the program's history with 127 (51 goals, 76 assists)
Earned the Bob Johnson Award from USA Hockey, which recognizes excellence in international hockey competition for a specific season of play
Led the U-18 World Junior Championship with 20 points and nine goals in seven games, helping the US win a Gold Medal
Named the U-18 WJC Most Valuable Player and Best Forward and earned a spot on the tournament's All-Star Team
Had more games with four or more points (10) than with zero (eight) over the course of the season
- 2021-22:** Registered 64 points (31 goals, 33 assists) with the USNTDP U-18 team
Helped the USA win a Silver Medal at the U-18 WJC while playing as an underager, finishing the tournament with four points (two goals, two assists) in four games

CAREER STATS



7 | NICO STURM | C

SHOOTS **LEFT**
HEIGHT **6-3**
WEIGHT **210**
BORN **MAY 3, 1995** in **AUGSBURG, GERMANY**
BECAME A SHARK SIGNED BY SAN JOSE AS A FREE AGENT ON **JULY 13, 2022**

CAREER STATS												
REGULAR SEASON								PLAYOFFS				
SEASON	TEAM	LEAGUE	GP	G	A	PTS	PIM	GP	G	A	PTS	PIM
2013-14	ESV Kaufbeuren U18	DNL	24	13	21	34	20	-	-	-	-	-
	Corpus Christi IceRays	NAHL	21	1	2	3	2	-	-	-	-	-
2014-15	Austin	NAHL	53	11	30	41	28	13	7	6	13	0
	Germany U20	WJC	6	0	0	0	12	-	-	-	-	-
2015-16	Tri-City Storm	USHL	57	14	25	39	47	5	3	3	6	0
2016-17	Clarkson	NCAA	39	8	13	21	37	-	-	-	-	-
2017-18	Clarkson	NCAA	40	14	23	37	14	-	-	-	-	-
2018-19	Clarkson	NCAA	39	14	31	45	29	-	-	-	-	-
	Minnesota	NHL	2	0	0	0	0	-	-	-	-	-
2019-20	Minnesota	NHL	6	0	2	2	0	2	1	0	1	0
	Iowa	AHL	55	12	20	32	18	-	-	-	-	-
2020-21	Minnesota	NHL	50	11	6	17	17	7	1	1	2	0
2021-22	Minnesota	NHL	53	9	8	17	8	-	-	-	-	-
	Colorado	NHL	21	0	3	3	6	13	0	2	2	2
2022-23	San Jose	NHL	74	14	12	26	23	-	-	-	-	-
	Germany	WC	10	6	2	8	2	-	-	-	-	-
2023-24	San Jose	NHL	63	5	8	13	12	-	-	-	-	-
	Germany	WC	6	1	2	3	2	-	-	-	-	-
SHARKS TOTALS			137	19	20	39	35	-	-	-	-	-
NHL TOTALS			269	39	39	78	66	22	2	3	5	2

For up-to-date 2024-25 NHL stats and career totals, [click here](#)

CAREER SINGLE-GAME HIGHS			
GOALS		ASSISTS	
2		2	
2 times, MR: Dec. 7, 2023 at DET		3 times, MR: Apr. 1, 2023 at ARI	
POINTS		PLUS-MINUS	
3		+3	
Jan. 24, 2022 vs. MTL (with MIN)		2 times, MR: Apr. 1, 2023 at ARI	

THE WAY TO SAN JOSE

Signed by Minnesota as a free agent on Apr. 1, 2019. Acquired by Colorado from Minnesota in exchange for Tyson Jost, Mar. 15, 2022. Signed by San Jose as a free agent on July 13, 2022.

MILESTONES & ACHIEVEMENTS

NHL FIRSTS

Game: Apr. 4, 2019 vs. BOS (with MIN)
Goal: Feb. 24, 2021 at COL (with MIN; Philipp Grubauer)
Assist: Dec. 19, 2019 at ARI (with MIN)

STANLEY CUPS

2022: Colorado Avalanche

NHL MILESTONES

200th Game: Apr. 1, 2023 at ARI

STREAKS

Games Played: 71
Dec. 7, 2022 - Nov. 14, 2023
Games, Goal: 2 (MR: 2g, 0a)
4 times, MR: Dec. 9 - Dec. 13, 2022
Games, Assist: 2 (MR: 0g, 2a)
3 times, MR: Jan. 20 - Jan. 22, 2024
Games, Point: 3 (MR: 1g, 2a)
2 times, MR: Jan. 20 - Jan. 23, 2024

CHAMPIONSHIPS

NCAA: 2018-19 (with Clarkson)
USHL: 2015-16 (with Tri-City)

INTERNATIONAL

World Championship: Germany
2023 (Silver), '24
World Junior Championship: Germany
2015

CAREER HIGHLIGHTS



CAREER HIGHLIGHTS

SEASON	HIGHLIGHTS
2023-24:	<p>Finished the season ranked fourth in NHL in face-off win percentage (min. 100 FO; 60.1%) and tied for fourth in even strength face-off win percentage (min. 100 FO; 60.3%)</p> <p>Recorded at least a 60% face-off success rate in 32 of his 63 games, along with at least 50% or better in 51 games this year</p> <p>Was one of only four NHL skaters this year to win at least 60% of his faceoffs (min. 100 FO; Michael McLeod, Jeff Carter, Jamie Benn)</p> <p>Tied a career-high four blocked shots on Oct. 14 against Colorado (last: 4/12/23 at CGY)</p>
2022-23:	<p>Set career highs with 14 goals, 12 assists, 26 points, 119 shots and a 55.8% FOW%</p> <p>Ranked first on the team and T-21st in the NHL in FOW% (55.8%, min. 100 faceoffs)</p> <p>Had the highest single-season FOW% (min. 100 faceoffs) by a Shark since 2017-18 (Barclay Goodrow, 58.8%, min. 100 faceoffs)</p> <p>Reached the 10-goal threshold for the second time in his career, 1/10 @ ARI</p> <p>Scored first goal and first point as a Shark, Oct. 15 vs. CHI</p>
2021-22:	<p>Helped Colorado capture the Stanley Cup</p> <p>Set a career high in assists and points</p> <p>Scored first career shorthanded goal Nov. 24 at NJD</p>
2020-21:	<p>Was ranked T-3rd among NHL rookies in plus/minus, T-10th in goals</p> <p>His first regular season NHL goal was a two-goal game effort</p> <p>Led Minnesota in plus/minus in the postseason</p>
2019-20:	<p>Scored his first career NHL goal in the postseason, Aug. 7 vs VAN</p> <p>Led Iowa rookies in goals and scoring, was T-11th in goals among AHL rookies</p>
2018-19:	<p>Was named Captain for Clarkson University, and led team to the NCAA Championship</p> <p>Named to NCAA East First All-American team, NCAA All-Tournament team, ECAC Best Defensive Forward, ECAC First All-Star Team, and was a Hobey Baker finalist</p> <p>Ranked T-4th among NCAA players in assists</p>
2017-18:	Named ECAC Best Defensive Forward, ECAC Third All-Star Team, and ECAC All-Academic Team
2016-17:	<p>Among Clarkson freshman, ranked 2nd in goals and was T-2nd in points</p> <p>Named to ECAC All-Rookie Team and ECAC All-Academic Team</p>
2015-16:	<p>Helped win the USHL Clark Cup with Tri-City</p> <p>Ranked T-4th in assists, T-6th in points on Tri-City</p>
2014-15:	<p>Appeared in the 2015 World Junior Championship with Germany</p> <p>Ranked 3rd on Austin in points, 2nd in assists. Led team in postseason points</p>

CAREER STATS



26 | JACK THOMPSON | D

SHOOTS **RIGHT**
HEIGHT **6-1**
WEIGHT **180**
BORN **MARCH 19, 2002** IN **COURTICE, ONTARIO**
BECAME A SHARK ACQUIRED BY SAN JOSE ALONG WITH A THIRD-ROUND SELECTION IN THE 2024 NHL DRAFT FROM TAMPA BAY IN EXCHANGE FOR ANTHONY DUCLAIR AND A SEVENTH-ROUND SELECTION IN THE 2025 NHL DRAFT ON MARCH 7, 2024

CAREER STATS												
SEASON	TEAM	REGULAR SEASON						PLAYOFFS				
		LEAGUE	GP	G	A	PTS	PIM	GP	G	A	PTS	PIM
2018-19	Sudbury	OHL	52	6	10	16	18	8	1	4	5	2
2019-20	Sudbury	OHL	63	13	19	32	20	-	-	-	-	-
2020-21	Surhammars IF	HockeyEttan	18	9	9	18	14	-	-	-	-	-
	Syracuse	AHL	1	0	1	1	0	-	-	-	-	-
2021-22	Sudbury	OHL	29	8	15	23	24	-	-	-	-	-
	Soo	OHL	36	13	21	34	10	9	6	8	14	11
	Canada	WJC	7	1	3	4	2	-	-	-	-	-
2022-23	Syracuse	AHL	71	8	15	23	18	5	0	2	2	2
2023-24	Tampa Bay	NHL	1	0	0	0	0	-	-	-	-	-
	Syracuse	AHL	46	5	27	32	12	-	-	-	-	-
	San Jose	NHL	2	0	0	0	0	-	-	-	-	-
	San Jose	AHL	16	1	8	9	4	-	-	-	-	-
SJS TOTALS			2	0	0	0	0	-	-	-	-	-
NHL TOTALS			3	0	0	0	0	-	-	-	-	-

For up-to-date 2024-25 NHL stats and career totals, [click here](#)

THE WAY TO SAN JOSE
Selected by Tampa Bay in the 2020 NHL Draft (third round, 93rd overall). **Acquired by San Jose along with a third-round pick in the 2024 NHL Draft from Tampa Bay in exchange for Anthony Duclair and a seventh-round selection in the 2025 NHL Draft, March 7, 2024.**

MILESTONES & ACHIEVEMENTS

NHL FIRSTS

Game: Jan. 6, 2024 at BOS (with TBL)

STREAKS

Games Played: 2*
Apr. 15 - Apr. 18, 2024 (still active)

INTERNATIONAL

World Junior Championship: Canada
2022 (Gold)

CAREER HIGHLIGHTS



CAREER HIGHLIGHTS

SEASON HIGHLIGHTS

2023-24:	<p>Acquired by San Jose on March 7, went on to appear in the final two games of the season with the Sharks</p> <p>Made his NHL debut on Jan. 6 at BOS (with TBL) and played his first game with the Sharks on Apr. 15 at EDM</p> <p>Tied for sixth among AHL defensemen in assists (35) and 11th among the group in points (41)</p> <p>Participated in the AHL All-Star Classic at Tech CU Arena, representing the Syracuse Crunch</p>
2022-23:	<p>Ranked 13th among AHL rookie blue-liners in scoring with 23 points; tied for sixth in the group with eight goals</p> <p>Registered a pair of multi-point efforts on the season</p> <p>Scored his first AHL goal on Nov. 2 at Rochester</p> <p>Played in five Calder Cup Playoff games and notched a pair of assists</p>
2021-22:	<p>Named to the OHL Second All-Star Team and led league defensemen in goals, finishing the season with 57 points (21 goals, 36 assists), finishing sixth in scoring among OHL blue-liners</p> <p>Won a Gold Medal at the World Junior Championship with Canada, finishing the tournament with four points (one goal, three assists) in seven games</p> <p>Captained the Sudbury Wolves before being traded to Soo during the season</p>
2020-21:	<p>Started the season with Surahammars IF of HockeyEttan in Sweden, leading league U-20 defensemen in goals (nine) and ranking third with 18 points in 18 games</p> <p>Scored goals in three consecutive games from Feb. 10-14, logging a hat trick in the third of those three contests, a 4-0 win</p> <p>Made his AHL debut on May 15, logging an assist and a plus-2 rating on May 15 against Rochester</p>
2019-20:	Led Sudbury defensemen in goals (13) and points (32) and finished second among the group in assists (19)
2018-19:	<p>Registered 16 points (six goals, 10 assists) in his first OHL season</p> <p>Played in six games of the U-17 World Hockey Challenge with Canada's Red squad</p>

CAREER STATS



3 | HENRY THRUN | D

SHOOTS LEFT
HEIGHT 6-2
WEIGHT 205
BORN MARCH 12, 2001 IN SOUTHBOROUGH, MASSACHUSETTS
BECAME A SHARK ACQUIRED BY SAN JOSE FROM ANAHEIM IN EXCHANGE FOR A THIRD-ROUND SELECTION IN THE 2024 NHL DRAFT ON FEB. 28, 2023

CAREER STATS												
SEASON	TEAM	REGULAR SEASON						PLAYOFFS				
		LEAGUE	GP	G	A	PTS	PIM	GP	G	A	PTS	PIM
2015-16	St. Mark's	USHS	30	1	15	16	-	-	-	-	-	-
2016-17	St. Mark's	USHS	28	15	19	34	-	-	-	-	-	-
2017-18	USNTDP Juniors	USHL	34	3	17	20	8	8	2	5	7	2
	U.S. National U17	NTDP	58	7	32	39	12	-	-	-	-	-
	U.S. National U18	NTDP	2	0	0	0	0	-	-	-	-	-
2018-2019	USNTDP	USHL	28	4	19	23	16	-	-	-	-	-
	U.S. National U18	NTDP	64	8	29	37	22	-	-	-	-	-
2019-20	Harvard	NCAA	31	3	18	21	12	-	-	-	-	-
2020-21	Dubuque	USHL	24	8	14	22	4	2	0	0	0	0
	USA U20	WJC	7	0	1	1	4	-	-	-	-	-
2021-22	Harvard	NCAA	35	7	25	32	10	-	-	-	-	-
2022-23	Harvard	NCAA	33	7	24	31	14	-	-	-	-	-
	San Jose	NHL	8	0	2	2	0	-	-	-	-	-
	USA	WC	10	0	0	0	0	-	-	-	-	-
2023-24	San Jose	NHL	51	3	8	11	16	-	-	-	-	-
	San Jose	AHL	18	1	5	6	10	-	-	-	-	-
NHL/SHARKS TOTALS			59	3	10	13	16	-	-	-	-	-

For up-to-date 2023-24 NHL stats and career totals, [click here](#)

CAREER SINGLE-GAME HIGHS

GOALS

1

3 times, MR: Apr. 7 vs. ARI

ASSISTS

2

2 times, MR: Apr. 11, 2024 at SEA

POINTS

2

3 times, MR: Apr. 11, 2024 at SEA

PLUS-MINUS

+2

2 times, MR: Apr. 11, 2024 at SEA

THE WAY TO SAN JOSE

Selected by Anaheim in the 2019 NHL Draft (fourth round, 101st overall). Acquired by San Jose from Anaheim in exchange for a 2024 third-round selection, Feb. 28, 2023.

MILESTONES & ACHIEVEMENTS

NHL FIRSTS

Game: Mar. 30, 2023 vs. VGK
Goal: Jan. 9, 2024 at TOR (Martin Jones)
Assist: Mar. 30, 2023 vs. VGK

SHARKS AWARDS

Rookie of the Year: 2023-24

STREAKS

Games Played: 28*
Feb. 19 - Apr. 18, 2024 (still active)
Games, Point: 2 (MR: 1g, 2a)
2 times, MR: Apr. 6 - Apr. 7, 2024

INTERNATIONAL

World Championship: USA 2023
World Junior Championship: USA 2021 (Gold)

CAREER HIGHLIGHTS



CAREER HIGHLIGHTS

SEASON HIGHLIGHTS

2023-24:	<p>Named Sharks Rookie of the Year</p> <p>Finished 10th among NHL rookie defensemen in points, sixth in time on ice per game and third in shorthanded time on ice</p> <p>Scored his first career NHL goal on Jan. 9 at Toronto</p>
2022-23:	<p>Made NHL debut, March 30 vs. VGK (0g, 2a)</p> <p>Was the second ever Sharks defenseman to register a multi-point outing in his NHL debut (Scott Hannan, Oct. 9, 1998 vs. CGY, 2a)</p> <p>Named ECAC Defensive Defenseman of the Year, First Team All-ECAC, First Team All-Ivy and NCAA East First All-American Team</p> <p>Ranked fourth on Harvard in points and second in assists, and recorded 18 points in his final 18 games for the university</p> <p>Registered five assists in a single game for Harvard, becoming the first Crimson player to do so since Tim Pettit in 2002</p> <p>Represented USA under Head Coach David Quinn at the World Championship, helping the team to a fourth-place finish</p>
2021-22:	<p>Helped Harvard capture the ECAC Championship</p> <p>Named to the NCAA East Second All-American Team, ECAC Second All-Star Team, and All-Ivy First Team</p>
2020-21:	<p>Represented Team USA at the World Junior Championship, winning a gold medal</p> <p>Ranked tenth among USHL skaters in points, second among league defensemen and led USHL blueliners in goals</p> <p>Named to the USHL Third All-Star Team</p>
2019-20:	<p>Named to the ECAC All-Rookie Team, was a ECAC Best Defensive Defenseman finalist</p> <p>Ranked sixth among first year defensemen in points</p> <p>Led Harvard in plus minus (17)</p>
2018-19:	<p>Helped USA to a bronze medal finish at the U-18 World Junior Championship</p> <p>Ranked third among defensemen on the US National U-18 team in points, second in goals</p>
2017-18:	<p>Recorded two assists at the U-17 world Hockey Challenge for USA, earning a gold medal</p> <p>Ranked second among defensemen on the US U-17 National Team in points, led blueliners in goals. Ranked ninth among US skaters in points</p>
2016-17:	<p>Finished second on the team in points, goals, and assists</p>
2015-16:	<p>Ranked seventh on the team in points</p>

CAREER STATS



73 | TYLER TOFFOLI | RW

SHOOTS **RIGHT**
HEIGHT **6-0**
WEIGHT **205**
BORN **APRIL 24, 1992** IN **SCARBOROUGH, ONTARIO**
BECAME A SHARK SIGNED AS A FREE AGENT ON **JULY 1, 2024**

CAREER STATS												
SEASON	TEAM	REGULAR SEASON						PLAYOFFS				
		LEAGUE	GP	G	A	PTS	PIM	GP	G	A	PTS	PIM
2008-09	Ottawa	OHL	54	17	29	46	16	7	2	6	8	4
2009-10	Ottawa	OHL	65	37	42	79	54	12	7	6	13	10
2010-11	Ottawa	OHL	68	57	51	108	33	4	3	5	8	4
	Manchester	AHL	1	1	0	1	0	5	1	0	1	6
2011-12	Ottawa	OHL	65	52	48	100	22	18	11	7	18	21
2012-13	Los Angeles	NHL	10	2	3	5	2	12	2	4	6	0
	Manchester	AHL	58	28	23	51	18	-	-	-	-	-
2013-14	Los Angeles	NHL	62	12	17	29	10	26	7	7	14	10
	Manchester	AHL	18	15	8	23	4	-	-	-	-	-
2014-15	Los Angeles	NHL	76	23	26	49	37	-	-	-	-	-
	Canada	WC	10	2	3	5	2	-	-	-	-	-
2015-16	Los Angeles	NHL	82	31	27	58	20	5	0	1	1	2
2016-17	Los Angeles	NHL	63	16	18	34	22	-	-	-	-	-
2017-18	Los Angeles	NHL	82	24	23	47	16	4	0	0	0	0
2018-19	Los Angeles	NHL	82	13	21	34	23	-	-	-	-	-
2019-20	Los Angeles	NHL	58	18	16	34	16	-	-	-	-	-
	Vancouver	NHL	10	6	4	10	4	7	2	2	4	0
2020-21	Montreal	NHL	52	28	16	44	24	22	5	9	14	6
2021-22	Montreal	NHL	37	9	17	26	4	-	-	-	-	-
	Calgary	NHL	37	11	12	23	10	12	2	3	5	6
2022-23	Calgary	NHL	82	34	39	73	28	-	-	-	-	-
	Canada	WC	10	3	3	6	2	-	-	-	-	-
2023-24	New Jersey	NHL	61	26	18	44	12	-	-	-	-	-
	Winnipeg	NHL	18	7	4	11	2	5	2	0	2	0
NHL TOTALS			812	260	261	521	230	93	20	26	46	24

For up-to-date 2024-25 NHL stats and career totals, [click here](#)

CAREER SINGLE-GAME HIGHS

GOALS

3

6 times, MR: Jan. 22, 2024 vs. VGK (with NJD)

ASSISTS

3

2 times, MR: Mar. 21, 2023 at ANA (with CGY)

POINTS

4

4 times, MR: Mar. 16, 2023 at VGK (with CGY)

PLUS-MINUS

+4

3 times, MR: Nov. 27, 2021 at PIT (with MTL)

THE WAY TO SAN JOSE

Selected by Los Angeles in the 2010 NHL Draft (2nd round, 47th overall). Acquired by Vancouver from Los Angeles in exchange for Tim Schaller, Tyler Madden and a second-round selection in the 2020 NHL Draft as well as a conditional pick in the 2022 NHL Draft on Feb. 17, 2020. Signed as a free agent by Montreal on Oct. 12, 2020. Acquired by Calgary from Montreal in exchange for Tyler Pitlick, Emil Heineman, a first-round selection in the 2022 NHL Draft and a fifth-round pick in the 2023 NHL Draft on Feb. 14, 2022. Acquired by New Jersey from Calgary in exchange for Yegor Sharangovich and a third-round selection in the 2023 NHL Draft on June 27, 2023. Acquired by Winnipeg from New Jersey in exchange for a third-round selection in the 2024 NHL Draft and a second-round selection in the 2025 NHL Draft on March 8, 2024. **Signed as a free agent by San Jose on July 1, 2024.**

MILESTONES & ACHIEVEMENTS

NHL FIRSTS

Game: Mar. 16, 2013 vs. SJS (with LAK)
Goal: Mar. 18, 2013 vs. PHX (with LAK; Mike Smith)
Assist: Mar. 18, 2013 vs. PHX (with LAK)

STANLEY CUP

2014: Los Angeles Kings

NHL MILESTONES

800th Game: Mar. 21, 2024 at NJD (with WPG)
700th Game: Apr. 23, 2022 vs. CAR (with CGY)
600th Game: Mar. 11, 2021 at CGY (with MTL)
500th Point: Jan. 27, 2024 at TBL (goal, with NJD)
400th Point: Mar. 8, 2022 vs. COL (goal, with CGY)
300th Point: Nov. 9, 2019 vs. LAK (assist, with VAN)
200th Goal: Dec. 23, 2022 vs. BOS (with CGY)
100th Point: Mar. 29, 2015 at NYI (goal, with LAK)

STREAKS

Games Played: 207
Feb. 4, 2017 - Oct. 27, 2019 (with LAK)
Games, Goal: 4 (MR: 4g, 0a)
2 times, MR: Apr. 21 - Apr. 26, 2021 (with MTL)
Games, Assist: 4 (MR: 0g, 5a)
3 times, MR: Dec. 31, 2022 - Jan. 8, 2023 (with CGY)
Games, Point: 6 (MR: 3g, 4a)
7 times, MR: Feb. 15 - Feb. 24, 2024 (with WPG)

INTERNATIONAL

World Championship: Canada
2015 (Gold), '23 (Gold)

CAREER HIGHLIGHTS



CAREER HIGHLIGHTS

SEASON	HIGHLIGHTS
2023-24:	<p>Logged his second consecutive season with 30 or more goals, lighting the lamp 33 times in 79 games with NJD and WPG</p> <p>Surpassed the 50-point mark (33 goals, 22 assists) for the third time in his career, second-straight campaign</p> <p>Played in his 800th NHL game on Mar. 21 at NJD</p>
2022-23:	<p>Set career highs with 73 points, 34 goals and 39 assists while playing in all 82 games for the fourth time in his career</p> <p>Led Calgary in points and goals</p> <p>Recorded his 400th NHL point on Nov. 1 vs. SEA (goal)</p> <p>Matched his career high with three assists on Mar. 21 at ANA</p> <p>Scored his 30th goal of the season on Mar. 25 vs. SJS</p> <p>Won a Gold Medal at the IIHF World Championship while captaining Canada, finishing the tournament with six points (three goals, three assists)</p>
2021-22:	<p>Was traded by MTL to CGY on Feb. 14</p> <p>Finished the year with 20 goals and 29 assists in 74 games, 37 with each club</p>
2020-21:	<p>Led Montreal with 44 points, 28 goals and seven power play goals in 52 regular season games</p> <p>Finished second on Montreal in postseason scoring with 14 points (five goals, nine assists) in 22 postseason games, helping the Canadiens reach the Stanley Cup Final for the first time since 1992-93</p>
2019-20:	Became the first player in NHL history to register a hat trick in an outdoor game with three vs. COL in a Stadium Series contest, Feb. 15
2018-19:	<p>Tied for the Los Angeles team lead with three game-winning goals</p> <p>Played in his 400th career game on Nov. 29, 2018 at EDM</p>
2017-18:	<p>Finished third on LAK with 24 goals and tied for third with six power play goals</p> <p>Appeared in 82 games for the second time in his career</p>
2016-17:	Finished fifth among Kings forwards with 34 points (16 goals, 18 assists)
2015-16:	<p>Led the Kings with 31 goals, co-led with nine power play tallies and finished third on LAK with 58 points</p> <p>Led the NHL with a plus-35 rating</p>
2014-15:	<p>Played in his 100th career NHL game on Dec. 9, 2014 at BUF</p> <p>Ranked third on Los Angeles with 49 points and 23 goals, fifth with 26 assists</p> <p>Won Gold at the IIHF World Championship with Canada, registering five points (two goals, three assists) in 10 games at the tournament</p>
2013-14:	<p>Tied for 12th among NHL rookies with 29 points (12 goals, 17 assists) in the regular season</p> <p>Led NHL rookies in playoff scoring with 14 points and was tops with seven goals, helping the Kings win the Stanley Cup</p> <p>Registered the primary assist on the Stanley Cup-clinching, overtime goal</p>
2012-13:	<p>Made his NHL debut on Mar. 16 vs. SJS. Registered his first NHL goal on Mar. 18 vs. PHX, his first career multi-point game (1g, 1a)</p> <p>Named AHL Rookie of the Year and earned places on the AHL All-Rookie Team and in the AHL All-Star Classic, finishing with 51 points (28 goals, 23 assists) in 58 games with Manchester</p>
2011-12:	Selected to the OHL First All-Star Team after leading the league in goals (52) and finishing tops in scoring among league RWs
2010-11:	Named to the OHL First All-Star Team after leading the league in points (108) and goals (57)
2009-10:	<p>Chosen for the CHL Top Prospects Game</p> <p>Selected to play in the OHL All-Star Game</p>
2008-09:	Named to the OHL First All-Rookie Team

CAREER STATS



41 | VITEK VANECEK | G

CATCHES LEFT
HEIGHT 6-2
WEIGHT 185
BORN JANUARY 9, 1996 IN HAVLICKUV BROD, CZECHIA
BECAME A SHARK ACQUIRED BY SAN JOSE ALONG WITH A SEVENTH-ROUND SELECTION IN THE 2025 NHL DRAFT FROM NEW JERSEY IN EXCHANGE FOR KAAPO KÄHKÖNEN ON MARCH 8, 2024

CAREER STATS																
SEASON	TEAM	REGULAR SEASON								PLAYOFFS						
		LEAGUE	GP	W-L-O	MINS	GA	SO	GAA	SV%	GP	W-L	MINS	GA	SO	GAA	SV%
2013-14	Bili Tygri Liberec U-20	Czechia U-20	38	-	-	-	-	2.64	.921	4	1-3	-	-	0	4.23	.899
	HC Benatky nad Jizerou	Czechia 2	1	0-1-0	-	-	0	3.05	.906	-	-	-	-	-	-	-
	Czechia U-18	WJC-18	7	4-2-0	-	-	0	2.74	.897	-	-	-	-	-	-	-
2014-15	Bili Tygri Liberec U-20	Czechia U-20	4	-	-	-	-	3.60	.919	-	-	-	-	-	-	-
	Bili Tygri Liberec	Czechia	2	0-2-0	-	-	0	1.50	.943	4	1-3	-	-	0	3.26	.870
	HC Benatky nad Jizerou	Czechia 2	20	10-10-0	-	-	0	2.24	.925	5	2-3	-	-	0	2.77	.902
2015-16	Czechia U-20	WJC	3	1-2-0	-	-	0	4.31	.829	-	-	-	-	-	-	-
	Hershey	AHL	1	1-0-0	65	1	0	0.92	.962	-	-	-	-	-	-	-
	South Carolina	ECHL	32	18-7-6	1867	63	4	2.03	.917	11	6-4	624	24	1	2.31	.914
2016-17	Hershey	AHL	39	18-10-7	2147	91	5	2.54	.909	4	1-2	196	9	0	2.75	.910
2017-18	Hershey	AHL	32	12-13-2	1695	86	2	3.04	.888	-	-	-	-	-	-	-
	South Carolina	ECHL	2	1-1-0	119	4	0	2.01	.935	-	-	-	-	-	-	-
2018-19	Hershey	AHL	38	21-10-6	2220	97	2	2.62	.907	4	1-3	241	9	1	2.25	.935
2019-20	Hershey	AHL	31	19-10-1	1832	69	2	2.26	.917	-	-	-	-	-	-	-
2020-21	Washington	NHL	37	21-10-4	2115	95	2	2.69	.908	1	0-0	13	1	0	4.56	.750
2021-22	Washington	NHL	42	20-12-6	2317	103	4	2.67	.908	2	1-1	100	7	0	4.21	.863
	Hershey	AHL	1	0-1-0	59	2	0	2.03	.913	-	-	-	-	-	-	-
2022-23	New Jersey	NHL	52	33-11-4	2916	119	3	2.45	.911	7	1-3	272	21	0	4.64	.825
2023-24	New Jersey	NHL	32	17-9-3	1792	95	0	3.18	.890	-	-	-	-	-	-	-
NHL TOTALS			163	91-42-17	9140	412	9	2.70	.905	10	2-4	385	29	0	4.52	.834

For up-to-date 2024-25 NHL stats and career totals, [click here](#)

CAREER SINGLE-GAME HIGHS

SHOTS FACED

48

Jan. 24, 2021 vs. BUF (with WSH)

SAVES

45

Jan. 24, 2021 vs. BUF (with WSH)

GOALS ALLOWED

5

11 times, MR: Jan. 22, 2024 vs. VGK (with NJD)

THE WAY TO SAN JOSE

Selected by Washington in the 2014 NHL Draft (second round, 39th overall). Claimed by Seattle from Washington in Expansion Draft, July 21, 2021. Acquired by Washington from Seattle in exchange for a second-round selection in the 2023 NHL Draft, July 28, 2021. Acquired along with a second-round selection in the 2022 NHL Draft by New Jersey from Washington in exchange for a second-round and a third-round selection in the 2022 NHL Draft, July 8, 2022. **Acquired along with a seventh-round selection in the 2025 NHL Draft by San Jose from New Jersey in exchange for Kaapo Kahkonen, March 8, 2024.**

MILESTONES & ACHIEVEMENTS

NHL FIRSTS

Game: Jan. 15, 2021 at BUF (with WSH)
Win: Jan. 15, 2021 at BUF (with WSH)
Shutout: Mar. 15, 2021 at BUF (with WSH)

NHL MILESTONES

100th Game: Dec. 20, 2022 at CAR (with NJD)

NHL AWARDS

Three Stars of the Month: Nov. 2022
Second Star (with NJD)
Rookie of the Month: Jan. 2021 (with WSH)

STREAKS

Wins: 10
Dec. 30, 2022 - Feb. 6, 2023 (with NJD)
Games Without Regulation Loss: 13
Dec. 30, 2022 - Feb. 18, 2023 (with NJD)
Starts: 8
Jan. 19 - Feb. 4, 2021 (with WSH)
Shutout: 100:57
Jan. 24 - Feb. 1, 2022 (with WSH)

INTERNATIONAL

World Junior Championship: Czechia 2015, '16

CAREER HIGHLIGHTS



CAREER HIGHLIGHTS

SEASON	HIGHLIGHTS
2023-24:	Led Devils netminders with 17 wins, eight more than the next-closest on the club, despite suffering a season-ending injury in early February Made a season-high 36 saves on Jan. 27 at TBL
2022-23:	Set career bests with 52 games played, 48 starts, 33 wins, a 2.45 GAA and .911 SV% Logged a career-long winning streak of 10 games from Dec. 30 - Feb. 6, registering a 2.24 GAA and .925 SV% in that span, part of a career-long streak of 13 consecutive starts without a regulation loss (12-0-1) Was named NHL Second Star of the Month in November after going 8-1-0 with a 2.13 GAA and .930 SV% Became just the second goaltender in Devils history to record 30 wins in a season, joining Martin Brodeur
2021-22:	Posted a career-best four shutouts while reaching the 20-win mark for the second consecutive season Registered a season-high 40 saves on Dec. 17 at WPG Played in two Stanley Cup Playoff games, going 1-1 in the first round
2020-21:	Went 21-10-4 in his rookie season Was named NHL Rookie of the Month in January after going 5-0-2 with a 2.78 GAA and .918 SV% in that span, becoming just the 11th goalie in NHL history to start his NHL career with a point streak of seven or more games Made his NHL debut on Jan. 15 at BUF, earning a win with 31 saves on 32 shots faced
2019-20:	Finished fifth among qualified goaltenders in the AHL with a 2.26 GAA and was 10th in the group with a .917 SV% Had the eighth-most wins in the AHL with 19
2018-19:	Registered a seven-game winning streak from Jan. 13 - Feb. 22 Appeared in four Calder Cup Playoff contests and logged a 39-save shutout at Bridgeport on Apr. 20
2017-18:	Posted two shutouts and finished the year 12-13-2
2016-17:	Finished third among AHL rookie netminders with a 2.54 GAA, was sixth in wins (18) and eighth in SV% (.909) Tied for second in the AHL with five shutouts
2015-16:	Was a member of the ECHL All-Rookie Team after going 18-7-6 with a 2.03 GAA, .917 SV% and four shutouts Made his AHL debut with Hershey on Apr. 17, stopping 25 of 26 shots faced in a win Represented Czechia at the World Junior Championship, going 2-3-0 with a 2.73 GAA, .881 SV% and one shutout
2014-15:	Spent most of the season in Czechia's second league, going 10-10-0 with a 2.24 GAA and .925 SV% Ranked second among U-21 goaltenders in the Czech second league with a .925 SV% (min. 10 GP) Played in two games in Czechia's top league, posting a 1.50 GAA and .943 SV% Competed for Czechia in the World Junior Championship, finishing the tournament with three games played, a 4.31 GAA and .829 SV%
2013-14:	Appeared in 38 games in Czechia's junior league, logging a 2.64 GAA and .921 SV% Won a Silver Medal with Czechia at the U-18 World Junior Championship, going 4-2-0 with a 2.74 GAA and .897 SV% at the tournament

CAREER STATS



44 | MARC-EDOUARD VLASIC | D

SHOOTS LEFT
HEIGHT 6-1
WEIGHT 205
BORN MARCH 30, 1987 IN MONTREAL, QUEBEC
BECAME A SHARK SELECTED BY SAN JOSE IN THE 2005 NHL DRAFT (2ND ROUND, 35TH OVERALL)

CAREER STATS												
SEASON	TEAM	REGULAR SEASON						PLAYOFFS				
		LEAGUE	GP	G	A	PTS	PIM	GP	G	A	PTS	PIM
2003-04	Quebec	QMJHL	41	1	9	10	4	5	0	1	1	0
2004-05	Quebec	QMJHL	70	5	25	30	33	13	2	7	9	2
2005-06	Quebec	QMJHL	66	16	57	73	57	23	5	24	29	10
2006-07	San Jose	NHL	81	3	23	26	18	11	0	1	1	2
2007-08	San Jose	NHL	82	2	12	14	24	13	0	1	1	0
	Worcester	AHL	1	0	2	2	0	-	-	-	-	-
2008-09	San Jose	NHL	82	6	30	36	42	6	0	1	1	0
	Canada	WC	5	0	0	0	2	-	-	-	-	-
2009-10	San Jose	NHL	64	3	13	16	33	15		3	3	4
2010-11	San Jose	NHL	80	4	14	18	18	18	0	3	3	4
2011-12	San Jose	NHL	82	4	19	23	40	5	0	0	0	2
2012-13	San Jose	NHL	48	3	4	7	29	11	1	1	2	6
2013-14	San Jose	NHL	81	5	19	24	38	5	1	2	3	0
	Canada	Olympics	6	0	0	0	0	-	-	-	-	-
2014-15	San Jose	NHL	70	9	14	23	23	-	-	-	-	-
2015-16	San Jose	NHL	67	8	31	39	48	24	1	11	12	12
2016-17	San Jose	NHL	75		22	28	35	6	0	3	3	2
	Canada	W. Cup	6	0	4	4	4	-	-	-	-	-
	Canada	WC	10	1	1	2	6	-	-	-	-	-
2017-18	San Jose	NHL	81	11	21	32	34	10	0	2	2	6
	Canada	WC	6	1	0	1	0	-	-	-	-	-
2018-19	San Jose	NHL	72	3	22	25	10	19	3	5	8	4
2019-20	San Jose	NHL	70	5	10	15	10	-	-	-	-	-
2020-21	San Jose	NHL	51	1	5	6	8	-	-	-	-	-
2021-22	San Jose	NHL	75	3	11	14	18	-	-	-	-	-
2022-23	San Jose	NHL	78	1	17	18	16	-	-	-	-	-
2023-24	San Jose	NHL	57	6	6	12	26	-	-	-	-	-
NHL/SHARKS TOTALS			1,296	83	293	376	470	142	6	33	39	42

For up-to-date 2024-25 NHL stats and career totals, [click here](#)

CAREER SINGLE-GAME HIGHS

GOALS

2

Jan. 16, 2016 vs. DAL

ASSISTS

3

3 times, MR: Nov. 20, 2011 at COL

POINTS

4

Nov. 17, 2011 vs. DET

PLUS-MINUS

+5

2 times, MR: Mar. 11, 2014 vs. TOR

MILESTONES & ACHIEVEMENTS

NHL FIRSTS

Game: Oct. 5, 2006 vs. STL
Goal: Nov. 22, 2006 vs. LAK (Dan Cloutier)
Assist: Oct. 23, 2006 at CBJ

NHL MILESTONES

1,200th Game: Jan. 1, 2023 at CHI
300th Point: Feb. 24, 2019 at DET
200th Assist: Apr. 6, 2017 vs. EDM

NHL AWARDS

NHL All-Rookie Team: 2006-07
NHL Player of the Week:
Nov. 14-20, 2011 (Second Star)

SHARKS AWARDS

Sharks Rookie of the Year: 2006-07
Sharks Player of the Month:
Oct. 2011, Oct. 2013, Nov. 2014, Jan. 2018

STREAKS

Games Played: 253
Jan. 15, 2007 - Jan. 28, 2010
Games, Goal: 3 (3g, 0a)
Jan. 27 - Jan. 31, 2024
Games, Assist: 8 (0g, 8a)
Jan. 26 - Feb. 16, 2016
Games, Point: 8 (0g, 8a)
Jan. 26 - Feb. 16, 2016

INTERNATIONAL

Olympics: Canada
2014 (Gold)
World Championship: Canada
2009 (Silver), '12 (Silver), '17, '18
World Cup: Canada
2006 (Gold)

CAREER HIGHLIGHTS



CAREER HIGHLIGHTS

SEASON	HIGHLIGHTS
2023-24	Passed Jari Kurri for 100th all-time in NHL games played (1,252), Nov. 14 vs. FLA Logged a career-long, three-game goal streak from Jan. 27-31 (3g) Finished the season ranked 21st all-time in games played by a defenseman (1,296), 74th among all-time NHL skaters
2022-23	Finished third on the team in blocked shots (116) Was assessed his first penalty of the season (holding against Phillip Danault) in his 43rd game, had been the only defenseman this season to appear in 30+ games without taking a penalty, Jan. 11 at LAK Recorded a four-game point streak (1g, 3a), Dec. 31-Jan. 7 1,200th NHL game, became the second defenseman to score in their 1,200th NHL game (other: Duncan Keith), Jan. 1 at CHI Earned an assist, the 100th point by a SJS defenseman this season, becoming the first team to reach that mark, Dec. 31 at DAL Set the regular season franchise record for overtime TOI in one game (4:04, tracked since 1997-98), Nov. 1 vs. ANA
2021-22	Ranked third among SJS defensemen in points, fifth in blocked shots Passed J. Thornton (1,105) for second-most games played in franchise history, Dec. 5 at Columbus Became the third player to appear in 1,100 games with the Sharks and the 17th active player to play in 1,100 games, Nov. 26 vs Toronto Played in his 16th season with the Sharks, which is second all-time in franchise history (Patrick Marleau - 21)
2020-21	4th on SJS in blocked shots (64), 3rd in SH TOI (116:31) Became the 7th skater to reach at least 1,800 blocked shots in his career since the NHL started tracking blocked shots
2019-20	Ranked 1st on San Jose in shorthanded time on ice (195:54) and 3rd in time on ice per game (20:18) Ranked 2nd on San Jose in blocked shots (97). Since his NHL debut in 2006-07, he ranks 6th in NHL in blocked shots (1,766)
2018-19	Ranked 2nd on San Jose in blocked shots (114) Became the first Sharks defenseman to reach 900 games with the franchise and 2nd player to log 900 games while being drafted by San Jose (Marleau) Set a career high in postseason goals and ranked 2nd among Sharks defensemen and T-3rd among NHL defensemen (3)
2017-18	Led the Sharks and ranked 7th in the NHL in blocked shots (174) Ranked 2nd among San Jose defensemen in goals (a career high) Led the Sharks in shorthanded time on ice per game (2:48) and 2nd in overall ice time per game (22:32) Despite playing against the opponents' top players each night, took only two minor penalties all season
2016-17	Finished 2nd on the Sharks in average time on ice per game (21:14), and ranked 2nd amongst Sharks defensemen in points, goals, assists (tied), shots on goal (144), and game-winning goals (2) Helped Canada win the 2016 World Cup of Hockey and the 2017 World Championship gold medal as the team's alternate captain
2015-16	Set a Sharks franchise record for longest point streak by a defenseman (8 games, tied w/Burns) Set a career high in points and ranked 2nd on the team in average time on ice per game (23:07) Led all skaters in plus/minus during the playoffs (+14) and T-4th in scoring amongst blueliners
2014-15	Set a career high in goals scored and led all Sharks skaters with a plus-12 rating Had his number retired by his junior club, the Quebec Remparts (QMJHL) Became the third defenseman in franchise history to score back-to-back game-winning goals with his tallies on Jan. 6 at Minnesota and Jan. 5 at Winnipeg
2013-14	Ranked T-9th in the NHL in plus/minus (+31) while finishing 12th in voting for the Norris Trophy and the NHL Postseason All-Star Team Finished 20th in voting for the Lady Byng Trophy Helped Canada win the gold medal at the 2014 Winter Olympics
2012-13	Became the second player from the 2005 NHL Draft to play in 500 career games (Anze Kopitar)
2011-12	Led the team and ranked 12th in the league in blocked shots (171)
2009-10	Recorded his first career fighting major on Nov. 20 against Daniel Briere of Philadelphia
2006-07	Named to the NHL All-Rookie Team with Matt Carle, becoming just the second pair of defensive teammates to be named to the squad in the same season (Nicklas Lidstrom and Vladimir Konstantinov in 1991) Was the youngest defenseman to play in the NHL in 2006-07 Became the youngest defenseman to make the Sharks roster out of training camp since Brad Stuart in 1999
2005-06	Helped Quebec win the Memorial Cup, leading all QMJHL defensemen in points during the playoffs
OTHER	Since his debut in 2006-07 with the team, Vlasic has appeared in 87.2% of the team's games and has appeared in the eighth-most NHL games among league skaters during that span Skated in his 1,200th career NHL game, 1/1/23 @ CHI and became the fifth defenseman in NHL history to reach the milestone with one franchise, and the first defenseman in Sharks history to do so He ranks second amongst all players from the 2005 draft class in games played and 11th in plus-minus (92) Among Sharks all-time defensemen, ranks first in games played and plus-minus, second in goals, assists and points

CAREER STATS



96 | JAKE WALMAN | D

SHOOTS LEFT
HEIGHT 6-1
WEIGHT 215
BORN FEBRUARY 20, 1996 IN TORONTO, ONTARIO
BECAME A SHARK ACQUIRED BY SAN JOSE ALONG WITH A SECOND-ROUND SELECTION IN THE 2024 NHL DRAFT FROM DETROIT IN EXCHANGE FOR FUTURE CONSIDERATIONS

CAREER STATS												
SEASON	TEAM	REGULAR SEASON						PLAYOFFS				
		LEAGUE	GP	G	A	PTS	PIM	GP	G	A	PTS	PIM
2014-15	Providence	NCAA	41	1	15	16	44	-	-	-	-	-
2015-16	Providence	NCAA	27	13	15	28	20	-	-	-	-	-
2016-17	Providence	NCAA	39	7	18	25	42	-	-	-	-	-
	Chicago	AHL	7	2	1	3	2	8	2	1	3	2
2017-18	Chicago	AHL	40	2	11	13	14	-	-	-	-	-
	Binghamton	AHL	19	2	5	7	10	-	-	-	-	-
2018-19	San Antonio	AHL	66	3	10	13	48	-	-	-	-	-
2019-20	St. Louis	NHL	1	0	0	0	0	-	-	-	-	-
	San Antonio	AHL	57	8	19	27	32	-	-	-	-	-
2020-21	St. Louis	NHL	24	1	1	2	8	1	0	0	0	0
2021-22	St. Louis	NHL	32	3	3	6	6	-	-	-	-	-
	Detroit	NHL	19	0	4	4	4	-	-	-	-	-
2022-23	Detroit	NHL	63	9	9	18	45	-	-	-	-	-
2023-24	Detroit	NHL	63	12	9	21	44	-	-	-	-	-
NHL TOTALS			202	25	26	51	107	1	0	0	0	0

For up-to-date 2024-25 NHL stats and career totals, [click here](#)

CAREER SINGLE-GAME HIGHS

GOALS

2

Dec. 29, 2023 vs. NSH (with DET)

ASSISTS

2

Nov. 30, 2023 vs. CHI (with DET)

POINTS

3

Dec. 29, 2023 vs. NSH (with DET)

PLUS-MINUS

+3

8 times, MR: Feb. 27, 2024 vs. WSH (with DET)

THE WAY TO SAN JOSE
Selected by St. Louis in the 2014 NHL Draft (third round, 82nd overall). Acquired by Detroit along with Oskar Sundqvist and a second round selection in the 2023 NHL Draft from St. Louis in exchange for Nick Leddy and Luke Witkowski, Mar. 21, 2022. **Acquired by San Jose along with a second-round selection in the 2024 NHL Draft (53rd overall) in exchange for future considerations.**

MILESTONES & ACHIEVEMENTS

NHL FIRSTS

Game: Jan. 4, 2020 at VGK (with STL)
Goal: Apr. 7, 2021 vs. VGK (with STL; Marc-Andre Fleury)
Assist: Apr. 9, 2021 vs. MIN (with STL)

NHL MILESTONES

200th Game: Mar. 17, 2024 at PIT (with DET)
100th Game: Jan. 12, 2023 vs. TOR (with DET)

STREAKS

Games Played: 47
Feb. 16 - Nov. 22, 2023 (with DET)
Games, Goal: 2 (MR: 3g, 1a)
2 times, MR: Dec. 29 - Dec. 31, 2023 (with DET)
Games, Assist: 3 (Og, 3a)
Apr. 2 - Apr. 6, 2023 (with DET)
Games, Point: 4 (3g, 1a)
Jan. 7 - Jan. 14, 2023 (with DET)

CAREER HIGHLIGHTS



CAREER HIGHLIGHTS

SEASON	HIGHLIGHTS
2023-24:	Matched his career best in games played and assists, set career highs in goals and points First career two-goal game and three-point night, 12/29 vs NSH
2022-23:	Set career highs in games played and plus/minus Recorded a career best four-game point streak, 1/7-1/14/23 (3g, 1a) First career overtime game-winning goal, 12/28 @ PIT
2021-22:	Split season between St. Louis and Detroit Following his trade to the Red Wings on Mar. 21, finished second on the team in blocked shots (32) and T-6th on the team in hits through the end of the season
2020-21:	Recorded two points across 24 games Made postseason debut with St. Louis
2019-20:	Primarily appeared with San Antonio (AHL), finished second among team defensemen in points and was fourth among club skaters in assists
2018-19:	Fifth on San Antonio in PIM (48) Set an AHL career best in games played (66)
2017-18:	Split season between Chicago and Binghamton Recorded his second two-assist game of the season with Chicago, 12/17/17
2016-17:	Named to the NCAA East Second All-American Team, Hockey East First All-Star Team for second straight season Made AHL debut with Chicago. Appeared in eight post season games
2015-16:	Named to the NCAA East Second All-American Team, Hockey East First All-Star Team
2014-15:	Helped Providence College capture the NCAA title for the first time in the school's history

CAREER STATS



21 | ALEXANDER WENNBERG | C

SHOOTS LEFT
HEIGHT 6-2
WEIGHT 190
BORN SEPTEMBER 22, 1994 IN STOCKHOLM, SWEDEN
BECAME A SHARK SIGNED AS A FREE AGENT ON JULY 1, 2024

CAREER STATS												
SEASON	TEAM	REGULAR SEASON						PLAYOFFS				
		LEAGUE	GP	G	A	PTS	PIM	GP	G	A	PTS	PIM
2012-13	Djugardens J20	J20 SuperElit	2	1	1	2	0	1	0	1	1	0
	Dugarden IF	HockeyAllsvenskan	46	14	18	32	14	-	-	-	-	-
	Sweden	WJC	6	2	1	3	0	-	-	-	-	-
2013-14	Frolunda HC	SHL	50	16	5	21	8	7	1	0	1	0
	Sweden	WJC	7	3	4	7	2	-	-	-	-	-
2014-15	Columbus	NHL	68	4	16	20	22	-	-	-	-	-
	Springfield	AHL	6	0	3	3	12	-	-	-	-	-
2015-16	Columbus	NHL	69	8	32	40	2	-	-	-	-	-
	Sweden	WC	8	1	7	8	4	-	-	-	-	-
2016-17	Columbus	NHL	80	13	46	59	21	5	0	1	1	2
2017-18	Columbus	NHL	66	8	27	35	12	3	1	1	2	0
2018-19	Columbus	NHL	75	2	23	25	12	4	0	0	0	0
	Sweden	WC	6	3	7	10	0	-	-	-	-	-
2019-20	Columbus	NHL	57	5	17	22	16	10	3	2	5	2
2020-21	Florida	NHL	56	17	12	29	8	6	1	1	2	0
2021-22	Seattle	NHL	80	11	26	37	28	-	-	-	-	-
2022-23	Seattle	NHL	82	13	25	38	20	14	2	5	7	2
2023-24	Seattle	NHL	60	9	16	25	14	-	-	-	-	-
	N.Y. Rangers	NHL	19	1	4	5	0	16	1	1	2	4
NHL TOTALS			712	91	244	335	155	58	8	11	19	10

For up-to-date 2024-25 NHL stats and career totals, [click here](#)

CAREER SINGLE-GAME HIGHS

GOALS

3

2 times, MR: May 8, 2021 vs. TBL (with FLA)

ASSISTS

4

Nov. 4, 2016 vs. MTL (with CBJ)

POINTS

4

2 times, MR: Mar. 12, 2018 vs. MTL (with CBJ)

PLUS-MINUS

+6

Mar. 27, 2018 at EDM (with CBJ)

THE WAY TO SAN JOSE
Selected by Columbus in the 2013 NHL Draft (first round, 14th overall). Signed as a free agent by Florida, Oct. 9, 2020. Signed as a free agent by Seattle, July 28, 2021. Acquired by the New York Rangers from Seattle in exchange for a second-round selection in the 2024 NHL Draft and a conditional selection in the 2025 NHL Draft, March 6, 2024. **Signed as a free agent by San Jose, July 1, 2024.**

MILESTONES & ACHIEVEMENTS

NHL FIRSTS

Game: Oct. 9, 2014 at BUF (with CBJ)
Goal: Dec. 22, 2014 vs. NSH (with CBJ; Pekka Rinne)
Assist: Oct. 9, 2014 at BUF (with CBJ)

NHL MILESTONES

700th Game: Mar. 19, 2024 vs. WPG (with NYR)
600th Game: Jan. 28, 2023 vs. CBJ (with SEA)
500th Game: Dec. 15, 2021 at ANA (with SEA)
400th Game: Jan. 6, 2021 at LAK (with FLA)
300th Game: Nov. 10, 2018 vs. NYR (with CBJ)
300th Point: Mar. 11, 2023 vs. DAL (goal; with SEA)
200th Game: Mar. 4, 2017 at OTT (with CBJ)
200th Point: Mar. 7, 2020 at EDM (assist; with FLA)
200th Assist: Dec. 19, 2022 vs. STL (with SEA)
100th Game: Jan. 12, 2016 at NYI (with CBJ)
100th Point: Jan. 24, 2017 at NYI (assist; with CBJ)

STREAKS

Games Played: 162
Mar. 19, 2022 - Mar. 2, 2024 (with SEA)
Games, Goal: 3 (3g, 1a)
Feb. 7 - Feb. 11, 2021 (with FLA)
Games, Assist: 5 (1g, 6a)
Nov. 4 - Nov. 13, 2021 (with SEA)
Games, Point: 6 (2g, 5a)
Dec. 22, 2016 - Jan. 3, 2017 (with CBJ)

INTERNATIONAL

World Championship: Sweden 2016, '19
World Junior Championship: Sweden 2013 (Silver), '14 (Silver)

CAREER HIGHLIGHTS



CAREER HIGHLIGHTS

SEASON HIGHLIGHTS

2023-24:	Split the season between Seattle and the New York Rangers, posting 30 points (10 goals, 20 assists) Has hit the 30-point mark in three consecutive seasons, matching the longest such run of his career (previous: 2015-16 - 2017-18) Finished 30th among NHL forwards in shorthanded time on ice (165:41) Helped the Rangers reach the Eastern Conference Final, tallying two points (one goal, one assist) in 16 Stanley Cup Playoff games
2022-23:	Was one of three Seattle skaters to appear in all 82 games His 38 points (13 goals, 25 assists) were the third-most in a season in his career Logged a career-high 18:42 time on ice per game played and 193:54 shorthanded time on ice Registered his 300th career point, 3/11/23 vs. DAL (goal) and 200th career assist, 12/19/22 vs. STL
2021-22:	Led Kraken forwards with 80 games played Finished in the top five on Seattle in assists (third; 26), points (fourth; 37) and even strength points (tied for fourth, 31)
2020-21:	Finished fifth on Florida in goals (17) and was sixth among the team's forwards in points (29) Logged a career-long, three-game goal-scoring streak, Feb. 7-11 (3g, 1a) Scored his first career hat trick, April 3 vs. CBJ, and logged a second nearly a month later on May 8 vs. TBL
2019-20:	Tallied his 200th career NHL point, an assist, March 7 at EDM
2018-19:	Recorded his first career shorthanded goal, Nov. 10 vs. NYR Helped the Blue Jackets win their first-ever postseason series, a sweep of Presidents' Trophy winner TBL Finished second on Sweden with 10 points and seven assists at the World Championship
2017-18:	Set a career best with a plus-22 rating, second-best on CBJ
2016-17:	Tallied a career-high 59 points with a personal-best, 46 assists Also set career highs with five GWG and 14 multi-point games
2015-16:	Led Columbus with 32 assists and finished the season with 40 points
2014-15:	Finished second among CBJ rookies in scoring with 20 points (four goals, 16 assists) Made his NHL debut on Oct. 9 at BUF, registering his first point, an assist
2013-14:	Played in 50 games with Frolunda, finishing with 21 points (16 goals, five assists) Led SHL U-20 skaters in goals and was second in the age group in points Won Silver with Sweden at the World Junior Championship, clicking at a point-per-game pace at the tournament with seven points (three goals, four assists) in seven games
2012-13:	Spent most of the season with Djurgardens IF of HockeyAllsvenskan, finishing second among the league's U-20 skaters in goals (14) and third in points (32) Won a Silver Medal at the World Junior Championship with Sweden

CAREER STATS



20 | FABIAN ZETTERLUND | F

SHOOTS **RIGHT**
HEIGHT **5-11**
WEIGHT **210**
BORN **AUGUST 25, 1999** in **KARLSTAD, SWEDEN**
BECAME A SHARK **ACQUIRED BY SAN JOSE ALONG WITH F ANDREAS JOHNSON, D SHAKIR MUKHAMADULLIN, D NIKITA OKHOTIUK, A 2023 FIRST-ROUND SELECTION (26TH OVERALL, QUENTIN MUSTY), A 2024 SECOND-ROUND SELECTION AND 2024 SEVENTH-ROUND SELECTION FROM NEW JERSEY IN EXCHANGE FOR F TIMO MEIER, D SCOTT HARRINGTON, D SANTERI HATAKKA, F TIMUR IBRAGIMOV, G ZACH EMOND AND A 2024 FIFTH-ROUND PICK (ORIGINALLY FROM COLORADO) ON FEB. 26, 2023**

CAREER STATS												
SEASON	TEAM	REGULAR SEASON						PLAYOFFS				
		LEAGUE	GP	G	A	PTS	PIM	GP	G	A	PTS	PIM
2013-14	Färjestad BK U-18	Sweden Jr.	1	0	0	0	0	-	-	-	-	-
	Färjestad BK U-18	Sweden Jr.	3	2	0	2	2	-	-	-	-	-
2014-15	Färjestad BK U-18	Sweden Jr.	14	7	3	10	8	-	-	-	-	-
	Färjestad BK U-18	Sweden Jr.	16	8	14	22	10	1	0	0	0	0
2015-16	Färjestad BK U-18	Sweden Jr.	11	3	9	12	14	-	-	-	-	-
	Färjestad BK U-18	Sweden Jr.	14	10	8	18	4	-	-	-	-	-
	Färjestad BK U-20	Sweden Jr.	18	0	9	9	16	4	1	0	1	0
	Färjestad BK	SHL	1	0	0	0	0	-	-	-	-	-
2016-17	Färjestad BK U-18	Sweden Jr.	-	-	-	-	-	2	0	1	1	2
	Färjestad BK U-20	Sweden Jr.	40	16	20	36	18	2	0	1	1	0
	Färjestad BK	SHL	14	0	0	0	2	-	-	-	-	-
2017-18	Färjestad BK U-20	Sweden Jr.	5	5	1	6	4	1	0	1	1	0
	Färjestad BK	SHL	35	3	4	7	6	6	1	1	2	2
	Timrå IK	Allsvenskan	8	2	3	5	0	-	-	-	-	-
	Sweden	WJC	7	2	0	2	4	-	-	-	-	-
2018-19	Färjestad BK	SHL	16	2	2	4	8	-	-	-	-	-
	Sweden	WJC	5	0	0	0	6	-	-	-	-	-
2019-20	Binghamton	AHL	46	8	11	19	8	-	-	-	-	-
2020-21	AIK	Allsvenskan	21	4	6	10	14	-	-	-	-	-
	Binghamton	AHL	34	7	12	19	8	-	-	-	-	-
2021-22	New Jersey	NHL	14	3	5	8	0	-	-	-	-	-
	Utica	AHL	58	24	28	52	8	5	2	6	8	0
2022-23	New Jersey	NHL	45	6	14	20	6	-	-	-	-	-
	San Jose	NHL	22	0	3	3	8	-	-	-	-	-
	Sweden	WC	4	2	1	3	2	-	-	-	-	-
2023-24	San Jose	NHL	82	24	20	44	33	-	-	-	-	-
	Sweden	WC	10	3	1	4	2	-	-	-	-	-
SJS TOTALS			104	24	23	47	41	-	-	-	-	-
NHL TOTALS			163	33	42	75	47	-	-	-	-	-

For up-to-date 2024-25 NHL stats and career totals, [click here](#)

CAREER SINGLE-GAME HIGHS

GOALS

2

2 times, MR: Mar. 23, 2024 vs. CHI

ASSISTS

2

4 times, MR: Mar. 5, 2024 vs. DAL

POINTS

3

2 times, MR: Mar. 23, 2024 vs. CHI

PLUS-MINUS

+4

Dec. 5, 2023 at NYI

THE WAY TO SAN JOSE
Selected by New Jersey in the 2017 NHL Draft (third round, 63rd overall). **Acquired by San Jose along with F Andreas Johnsson, D Shakir Mukhamadullin, D Nikita Okhotiuk, a 2023 first-round selection (26th overall, Quentin Musty), a 2024 second-round selection and 2024 seventh-round selection from New Jersey in exchange for F Timo Meier, D Scott Harrington, D Santeri Hatakka, F Timur Ibragimov, G Zach Emond and a 2024 fifth-round pick (originally from Colorado) on Feb. 26, 2023**

MILESTONES & ACHIEVEMENTS

NHL FIRSTS

Game: Nov. 18, 2021 at FLA (with NJD)
Goal: Apr. 12, 2022 at ARI (with NJD;
Karel Vejmelka)
Assist: Apr. 9, 2022 at DAL (with NJD)

NHL MILESTONES

100th Game: Nov. 22, 2023 at SEA

STREAKS

Games Played: 104*
Oct. 12, 2023 - Apr 18, 2024
(still active)
Games, Goal: 2 (2g, 0a)
7 times, MR: Apr. 15 - Apr. 18, 2024
Games, Assist: 4 (0g, 4a)
Nov. 17 - Nov. 23, 2022
(with NJD)
Games, Point: 4 (0g, 4a)
Nov. 17 - Nov. 23, 2022
(with NJD)

INTERNATIONAL

World Championship: Sweden
2023, '24 (Bronze)
World Junior Championship: Sweden
2018 (Silver), '19

CAREER HIGHLIGHTS



CAREER HIGHLIGHTS

SEASON	HIGHLIGHTS
2023-24	<p>Led the Sharks in goals (24), shots (204) and games played (82) and set career highs with 20 assists and 44 points</p> <p>Was the only Shark to appear in all 82 games</p> <p>Registered a career-high three points twice, Mar. 5 vs. DAL (1g, 2a) and Mar. 23 vs. CHI (2g, 1a)</p> <p>Played in his 100th NHL game, Nov. 22 at SEA</p> <p>Established a career high with his seventh goal of the season, Dec. 3 at NYR</p>
2022-23	<p>His 23 points, six goals and 17 assists on the year were all career highs</p> <p>Recorded three assists in 22 games with the Sharks</p> <p>Registered his first point as a Shark (assist), 3/14 vs. CBJ</p> <p>Earned a career high four game assist streak (0g, 4a)</p> <p>Recorded his first multi-goal game of career (2g), 11/5 @ CGY (w/ NJD)</p>
2021-22	<p>His first NHL assist came in a multi-assist effort, 4/9 @ DAL</p> <p>The following game, he scored his first career NHL goal and earned a multi-point game in consecutive contests, 4/12 @ ARI</p> <p>Finished the season on a three-game point streak with the Devils</p> <p>Ranked second on Utica in points and goals</p> <p>Recorded eight points in five AHL postseason games which co-led the team</p>
2020-21	<p>Split season between Allsvenskan and the AHL with Binghamton</p> <p>Led Binghamton in assists and points</p>
2019-20	<p>Made North American professional debut, appearing in 46 games</p> <p>Finished second among club rookies in points, led in assists</p>
2018-19	<p>Named as an assistant captain for Sweden's World Junior Championship team</p>
2017-18	<p>Helped Sweden to a Silver medal finish at the World Junior Championship</p> <p>Primarily spent the season with Farjestad's SHL team</p> <p>Averaged a goal-a-game at the Nationell U-20 junior league</p>
2016-17	<p>Led the Nationell (Forts) league in goals (13)</p> <p>Co-led Farjestad's U-20 team in assists and points, finished tied for second in goals</p>
2015-16	<p>At the World Hockey Challenge, helped Sweden earn a bronze medal</p> <p>Made SHL debut with Farjestad</p>
2014-15	<p>Led his junior team in points (22), assists (14), and finished second in goals</p>

PLAYER BIOS



JEREMIE BUCHELER

DEFENSEMAN | Signed as a free agent by San Jose (AHL) on Apr. 12, 2024

H: 6-4 | **W:** 200 lbs. | **SHOOTS:** R

BORN: Mar. 31, 2000 in Saint-Laurent, Quebec

2023-24: Made his AHL debut on March 27 vs. Ontario and registered his first point in the league on Apr. 4 at Coachella Valley...Finished his partial season of AHL action with two assists in 11 games...Completed his collegiate career at the University of Vermont, serving as an alternate captain and posting 18 points (six goals, 12 assists)...Led Catamounts defensemen in all scoring categories... **2022-23:** Played in 32 games with Northeastern, ranking third among Huskies defensemen in points (10) and assists (9)...Was selected as the recipient of the team's Don McKenney Coach's Award, given annually to the Northeastern player who best exhibits dedication, loyalty and friendship to Northeastern's hockey program... **2021-22:** Helped Northeastern win the Hockey East regular season championship, tallying 11 points (one goal, 10 assists) in 35 games...Was named Northeastern Most Improved Player...Led NU with a plus-21 rating... **2020-21:** Tallied two points (one goal, one assist) in limited action, playing in 14 games... **2019-20:** Recorded five points (one goal, four assists) in 29 games in his freshman season... **2018-19:** Tallied 45 points (eight goals, 37 assists) in 54 games, leading Victoria (BCHL) defensemen and finishing third among blue-liners league-wide in helpers... **2017-18:** Played in 51 games with the Chicago Steel (USHL), logging six points (one goal, five assists) in his lone USHL campaign.

CAREER STATS

			REGULAR SEASON					PLAYOFFS				
SEASON	TEAM	LEAGUE	GP	G	A	TP	PIM	GP	G	A	TP	PIM
2017-18	Chicago	USHL	51	1	5	6	10	4	1	0	1	2
2018-19	Victoria	BCHL	54	8	37	45	44	15	1	6	7	12
2019-20	Northeastern	NCAA	29	1	4	5	22	-	-	-	-	-
2020-21	Northeastern	NCAA	14	1	1	2	4	-	-	-	-	-
2021-22	Northeastern	NCAA	35	1	10	11	14	-	-	-	-	-
2022-23	Northeastern	NCAA	32	1	9	10	14	-	-	-	-	-
2023-24	Vermont	NCAA	33	6	12	18	27	-	-	-	-	-
	San Jose	AHL	11	0	2	2	0	-	-	-	-	-



NOLAN BURKE

CENTER | Acquired by San Jose along with Yaroslav Askarov and a third-round selection (originally Colorado's) in the 2025 NHL Draft from Nashville in exchange for David Edstrom, Magnus Chrona and a first-round selection (originally Vegas's; Top-10 protected) in the 2025 NHL Draft, Aug. 23, 2024

H: 6-1 | **W:** 185 lbs. | **SHOOTS:** L | **BORN:** Dec. 9, 2002 in Peterborough, Ontario

2023-24: Made his AHL debut on Apr. 21 at Grand Rapids...Finished his first professional season with 15 points (five goals, 10 assists) in 47 ECHL games with Atlanta...Registered four multi-point games with the Gladiators, including his last ECHL game on Apr. 14 at Jacksonville, a 7-4 win... **2022-23:** Ranked second on Sarnia with 82 points and led the club with 50 goals...Finished second in the OHL in goals, four behind the league leader...His 82 points ranked 18th in the league...Had four hat tricks on the year and posted four points three times... **2021-22:** Scored a team-high 34 goals and finished second on the Sting with 59 points...Tied fellow Sharks prospect Brandon Coe among others for 18th-best goal total in the league... **2020-21:** Did not play due to the OHL's season cancellation... **2019-20:** Tallied 10 points in 44 games with a pair of multi-point efforts... **2018-19:** Split the season between the OHL's Sarnia Sting and the Pickering Panthers of the OJHL...Was teammates with fellow Sharks prospect Ethan Cardwell on Pickering.

CAREER STATS

			REGULAR SEASON					PLAYOFFS				
SEASON	TEAM	LEAGUE	GP	G	A	TP	PIM	GP	G	A	TP	PIM
2018-19	Pickering	OJHL	44	6	7	13	14	-	-	-	-	-
	Sarnia	OHL	13	2	1	3	2	3	0	0	0	2
2019-20	Sarnia	OHL	44	4	6	10	4	-	-	-	-	-
2020-21	Sarnia	OHL	-	-	-	-	-	-	-	-	-	-
2021-22	Sarnia	OHL	64	34	25	59	23	-	-	-	-	-
2022-23	Sarnia	OHL	56	50	32	82	35	15	8	8	16	11
2023-24	Milwaukee	AHL	1	0	0	0	0	-	-	-	-	-
	Atlanta	ECHL	47	5	10	15	32	-	-	-	-	-

PLAYER BIOS



FILIP BYSTEDT

CENTER | Selected by San Jose in the 2022 NHL Draft (1st round, 27th overall)

H: 6-3 | **W:** 210 lbs. | **SHOOTS:** L

BORN: Feb. 4, 2004 in Norrköping, Sweden

2023-24: Won a Silver Medal with Sweden at the World Junior Championship, finishing with four points (3g, 1a) in seven games... **2022-23:** Named SHL Rookie of the Year after recording 20 points (seven goals, 13 assists) in 45 games... Finished third among SHL U20 skaters in scoring... Led Sweden at the World Junior Championship with 10 points (four goals, six assists). **2021-22:** Registered 49 points (16 goals, 33 assists) in 40 games with Linköping in the J20 Nationell... Led the club with 18 assists and had the fourth-most points (23) in 18 games in the J20 Nationell Top 10 group, a separate circuit featuring the top-ranked clubs from early season play... Tied for first in the J20 Nationell playoffs with 10 points, including a postseason-high nine assists... Helped lead Sweden to a Gold Medal at the U-18 World Junior Championship with three points in six games. **2020-21:** Totaled 12 points (five goals, seven assists) in 15 games with Linköping in J20 Nationell... Made his SHL debut with Linköping on Jan. 23, 2021. **2019-20:** Scored at a point-per-game pace with 15 points (six goals, nine assists) in 15 games with Linköping in the J18 Elit circuit... Had 21 points (10 goals, 11 assists) in 14 games with Linköping in J18 Allsvenskan.

CAREER STATS			REGULAR SEASON					PLAYOFFS				
SEASON	TEAM	LEAGUE	GP	G	A	TP	PIM	GP	G	A	TP	PIM
2018-19	Linköping HC J18	J18 Elit	12	2	3	5	0	-	-	-	-	-
	Linköping HC J18	J18 Allsvenskan	12	3	6	9	0	6	0	1	1	0
2019-20	Linköping HC J18	J18 Elit	15	6	9	15	6	-	-	-	-	-
	Linköping HC J18	J18 Allsvenskan	14	10	11	21	4	-	-	-	-	-
2020-21	Linköping HC J20	J20 Nationell	15	5	7	12	2	-	-	-	-	-
	Linköping HC	SHL	1	0	0	0	0	-	-	-	-	-
2021-22	Linköping HC J20	J20 Nationell	40	16	33	49	40	8	1	9	10	4
	Linköping HC	SHL	15	1	1	2	0	-	-	-	-	-
	Sweden U18	WJC-18	6	2	1	3	2	-	-	-	-	-
2022-23	Linköping HC	SHL	45	7	13	20	8	-	-	-	-	-
	Linköping HC J20	J20 Nationell	1	0	0	0	0	4	2	4	6	2
	Sweden U20	WJC-20	7	4	6	10	4	-	-	-	-	-
2023-24	Linköping HC	SHL	47	8	9	17	2	4	1	1	2	0
	San Jose	AHL	8	4	3	7	8	-	-	-	-	-
	Sweden U20	WJC-20	7	3	1	4	0	-	-	-	-	-



LUCA CAGNONI

DEFENSEMAN | Selected by San Jose in the 2023 NHL Draft (4th round, 123rd overall)

H: 5-9 | **W:** 180 lbs. | **SHOOTS:** L

BORN: Dec. 21, 2004 in Burnaby, British Columbia

2023-24: Finished with 90 points (18g, 72a) in his third full regular season with the Portland Winterhawks, leading league defensemen in scoring and becoming the first WHL blue-liner since 1993-94 to reach 90 points in one campaign...He helped Portland capture the U.S. Division title and Western Conference championship, with the Winterhawks going on to finish league runner-up...Was named to the WHL U.S. Division First All-Star Team and CHL Third All-Star Team...Enjoyed a season-long, nine-game point streak from Jan. 5-27 (18 points; three goals, 15 assists)... Named Sharks Prospect of the Week three times during the season: Oct. 23, Mar. 20, Apr. 3... **2022-23:** Registered 64 points (17 goals, 47 points) in 67 games with the Portland Winterhawks of the WHL, earning Team Co-MVP recognition...Led Winterhawks defensemen in goals, assists and points...Ranked 10th among all WHL defensemen in scoring, eighth among the U-20 blue-liners and second among first-time draft-eligible defensemen...Earned WHL U.S. Second Team All-Star honors...Had 20 regular-season multi-point games as well as one in the playoffs...Had a seven-game point streak from Jan. 13 through Jan. 29 (three goals, nine assists)... **2021-22:** Named Winterhawks Rookie of the Year after registering 36 points (nine goals, 27 assists) in 63 games with Portland...Finished fifth among the league's rookie defensemen in scoring...Was second among Winterhawks defensemen and fourth among the team's rookie skaters in scoring...Scored his first WHL goal on Nov. 13, a multi-point game (one goal, one assist) against Tri-City...Enjoyed a six-game point streak Nov. 20 through Dec. 11 (two goals, six assists)... **2020-21:** Made his WHL debut with Portland on March 21 and finished the season with three assists in 10 games.

CAREER STATS			REGULAR SEASON					PLAYOFFS				
SEASON	TEAM	LEAGUE	GP	G	A	TP	PIM	GP	G	A	TP	PIM
2020-21	Burnaby Winter Club Prep	CSSHL U18	4	1	2	3	4	-	-	-	-	-
	Portland	WHL	10	0	3	3	2	-	-	-	-	-
2021-22	Portland	WHL	63	9	27	36	12	11	1	2	3	6
2022-23	Portland	WHL	67	17	47	64	46	9	1	6	7	10
2023-24	Portland	WHL	65	18	72	90	34	13	3	10	13	16

PLAYER BIOS



ETHAN CARDWELL

CENTER | Selected by San Jose in the 2021 NHL Draft (4th round, 121st overall)

H: 5-11 | **W:** 200 lbs. | **SHOOTS:** R

BORN: Aug. 30, 2002 in Oshawa, Ontario

2023-24: Led the Barracuda and finished fourth among AHL rookies with 23 goals in 71 games, tying the Barracuda team record for rookie goal scoring...Ranked fourth on the Barracuda with 43 points... **2022-23:** Recorded 90 points (43 goals, 47 assists), leading the colts in goals and finishing second in assists and points...Enjoyed a 17-game point streak to start the season (12 goals, 18 assists) from Oct. 14 to Dec. 3, 2022... Named the 2023 Sharks Prospect of the Year presented by Kaiser Permanente... **2021-22:** Named an alternate captain for Barrie on Nov. 18...Posted his first hat trick of the season on Mar. 26 to reach 100 career OHL points...Scored the eventual game-winning goal on Mar. 27 to help Barrie clinch a playoff spot...Finished second among Barrie skaters in goals, points and plus-minus (plus-20), led the club in points-per-game (1.18)...Led Barrie in playoff goals and points...Cashed in on three of four Barrie goals (2+1=3) in their season-ending loss to Mississauga on May 2... **2020-21:** Did not play in the OHL due to the COVID-19 pandemic...Was ranked 159th amongst all North American skaters by NHL Central Scouting...Skated in 18 games with Surahammars in the Hockeyettan (Sweden)... **2019-20:** Split the season between Barrie and Saginaw in the OHL...Was traded on Jan. 10 from Saginaw to Barrie in a multi-player deal... **Personal:** His grandfather, Steve, played in the NHL with Pittsburgh and appeared in 33 games with the San Francisco Shamrocks during the 1977-78 season.

CAREER STATS			REGULAR SEASON					PLAYOFFS				
SEASON	TEAM	LEAGUE	GP	G	A	TP	PIM	GP	G	A	TP	PIM
2018-19	Trenton	OJHL	27	5	12	17	20	-	-	-	-	-
	Saginaw	OHL	15	5	0	5	2	5	1	0	1	0
2019-20	Saginaw	OHL	37	12	9	21	21	-	-	-	-	-
	Barrie	OHL	26	11	15	26	20	-	-	-	-	-
2020-21	Surahammars	HockeyEttan	18	9	18	27	22	-	-	-	-	-
2021-22	Barrie	OHL	49	23	35	58	28	6	4	2	6	7
2022-23	Barrie	OHL	62	43	47	90	21	12	6	5	11	12
2023-24	San Jose	AHL	71	23	20	43	52	-	-	-	-	-



GABRIEL CARRIERE

GOALTENDER | Signed as a free agent by San Jose (AHL) on April 12, 2024

H: 6-2 | **W:** 185 lbs. | **CATCHES:** L

BORN: November 6, 2000 in Ottawa, Ontario

2023-24: Made his AHL debut on Apr. 20, stopping 18 of 22 shots faced in a 5-4 win...Played in 34 games in his senior season at Vermont, finishing with a .906 Save Percentage and 2.77 Goals Against Average to go with a 13-18-3 record...Won five consecutive games from Dec. 9-30, posting a 1.20 GAA and .954 SV% in that span... **2022-23:** Appeared in 26 games, going 9-13-3 with a 2.67 GAA and .910 SV%...Stopped a season-high 43 shots faced in the Hockey East quarterfinal against Boston University...Made 42 saves on 43 shots faced in a 1-1 tie on Oct. 29 at Colgate... **2021-22:** Played in 23 games, going 6-14-2 with three shutouts, a 2.88 GAA and .905 SV%...Earned his first career win on Oct. 29 vs. Boston College...Earned Hockey East Goaltender of the Week following an effort against Maine that included 73 saves on 74 total shots faced over two games on back-to-back nights, including 50 stops in the second contest... **2020-21:** Stopped 29 of 30 shots faced in his first collegiate start, Feb. 12 vs. Boston University...Appeared in six total games with a 2.53 GAA and .925 SV%... **2019-20:** Was named Waterloo's Rookie of the Year after ranking second in the USHL with 21 wins and finishing in the top 10 with two shutouts (T-4th), a 2.57 GAA (seventh) and .905 SV% (ninth).

CAREER STATS			REGULAR SEASON							PLAYOFFS						
SEASON	TEAM	LEAGUE	GP	W-L-O	MINS	GA	SO	GAA	SVP	GP	W-L	MINS	GA	SO	GAA	SVP
2019-20	Waterloo	USHL	34	21-8-2	1889	81	2	2.57	.905	-	-	-	-	-	-	-
2020-21	Vermont	NCAA	6	0-5-0	284	12	0	2.53	.925	-	-	-	-	-	-	-
2021-22	Vermont	NCAA	23	6-14-2	1252	60	3	2.88	.905	-	-	-	-	-	-	-
2022-23	Vermont	NCAA	26	9-13-3	1506	67	1	2.67	.910	-	-	-	-	-	-	-
2023-24	Vermont	NCAA	34	13-18-3	2018	93	0	2.77	.906	-	-	-	-	-	-	-
	San Jose	AHL	1	1-0-0	62	4	0	3.89	.818	-	-	-	-	-	-	-

PLAYER BIOS



IGOR CHERNYSHOV

LEFT WING | Selected by San Jose in the 2024 NHL Draft (2nd round, 33rd overall)

H: 6-3 | **W:** 195 lbs. | **SHOOTS:** R

BORN: Nov. 30, 2005 in Penza, Russia

2023-24: Skated in a combined 56 games between MHK Dynamo Moskva (MHL) and Dynamo Moskva (KHL)...Logged 28 points (13 goals, 15 assists) in 22 games played with MHK Dynamo Moskva...Finished ranked sixth on the club and eighth in the league in points... **2022-23:** Split his season between Dynamo Moskva (KHL) and MHK Dynamo Moskva (MHL), skating in a combined 43 games...Was named team alternate captain with MHK Dynamo Moskva, logging 38 points (18 goals, 20 assists)...Finished ranked tied for fourth among forward MHL U18 skaters in points, fifth in markers and tied for sixth in helpers...Helped Russia capture the U18 Bronze Medal at the International Jr., putting up four points (three goals, one assist) in six games... **2021-22:** Led all Dynamo Moskva U17 skaters in all scoring categories (11 goals, 12 assists) in his 2021-22 campaign...In the same year, he skated in three games with Dynamo Moskva U18, collecting seven points (four points, three assists) in that span, including skating in three playoff games...Internationally, helped Russia capture the Silver Medal at the U17 International Jr...Logged six points (three goals, three assists) in eight tournament games

CAREER STATS			REGULAR SEASON					PLAYOFFS				
SEASON	TEAM	LEAGUE	GP	G	A	TP	PIM	GP	G	A	TP	PIM
2020-21	Dynamo Moskva U16	Russia U16	11	5	4	9	10	-	-	-	-	-
2021-22	Dynamo Moskva U17	Russia U17	13	11	12	23	4	-	-	-	-	-
	Dynamo Moskva U18	Russia U18	3	4	3	7	0	3	0	0	0	0
	MHK Dynamo Moskva	MHL	18	7	4	11	6	6	5	0	5	2
2022-23	Dynamo Moskva	KHL	5	1	0	1	0	-	-	-	-	-
	MHK Dynamo Moskva	MHL	38	18	20	38	20	-	-	-	-	-
2023-24	MHK Dynamo Moskva	MHL	22	13	15	28	18	-	-	-	-	-
	Dynamo Moskva	KHL	34	3	1	4	2	10	0	0	0	0



BRANDON COE

RIGHT WING | Selected by San Jose in the 2020 NHL Draft (4th round, 98th overall)

H: 6-4 | **W:** 215 lbs. | **SHOOTS:** R

BORN: Dec. 1, 2001 in Toronto, Ontario

2023-24: Set career highs with 17 goals and 12 points in 57 games... Opened the season with five points and four goals in the first six games... **2022-23:** Had 16 points (five goals, 12 assists) in 56 games with the Barracuda...Tallied his first multi-goal game in the AHL with two markers on Oct. 22 vs. Henderson...Recorded three multi-assist games... **2021-22:** Notched two four-point games, a career high, including in his first game of the season on Oct. 7 and on Dec. 4...Recorded a 14-game point streak from Nov. 4 thru Dec. 9, fifth longest in the OHL in 2021-22...Named the OHL Player of the Week on Nov. 22...Notched two assists on April 14 to cross the 100-point threshold...Was a teammate of Mitchell Russell...Selected to the OHL's First All-Star Team...Led North Bay in the playoffs in assists and ranked second in points...Named the Sharks Prospect of the Year on Apr. 23...Named the team's and conference's most outstanding player and was a finalist for the Red Tilson Trophy...Led North Bay in the regular season in assists, points, points-per-game, plus-minus (tied), power-play points and game-winning goals... **2020-21:** Named team's winner of the Roy Sommer Most Inspirational Award...Recorded assists in each of his first two playoff games...Appeared in 14 of the club's final 16 games...Scored his first pro goal on April 30 vs. Henderson (Oscar Dansk)...Recorded his first pro point (assist) on April 6 vs. Henderson...After sitting out the team's first 10 games, he made his AHL debut on Mar. 12 at Bakersfield...Spent the entire season in the AHL because of COVID-19... **2019-20:** Led the team in assists, and ranked second in goals and points...Set career highs in goals, assists, points, and game-winning goals (three)... **2018-19:** Ranked fourth on North Bay in goals, fifth in points, sixth in assists... **2017-18:** Helped Canada Red earn silver at the 2017 World U-17 Hockey Challenge, scoring four points (one goal, three assists) in five games...Led North Bay rookies in goals, assists and points.

CAREER STATS			REGULAR SEASON					PLAYOFFS				
SEASON	TEAM	LEAGUE	GP	G	A	TP	PIM	GP	G	A	TP	PIM
2017-18	North Bay	OHL	63	10	13	23	18	3	1	0	1	2
2018-19	North Bay	OHL	65	17	20	37	42	5	0	0	0	2
2019-20	North Bay	OHL	60	25	32	57	39	-	-	-	-	-
2020-21	San Jose	AHL	17	1	4	5	6	4	0	2	2	0
2021-22	North Bay	OHL	62	34	67	101	40	12	7	13	20	10
2022-23	San Jose	AHL	56	5	11	16	18	-	-	-	-	-
2023-24	San Jose	AHL	57	12	5	17	43	-	-	-	-	-

PLAYER BIOS



SAM DICKINSON

DEFENSEMAN | Selected by San Jose in the 2024 NHL Draft (1st round, 11th overall)

H: 6-3 | **W:** 200 lbs. | **SHOOTS:** L

BORN: June 7, 2006 in Toronto, Ontario

2023-24: Posted 70 points (18 goals, 52 assists) with a plus-56 rating in 68 games, finishing second among OHL defensemen in plus-minus, fourth in points, tied for fourth in assists and seventh in goals...Ranked fifth among all London Knights skaters in scoring, tops among Knights defensemen...Named to the OHL Second All-Star Team...Helped the Knights win the OHL championship with 13 points (four goals, nine assists) in the postseason, including six (two goals, four assists) in the four-game, championship round sweep...Tallied four points (two goals, two assists) in four Memorial Cup games, finishing the tournament with a plus-6 rating...Won a Gold Medal with Canada at the Hlinka-Gretzky Cup, finishing the tournament with three assists in five games... **2022-23:** Named to the OHL First All-Rookie Team after tallying 23 points (nine goals, 14 assists) in 62 games.

CAREER STATS			REGULAR SEASON					PLAYOFFS				
SEASON	TEAM	LEAGUE	GP	G	A	TP	PIM	GP	G	A	TP	PIM
2022-23	London	OHL	62	9	14	23	12	21	4	4	8	0
2023-24	London	OHL	68	18	52	70	30	18	4	9	13	12



ETHAN FRISCH

DEFENSEMAN | Signed as a free agent by San Jose (AHL) on May 24, 2023

H: 5-11 | **W:** 195 lbs. | **SHOOTS:** R

BORN: Oct. 29, 2000 in Moorhead, Minnesota

2023-24: Recorded 15 points (one goal, 14 assists) in his first full AHL season...Scored his first AHL goal on Jan. 26 vs. Calgary... **2022-23:** Completed his collegiate career at North Dakota, notching 18 points (seven goals, 11 assists) in 36 games in his senior season...Named NCHC Scholar-Athlete of the Year...Appeared in seven games with the San Jose Barracuda and tallied a pair of assists... Named a NCHC Distinguished Scholar-Athlete and an AHCA Academic All-America Scholar... **2021-22:** Tallied 15 points (nine goals, six assists) in 36 games with North Dakota, leading the Fighting Hawks defense corps in goal-scoring...Named NCHC Best Defensive Defenseman...Named a NCHC Distinguished Scholar-Athlete and an AHCA Academic All-America Scholar... **2020-21:** Played in 24 games for North Dakota, finishing with 10 points (three goals, seven assists) and a plus-17 rating...Registered an assist on the final goal of the NCHC Frozen Faceoff to help seal the title for UND... Named an AHCA All-America Scholar... **2019-20:** Registered five points (one goal, four assists) in 31 games with North Dakota... Earned the Tom Haughaug Memorial Scholarship, given annually to the freshman who demonstrated initiative, character and a sense of responsibility... Named a NCHC Distinguished Scholar-Athlete and an AHC All-America Scholar... **2018-19:** Split the season between the Green Bay Gamblers and Fargo Force of the USHL, finishing the season with 17 points (four goals, 13 assists) in 57 games... **2017-18:** Registered six assists in 14 games with Green Bay while making his USHL debut... Served as an alternate captain with Moorhead High in Minnesota, scoring at a point-per-game pace with 25 points (five goals, 20 assists) in 25 games... **2016-17:** Had 16 points (six goals, 10 assists) in 25 games with Moorhead High in Minnesota.

CAREER STATS			REGULAR SEASON					PLAYOFFS				
SEASON	TEAM	LEAGUE	GP	G	A	TP	PIM	GP	G	A	TP	PIM
2016-17	Team Great Plains	UMHSEHL	19	0	8	8	8	3	0	1	1	0
	Moorhead High	USHS-MN	25	6	10	16	6	6	1	3	4	9
2017-18	Team Great Plains	UMHSEHL	19	3	2	5	6	3	0	2	2	0
	Moorhead High	USHS-MN	25	5	20	25	8	3	0	3	3	0
	Green Bay	USHL	14	0	6	6	0	2	0	0	0	0
2018-19	Green Bay	USHL	41	2	12	14	28	-	-	-	-	-
	Fargo	USHL	16	2	1	3	18	2	0	0	0	0
2019-20	North Dakota	NCHC	31	1	4	5	17	-	-	-	-	-
2020-21	North Dakota	NCHC	24	3	7	10	12	-	-	-	-	-
2021-22	North Dakota	NCHC	36	9	6	15	16	-	-	-	-	-
2022-23	North Dakota	NCHC	36	7	11	18	14	-	-	-	-	-
	San Jose	AHL	7	0	2	2	0	-	-	-	-	-
2023-24	San Jose	AHL	55	1	14	15	41	-	-	-	-	-

PLAYER BIOS



JAKE FURLONG

DEFENSEMAN | Selected by San Jose in the 2022 NHL Draft (5th round, 140th overall)

H: 6-1 | **W:** 195 lbs. | **SHOOTS:** L

BORN: March 4, 2004 in Labrador City, Newfoundland and Labrador

2023-24: Represented Canada at the World Junior Championship, playing in five games and finishing with one goal...Captained the Halifax Mooseheads, finishing with 30 points (three goals, 27 assists) in 56 games before suffering a season-ending injury...Named Sharks Prospect of the Week on Nov. 8 after posting five points (one goal, four assists) in three games...
2022-23: Named Halifax Mooseheads Most Improved Player after setting career highs in every offensive category, finishing the year with 50 points (seven goals, 43 assists)...Helped guide the Mooseheads to the league finals, finishing with 11 points (one goal, 10 assists) in 21 playoff games...His plus-47 rating was best among Halifax defensemen, fifth-best among all QMJHL defensemen...Recorded three three-point games... Scored a pair of goals, including the overtime winner, on Oct. 28 at Val d'Or... **2021-22:** Earned a plus-5 rating on Oct. 15 and April 17...Recorded nine points in nine games in February...Finished first in assists, second in points and third in plus-minus (plus-22) among league U18 defensemen...Named the Most Dependable Defenseman by Halifax...Led all Halifax defensemen in regular season points and playoff points... **2020-21:** Recorded his first career QMJHL assist on Oct. 3...Finished fifth among QMJHL rookie defensemen and fourth among Halifax defensemen in points.

CAREER STATS			REGULAR SEASON					PLAYOFFS				
SEASON	TEAM	LEAGUE	GP	G	A	TP	PIM	GP	G	A	TP	PIM
2020-21	Halifax	QMJHL	37	1	9	10	6	-	-	-	-	-
2021-22	Halifax	QMJHL	67	4	38	42	16	5	0	4	4	2
2022-23	Halifax	QMJHL	67	7	43	50	40	21	1	10	11	16
2023-24	Halifax	QMJHL	56	3	27	30	18	-	-	-	-	-



LUKE GRAINGER

FORWARD | Signed by San Jose (AHL) as a free agent on April 12, 2024

H: 5-10 | **W:** 160 lbs. | **SHOOTS:** R

BORN: Sept. 3, 1999 in Beaconsfield, Quebec

2023-24: Made his AHL debut on Apr. 4 at Coachella Valley, registering three shots on goal...Named Second Team All-NCHC in his senior season, finishing the campaign with 48 points (14 goals, 34 assists) in 38 games, tops on the team in points and assists...Was a Hobey Baker Memorial Award nominee and earned the NCHC Senior Scholar Athlete Award...Registered 14 multi-point games over the course of the season...Selected as NCHC Player of the Week following a seven-point output (two goals, five assists) over two games on Nov. 17-18 against Colorado College... **2022-23:** Won Western Michigan's KOHA Grinder Award and was a NCHC Distinguished Scholar Athlete...Finished fourth among Broncos skaters with 32 points (12 goals, 20 assists) and was sixth on the club with a plus-18 rating...Had six multi-point games on the year... **2021-22:** Was a member of the NCHC Academic All-Conference Team...finished with 15 points (eight goals, seven assists) in 39 games...Scored his first collegiate hat trick in a 4-2 victory against Nebraska-Omaha on Mar. 11...Scored the game-winning goal in Western Michigan's first-ever NCAA Tournament victory, a 2-1 OT win against Northeastern... **2020-21:** Earned a place on the NCHC Academic All-Conference Team... Played in all 25 games, scoring eight points (four goals, four assists)... Scored his first NCAA goal in a 5-2 win over Colorado College (Dec. 11).

CAREER STATS			REGULAR SEASON					PLAYOFFS				
SEASON	TEAM	LEAGUE	GP	G	A	TP	PIM	GP	G	A	TP	PIM
2020-21	Western Michigan	NCAA	25	4	4	8	12	-	-	-	-	-
2021-22	Western Michigan	NCAA	39	8	7	15	12	-	-	-	-	-
2022-23	Western Michigan	NCAA	38	12	20	32	12	-	-	-	-	-
2023-24	Western Michigan	NCAA	38	14	34	48	21	-	-	-	-	-
	San Jose	AHL	2	0	0	0	2	-	-	-	-	-

PLAYER BIOS



ARTEM GURYEV

DEFENSE | Selected by San Jose in the 2021 NHL Draft (5th round, 135th overall)

H: 6-4 | **W:** 215 lbs. | **SHOOTS:** L

BORN: May 17, 2003 in Moscow, Russia

2023-24: Made his AHL debut on Nov. 3 at Calgary and registered his first point on Dec. 23 at Henderson (assist)...Scored his first AHL goal Jan. 3 vs. Tucson...Was second among AHL rookie defensemen with 81 PIM... **2022-23:** Enjoyed a career year on the offensive end with 16 points, including 15 (seven goals, eight assists) in 38 games following a trade from Peterborough to Flint of the OHL...Had three multi-point games over the course of the season, each time with a goal and an assist... **2021-22:** Scored his first career OHL goal on Mar. 4...Tallied back-to-back multi-assist games on March 31 and April 2...One of three players to earn a plus rating for Peterborough in the playoffs (plus-2)...Named the second-best body checker in the Eastern Conference in the OHL Coaches Poll... **2020-21:** Did not play in the OHL during the 2020-21 regular season due to the COVID-19 related shutdown... **2019-20:** Drafted in the second round, 22nd overall by Peterbrough in the 2019 OHL Priority Selection...Featured in 14 contests for the OHL Peterborough Petes, recording two assists and four penalty minutes...Finished tied-fourth among under-17 OJHL defensemen in goals (3) and second in penalty minutes (66).

CAREER STATS			REGULAR SEASON					PLAYOFFS				
SEASON	TEAM	LEAGUE	GP	G	A	TP	PIM	GP	G	A	TP	PIM
2018-19	Toronto Marlboros U16 AAA	U16 AAA	70	9	28	37	76	-	-	-	-	-
	Toronto Marlboros U16 AAA	GTHL U16	30	3	12	15	44	-	-	-	-	-
2019-20	Peterborough	OHL	14	0	2	2	4	-	-	-	-	-
	Lindsay	OJHL	20	3	3	6	66	-	-	-	-	-
2020-21	Peterborough	OHL	0	0	0	0	0	-	-	-	-	-
2021-22	Peterborough	OHL	37	1	11	12	86	4	0	0	0	12
2022-23	Peterborough	OHL	9	0	1	1	37	-	-	-	-	-
	Flint	OHL	38	7	8	15	31	7	0	0	0	6
2023-24	San Jose	AHL	31	2	2	4	81	-	-	-	-	-
	Wichita	ECHL	9	0	2	2	4	-	-	-	-	-



BRADEN HACHE

DEFENSEMAN | Signed by San Jose (AHL) as a free agent on June 3, 2024

H: 6-3 | **W:** 210 lbs. | **SHOOTS:** L

BORN: May 21, 2003 in Newmarket, Ontario

2023-24: Won the Memorial Cup with the Saginaw Spirit of the OHL, scoring one goal over five games, coming in the semifinal against Moose Jaw...Won the OHL's Mickey Renaud Captain's Trophy, given annually to the team captain that best exemplifies leadership on and off the ice, with a passion and dedication to the game of hockey and his community...Captained Saginaw, finishing the year third among team defensemen with 22 points (nine goals, 13 assists) to go with a plus-27 rating over 65 games...Helped the Spirit reach the OHL championship series, adding seven points (one goal, six assists) with a plus-9 rating in 15 games...Had six multi-point games over the course of the regular season... **2022-23:** Split the season between Kingston and Barrie, totaling 19 points (four goals, 15 assists) over 68 games...Had nine points (two goals, seven assists) in 13 playoff games, highlighted by a four-assist effort in the first postseason game against Hamilton, a 10-2 win on March 30... **2021-22:** Logged five points (two goals, three assists) over 55 games with Kingston...Registered his first career OHL multi-point game with a goal and an assist on May 1 at Oshawa... **2020-21:** Missed the season due to the COVID-19 pandemic cancelling OHL action... **2019-20:** Registered five assists over 29 games in his first OHL season.

CAREER STATS			REGULAR SEASON					PLAYOFFS				
SEASON	TEAM	LEAGUE	GP	G	A	TP	PIM	GP	G	A	TP	PIM
2019-20	Kingston	OHL	29	0	5	5	15	-	-	-	-	-
2020-21	Kingston	OHL	0	0	0	0	0	-	-	-	-	-
2021-22	Kingston	OHL	55	2	3	5	65	11	1	2	3	20
2022-23	Kingston	OHL	36	1	8	9	46	-	-	-	-	-
	Barrie	OHL	32	3	7	10	22	13	2	7	9	21
2023-24	Saginaw	OHL	65	9	13	22	89	15	1	6	7	21

PLAYER BIOS



KASPER HALTTUNEN

RIGHT WING | Selected by San Jose in the 2023 NHL Draft (2nd round, 36th overall)

H: 6-3 | **W:** 205 lbs. | **SHOOTS:** R

BORN: June 7, 2005 in Helsinki, Finland

2023-24: Tallied 61 points (32 goals, 29 assists) in his first OHL season, finishing fourth in goals and seventh in points...Led the OHL playoffs with 17 goals in 18 games, the most goals ever by an import player in one postseason, and was the first player in league history to record hat tricks in back-to-back games in the OHL Championship Series...Totaled eight goals and three assists in a four-game sweep to win the OHL title...Registered five points (four goals, one assist) with a goal in each game at the Memorial Cup, helping the Knights finish runner-up...Named Sharks Prospect of the Week three times over the course of the season, Oct. 16, Jan. 3 and Feb. 13...Represented Finland at the World Junior Championship, finishing T-2nd on the club with six points (3g, 3a) in seven games...Signed to an ELC, July 12... **2022-23:** Scored at a goal-per-game clip with HIFK U20 in the U20 SM-sarja league in Finland, totaling 24 points (18 goals, six assists) in 18 games...Played in 27 Liiga games with HIFK, registering one assist... Notched three points (one goal, two assists) in three games with Kiekko-Vantaa of Mestis, the second-highest league in Finland...Scored 10 points (six goals, four assists) in five games with Finland at the U-18 World Junior Championship en route to being named a Top 3 Player on the Team at the tournament... Helped Finland earn a Bronze Medal at the Hlinka Gretzky Cup with three points (one goal, two assists) in five games... **2021-22:** Registered 38 points (24 goals, 14 assists) in 41 games with Jokerit U20 in U20 SM-sarja, earning Rookie of the Year honors. He ranked third among all U20 skaters in goals and led all skaters aged 18 or younger in goals and points... Played for Finland as an underager at the U-18 Men's World Junior Championship, logging five points (three goals, two assists) in six games... **2020-21:** Had 18 points (11 goals, seven assists) in five games with Jokerit U16 in U16 SM-sarja then tallied 19 points (nine goals, 10 assists) in 17 points with Jokerit's U-18 club in U18 SM-sarja... **2019-20:** Recorded 59 points (32 goals, 27 assists) in 41 games with Jokerit/Viikingit U16.

CAREER STATS			REGULAR SEASON					PLAYOFFS				
SEASON	TEAM	LEAGUE	GP	G	A	TP	PIM	GP	G	A	TP	PIM
2019-20	Jokerit/Viikingit U16	U16 SM-sarja Q	29	19	21	40	64	-	-	-	-	-
	Jokerit/Viikingit U16	U16 SM-sarja	12	13	6	19	49	-	-	-	-	-
2020-21	Jokerit U16	U16 SM-sarja	5	11	7	18	14	-	-	-	-	-
	Jokerit U18	U18 SM-sarja	17	9	10	19	81	-	-	-	-	-
2021-22	Jokerit U20	U20 SM-sarja	41	24	14	38	75	1	1	0	1	25
	Jokerit U18	U18 SM-sarja	0	0	0	0	0	5	3	2	5	6
	Finland U18	WJC-18	6	3	2	5	0	-	-	-	-	-
2022-23	HIFK U20	U20 SM-sarja	18	18	6	24	14	3	0	0	0	0
	HIFK	Liiga	27	0	1	1	8	1	0	0	0	0
	Kiekko-Vantaa	Mestis	3	1	2	3	2	3	1	1	2	4
	Finland U18	WJC-18	5	6	4	10	6	-	-	-	-	-
2023-24	London	OHL	57	32	29	61	61	18	17	9	26	14
	Finland U20	WJC-20	7	3	3	6	4	-	-	-	-	-



DONAVAN VILLENEUVE-HOULE

FORWARD | Signed by San Jose (AHL) to an ATO as a free agent, Apr. 1, 2024

H: 6-1 | **W:** 195 lbs. | **SHOOTS:** R

BORN: Nov. 4, 1999 in Montreal, Quebec

2023-24: Made his AHL debut on Apr. 4 at Coachella Valley and recorded his first point in the league, an assist, on Apr. 10...Completed his collegiate career at Maine, posting career highs in both points (24) and assists (15)...Logged career bests in shots (88) and plus-minus (+10)...Recorded eight multi-point games... **2022-23:** Registered 19 points (nine goals, 10 assists) in 36 games...Named Hockey East Co-Player of the Week on Dec. 5 after scoring a pair of goals and posting a plus-3 rating in a two-game sweep of Vermont...Tallied points in four of the final five games of the season... **2021-22:** Scored a career-best 10 goals...Led Maine in goals and finished fourth with nine assists...Lit the lamp twice on Nov. 6 against UConn, including his first career NCAA marker...Had a three-point effort (one goal, two assists) against Alaska-Fairbanks on Jan. 8... **2020-21:** Skated in all 16 games of the season, registering a pair of assists... **2019-20:** Finished second on Flin Flon with 31 goals, third on the club with 67 points, both career highs...Ranked second on the Bombers with eight points (three goals, five assists) in four postseason games... **2018-19:** Ranked sixth on Flin Flon with 46 points and 18 goals and seventh on the club with 28 assists...Tied for fifth among Bombers skaters with seven points (one goal, six assists) in nine playoff contests... **2017-18:** Registered 21 points (seven goals, 14 assists) in 58 regular season games... Placed Flin Flon with six points, all goals, in seven postseason contests.

CAREER STATS			REGULAR SEASON					PLAYOFFS				
SEASON	TEAM	LEAGUE	GP	G	A	TP	PIM	GP	G	A	TP	PIM
2017-18	Flin Flon	SJHL	58	7	14	21	70	7	6	0	6	4
2018-19	Flin Flon	SJHL	51	18	28	46	47	9	1	6	7	6
2019-20	Flin Flon	SJHL	46	31	36	67	127	4	3	5	8	10
2020-21	Maine	NCAA	16	0	2	2	14	-	-	-	-	-
2021-22	Maine	NCAA	32	10	9	19	44	-	-	-	-	-
2022-23	Maine	NCAA	36	9	10	19	16	-	-	-	-	-
2023-24	Maine	NCAA	36	9	15	24	33	-	-	-	-	-
	San Jose	AHL	4	0	1	1	4	-	-	-	-	-

PLAYER BIOS



GANNON LAROQUE

DEFENSEMAN | Selected by San Jose in the 2021 NHL Draft (4th round, 103rd overall)

H: 6-2 | **W:** 195 lbs. | **SHOOTS:** R

BORN: Aug. 20, 2003 in Edmonton, Alberta

2023-24: Split the season between San Jose (AHL) and Wichita (ECHL)...Scored his first AHL goal on Apr. 20 at Tucson...Registered a pair of assists over nine games with the Wichita Thunder... **2022-23:** Named to Canada's National Junior Team summer camp roster...Chosen as Victoria team captain for the 2022-23 season on June 3...Missed most of the season due to a lower body injury...Registered five points (two goals, three assists) in four games... **2021-22:** Logged a seven-game point streak from Nov. 20 thru Dec. 10...Finished ninth in assists and 10th in points among WHL defensemen...Named the Royals' Top Defenseman for the second consecutive year...Named to the WHL B.C. Division First All-Star Team and was the WHL B.C. Division Defenseman of the Year...Made his AHL debut on April 20 and recorded his first assist on Feb. 22... **2020-21:** Named team's Top Defenseman in his first WHL campaign...Ranked 219th by NHL Central Scouting amongst North American skaters...One of the youngest players in the 2021 NHL Draft...Finished as Victoria's highest-scoring defenseman and second-highest-scoring rookie... **2019-20:** Went undrafted in the 2019 WHL Bantam Draft... **Other Notes:** Of M tis heritage.

CAREER STATS			REGULAR SEASON					PLAYOFFS				
SEASON	TEAM	LEAGUE	GP	G	A	TP	PIM	GP	G	A	TP	PIM
2018-19	Northern Alberta Elite 15s	CSSHL U16	34	10	24	34	34	5	0	0	0	2
	Northern Alberta X-Treme Prep	CSSHL U18	3	0	0	0	0	-	-	-	-	-
2019-20	Northern Alberta X-Treme Prep	CSSHL U18	34	7	27	34	54	2	1	1	2	0
	Fort McMurray	AJHL	5	0	0	0	4	-	-	-	-	-
	Victoria	WHL	3	0	0	0	0	-	-	-	-	-
2020-21	Spruce Grove	AJHL	4	0	2	2	2	-	-	-	-	-
	Victoria	WHL	21	1	6	7	30	-	-	-	-	-
2021-22	Victoria	WHL	63	10	42	52	71	-	-	-	-	-
	San Jose	AHL	3	0	1	1	0	-	-	-	-	-
2022-23	Victoria	WHL	4	2	3	5	0	-	-	-	-	-
2023-24	San Jose	AHL	9	1	1	2	8	-	-	-	-	-
	Wichita	ECHL	9	0	2	2	8	-	-	-	-	-



QUENTIN MUSTY

LEFT WING | Selected by San Jose in the 2023 NHL Draft (1st round, 26th overall)


H: 6-2 | **W:** 205 lbs. | **SHOOTS:** L

BORN: July 6, 2005 in Hamburg, New York

2023-24: Named to the OHL First All-Star Team after tying for fourth in the league with 102 points...Was one of five skaters in the OHL to reach triple-digit scoring...Led the league with 1.92 points per game...Ranked fifth in the OHL and led Sudbury with 43 goals on the season...Closed the regular season with seven multi-point efforts in his last 11 games heading to the postseason, including a six-point outburst (two goals, four assists) on Mar. 22...Registered points in seven of eight postseason contests, tying for the Wolves team lead with 10 points (two goals, eight assists) in the playoffs...Was named Sharks Prospect of the Week three times during the season: Nov. 29, Jan. 24 and Mar. 6... **2022-23:** Finished second among first-time draft-eligible OHL forwards with 78 points, leading the group with 52 assists and finishing eighth with 26 goals...Posted a seven-point game (one goal, six assists) in a 13-2 win over Niagara on Dec. 4...Had 20 multi-point games compared to 12 scoreless contests...Had five points (one goal, four assists) at the Hlinka Gretzky Cup, leading Team USA in scoring... **2021-22:** Registered 31 points (12 goals, 19 assists) in 50 games in his first OHL season...Named to the OHL All-Rookie Second Team.

CAREER STATS			REGULAR SEASON					PLAYOFFS				
SEASON	TEAM	LEAGUE	GP	G	A	TP	PIM	GP	G	A	TP	PIM
2021-22	Sudbury	OHL	50	12	19	31	70	-	-	-	-	-
2022-23	Sudbury	OHL	53	26	52	78	71	4	1	3	4	6
	USA U-18	Hlinka Gretzky Cup	4	1	4	5	4	-	-	-	-	-
2023-24	Sudbury	OHL	53	43	59	102	72	8	2	8	10	2

PLAYER BIOS



VALTTERI PULLI

DEFENSEMAN | Signed by San Jose as a free agent on May 3, 2023

H: 6-5 | **W:** 215 lbs. | **SHOOTS:** L

BORN: March 13, 2001 in Turku, Finland

2023-24: Played in his first AHL season, finishing with 10 points (three goals, seven assists) in 59 games...Scored his first AHL point, an assist, on Oct. 14 vs. Rockford...Scored his first AHL goal on Nov. 12 vs. Charlotte... Had a two-goal outing on Jan. 20 at Colorado and two multi-assist games on the year... **2022-23:** Spent the full season with TPS of Finland's top league, registering 17 points (three goals, 14 assists) in 53 games...Finished third among TPS defensemen in scoring... **2021-22:** Split the season between TPS and the team's junior squad...Played in 21 games with TPS, registering a pair of assists...Helped the club win a league Silver Medal, appearing in 17 postseason contests...Competed in 17 U-20 games with TPS's junior squad, registering two points with one goal... **2020-21:** Appeared in 21 games between the U20 league and Finland's Liiga...Registered five points with four goals in 13 junior contests...Skated in eight Liiga games, making his debut on Oct. 3... **2019-20:** Registered nine points (three goals, six assists) in 52 U20 SM-Liiga games... **2018-19:** Split the season between TPS's U-18 and U-20 squads...Skated in 30 U-20 games, tallying five points (one goal, four assists) in those contests... Had 13 points (six goals, seven assists) in 24 U-18 games.

CAREER STATS			REGULAR SEASON					PLAYOFFS				
SEASON	TEAM	LEAGUE	GP	G	A	TP	PIM	GP	G	A	TP	PIM
2018-19	TPS U18	U18 SM-sarja	24	6	7	13	10	3	1	2	3	2
	TPSU20	U20 SM-liiga	30	1	4	5	2	-	-	-	-	-
2019-20	TPS U20	U20 SM-liiga	52	3	6	9	38	4	0	0	0	0
	TPS U20	U20 SM-sarja	13	4	1	5	16	2	0	1	1	2
2021-22	TPS	Liiga	8	0	0	0	4	-	-	-	-	-
	TPS U20	U20 SM-sarja	17	1	1	2	8	-	-	-	-	-
2022-23	TPS	Liiga	21	0	2	2	4	17	0	1	1	0
	TPS	Liiga	53	3	14	17	12	3	1	0	1	2
2023-24	San Jose	AHL	59	3	7	10	20	-	-	-	-	-



MITCHELL RUSSELL

RIGHT WING | Signed by San Jose as a free agent on May 19, 2022

H: 6-0 | **W:** 195 lbs. | **SHOOTS:** R

BORN: March 6, 2001 in Peterborough, Ontario

2023-24: Played in each of the final two games of the season for the Barracuda, making his AHL debut on Apr. 19 and scoring his first goal in the league on Apr. 20...Appeared in 35 games with the Wichita Thunder of the ECHL, finishing with 22 points (nine goals, 13 assists) in 35 games...Had points in four of his final six ECHL games of the season...Registered four multi-point games with the Thunder... **2022-23:** Recorded a point in his ECHL debut (an assist) on Nov. 4 vs. Allen...Appeared in two games before suffering an injury... **2021-22:** Scored his first career hat trick on Jan. 6...Was a teammate of Brandon Coe...Named the Battalion's top overage player...Finished 10th in league scoring in the regular season and led all North Bay skaters in goals, power-play goals (13), short-handed goals (three) and shots (241)...Recorded multiple points in each of his first nine playoff games...Named to the CHL Team of the Week on May 15...Finished T-6th in the OHL in playoff goals despite playing in just 11 games...Led North Bay in the playoffs in goals, points and game-winning goals (four), co-led in power-play points (seven) and was second in power-play goals (four)... **2020-21:** Did not play in the OHL during the 2020-21 regular season due to the COVID-19 related shutdown... **2019-20:** Tallied four points (one goal, three assists) on Dec. 19...Finished with then-career-highs in goals, assists and points...Ranked third on North Bay in both goals and points... **2018-19:** Traded to North Bay on Dec. 28, 2018, tallied two points that night (one goal, one assist) and one goal the next day.

CAREER STATS			REGULAR SEASON					PLAYOFFS				
SEASON	TEAM	LEAGUE	GP	G	A	TP	PIM	GP	G	A	TP	PIM
2017-18	Owen Sound	OHL	59	3	4	7	16	11	0	1	1	0
2018-19	Owen Sound	OHL	33	5	6	11	6	-	-	-	-	-
	North Bay	OHL	32	8	5	13	8	5	1	0	1	4
2019-20	North Bay	OHL	51	21	21	42	37	-	-	-	-	-
2020-21	North Bay	OHL	0	0	0	0	0	-	-	-	-	-
2021-22	North Bay	OHL	64	41	47	88	26	11	11	11	22	6
2022-23	Wichita	ECHL	2	0	1	1	0	-	-	-	-	-
2023-24	San Jose	AHL	2	1	0	1	0	-	-	-	-	-
	Wichita	ECHL	35	9	13	22	10	-	-	-	-	-

PLAYER BIOS



LUCAS VANROBOYS

FORWARD | Signed by San Jose (AHL) as a free agent on April 12, 2024
H: 6-2 | **W:** 175 lbs. | **SHOOTS:** R
BORN: July 24, 1999 in Thamesville, Ontario

2023-24: Played in five games with the Barracuda, scoring his first AHL goal on Apr. 12 vs. Texas...Completed his collegiate career as a graduate student at UMass, leading the team in faceoff percentage (60.1-percent), good for second in the Hockey East conference (min. 200 attempts)...Logged eight points (three goals, five assists)...Scored two goals against No. 6 Michigan on Oct. 14... **2022-23:** Ranked fourth in the Atlantic Hockey Conference with a .560 faceoff percentage...Totaled a NCAA-career-best 20 points (four goals, 16 assists)... **2021-22:** Ranked ninth in Atlantic Hockey in faceoff wins...Tallied 15 points (five goals, 10 assists) with a collegiate-career-high five goals in 34 games...Logged three assists in a 6-2 win over Boston College on Oct. 16... **2020-21:** Led Bentley with a 57.5-percent faceoff percentage...Played in 13 of the team's 16 contests...Named an AHCA All-American Scholar and was on the Atlantic Hockey All-Academic Team... **2019-20:** Tallied eight points (two goals, six assists) in 32 games, scoring his first NCAA goal on Jan. 24 at Mercyhurst... **2018-19:** Totaled 23 points (10 goals, 13 assists) in 42 BCHL games, split between Cowichan Valley and Prince George...Won the BCHL Championship with the Prince George Spruce Kings, scoring nine points (four goals, five assists) in 17 postseason contests... **2017-18:** Appeared in 51 games with Nanaimo in the BCHL, finishing with 24 points (14 goals, 10 assists).

CAREER STATS			REGULAR SEASON					PLAYOFFS				
SEASON	TEAM	LEAGUE	GP	G	A	TP	PIM	GP	G	A	TP	PIM
2017-18	Nanaimo	BCHL	51	14	10	24	81	6	0	1	1	12
	Oceanside	VIJHL	5	4	2	6	24	-	-	-	-	-
2018-19	Cowichan Valley	BCHL	27	7	8	15	87	-	-	-	-	-
	Prince George	BCHL	15	3	5	8	23	17	4	5	9	20
2019-20	Bentley Univ.	NCAA	32	2	6	8	18	-	-	-	-	-
2020-21	Bentley Univ.	NCAA	13	0	1	1	37	-	-	-	-	-
2021-22	Bentley Univ.	NCAA	34	5	10	15	84	-	-	-	-	-
2022-23	Bentley Univ.	NCAA	32	4	16	20	65	-	-	-	-	-
2023-24	UMass-Amherst	NCAA	29	3	5	8	22	-	-	-	-	-
	San Jose	AHL	5	1	0	1	6	-	-	-	-	-



ANTHONY VINCENT

RIGHT WING | Signed by San Jose (AHL) as a free agent on May 22, 2023
H: 5-10 | **W:** 195 lbs. | **SHOOTS:** R
BORN: Aug. 12, 1997 in Wilton, Connecticut

2023-24: Won the Barracuda's annual Hard Hat Award...Registered six points (two goals, four assists) in 21 AHL games...Scored his first career AHL goal on Feb. 17 at Bakersfield...Logged his first career multi-point effort (one goal, one assist) on Feb. 23 vs. Abbotsford... **2022-23:** Tallied 37 points (17 goals, 20 assists) in 36 games played with Long Island University, leading the Sharks in goals and points...Nominated for the Hobey Baker Award...Made his AHL debut with the Barracuda on March 15 vs. Henderson and played in 14 games, registering a pair of assists... **2021-22:** Played in 31 games with Holy Cross, registering 12 points (five goals, seven assists)... **2020-21:** Had five points (three goals, two assists) in 14 games with Holy Cross... **2019-20:** Notched 11 points (four goals, seven assists) in 21 games with Holy Cross... **2018-19:** Led Holy Cross freshmen and finished tied for second on the club with 21 points (five goals, 16 assists) in 35 games... Led the team in assists... **2017-18:** Had 26 points (nine goals, 17 assists) in 40 games with Chilliwack of the BCHL... Skated in four playoff games, registering three assists... **2016-17:** Played in 39 games with Chilliwack, totaling 11 points (three goals, eight assists)... Registered 17 points (six goals, 17 assists) in 23 playoff games, tied for third on the team in playoff scoring in helping lead the Chiefs to the finals.

CAREER STATS			REGULAR SEASON					PLAYOFFS				
SEASON	TEAM	LEAGUE	GP	G	A	TP	PIM	GP	G	A	TP	PIM
2016-17	Chilliwack	BCHL	39	3	8	11	37	23	6	11	17	28
2017-18	Chilliwack	BCHL	40	9	17	26	60	4	0	3	3	6
2018-19	Holy Cross	NCAA	35	5	16	21	39	-	-	-	-	-
2019-20	Holy Cross	NCAA	21	4	7	11	20	-	-	-	-	-
2020-21	Holy Cross	NCAA	14	3	2	5	29	-	-	-	-	-
2021-22	Holy Cross	NCAA	31	5	7	12	21	-	-	-	-	-
2022-23	Long Island	NCAA	36	17	20	37	78	-	-	-	-	-
	San Jose	AHL	14	0	2	2	12	-	-	-	-	-
2023-24	San Jose	AHL	21	2	4	6	29	-	-	-	-	-

PLAYER BIOS



COLIN WHITE

CENTER | Signed by San Jose (AHL) as a free agent on Aug. 13, 2024**H:** 6-1 | **W:** 195 lbs. | **SHOOTS:** R**BORN:** Jan. 30, 1997 in Boston, Massachusetts

2023-24: Appeared in 28 NHL games, split between Montreal and Pittsburgh...Tallied 10 points (five goals, five assists) in 21 AHL games with Wilkes-Barre/Scranton... **2022-23:** Played in 68 games with the Florida Panthers, finishing with 15 points (eight goals, seven assists)...Helped Florida reach the Stanley Cup Final, registering a pair of assists in 21 postseason contests... **2021-22:** Played in 24 games with Ottawa and notched 10 points... **2020-21:** Finished ninth among Ottawa forwards with 18 points, including 10 goals, in 45 games... **2019-20:** Tallied 23 points (seven goals, 16 assists) in 61 games with Ottawa...Appeared in one game with the Belleville Senators of the AHL, scoring two assists in the game... **2018-19:** Posted career highs of 41 points, 14 goals, 27 assists and 71 games played with Ottawa...Played for the USA at the World Championship, finishing the tournament with three points (two goals, one assist) in eight games... **2017-18:** Split the season between Ottawa and Belleville, tallying an AHL-career-best 27 points (11 goals, 16 assists) in 47 games...Won a Bronze Medal with the USA at the World Championship, tallying three points (two goals, one assist) in 10 games... **2016-17:** Concluded his collegiate career at Boston College, finishing second on the Eagles in goals with 16 and third on the team in scoring with 33 points...Made his NHL debut with Ottawa on Apr. 3 at DET, the first of two games played with the Senators on the year...Clicked at a goal-per-game pace at the World Junior Championship, finishing with eight points and seven goals in seven games... **2015-16:** Named Hockey East Rookie of the Year and earned places on the conference's All-Rookie Team and Second All-Star Team, helping BC with the league's regular season title and finished the year with 43 points (19 goals, 24 assists) in 37 games...Won a Bronze Medal with the USA at the World Junior Championship, finishing the tournament with seven points (three goals, four assists) in seven games... **2014-15:** Concluded his career with the USNTDP, scoring at a point-per-game clip with 54 points (23 goals, 31 assists) in 54 games...Won a Gold Medal at the U-18 World Junior Championship, tallying nine points (six goals, three assists) in seven games... **2013-14:** Had 64 points (33 goals, 31 assists) with the U-17 Team in the USNTDP, second-best scoring total on the club and most goals for the squad, and skated in eight games with the U-18 club.

CAREER STATS			REGULAR SEASON					PLAYOFFS				
SEASON	TEAM	LEAGUE	GP	G	A	TP	PIM	GP	G	A	TP	PIM
2013-14	USNTDP	USHL	35	14	14	28	50	-	-	-	-	-
	USNTDP U17	NTDP	47	33	31	64	79	-	-	-	-	-
	USNTDP U18	NTDP	8	1	2	3	4	-	-	-	-	-
2014-15	USNTDP	USHL	20	4	13	17	10	-	-	-	-	-
	USNTDP U18	NTDP	54	23	31	54	28	-	-	-	-	-
	USA U18	WJC-18	7	6	3	9	0	-	-	-	-	-
2015-16	Boston College	NCAA	37	19	24	43	46	-	-	-	-	-
	USA U20	WJC	7	3	4	7	6	-	-	-	-	-
2016-17	Boston College	NCAA	35	16	17	33	46	-	-	-	-	-
	Ottawa	NHL	2	0	0	0	0	1	0	0	0	0
	Binghamton	AHL	3	1	2	3	2	-	-	-	-	-
	USA U20	WJC	7	7	1	8	4	-	-	-	-	-
2017-18	Ottawa	NHL	21	2	4	6	8	-	-	-	-	-
	Binghamton	AHL	47	11	16	27	43	-	-	-	-	-
	USA	WC	10	2	1	3	6	-	-	-	-	-
2018-19	Ottawa	NHL	71	14	27	41	24	-	-	-	-	-
	USA	WC	8	2	1	3	4	-	-	-	-	-
2019-20	Ottawa	NHL	61	7	16	23	39	-	-	-	-	-
	Belleville	AHL	1	0	2	2	0	-	-	-	-	-
2020-21	Ottawa	NHL	45	10	8	18	16	-	-	-	-	-
2021-22	Ottawa	NHL	24	3	7	10	4	-	-	-	-	-
2022-23	Florida	NHL	68	8	7	15	12	21	0	2	2	6
2023-24	Pittsburgh	NHL	11	0	0	0	2	-	-	-	-	-
	Wilkes-Barre/Scranton	AHL	21	5	5	10	10	-	-	-	-	-
	Montreal	NHL	17	0	0	0	2	-	-	-	-	-

PLAYER BIOS



ELI BARNETT

DEFENSEMAN | Selected by San Jose in the 2022 NHL Draft (7th round, 195th overall)
H: 6-6 | **W:** 218 lbs. | **SHOOTS:** R
BORN: Sept. 16, 2003 in Ottawa, Ontario

2023-24: Skated in 24 games with the Univ. of Vermont in his first season at the collegiate level...Collected his first point, an assist, on Dec. 8 against Union College and finished the contest with a pair of assists... **2022-23:** Named Sharks Prospect of the Week, Dec. 13...Played in 52 games with the Victoria Grizzlies of the BCHL...Totaled nine points (four goals, five assists)...Tied for third among Grizzlies defensemen in goals...Found the score sheet in two of four playoff games, scoring a goal and adding an assist... **2021-22:** Tallied an assist in his first ever BCHL game on Oct. 8...Appeared in 53 games in his rookie BCHL season...Ranked second among team rookie defensemen in goals and points... **2020-21:** Was T-1st among team defensemen in assists...Ranked T-4th among league U18 defensemen in points.

CAREER STATS				REGULAR SEASON					PLAYOFFS				
SEASON	TEAM	LEAGUE	GP	G	A	TP	PIM		GP	G	A	TP	PIM
2020-21	South Shore	MJHL	22	0	6	6	41		6	0	0	0	4
2021-22	Victoria	BCHL	53	3	10	13	40		3	0	1	1	0
2022-23	Victoria	BCHL	52	4	5	9	49		4	1	1	2	2
2023-24	Vermont	NCAA	24	0	5	5	16		-	-	-	-	-



MICHAEL FISHER

DEFENSEMAN | Selected by San Jose in the 2022 NHL Draft (3rd round, 76th overall)
H: 6-2 | **W:** 194 lbs. | **SHOOTS:** R |
BORN: May 2, 2004 in Westborough, Massachusetts

2023-24: Skated in 29 games at the collegiate level with Northeastern University...Logged his first point, a goal, on Oct. 26 at the University of New Hampshire... **2022-23:** Played in 14 games with Youngstown of the USHL...Missed most of the season due to injury... **2021-22:** Named captain of St. Mark's for his senior season...Led all team defensemen and ranked second on St. Mark's in points...Committed to Northeastern University on March 19...Awarded the John Carlton Memorial Trophy by the Boston Bruins...Named MVP of the ISL (Independent School League) and awarded All-NEPSAC honors...Was the first Massachusetts high school player to be selected in the 2022 NHL Draft.

CAREER STATS				REGULAR SEASON					PLAYOFFS				
SEASON	TEAM	LEAGUE	GP	G	A	TP	PIM		GP	G	A	TP	PIM
2021-22	St. Mark's School	USHS-Prep	28	13	37	50	-		-	-	-	-	-
2022-23	Youngstown	USHL	14	0	0	0	6		-	-	-	-	-
2023-24	Northeastern	NCAA	29	1	1	2	14		-	-	-	-	-



MATTIAS HAVELID

DEFENSEMAN | Selected by San Jose in the 2022 NHL Draft (2nd round, 45th overall)
H: 5-10 | **W:** 170 lbs. | **SHOOTS:** R
BORN: Jan. 1, 2004 in Taby, Sweden

2023-24: Finished second among U-20 defensemen in points (12) in 43 games played with Linköping HC (SHL)...Named Sharks Prospect of the Week, Nov. 15...Captured the silver medal at the U-20 World Junior Championships, ranked tied for second among Sweden's U-20 blueliners with six points (1g, 5a) in the tournament... **2022-23:** Recorded six points (four goals, two assists) in 25 SHL games with Linköping...Finished third in the league in scoring among U20 defensemen...Fourth among Linköping blue-liners in points-per-game (0.22)...Scored a goal in consecutive games Feb. 21 and 23 and finished the year with three goals in the final eight games... **2021-22:** Led the 2021 Hlinka Gretzky Cup in assists (seven) and finished fourth in points (nine), leading Sweden in both categories...Co-led the J20 Nationell playoffs in points with Filip Bystedt and led all defensemen in playoff goals...Named MVP of the J20 Nationell playoffs...Named an alternate captain for Sweden at the 2022 U18 World Championship...Led the U18 World Championship in points by a defenseman... **2020-21:** Was the second-highest scoring U17 defenseman in the J20 Nationell and one of only two defensemen to record more than one point...Recorded four points as an underage player at the U18 World Championship and helped Sweden finish second... **Personal:** Havelid's father, Niclas, appeared in 628 NHL games as a defenseman for Anaheim, Atlanta and New Jersey...Played on Linköping junior and senior teams with Filip Bystedt.

CAREER STATS				REGULAR SEASON					PLAYOFFS				
SEASON	TEAM	LEAGUE	GP	G	A	TP	PIM		GP	G	A	TP	PIM
2019-20	Linköping HC U16	Sweden U-16	2	1	2	3	0		2	1	1	2	0
	Linköping HC J18	Sweden U-18	27	5	8	13	6		-	-	-	-	-
2020-21	Linköping HC J20	Sweden U-20	12	0	6	6	6		-	-	-	-	-
	Sweden	WJC U-18	7	1	3	4	2		-	-	-	-	-
2021-22	Linköping HC J18	Sweden U-18	2	2	1	3	0		-	-	-	-	-
	Linköping HC J20	Sweden U-20	29	10	9	19	2		8	5	5	10	0
	Linköping HC	SHL	23	0	0	0	0		-	-	-	-	-
	Sweden	WJC U-18	6	4	8	12	0		-	-	-	-	-
2022-23	Linköping HC	SHL	25	4	2	6	2		-	-	-	-	-
	Linköping HC J20	Sweden U-20	-	-	-	-	-		4	0	2	2	2
2023-24	Linköping HC J20	Sweden U-20	2	1	1	2	0		2	1	0	1	0
	Linköping HC	SHL	43	2	10	12	8		-	-	-	-	-

PLAYER BIOS



THEO JACOBSSON

CENTER | Selected by San Jose in the 2021 NHL Draft (6th round, 177th overall)

H: 5-10 | **W:** 174 lbs. | **SHOOTS:** L

BORN: April 6, 2003 in Ornskoldsvik, Sweden

2023-24: Posted 28 points (10 goals, 18 assists) in a season split (43 games) between MoDo Hockey (SHL) and Vasterviks IK (Allsvenskan)...In just 32 games with Vasterviks IK, he logged 24 points (8 goals, 16 assists), finishing tied for second in points among all of the club skaters... **2022-23:** Ranked 13th among U-20 skaters in Allsvenskan with 11 points, tied for sixth in the group with six goals...Led J-20 Nationell with 1.71 points per game (min. 11 games played)...Recorded five points (one goal, four assists) with MoDo's junior club on March 12, an 8-1 win...Had two goals and three points on Feb. 19 with MoDo J20...Recorded his first multi-point game in Allsvenskan on Nov. 25, tallying two assists in a 6-3 win... **2021-22:** Was the youngest skater for MoDo in the Allsvenskan...Ranked ninth among U-19 players in the J20 Nationell in points-per-game (1.33), fifth in goals-per-game (.75, min. 10 goals)...Finished second on MoDo in the J20 Nationell in points, led the club in points-per-game (min. 10 games) and goals... **2020-21:** Played in four games for MoDo in the J-18 Region, tallying four goals and 10 assists...Featured in 11 games in the HockeyEttan, finished tied-second for goals (6) and third in points-per-game (0.82) among league under-18 skaters...Paced all club skaters and finished second in the league points-per-game (3.50)...Skated in 11 games for MoDo in the J-20 Nationell, recording one goal and five assists... **2019-20:** In the J-18 Elit, he registered 17 goals and 19 assists. In the J-18 Allsvenskan he added five goals and six assists...Represented Sweden at the 2019 World Hockey Challenge.

CAREER STATS

			REGULAR SEASON					PLAYOFFS				
SEASON	TEAM	LEAGUE	GP	G	A	TP	PIM	GP	G	A	TP	PIM
2018-19	MoDo Hockey J16	Sweden U-16	28	18	37	55	8	5	4	6	10	2
	MoDo Hockey J18	Sweden U-18	4	1	2	3	0	-	-	-	-	-
2019-20	MoDo Hockey J18	Sweden U-18	40	22	24	46	4	-	-	-	-	-
	MoDo Hockey J20	Sweden U-20	3	0	0	0	0	-	-	-	-	-
2020-21	MoDo Hockey J18	Sweden U-18	4	4	10	14	0	-	-	-	-	-
	MoDo Hockey J20	Sweden U-20	11	1	5	6	2	-	-	-	-	-
	MoDo Hockey	Allsvenskan	5	0	0	0	0	-	-	-	-	-
	Ornskoldsvik HF	Sweden	11	6	3	9	0	-	-	-	-	-
2021-22	MoDo Hockey J20	Sweden U-20	24	18	14	32	0	3	1	0	1	2
	MoDo Hockey	Allsvenskan	37	2	1	3	2	5	0	0	0	0
2022-23	MoDo Hockey	Sweden U-20	17	7	22	29	2	-	-	-	-	-
	MoDo Hockey	Allsvenskan	45	6	5	11	4	16	1	0	1	0
2023-24	MoDo Hockey	SHL	11	2	2	4	0	-	-	-	-	-
	Vasterviks IK	Allsvenskan	32	8	16	24	2	-	-	-	-	-



EVGENII KASHNIKOV

DEFENSEMAN | Selected by San Jose in the 2021 NHL Draft (7th round, 199th overall)

H: 6-5 | **W:** 200 lbs. | **SHOOTS:** L

BORN: Dec. 25, 2002 in Kursk, Russia

2023-24: Skated in 65 KHL games, logging two goals and four assists... **2022-23:** Skated in 66 KHL games, finishing with 10 points (three goals, seven assists)...Ranked fifth among KHL defensemen 21 years old or younger in scoring...First KHL goal came on Oct. 13, a 5-4 OT win...Notched points in consecutive games, Oct. 30 and Nov. 3 (one goal, one assist)... **2021-22:** Recorded three points (one goal, two assists) on Dec. 17...Led Gatineau in plus-minus (plus-36) and led team defensemen in goals...Ranked third among club defensemen in playoff points, second in playoff shots (14)... **2020-21:** Paced MHL club defensemen in points-per-game (.45) and finished second in both goals (five) and points (10, tied)... In eight QMJHL contests he recorded one goal, four assists, 11 penalty minutes and a plus-5 rating...Skated in four playoff games for Gatineau... **2019-20:** Played in his first QMJHL season...Ranked T-4th among club skaters and second among defensemen with 59 games played...Was drafted in the first round, 12th overall in the 2019 CHL Import Draft.

CAREER STATS

			REGULAR SEASON					PLAYOFFS				
SEASON	TEAM	LEAGUE	GP	G	A	TP	PIM	GP	G	A	TP	PIM
2018-19	CSKA Moskva U-17	Russia U-17	26	1	7	8	18	-	-	-	-	-
	CSKA Moskva U-18	Russia U-18	16	4	11	15	14	8	6	1	7	0
2019-20	Gatineau	QMJHL	59	2	5	7	30	-	-	-	-	-
2020-21	AKM Novomoskovsk	MHL	22	5	5	10	22	-	-	-	-	-
	Gatineau	QMJHL	8	1	4	5	11	4	0	0	0	0
2021-22	Gatineau	QMJHL	62	13	19	32	64	7	0	2	2	10
2022-23	Neftekhimik Nizhnekamsk	KHL	66	3	7	10	33	6	0	0	0	6
2023-24	Neftekhimik Nizhnekamsk	KHL	65	2	4	6	45	-	-	-	-	-

PLAYER BIOS



CHRISTIAN KIRSCH

GOALTENDER | Selected by San Jose in the 2024 NHL Draft (4th round, 116th overall)
H: 6-3 | **W:** 174 lbs. | **CATCHES:** L
BORN: June 18, 2006 in Basel, Switzerland

2023-24: Played his full regular season with Zug U20, appearing in team-best 30 games and ranked third in the league...Led the U20-Elit in wins (22) and tied for second in shutouts (3)... Helped Zug U20 win the U20-Elit Championship...Registered the most playoff minutes played (691), most playoff shutouts (1) and most playoff wins (7)...Participated at the U18 World Junior Championship with Switzerland, appearing in five games with a 1-3-1 record... **2022-23:** Appeared in five games in the U20-Elit (Zug 20) and earned a win in each contest, including two shutouts...Logged his best GAA at the U17 level, posting a 1.69 GAA across 22 appearances...His GAA was the best in the league that year and his wins (14) ranked tied for third-most in the league...Earned the U17-Elit Best GAA and U17-Elit Most Shutouts (6) awards...Played in six playoff games with Zug 17 and surpassed his playoff wins total from the previous season (3-1-2)...Represented Switzerland at the U18 World Junior Championships, appearing in two games... **2021-22:** appeared in 23 games for Zug U17 in the U17-Elit league, logging a 14-6-1 record with 2.41 goals against average and two shutouts...In his playoff run, made five appearances and posted a 3.49 GAA with two wins and two losses. **OTHER:** Became the first Swiss-born goaltender to be drafted by San Jose.

CAREER STATS			REGULAR SEASON							PLAYOFFS						
SEASON	TEAM	LEAGUE	GP	W-L-O	MINS	GA	SO	GAA	SVP	GP	W-L	MINS	GA	SO	GAA	SVP
2021-22	Zug U17	U17-Elit	23	14-6-1	1393	-	2	2.41	-	5	2-2	258	-	2	-	-
2022-23	Zug U17	U17-Elit	22	14-7-0	1246	-	6	1.69	-	6	3-3	374	-	0	2.41	-
	Zug U20	U20-Elit	5	5-0-0	301	-	2	1.80	-	-	-	-	-	-	-	-
	Switzerland	WJC U-18	2	0-2-0	84	-	0	8.55	0.765	-	-	-	-	-	-	-
2023-24	Zug U20	U20-Elit	30	22-5-1	1811	-	3	2.32	-	11	7-4	691	-	1	2.17	-
	Switzerland	WJC U-18	5	1-3-1	267	16	0	3.59	0.872	-	-	-	-	-	-	-



DAVID KLEE

FORWARD | Selected by San Jose in the 2023 NHL Draft (7th round, 196th overall)
H: 6-2 | **W:** 185 lbs. | **SHOOTS:** L
BORN: May 10, 2005 in Castle Rock, Colorado

2023-24: Hit the 40-point mark (15g, 25a) with the Muskegon Lumberjacks for the first time at the USHL level...Helped the Lumberjacks secure the second seed in the 2024 Clark Cup playoffs but were eliminated by the Dubuque Fighting Saints...Finished his playoff push with Muskegon with two goals and three assists in eight games...Logged nine multi point efforts, including four in back-to-back games (Feb. 10-18 & Apr. 12-13)... **2022-23:** Registered 13 points (3g, 10a) in 57 games with Waterloo...Led Waterloo forwards with 92 penalty minutes... **2021-22:** Paced the Colorado Thunder 16U AAA squad in scoring with 119 points and 75 assists, was second on the club with 44 goals...Appeared in six USHL games with Waterloo.

CAREER STATS			REGULAR SEASON						PLAYOFFS				
SEASON	TEAM	LEAGUE	GP	G	A	TP	PIM		GP	G	A	TP	PIM
2021-22	Waterloo	USHL	6	0	0	0	0		-	-	-	-	-
2022-23	Waterloo	USHL	57	3	10	13	92		3	0	0	0	0
2023-24	Muskegon	USHL	62	15	25	40	99		8	2	3	5	6



YAROSLAV KOROSTELYOV

GOALTENDER | Selected by San Jose in the 2024 NHL Draft (7th round, 194th overall)
H: 6-2 | **W:** 168 lbs. | **CATCHES:** L
BORN: Aug. 7, 2005 in St. Petersburg, Russia

2023-24: Spent his season in the MHL, splitting his time between SKA-Yunior Krasnogorsk (16 games) and SKA-1946 St. Petersburg (six games)...Posted a save percentage above .900 with both clubs (SKA-Yunior Krasnogorsk, .931 and SKA-1946 St. Petersburg, .936)...Led SKA-Yunior in shutouts (2), his last shutout win came on Jan. 14 against Taifun Primorsky Krai rounding out a five-game win streak that started on Jan. 6...In his stint with SKA-1946, Korostelyov went 4-0-2 during the regular season...Helped the club win the MHL Championship, appearing in one game in the playoffs... **2022-23:** Appeared in four games for SKA-Varyagi St. Petersburg, logging a .890 SV%...Logged a season-high 46-save performance in the 0-6 loss against Loko Yaroslavl on Dec. 13, 2022...Posted his best save percentage (.914) of the season in the 2-1 shootout win at MHK Atlant Mytishchi, including his highest TOI (65:00) on the season... **2021-22:** Made his MHL debut with SKA-Varyagi St. Petersburg on Sept. 20, 2021, at Loko Yaroslavl, stopping nine pucks out of 11 faced in 9:50 time on ice... 2020-21: Appeared in 14 games for SKA St. Petersburg U16, posting a 9-0-0 record with 2.16 goals against average and .926 save percentage...His save percentage ranked 11th-best in the league...Logged one shutout win.

CAREER STATS			REGULAR SEASON							PLAYOFFS						
SEASON	TEAM	LEAGUE	GP	W-L-O	MINS	GA	SO	GAA	SVP	GP	W-L	MINS	GA	SO	GAA	SVP
2020-21	SKA St. Petersburg U16	Russia U16	14	9-0-0	749	-	1	2.16	0.926	-	-	-	-	-	-	-
2021-22	SKA St. Petersburg U16	Russia U17	-	-	-	-	-	-	-	-	-	-	-	-	-	-
	SKA-Varyagi St. Petersburg	MHL	1	0-0-0	10	-	0	12.2	0.818	-	-	-	-	-	-	-
	SKA-1946 St. Petersburg	MHL	0	-	-	-	-	-	-	-	-	-	-	-	-	-
2022-23	SKA-Varyagi St. Petersburg	MHL	4	0-2-1	219	-	0	4.12	0.89	-	-	-	-	-	-	-
2023-24	SKA-Yunior Krasnogorsk	MHL	16	8-8-0	878	-	2	3.07	0.931	-	-	-	-	-	-	-
	SKA-1946 St. Petersburg	MHL	6	4-0-2	305	-	1	2.16	0.936	1	0-1	31	-	0	3.88	0.818

PLAYER BIOS



AXEL LANDEN


DEFENSEMAN | Selected by San Jose in the 2023 NHL Draft (5th round, 130th overall)

H: 6-1 | **W:** 185 lbs. | **SHOOTS:** R

BORN: Mar. 29, 2005 in Jonkoping, Sweden

2023-24: Made his SHL debut on Sept. 28 with HV71, skating in 35 games...Was named captain in his second season with HV71 J20, finishing the campaign ranked third in assists (11) and fourth in points (12) among the clubs defensemen... **2022-23:** Finished third among HV71 J20 defensemen in scoring with 16 points (10g, 6a) in 44 games played...Tallied three assists in four postseason games...Helped lead Sweden's U-18 team to a Silver Medal at the U-18 World Junior Championship...Won a Silver Medal at the Hlinka Gretzky Cup... **2021-22:** Was second among HV71 defensemen in scoring for the J18 Region circuit, posting 19 points (4g, 15a) in 20 games...Added 11 points (4g, 7a) in 18 games on the J18 Nationell circuit... **2020-21:** Appeared in two games with HV71's J18 team and had four points in four games (2g, 2a) in U16 Region play.

CAREER STATS			REGULAR SEASON					PLAYOFFS				
SEASON	TEAM	LEAGUE	GP	G	A	TP	PIM	GP	G	A	TP	PIM
2020-21	HV71 U16	U16 Region	4	2	2	4	2	-	-	-	-	-
	HV71 J18	J18 Region	2	0	0	0	0	-	-	-	-	-
2021-22	HV71 J18	J18 Region	20	4	15	19	40	-	-	-	-	-
	HV71 J18	J18 Nationell	18	4	7	11	22	7	0	0	0	4
	HV71 J20	J20 Nationell	3	0	0	0	2	1	0	0	0	0
2022-23	HV71 J18	J18 Region	6	2	3	5	2	-	-	-	-	-
	HV71 J18	J18 Nationell	0	0	0	0	0	4	1	1	2	4
	HV71 J20	J20 Nationell	44	10	6	16	47	4	0	3	3	0
	Sweden U18	WJC-18	7	0	0	0	2	-	-	-	-	-
2023-24	HV71 J20	J20 Nationell	20	1	11	12	22	2	0	0	0	2
	HV71	SHL	35	0	0	0	8	-	-	-	-	-



REESE LAUBACH

CENTER | Selected by San Jose in the 2022 NHL Draft (7th round, 217th overall)

H: 6-0 | **W:** 170 lbs. | **SHOOTS:** R

BORN: Nov. 20, 2003 in San Jose, California

2023-24: Posted 10 goals and 12 assists in 35 games played in his freshman season with Penn State University...Collected his first collegiate point, a marker, on Oct. 21 against American International College...Helped Penn State reach the Big Ten Quarterfinal but fell to Minnesota on Mar. 9...Named San Jose Sharks Prospect of the Week, Feb. 21... **2022-23:** Committed to Penn State on June 2...Split the season between Youngstown and Omaha in the USHL, finishing with 24 points (11 goals, 13 assists) in 50 games...Posted his first USHL hat trick in his final game in the league, a 5-3 win over Sioux City on April 22...Tallied five points (one goal, four assists) against Sioux City on Dec. 31... **2021-22:** Appeared in two games for Youngstown, making his USHL debut on Dec 30...Led Northstar Christian in goals and points...Finished second in the NAPHL 18U division in scoring... **2020-21:** Led Northstar Christian in NAPHL 18U scoring, T-1st in 18U AAA scoring... **2019-20:** Appeared in 23 T1EHL 16U games for the Jr. Sharks, leading the team with 25 points...Only Jr. Sharks to eclipse the 50-point mark in 16U AAA games...Played six games for Valley Christian, scoring 12 goals... Personal: First Jr. Shark, first San Jose native and first Sharks High School Hockey League player to be drafted by the Sharks...Grew up a Sharks fan...Favorite player was Joe Pavelski.

CAREER STATS			REGULAR SEASON					PLAYOFFS				
SEASON	TEAM	LEAGUE	GP	G	A	TP	PIM	GP	G	A	TP	PIM
2021-22	Youngstown	USHL	2	0	0	0	0	-	-	-	-	-
2022-23	Youngstown	USHL	17	2	2	4	25	-	-	-	-	-
	Omaha	USHL	33	9	11	20	36	-	-	-	-	-
2023-24	Penn State	NCAA	35	10	12	22	48	-	-	-	-	-



CAMERON LUND

CENTER | Selected by San Jose in the 2022 NHL Draft (2nd round, 34th overall)

H: 6-2 | **W:** 195 lbs. | **SHOOTS:** R

BORN: June 7, 2004 in Bridgewater, Massachusetts

2023-24: Set career highs at the NCAA level in both goals (11) and assists (19) in his sophomore campaign with Northeastern University, surpassing his previous best set in his 2022-23 rookie campaign...Helped the Huskies claim their fifth Beanpot title on Feb. 12 against No. 3 ranked Boston University by recording an assist in overtime (4-3)...Named Sharks Prospect of the Week, Dec. 6... **2022-23:** Led Northeastern freshmen with 23 points (seven goals, 16 assists) in 35 games played, earning the team's Rookie of the Year award...Helped the Huskies earn a Beanpot title...Named to the Hockey East All-Rookie Team...Had a hat trick in a 4-4 tie with Boston College on Nov. 11, one of four multi-point games on the year...Enjoyed a four-game point streak from Nov. 5 through Nov. 18, including four goals and two assists...Named Hockey East Player of the Week on Nov. 14... **2021-22:** Co-led the United States with four goals and finished second on the club in points at the Hlinka Gretzky Cup...Tallied 17 points (eight goals, nine assists) in his final 15 games of the season...Finished as Green Bay's leading goal scorer and second-highest scoring player...Ranked third among league rookies in goals and points...Named to the USHL All-Rookie Second Team... **2020-21:** Scored his first USHL goal in his first game on April 19...Led all under 17 NCDC players in goals and points... **2019-20:** Appeared in 35 games for Cushing Academy, scoring 32 points (six goals, 26 assists).

CAREER STATS			REGULAR SEASON					PLAYOFFS				
SEASON	TEAM	LEAGUE	GP	G	A	TP	PIM	GP	G	A	TP	PIM
2020-21	Green Bay	USHL	2	1	0	1	2	-	-	-	-	-
2021-22	Green Bay	USHL	62	25	25	50	49	-	-	-	-	-
2022-23	Northeastern	NCAA	35	7	16	23	16	-	-	-	-	-
2023-24	Northeastern	NCAA	35	11	19	30	22	-	-	-	-	-

PLAYER BIOS



NATE MISSKEY

DEFENSEMAN | Selected by San Jose in the 2024 NHL Draft (5th round, 143rd overall)

H: 6-3 | **W:** 210 lbs. | **SHOOTS:** R

BORN: Jan. 12, 2005 in Melfort, Saskatchewan

2023-24: Was named team alternate captain in his second full season with the Victoria Royals...Posted his best scoring production across the board, tallying 34 points (seven goals, 27 assists), including a team-high tying plus-11 rating...Finished his campaign ranked second in points among Royals’ blueliners...Logged a three-assist game on Dec. 3 at Kamloops (W; 6-3) and finished the contest with a season-high tying (three times) plus-three rating...Put up one goal and two assists in his playoff push (four games)... **2022-23:** Skated in his first full season with the Victoria Royals (65 games)...Logged 14 points (five goals, nine assists), finishing ranked third among Royals’ defensemen in all scoring categories...Logged his first point, a goal, on Sept. 24 against the Spokane Chiefs...Posted a marker in back-to-back games from Mar 18-24... **2021-22:** Posted his best points production at the U18 level, logging 36 points (eight goals, 28 assists) in 44 regular season games...Tied for first for the most games played during the regular season (44)...Finished ranked tied for 10th in the league (SMAAAHL) in assists...Named SMAAAHL First All-Star Team after leading Prince Albert’s defensemen in points and assists, including a 0.82 points-per-game scoring clip...Appeared in four playoff games, logging three points (one goal, two assists) in four games, tied for the most points among his club in the playoffs...Made his WHL debut with the Victoria Royals on Oct. 13 in the 3-8 loss against the Kamloops Blazers...Ended up skating in seven games with Victoria...Skated in one regular season game with Melfort Mustangs (SJHL) and appeared in two playoff games... **2020-21:** Made his U18 debut with Prince Albert Mintos U18 AAA, skated in five games and collected a point, an assist.

CAREER STATS			REGULAR SEASON					PLAYOFFS				
SEASON	TEAM	LEAGUE	GP	G	A	TP	PIM	GP	G	A	TP	PIM
2020-21	Prince Albert U18 AAA	SMAAAHL	5	0	1	1	10	-	-	-	-	-
2021-22	Prince Albert U18 AAA	SMAAAHL	44	8	28	36	58	4	1	2	3	6
	Victoria	WHL	7	0	0	0	5	-	-	-	-	-
	Melfort	SJHL	1	0	0	0	0	2	0	0	0	0
2022-23	Victoria	WHL	65	5	9	14	66	-	-	-	-	-
2023-24	Victoria	WHL	44	7	27	34	54	4	1	2	3	2



JOEY MULDOWNEY

RIGHT WING | Selected by San Jose in the 2022 NHL Draft (6th round, 172nd overall)

H: 5-11 | **W:** 155 lbs. | **SHOOTS:** R

BORN: June 5, 2004 in Lake View, New York

2023-24: Played in 35 games in his first season at the collegiate level...Logged five goals and nine assists with the University of Connecticut...Finished ranked tied for seventh among Huskies’ skaters in points (14) and goals (5)... **2022-23:** Finished fourth on Des Moines with 29 points (15 goals, 14 assists), second on the club in goals...Had five multi-point games in the regular season, including a two-goal effort on Oct. 1 against Waterloo...Notched a three-point game (one goal, two assists) against Lincoln in the team’s playoff finale... **2021-22:** Had 22 goals and three hat tricks through his first 19 games of the season...Named Nichols’ Most Valuable Player...Led Nichols School with 97 points...Led all prep hockey players in the nation with 57 goals...Appeared in three USHL games with Des Moines, scoring in his USHL debut on April 20... **2020-21:** Led the Jr. Sabres in goals and points...Only team skater to score 10 or more goals.

CAREER STATS			REGULAR SEASON					PLAYOFFS				
SEASON	TEAM	LEAGUE	GP	G	A	TP	PIM	GP	G	A	TP	PIM
2020-21	Buffalo Jr. Sabres 16U AAA	16U AAA	24	15	11	26	8	-	-	-	-	-
2021-22	Des Moines	USHL	3	1	1	2	2	-	-	-	-	-
2022-23	Des Moines	USHL	61	15	14	29	37	2	1	3	4	0
2023-24	Connecticut	NCAA	35	5	9	14	12	-	-	-	-	-



ERIC POHLKAMP

DEFENSEMAN | Selected by San Jose in the 2023 NHL Draft (5th round, 132nd overall)

H: 5-10 | **W:** 200 lbs. | **SHOOTS:** R

BORN: March 23, 2004 in Brainerd, Minnesota

2023-24: Put up 24 points (11g, 13a) in 32 games as a freshman...His scoring ranked ninth-best among U-20 NCAA defensemen...Was named to the All-CCHA First Team, All-CCHA Rookie Team and was a finalist for the CCHA Defenseman of the Year and CCHA Rookie of the Year...Won a Gold Medal with the USA at the World Junior Championship, posting three points (1g, 2a) in seven games...Named Sharks Prospect of the Week, Nov. 22... **2022-23:** Named USHL Defenseman of the Year and earned a spot on the USHL First All-Star Team after posting 51 points (16 goals, 35 assists) in 59 games...Tied for most points on the year by a USHL defenseman...Logged a four-assist game in a 6-1 win over Youngstown on April 14 and had four helpers on Nov. 26 in a 5-3 win vs. Waterloo...Had three assists against Madison in a 7-3 win on March 17...Scored two goals at Dubuque on Dec. 31...Rode a season-long, seven-game point streak from Dec. 28 through Jan. 14 (four goals, seven assists)... **2021-22:** Played in 61 games with Cedar Rapids, totaling 18 points (seven goals, 11 assists)...Scored two goals in a 7-6 setback against the USNTDP squad on April 3...Scored his first USHL goal on Jan. 21 against Dubuque... **2020-21:** Recorded 22 points (12 goals, 10 assists) in 18 games with Brainerd High School, leading the team in scoring...Finished third on Team Sanford Power in scoring with 13 points (five goals, eight assists) in 16 games, top scoring total among the team’s defense corps...Played in nine NAHL games with Minnesota, earning one assist.

CAREER STATS			REGULAR SEASON					PLAYOFFS				
SEASON	TEAM	LEAGUE	GP	G	A	TP	PIM	GP	G	A	TP	PIM
2020-21	Minnesota	NAHL	9	0	1	1	4	-	-	-	-	-
2021-22	Cedar Rapids	USHL	61	7	11	18	22	2	0	0	0	0
2022-23	Cedar Rapids	USHL	59	16	35	51	26	5	0	1	1	4
2023-24	Bemidji State	NCAA	32	11	13	24	18	-	-	-	-	-
	USA U20	WJC-20	7	1	2	3	4	-	-	-	-	-

PLAYER BIOS



YEGOR RIMASHEVSKIY

FORWARD | Selected by San Jose in the 2023 NHL Draft (7th round, 203rd overall)

H: 6-3 | **W:** 185 lbs. | **SHOOTS:** L

BORN: Feb. 1, 2005 in Zhlobin, Belarus

2023-24: Split the season between Dynamo Moskva (45 games) and MHK Dynamo Moskva (12 games)...Logged 14 points (five goals, nine assists) with Dynamo Moskva (KHL), including one goal and two assists in nine games in the postseason... **2022-23:** Finished fifth on MHK Dynamo Moskva with 13 points, eighth on the club with 26 points...Registered four points (two goals, two assists) On Oct. 3 against Almaz Cherepovets...Had a pair of three-point outings, Feb. 16 (two goals, one assist) vs. Amurskie Tigry Khabarovsk and Feb. 23 (one goal, two assists) against Dinamo-Shinnik Bobruysk...Finished fourth among MHL U20 skaters with 0.90 points per game (min. 25 games played)... **2021-22:** Split the season between Dynamo Moskva's U-18 club and MHK Dynamo Moskva...Recorded 13 points (eight goals, five assists) in 24 MHL games...Recorded an assist in his MHL debut, Oct. 18 against Kapitan Stupino...Notched his first multi-goal outing on Jan. 26 with a pair of goals at MHK Krylia Sovetov Moskva on Jan. 26...Finished tied for fourth on the club in playoff scoring with four assists in six games.

CAREER STATS

			REGULAR SEASON					PLAYOFFS				
SEASON	TEAM	LEAGUE	GP	G	A	TP	PIM	GP	G	A	TP	PIM
2020-21	Dynamo Moskva U16	Russia U16	11	7	10	17	4	-	-	-	-	-
	Dynamo Moskva U18	Russia U18	0	0	0	0	0	1	0	0	0	0
2021-22	Dynamo Moskva U18	Russia U18	2	2	4	6	0	2	1	1	2	2
	MHK Dynamo Moskva	MHL	24	8	5	13	6	6	0	4	4	4
2022-23	MHK Dynamo Moskva	MHL	29	13	13	26	8	7	0	1	1	2
2023-24	Dynamo Moskva	KHL	45	5	9	14	4	9	1	2	3	0
	MHK Dynamo Moskva	MHL	12	4	9	13	2	-	-	-	-	-



COLTON ROBERTS

DEFENSEMAN | Selected by San Jose in the 2024 NHL Draft (5th round, 131st overall)

H: 6-4 | **W:** 200 lbs. | **SHOOTS:** R

BORN: June 8, 2006 in Ridge Meadows, British Columbia

2023-24: Accumulated his best scoring total in all categories at the WHL level, posting 27 points (seven goals, 27 assists) in 62 games...Ranked 10th among all Giants' skaters in points...Was one of three defensemen on his team to reach the 20-point mark...Hit the 20-point threshold on Jan. 12 at Regina (W; 4-2)...Logged four multi-point efforts, including two in one week from Oct. 22-28...Appeared in five playoff games, tallying an assist on Mar. 29 at Everett in the first game (W; 6-4) of the series... **2022-23:** Skated his first full season at the WHL level, logging 11 points (three goals, eight assists) across 62 games...Finished fifth in scoring among Giants' defensemen...Participated at the World Hockey Challenge with Canada Black U17, skated in seven games with two penalty in minutes... **2021-22:** Made his WHL debut with the Vancouver Giants on Dec. 27 in the 1-3 loss against the Victoria Royals...Tallied his first point, an assist, on Feb. 11 in the 4-1 victory at Prince George Cougars...finished the season skating in five regular season games and one playoff game.

CAREER STATS

			REGULAR SEASON					PLAYOFFS				
SEASON	TEAM	LEAGUE	GP	G	A	TP	PIM	GP	G	A	TP	PIM
2021-22	Vancouver	WHL	5	0	1	1	0	1	0	0	0	0
2022-23	Vancouver	WHL	62	3	8	11	19	4	0	0	0	4
2023-24	Vancouver	WHL	62	7	20	27	49	5	0	1	1	8

PLAYER BIOS



LEO SAHLIN WALLENIOUS

DEFENSEMAN | Selected by San Jose in the 2024 NHL Draft (2nd round, 53rd overall)
H: 6-0 | **W:** 180 lbs. | **SHOOTS:** L
BORN: April 10, 2006 in Skövde, Sweden

2023-24: Was named team alternate captain in his second full season with Vaxjo Lakers HC J20...Logged a team-best 42 points (11 goals, 31 assists), including a plus-20 rating across 43 games...Led J20 Nationell defensemen in assists and ranked second in points...Led league defensemen in points and assists...Recorded three multi-point games of three points or more...Skated in five playoff games and collected three assists with a plus-one rating...Earned the J20 Nationell Best Defenseman Award...Appeared in four playoff games for Vaxjo Lakers HC J18, posting six points (six assists) with a plus-four rating...Ranked tied for sixth among J18 Nationell blueliners in the playoffs...Represented Sweden at the U18 World Juniors Championship as an alternate captain...Logged three assists in seven games played, aiding his team in capturing the Bronze Medal... **2022-23:** Logged two assists in four games played with Vaxjo Lakers HC J18...Appeared in three playoff games (J18), collecting one goal and two assists in three games...Skated in 30 games with Vaxjo Lakers HC J20...Logged two goals and six assists...Skated in three playoff games... **2021-22:** Logged a multi-point effort (two assists) in his debut with Vaxjo Lakers HC J20 (J20 Nationell) at Rogle BK J20...Finished his season skating in five games with the club (J20)...Appeared in 15 games with Vaxjo Lakers HC J18, logging six points (all assists) and skated in four playoff games...Collected his first J18 goal in the playoffs, adding an assist to finish with two points in four games played.

CAREER STATS			REGULAR SEASON					PLAYOFFS				
SEASON	TEAM	LEAGUE	GP	G	A	TP	PIM	GP	G	A	TP	PIM
2021-22	Vaxjo HC J16	U16 Region	2	0	0	0	2	2	0	0	0	0
	Vaxjo HC J18	J18 Region	15	0	8	8	6	-	-	-	-	-
	Vaxjo HC J18	J18 Nationell	15	0	6	6	6	4	1	1	2	0
	Vaxjo HC J20	J20 Nationell	5	0	2	2	6	-	-	-	-	-
2022-23	Vaxjo HC J18	J18 Region	16	7	8	15	10	-	-	-	-	-
	Vaxjo HC J18	J18 Nationell	4	0	2	2	2	3	1	2	3	2
	Vaxjo HC J20	J20 Nationell	30	2	6	8	6	3	0	0	0	0
2023-24	Vaxjo HC J18	J18 Region	3	0	1	1	4	-	-	-	-	-
	Vaxjo HC J18	J18 Nationell	0	0	0	0	0	4	0	6	6	2
	Vaxjo HC J20	J20 Nationell	43	11	31	42	38	5	0	3	3	2



YEGOR SPIRIDONOV

CENTER | Selected by San Jose in the 2019 NHL Draft (4th round, 108th overall)
H: 6-2 | **W:** 201 lbs. | **SHOOTS:** R
BORN: Jan. 22, 2001 in Chelyabinsk, Russia

2023-24: Split his season between Sibir Novosibirsk (KHL), Metallurg Novokuznetsk (VHL), and HK Sochi (KHL)...Logged a combined 35 games...Netted his first goal of the season on Nov. 8 with Sibir Novosibirsk... **2022-23:** Recorded two points (one goal, one assist) in 24 KHL games...Scored his first KHL goal on Jan. 26 at Admiral Vladivostok...Tallied his first KHL point Oct. 11 vs. Admiral Vladivostok... **2021-22:** Appeared in three KHL games for Sibir Novosibirsk... **2020-21:** Represented Team Russia at the 2021 World Junior Championships and was a teammate of Sharks prospect Artemi Kniazev...Split time between three leagues...Made his KHL debut on Sept. 23 vs. Novosibirsk... **2019-20:** Despite only appearing in 26 games for Magnitogorsk, finished sixth on the team in assists, seventh in goals and points... **2018-19:** Amassed 41 points in just 43 games, while registering new career-highs in those categories along with goals (15), assists (26), penalty minutes (28) and plus-minus (25)...Ranked T-2nd in assists, 5th in points and plus-minus and 7th in goals on Magnitogorsk...Named an MHL All-Star...Appeared in the U-18 World Jr. Championships for the second straight year, collecting six points (two goals, four assists) in seven games and helping Russia win the Silver Medal...Earned a Brnoze Medal at the Hlinka Gretzky Cup... **2017-18:** Recorded 19 points (10 goals, nine assists) and was sixth on the team in plus-minus (21) during his rookie season with Magnitogorsk...One of two 18-year-olds on Magnitogorsk to appear in at least 35 games...Added two assists for Russia at the U-18 World Jr. Championships... **2016-17:** Second in points (51), assists (29) and third in goals (22) on Magnitogorsk's U-16 club, before being promoted to its U-17 team.

CAREER STATS			REGULAR SEASON					PLAYOFFS				
SEASON	TEAM	LEAGUE	GP	G	A	TP	PIM	GP	G	A	TP	PIM
2017-18	Magnitogorsk	MHL	39	10	9	19	16	4	1	0	1	2
	Russia	U-18	5	0	2	2	2	-	-	-	-	-
2018-19	Magnitogorsk	MHL	43	15	26	41	28	3	2	1	3	2
	Russia	U-18	7	2	4	6	8	-	-	-	-	-
2019-20	Kurgan	VHL	18	1	2	3	10	-	-	-	-	-
	Magnitogorsk	MHL	26	9	13	22	16	5	1	1	2	0
2020-21	SKA St. Petersburg	KHL	2	0	0	0	0	-	-	-	-	-
	SKA-Neva	VHL	10	4	1	5	0	-	-	-	-	-
	SKA-1946	MHL	7	2	4	6	6	-	-	-	-	-
	Russia	WJC	7	0	0	0	0	-	-	-	-	-
2021-22	Sibir Novosibirsk	KHL	3	0	0	0	2	-	-	-	-	-
	Yuzhny Ural Orsk	VHL	23	1	2	3	4	-	-	-	-	-
2022-23	Sibir Novosibirsk	KHL	24	1	1	2	8					
2023-24	Sibir Novosibirsk	KHL	23	1	0	1	2					
	Metallurg Novokuznetsk	VHL	3	0	0	0	2					
	HK Sochi	KHL	9	0	0	0	6					

PLAYER BIOS



TIMOFEI SPITSEROV


RIGHT WING | Selected by San Jose in the 2020 NHL Draft (7th round, 210th overall)

H: 6-0 | **W:** 176 lbs. | **SHOOTS:** L

BORN: March 26, 2002 in St. Petersburg, Russia

2023-24: Set career highs in games played (35) and all scoring categories (seven goals, seven assists) in his junior season with the University of Vermont...Logged a season-high six-game point streak (2g, 4a) from Dec. 9 through Jan. 6... **2022-23:** Had six points (four goals, two assists) in 24 games... **2021-22:** Made his NCAA debut on Oct. 8 against Colgate...Scored his first collegiate goal on Jan. 21 against Boston University, a game-tying goal... **2020-21:** Announced his commitment to Vermont on May 19 after originally committing to UMass...Skated in his first two games in the USHL, collecting an assist in his debut on Dec. 16...Led Culver in goals and points... **2019-20:** Scored 40 goals for the second straight season, falling one shy of 50... ranked 2nd in goals in USHS, fifth in points... led his team in goals, and points, and was 30 goals higher than the next scorer for Culver... all-time in USHS play, his 49 goals ranked tied for 21st highest in a single season... **2018-19:** Ranked tied for fifth in goals in AAA U-16 play... led team in goals and points, ranked third in assists... **2017-18:** Led team in goals, assists and points.

CAREER STATS			REGULAR SEASON					PLAYOFFS				
SEASON	TEAM	LEAGUE	GP	G	A	TP	PIM	GP	G	A	TP	PIM
2017-18	Culver Military Academy	AAA U16	42	27	21	48	2	-	-	-	-	-
2018-19	Culver Military Academy	AAA U16	38	46	20	66	33	-	-	-	-	-
2019-20	Culver Military Academy	USHS	40	49	27	76	6	-	-	-	-	-
2020-21	Culver Military Academy	USHS	12	16	10	26	4	-	-	-	-	-
	Muskegon	USHL	2	0	1	1	0	-	-	-	-	-
2021-22	Univ. of Vermont	HE	22	2	1	3	4	-	-	-	-	-
2022-23	Univ. of Vermont	HE	24	4	2	6	4	-	-	-	-	-
2023-24	Univ. of Vermont	HE	35	7	7	14	6	-	-	-	-	-



BRANDON SVOBODA

CENTER | Selected by San Jose in the 2023 NHL Draft (3rd round, 71st overall)

H: 6-3 | **W:** 205 lbs. | **SHOOTS:** R

BORN: Feb. 4, 2005 in Level Green, Pennsylvania

2023-24: Skated in a 40-game regular season split between the Youngstown Phantoms (USHL) and the Fargo Force (USHL), collecting a total of 20 points (12g, 8a)...Helped Fargo capture the Clark Cup on May 18, his second consecutive Clark Cup (Previous: Youngstown Phantoms)...In his playoff push with the Fargo, he logged five points (4 goals, one assist) in nine games...Named Sharks Prospect of the Week, Dec. 20... **2022-23:** Recorded 26 points (16 goals, 10 assists) in 59 games in his first full USHL season...Helped lead Youngstown to a Clark Cup championship, the team's first ever league title...Finished 19th in scoring among first-time draft-eligible skaters in the USHL...Had three points (two goals, one assist) against the USNTDP in USHL play on March 3...Scored a pair of goals on Dec. 11 against Madison... **2021-22:** Appeared in three USHL games with Youngstown, scoring his first goal on April 23 against the USNT.

CAREER STATS			REGULAR SEASON					PLAYOFFS				
SEASON	TEAM	LEAGUE	GP	G	A	TP	PIM	GP	G	A	TP	PIM
2021-22	Youngstown	USHL	3	1	0	1	0	-	-	-	-	-
2022-23	Youngstown	USHL	59	16	10	26	32	9	1	0	1	-
2023-24	Youngstown	USHL	25	7	4	11	16	-	-	-	-	-
	Fargo	USHL	15	5	4	9	2	9	4	1	5	-



CARSON WETSCH

RIGHT WING | Selected by San Jose in the 2024 NHL Draft (3rd round, 82nd overall)

H: 6-2 | **W:** 190 lbs. | **SHOOTS:** R

BORN: May 4, 2006 in North Vancouver, British Columbia

2023-24: Set career highs in his second full season with the Hitmen, skating in 67 games with 25 goals, and 25 assists...Was one of four skaters on his team to reach a minimum of 20 goals and 20 assists on the season...Finished the season ranked third among the club's forwards in goals...Was named the team alternate captain for Canada at the U18 World Junior Championship, skating in six games and tallied three points (two goals, one assist)... **2022-23:** Skated in his first full season at the WHL level with the Calgary Hitmen...Logged 21 points (10 goals, 11 assists) in 45 games played...He became one of nine skaters for the Hitmen to hit double digits in both goals and assists...Ranked ninth among Hitmen's forwards in points...Logged his first WHL goal on Nov. 19 at Spokane and finished the contest with a three-point effort (one goal, two assists)...Put together a four-game goal streak in January (Jan. 8-18)...Skated in five playoff games, logging one goal... **2021-22:** Made his WHL debut with the Calgary Hitmen on Apr. 10 against Edmonton Oil Kings, logging one shot on goal.

CAREER STATS			REGULAR SEASON					PLAYOFFS				
SEASON	TEAM	LEAGUE	GP	G	A	TP	PIM	GP	G	A	TP	PIM
2021-22	Burnaby Winter Clip U18 Prep	CSSHL U18	31	23	24	47	26	5	3	5	8	8
	Calgary	WHL	1	0	0	0	0	-	-	-	-	-
2022-23	Calgary	WHL	45	10	11	21	22	5	1	0	1	-
2023-24	Calgary	WHL	67	25	25	50	89	-	-	-	-	-
	Canada U18	WJC-18	6	2	1	3	25	-	-	-	-	-

PLAYER BIOS



ALEX YOUNG

CENTER | Selected by San Jose in the 2020 NHL Draft (7th round, 196th overall)
H: 5-11 | **W:** 183 lbs. | **SHOOTS:** R
BORN: March 22, 2001 in Calgary, Alberta

2023-24: Split his season between Arizona State University (NCAA) and Adirondack Thunder (ECHL), skating in a combined 44 games...Netted his first marker of the season with Arizona State on Oct. 14 against Merrimack College...Made his ECHL pro debut on Apr. 5 at Allen and finished the contest with a goal and a assist...Skated in nine playoff games with the Thunder...
2022-23: Led Colgate with 39 points and 21 goals in 40 games...Logged an 18-game point streak from Dec. 2 through Feb. 25, a stretch that included 23 points (14 goals, nine assists) with a hat trick on Dec. 3 and a pair of two-goal outings, Dec. 30 and Jan. 27...Helped Colgate win an ECAC tournament championship...Named to the ECAC First All-Star Team and the conference's All-Tournament Team...Announced in April he is transferring to Arizona State... **2021-22:** His 21 assists led Colgate and he finished second on the team in points, shots (108) and power-play goals (five)...Had eight multi-point games...Helped Colgate upset Cornell with three points (one goal, two assists) in a three-game ECAC Quarterfinal series... Named to the ECAC All-Academic Team... **2020-21:** Named to the ECAC All-Rookie Team...Ranked T-1st on the team in points and second in goals and assists... **2019-20:** Named to AJHL South All-Star Team for the second straight season...Earned AJHL Sportsmanship Award...Set career highs in goals, assists and points...Ranked T-5th among AJHL skaters in goals, ninth in points, and T-11th in assists...His 13 points in the postseason was third, and co-led AJHL skaters in playoff assists... **2018-19:** Named to AJHL South All-Star Team...Ranked T-3rd among league skaters in goals, fourth in points...Led Canmore in goals and points, ranked second in assists... **2017-18:** Ranked second on Canmore in assists and points, and was T-2nd in goals.

CAREER STATS			REGULAR SEASON					PLAYOFFS				
SEASON	TEAM	LEAGUE	GP	G	A	TP	PIM	GP	G	A	TP	PIM
2017-18	Canmore	AJHL	60	21	29	50	22	3	0	1	1	2
2018-19	Canmore	AJHL	59	34	40	74	46	10	0	2	2	8
2019-20	Canmore	AJHL	53	36	46	82	24	7	4	9	13	10
2020-21	Colgate	NCAA	21	6	7	13	17	-	-	-	-	-
2021-22	Colgate	NCAA	39	10	21	31	51	-	-	-	-	-
2022-23	Colgate	NCAA	40	21	18	39	37	-	-	-	-	-
2023-24	Arizona State	NCAA	37	6	3	9	8	-	-	-	-	-
	Adirondack	ECHL	7	2	4	6	8	9	0	0	0	0

SHARKS DRAFT HISTORY

JUNE 28-29, 2024 • LAS VEGAS, NEVADA • SPHERE LAS VEGAS

Round	Overall	Name	Position	2023-24 Club (League)	Country of Birth
1	1	Macklin Celebrini	C	Boston Univ. (NCAA)	Canada
1 (from BUF)	11	Sam Dickinson	D	London (OHL)	Canada
2	33	Igor Chernyshov	L	Dynamo Moscow (KHL)	Russia
2 (from DET)	53	Leo Sahlin Wallenius	D	Vaxjo Jr. (Sweden-Jr.)	Sweden
3 (from NJD)	82	Carson Wetsch	R	Calgary (WHL)	Canada
4 (from VGK)	116	Christian Kirsch	G	Zug Jr. (Swiss-Jr.)	Switzerland
5 (from CGY)	131	Colton Roberts	D	Vancouver (WHL)	Canada
5 (from PIT)	143	Nate Misskey	D	Victoria (WHL)	Canada
7	194	Yaroslav Korostelyov	G	SKA St. Petersburg Jr. (Russia-Jr.)	Russia

JUNE 28-29, 2023 • NASHVILLE, TENNESSEE • BRIDGESTONE ARENA

Round	Overall	Name	Position	2022-23 Club (League)	Country of Birth
1	4	Will Smith	C	USA U-18 (NTDP)	USA
1 (from NJD)	26	Quentin Musty	L	Sudbury (OHL)	USA
2	36	Kasper Halttunen	R	HIFK (Finland)	Finland
3 (from CAR)	71	Brandon Svoboda	C	Youngstown (USHL)	USA
4 (from SEA)	123	Luca Cagnoni	D	Portland (WHL)	Canada
5 (from CBJ)	130	Axel Landen	D	HV71-Jr. (Sweden-Jr.)	Sweden
5	132	Eric Pohlkamp	D	Cedar Rapids (USHL)	USA
7	196	David Klee	C	Waterloo (USHL)	USA
7 (from ARI)	203	Yegor Rimashevskiy	R	MHK Dynamo Moskva (Russia-Jr.)	Belarus

JULY 7-8, 2022 • MONTREAL, QUEBEC, CANADA • CENTRE BELL

Round	Overall	Name	Position	2021-22 Club (League)	Country of Birth
1 (from ARI)	27	Filip Bystedt	C	Linköping Jr. (Sweden-Jr.)	Sweden
2 (from ARI)	34	Cameron Lund	C	Green Bay (USHL)	USA
2 (from ARI)	45	Mattias Havelid	D	Linköping Jr. (Sweden-Jr.)	Sweden
3	76	Michael Fisher	D	St. Mark's School (HIGH-MA)	USA
4	108	Mason Beaupit	G	Spokane (WHL)	Canada
5	140	Jake Furlong	D	Halifax (QMJHL)	Canada
6	172	Joey Muldowney	R	Nichols School (HIGH-NY)	USA
7 (from ARI)	195	Eli Barnett	D	Victoria (BCHL)	Canada
7 (from MIN)	217	Reese Laubach	C	Northstar Christian U18 (HIGH-MN)	USA

JUNE 24-25, 2021 • VIRTUAL DRAFT

Round	Overall	Name	Position	2020-21 Club (League)	Country of Birth
1	7	William Eklund	C	Djurgårdens (SHL)	Sweden
3 (from STL)	81	Benjamin Gaudreau	G	Sarnia (OHL)	Canada
4	103	Ganon Laroque	D	Victoria (WHL)	Canada
4 (from TOR)	121	Ethan Cardwell	R	Barrie (OHL)	Canada
5	135	Artem Guryev	D	Peterborough (OHL)	Russia
5 (from COL)	156	Max McCue	C	London (OHL)	Canada
6	167	Liam Gilmartin	L	USA U-18 (NTDP)	Germany
6 (from STL)	177	Theo Jacobsson	C	MODU (Sweden-Jr.)	Sweden
7	199	Evgenii Kashnikov	D	Gatineau (QMJHL)	Russia

OCTOBER 6-7, 2020 • VIRTUAL DRAFT

Round	Overall	Name	Position	2019-20 Club (League)	Country of Birth
1 (from TBL)	31	Ozzy Wiesblatt	C	Prince Albert (WHL)	Canada
2 (from BUF)	38	Thomas Bordeleau	C	USA U-18 (NTDP)	USA
2 (from WSH)	56	Tristen Robins	C	Saskatoon (WHL)	Great Britain
3 (from EDM)	76	Daniil Gushchin	L	Muskegon (USHL)	Russia
4 (from MTL)	98	Brandon Coe	R	North Bay (OHL)	Canada
7 (from NYR)	196	Alex Young	C	Canmore (AJHL)	Canada
7 (from PIT)	201	Adam Raska	R	Rimouski (QMJHL)	Czech Republic
7 (from NYR)	206	Linus Öberg	C	Örebro (Sweden)	Sweden
7 (from WSH)	210	Timofey Spitserov	R	Culver Academy (HIGH-IN)	Russia

JUNE 22-23, 2019 • VANCOUVER, BRITISH COLUMBIA, CANADA • ROGERS ARENA

Round	Overall	Name	Position	2018-19 Club (League)	Country of Birth
2 (from VGK)	48	Artemi Kniazev	D	Chicoutimi (OHL)	Russia
2 (from NJD)	55	Dillon Hamaliuk	L	Seattle (WHL)	Canada
4 (from MTL)	108	Yegor Spiridonov	C	Magnitogorsk (Russia-Jr.)	Russia
6 (from VAN)	164	Timur Ibragimov	C	SKA St. Petersburg (Russia-Jr.)	Russia
6	184	Santeri Hatakka	D	Jokerit (Finland-Jr.)	Finland

SHARKS DRAFT HISTORY

JUNE 22-23, 2018 • DALLAS, TEXAS • AMERICAN AIRLINES CENTER

Round	Overall	Name	Position	2017-18 Club (League)	Country of Birth
1	21	Ryan Merkley	D	Guelph (OHL)	Canada
3 (from ARI)	87	Linus Karlsson	C	Karlskrona (Sweden-Jr.)	Sweden
4 (from MTL)	102	Jasper Weatherby	L	University of North Dakota (NCAA)	USA
6	176	Zachary Emond	G	Rouyn-Noranda (QMJHL)	Canada
6 (from NSH)	182	John Leonard	L	UMass Amherst (NCAA)	USA

JUNE 23-24, 2017 • CHICAGO, ILLINOIS • UNITED CENTER

Round	Overall	Name	Position	2016-17 Club (League)	Country of Birth
1	19	Josh Norris	C	USA U-18 (USHL)	USA
2 (from NJD)	49	Mario Ferraro	D	Des Moines (USHL)	Canada
4 (from NYR)	102	Scott Reedy	C	USA U-18 (USHL)	USA
6 (from ARI)	159	Jacob McGrew	R	Spokane (WHL)	USA
6 (from NJD)	185	Sasha Chmelevski	C	Ottawa (OHL)	USA
7 (from CHI)	212	Ivan Chekhovich	L	Baie-Comeau (QMJHL)	Russia

JUNE 24-25, 2016 • BUFFALO, NEW YORK • FIRST NIAGARA CENTER

Round	Overall	Name	Position	2015-16 Club (League)	Country of Birth
2	60	Dylan Gambrell	C	University of Denver (NCAA)	USA
4 (from NYR)	111	Noah Gregor	C	Moose Jaw (WHL)	Canada
5	150	Manuel Wiederer	C	Moncton (QMJHL)	Germany
6	180	Mark Shoemaker	D	North Bay (OHL)	Canada
7	210	Joachim Blichfeld	L	Malmö (Sweden-Jr.)	Denmark

JUNE 26-27, 2015 • SUNRISE, FLORIDA • BB&T CENTER

Round	Overall	Name	Position	2014-15 Club (League)	Country of Birth
1	9	Timo Meier	R	Halifax (QMJHL)	Switzerland
2 (from COL)	31	Jérémy Roy	D	Sherbrooke (QMJHL)	Canada
3 (from EDM)	86	Mike Robinson	G	Lawrence Academy (HIGH-MA)	USA
4 (from CGY)	106	Adam Helewka	L	Spokane (WHL)	Canada
5	130	Karlis Cukste	D	HK Riga (MHL)	Latvia
5 (from NYI)	142	Rudolfs Balcers	L	Stavanger (Norway)	Latvia
6	160	Adam Parsells	D	Wausau West High School (HIGH-WI)	USA
7	190	Marcus Vela	C	Langley (BCHL)	Canada
7 (from DAL)	193	Jake Kupsky	G	Lone Star (NAHL)	USA

JUNE 27-28, 2014 • PHILADELPHIA, PENNSYLVANIA • WELLS FARGO CENTER

Round	Overall	Name	Position	2013-14 Club (League)	Country of Birth
1 (from CHI)	27	Nikolay Goldobin	R	Sarnia (OHL)	Russia
2 (from NSH)	46	Julius Bergman	D	Frölunda HC J20 (Sweden-Jr.)	Sweden
2 (from PIT)	53	Noah Rod	R	Genève Jr. (Swiss-Jr.)	Switzerland
3 (from NSH)	72	Alex Shoenborn	R	Portland (WHL)	USA
3	81	Dylan Sadowy	L	Saginaw (OHL)	Canada
4 (from NSH)	102	Alexis Vanier	D	Baie-Comeau (QMJHL)	Canada
5 (from NYR)	149	Rourke Chartier	C	Kelowna (WHL)	Canada
6	171	Kevin Labanc	R	Barrie (OHL)	USA

JUNE 30, 2013 • NEWARK, NEW JERSEY • PRUDENTIAL CENTER

Round	Overall	Name	Position	2012-13 Club (League)	Country of Birth
1 (from DET)	18	Mirco Mueller	D	Everett (WHL)	Switzerland
2 (from NYR)	49	Gabryel Boudreau	L	Baie-Comeau (QMJHL)	Canada
4 (from CHI)	117	Fredrik Bergvik	G	Frölunda HC J20 (Sweden-Jr.)	Sweden
5	141	Michael Brodzinski	D	Muskegon (USHL)	USA
5 (from CHI)	151	Gage Ausmus	D	USA U-18 (USHL)	USA
7	201	Jake Jackson	C	Tartan (HIGH-MN)	USA
7 (from COL)	207	Emil Galimov	L	Lokomotiv Yaroslavl (KHL)	Russia

JUNE 22-23, 2012 • PITTSBURGH, PENNSYLVANIA • CONSOL ENERGY CENTER

Round	Overall	Name	Position	2011-12 Club (League)	Country of Birth
1	17	Tomáš Hertl	C	Slavia Praha (Czech)	Czech Republic
2	55	Chris Tierney	C	London (OHL)	Canada
4 (from CHI)	109	Christophe Lalancette	R	Acadie-Bathurst (QMJHL)	Canada
5	138	Daniel O'Regan	C	St. Sebastien (USHS)	Germany
6	168	Clifford Watson	D	Sioux City (USHL)	USA
7	198	Joakim Ryan	D	Cornell (NCAA)	USA

SHARKS DRAFT HISTORY

JUNE 24-25, 2011 • ST. PAUL, MINNESOTA • XCEL ENERGY CENTER

Round	Overall	Name	Position	2010-11 Club (League)	Country of Birth
2 (from FLA)	47	Matthew Nieto	L	Boston University (NCAA)	USA
3	89	Justin Sefton	D	Sudbury (OHL)	Canada
5 (from WPG)	133	Sean Kuraly	C	Indiana (USHL)	USA
6 (from NYR)	166	Daniil Sobchenko	C	Yaroslavl (KHL)	Ukraine
6	179	Dylan DeMelo	D	Mississauga (OHL)	Canada
7 (from WPG)	194	Colin Blackwell	C	St. John's Prep (HIGH-MA)	USA

JUNE 25-26, 2010 • LOS ANGELES, CALIFORNIA • STAPLES CENTER

Round	Overall	Name	Position	2009-10 Club (League)	Country of Birth
1	28	Charlie Coyle	C	South Shore (EJHL)	USA
3	88	Max Gaede	R	Woodbury High School (HIGH-MN)	USA
5 (from CAR)	127	Cody Ferriero	C	Governor's Academy (HIGH-MA)	USA
5 (from MIN)	129	Freddie Hamilton	C	Niagara (OHL)	Canada
5 (from OTT)	136	Isaac MacLeod	D	Penticton (BCHL)	Canada
6 (from CGY)	163	Konrad Abeltshauser	D	Halifax (QMJHL)	Germany
7 (from ATL)	188	Lee Moffie	D	University of Michigan (NCAA)	USA
7 (from PIT)	200	Christopher Crane	R	Green Bay (USHL)	USA

JUNE 26-27, 2009 • MONTREAL, QUEBEC, CANADA • CENTRE BELL

Round	Overall	Name	Position	2008-09 Club (League)	Country of Birth
2 (from BUF)	43	William Wrenn	D	USA U-18 (NTDP)	USA
2	57	Taylor Doherty	D	Kingston (OHL)	Canada
5	147	Philip Varone	C	London (OHL)	Canada
7 (from DAL)	189	Marek Viedensky	C	Prince George (WHL)	Slovakia
7	207	Dominik Bielke	D	Eisbären Berlin (DEL)	Germany

JUNE 20-21, 2008 • OTTAWA, ONTARIO, CANADA • SCOTIABANK PLACE

Round	Overall	Name	Position	2007-08 Club (League)	Country of Birth
3 (from TBL)	62	Justin Daniels	C	Kent School (HIGH-CT)	USA
4 (from TBL)	92	Samuel Groulx	D	Quebec (QMJHL)	Canada
4 (from NSH)	106	Harri Säteri	G	Tappara (Finland)	Finland
5 (from MTL)	146	Julien Demers	D	Ottawa (OHL)	Canada
6	177	Tommy Wingels	C	Miami University (NCAA)	USA
7 (from NYI)	186	Jason Demers	D	Victoriaville (QMJHL)	Canada
7 (from BUF)	194	Drew Daniels	R	Kent School (HIGH-CT)	USA

JUNE 22-23, 2007 • COLUMBUS, OHIO • NATIONWIDE ARENA

Round	Overall	Name	Position	2006-07 Club (League)	Country of Birth
1 (from STL)	9	Logan Couture	C	Ottawa (OHL)	Canada
1 (from WSH)	28	Nick Petrecki	D	Omaha (USHL)	USA
3	83	Timo Pielmeier	G	Koln-Jr. (Germany-Jr.)	Germany
3 (from COL)	91	Tyson Sexsmith	G	Vancouver (WHL)	Canada
6 (from COL)	165	Patrik Zackrisson	L	Rogle (Sweden-2)	Sweden
6	173	Nick Bonino	C	Avon Old Farms High School (HIGH-CT)	USA
7 (from PIT)	201	Justin Braun	D	UMass Amherst (NCAA)	USA
7	203	Frazer McLaren	L	Portland (WHL)	Canada

JUNE 24, 2006 • VANCOUVER, BRITISH COLUMBIA, CANADA • GENERAL MOTORS PLACE

Round	Overall	Name	Position	2005-06 Club (League)	Country of Birth
1 (from MTL)	16	Ty Wishart	D	Prince George (WHL)	Canada
2 (from CBJ)	36	Jamie McGinn	L	Ottawa (OHL)	Canada
4 (from NYI)	98	James DeLory	D	Oshawa (OHL)	Canada
5	143	Ashton Rome	R	Kamloops/Red Deer (WHL)	Canada
7	202	John McCarthy	L	Boston University (NCAA)	USA
7 (from TBL)	203	Jay Barriball	L	Sioux Falls (USHL)	USA

JUNE 30, 2005 • OTTAWA, ONTARIO, CANADA • SHERATON HOTEL AND TOWERS

Round	Overall	Name	Position	2004-05 Club (League)	Country of Birth
1 (from ATL)	8	Devin Setoguchi	R	Saskatoon (WHL)	Canada
2 (from CGY)	35	Marc-Edouard Vlasic	D	Quebec (QMJHL)	Canada
4	112	Alex Stalock	G	Cedar Rapids (USHL)	USA
5	140	Taylor Dakers	G	Kootenay (WHL)	Canada
5	149	Derek Joslin	D	Ottawa (OHL)	Canada
5 (from TBL)	162	Paul (P.J.) Fenton	L	UMass Amherst (NCAA)	USA
6	183	William Colbert	D	Ottawa (OHL)	Canada
6 (from ANA)	193	Tony Lucia	L	Wayzata (USHSW)	USA

SHARKS DRAFT HISTORY

JUNE 26-27, 2004 • RALEIGH, NORTH CAROLINA • RBC CENTER					
Round	Overall	Name	Position	2003-04 Club (League)	Country of Birth
1 (from DAL)	22	Lukas Kaspar	R	Litvinov (Czech)	Czech Republic
3 (from BOS)	94	Thomas Greiss	G	Koln (Germany)	Germany
4 (from BOS)	126	Torrey Mitchell	C	Hotchkiss Prep (USHSE)	Canada
4 (from BOS)	129	Jason Churchill	G	Halifax (QMJHL)	Canada
5 (from DAL)	153	Steven Zalewski	C	Northwood Prep (USHSE)	USA
7 (from FLA)	201	Michael Vernace	D	Brampton (OHL)	Canada
7	225	David MacDonald	D	New England (QMJHL)	USA
8 (from FLA)	234	Derek MacIntyre	G	Soo (NAHL)	USA
9 (from BOS)	288	Brian Mahoney-Wilson	G	Catholic Memorial (USHSE)	USA
9	289	Christian Jensen	D	New Jersey Jr. (Independent-Jr.)	USA

JUNE 21-22, 2003 • NASHVILLE, TENNESSEE • GAYLORD ENTERTAINMENT CENTER					
Round	Overall	Name	Position	2002-03 Club (League)	Country of Birth
1	6	Milan Michalek	R	Budějovice (Czech)	Czech Republic
1 (from BOS)	16	Steve Bernier	R	Moncton (QMJHL)	Canada
2 (from NYR)	43	Joshua Hennessy	C	Quebec (QMJHL)	Canada
2 (from CGY)	47	Matthew Carle	D	River City (USHL)	USA
5 (from PIT)	139	Patrick Ehelechner	G	Hannover (Germany)	Germany
7 (from FLA)	201	Jonathan Tremblay	R	Acadie-Bathurst (QMJHL)	Canada
7 (from PHI)	205	Joe Pavelski	C	Waterloo (USHL)	USA
7	216	Kai Hospelt	C	Kolner (Germany)	Germany
8	236	Alexander Hult	C	Tranas (Sweden)	Sweden
9	267	Brian O’Hanley	D	BC High School (USHSE)	USA
9 (from CHI)	276	Carter Lee	R	Canterbury (USHSE)	USA

JUNE 22-23, 2002 • TORONTO, ONTARIO, CANADA • AIR CANADA CENTRE					
Round	Overall	Name	Position	2001-02 Club (League)	Country of Birth
1	27	Mike Morris	R	St. Sebastian’s (USHSE)	USA
2 (from PHX)	52	Dan Spang	D	Winchester (USHSE)	USA
3 (from CHI)	86	Jonas Fiedler	R	Plymouth (OHL)	Czech Republic
5	139	Kris Newbury	C	Sarnia (OHL)	Canada
5	163	Tom Walsh	D	Deerfield Academy (USHSE)	USA
7 (from NJD)	217	Tim Conboy	D	Topeka (USHL)	USA
9	288	Mitchael Hutchins	D	Des Moines (USHL)	USA

JUNE 23-24, 2001 • SUNRISE, FLORIDA • NATIONAL CAR RENTAL CENTER					
Round	Overall	Name	Position	2000-01 Club (League)	Country of Birth
1	20	Marcel Goc	C	Schwenningen (Germany)	Germany
4 (from CHI)	106	Christian Ehrhoff	D	Krefeld (Germany)	Germany
4 (from NYR)	107	Dimitri Patzold	G	Erding (Germany-Jr.)	Kazakhstan
5 (from BUF)	140	Tomáš Plíhal	F	Liberec Jr. (Czech-Jr.)	Czech Republic
6 (comp. Norton)	175	Ryane Clowe	R	Rimouski (QMJHL)	Canada
6 (from VAN)	182	Tom Cavanagh	R	Phillips-Exeter (USHSE)	USA

JUNE 24-25, 2000 • CALGARY, ALBERTA, CANADA • THE SADDLEDOME					
Round	Overall	Name	Position	1999-00 Club (League)	Country of Birth
2 (from CHI)	41	Tero Määttä	D	Jokerit Jr. (Finland-Jr.)	Finland
4 (from NYR)	104	Jon DiSalvatore	R	Providence College (NCAA)	USA
5 (from CHI)	142	Michal Pinc	L	Rouyn Noranda (QMJHL)	Czech Republic
5 (from DET)	166	Nolan Schaefer	G	Providence College (NCAA)	Canada
6	183	Michal Macho	C	Martin (Slovakia-Jr.)	Slovakia
8	246	Chad Wiseman	L	Mississauga (OHL)	Canada
8 (from WSH)	256	Pasi Saarinen	D	Ilves (Finland)	Finland

JUNE 26, 1999 • BOSTON, MASSACHUSETTS • THE FLEET CENTER					
Round	Overall	Name	Position	1998-99 Club (League)	Country of Birth
1	14	Jeff Jillson	D	University of Michigan (NCAA)	USA
3	82	Mac Concannon	L	Winchedon High School (HIGH-MA)	USA
4	111	Willie Levesque	R	Northeastern University (NCAA)	USA
5 (from NJD)	155	Niko Dimitrakos	R	University of Maine (NCAA)	USA
8	229	Eric Betournay	C	Acadie-Bathurst (QMJHL)	Canada
8 (from OTT)	241	Douglas Murray	D	Apple Core (EJHL)	Sweden
9	257	Hannes Hyvonen	R	TPS Turku (Finland)	Finland

SHARKS DRAFT HISTORY

JUNE 27, 1998 • BUFFALO, NEW YORK • MARINE MIDLAND ARENA

Round	Overall	Name	Position	1997-98 Club (League)	Country of Birth
1 (from NSH)	3	Brad Stuart	D	Regina (WHL)	Canada
2 (from NSH)	29	Jonathan Cheechoo	R	Belleville (OHL)	Canada
3 (comp. Belfour)	65	Eric LaPlante	L	Halifax (QMJHL)	Canada
4	98	Rob Davison	D	North Bay (OHL)	Canada
4 (from BUF)	104	Miroslav Zalesak	R	HC Nitra (Slovakia)	Slovakia
5	127	Brandon Coalter	L	Oshawa (OHL)	Canada
5 (from DAL)	145	Mikael Samuelsson	R	Sodertalje (Sweden)	Sweden
7	185	Robert Mulick	D	Sault Ste. Marie (OHL)	Canada
8	212	Jim Fahey	D	Catholic Memorial (USHSE)	USA

JUNE 21, 1997 • PITTSBURGH, PENNSYLVANIA • PITTSBURGH CIVIC ARENA

Round	Overall	Name	Position	1996-97 Club (League)	Country of Birth
1	2	Patrick Marleau	C	Seattle (WHL)	Canada
1 (from CAR)	23	Scott Hannan	D	Kelowna (WHL)	Canada
4 (from NYR)	82	Adam Colagiaco	R	London/Oshawa (OHL)	Canada
5 (from BOS)	107	Adam Nittel	R	Erie (OHL)	Canada
7	163	Joe Dusbabek	R	Notre Dame (NCAA)	USA
8	192	Cam Severson	L	Lethbridge/Prince Albert (WHL)	Canada
9	219	Mark Smith	C	Lethbridge (WHL)	Canada

JUNE 22, 1996 • ST. LOUIS, MISSOURI • KIEL CENTER

Round	Overall	Name	Position	1995-96 Club (League)	Country of Birth
1	2	Andrei Zyuzin	D	Salavat Yulayev (Russia)	Russia
1 (from CHI)	21	Marco Sturm	L	Landshut (Germany)	Germany
3	55	Terry Friesen	G	Swift Current (WHL)	Canada
4	102	Matt Bradley	R	Kingston (OHL)	Canada
6	137	Michel Larocque	G	Boston University (NCAA)	Canada
7	164	Jake Deadmarsh	D	Kamloops (WHL)	Canada
8	191	Cory Cyrenne	C	Brandon (WHL)	Canada
9	217	David Thibault	L	Drummondville (QMJHL)	Canada

JULY 8, 1995 • EDMONTON, ALBERTA, CANADA • KIEL CENTER

Round	Overall	Name	Position	1994-95 Club (League)	Country of Birth
1	12	Teemu Riihijarvi	R	Kiekko-Espoo Jrs. (Finland)	Finland
2	38	Peter Roed	C	White Bear Lake (HIGH-MN)	USA
3	64	Marko Makinen	R	TPS Jr. (Finland)	Finland
4	90	Vesa Toskala	G	Ilves Jr. (Finland)	Finland
5	116	Miikka Kiprusoff	G	TPS Jr. (Finland)	Finland
5 (from DET)	130	Michal Bros	C	HC Olomouc (Czech)	Czech Republic
6 (from FLA)	140	Timo Hakanen	C	Assat Jrs. (Finland)	Finland
6	142	Jaroslav Kudrna	L	Penticton (BCJHL)	Czech Republic
7 (from DAL)	167	Brad Mehalko	R	Lethbridge (WHL)	Canada
7	168	Robert Jindrich	D	Pilzen HC (Czech)	Czech Republic
8	194	Ryan Kraft	C	University of Minnesota (NCAA)	USA
9	220	Mikko Markkanen	R	TPS Jr. (Finland)	Finland

JUNE 28-29, 1994 • HARTFORD, CONNECTICUT • HARTFORD CIVIC CENTER

Round	Overall	Name	Position	1993-94 Club (League)	Country of Birth
1	11	Jeff Friesen	L	Regina (WHL)	Canada
2	37	Angel Nikolov	D	Litvinov CHP HC (Czech)	Czech Republic
3	66	Alexei Yegorov	C	SKA St. Petersburg (CIS)	Russia
4	89	Vaclav Varada	L	Vitkovice HC (Czech)	Czech Republic
5	115	Brian Swanson	C	Omaha (USHL)	USA
6	141	Alexander Korolyuk	C	Sovetov Krylja (CIS)	Russia
7	167	Sergei Gorbachev	R	Moscow Dynamo (CIS)	Russia
8	193	Eric Landry	R	Guelph (OHL)	Canada
9	219	Evgeni Nabokov	G	Ust-Kamenogorsk (KHL)	Kazakhstan
10	240	Tomáš Písa	L	Pardubice HC (Czech)	Czech Republic
10	245	Aniket Dhadphale	L	Marquette (AAA)	USA
11	271	David Beauregard	L	St. Hyacinthe (QMJHL)	Canada

SHARKS DRAFT HISTORY

JUNE 26, 1993 • QUEBEC CITY, QUEBEC, CANADA • LE COLISÉE

Round	Overall	Name	Position	1992-93 Club (League)	Country of Birth
1	6	Viktor Kozlov	L	Moscow Dynamo (CIS)	Russia
2	28	Shean Donovan	R	Ottawa (OHL)	Canada
2 (from HFD)	45	Vlastimil Kroupa	D	Litvinov (Czech)	Czech Republic
3	58	Ville Peltonen	L	IFK Helsinki (Finland)	Finland
4	80	Alexander Osadchy	D	CSKA Moscow (CIS)	Ukraine
5	106	Andrei Buschan	D	Sokol Kiev (CIS)	Ukraine
6	132	Petri Varis	C	Ässät Pori (Finland)	Finland
6	154	Fredrik Oduya	D	Ottawa (OHL)	Sweden
7	158	Anatoli Filatov	R	Ust-Kamenogorsk (CIS)	Kazakhstan
8	184	Todd Holt	R	Swift Current (WHL)	Canada
9	210	Jonas Forsberg	G	Djurgårdens IF (Sweden)	Sweden
10	236	Jeff Salajko	G	Ottawa (OHL)	Canada
11	262	Jamie Matthews	C	Sudbury (OHL)	Canada

JUNE 20, 1992 • MONTREAL, QUEBEC, CANADA • MONTREAL FORUM

Round	Overall	Name	Position	1991-92 Club (League)	Country of Birth
1	3	Mike Rathje	D	Medicine Hat (WHL)	Canada
1 (from MIN)	10	Andrei Nazarov	L	Moscow Dynamo (CIS)	Russia
3	51	Alexander Cherbayev	L	Khimik Voskresensk (CIS)	Russia
4	75	Jan Caloun	R	Litvinov (Czech)	Czech Republic
5	99	Marcus Ragnarsson	D	Djurgårdens IF (Sweden)	Sweden
6	123	Michal Sykora	D	Tacoma (WHL)	Czech Republic
7	147	Eric Bellerose	R	Trois-Riviers (QMJHL)	Canada
8	171	Ryan Smith	D	Brandon (WHL)	Canada
9	195	Chris Burns	G	Thunder Bay (USHL)	Canada
10	219	Alexandr Kholomeyev	L	SKA Leningrad (CIS)	Russia
11	243	Victor Ignatjev	D	Riga (CIS)	Latvia

JUNE 22, 1991 • BUFFALO, NEW YORK • MEMORIAL AUDITORIUM

Round	Overall	Name	Position	1990-91 Club (League)	Country of Birth
1	2	Pat Falloon	R	Spokane (WHL)	Canada
2	23	Ray Whitney	C	Spokane (WHL)	Canada
2 (from MIN)	30	Sandis Ozolinsh	D	Dynamo Riga (Soviet Elite)	Latvia
3	45	Dody Wood	C	Seattle (WHL)	Canada
4	67	Kerry Toporowski	D	Spokane (WHL)	Canada
5	89	Dan Ryder	G	Sudbury (OHL)	Canada
6	111	Fredrick Nilsson	C	Vasteras (Sweden)	Sweden
7	133	Jaroslav Otevrell	L	Zlin (Czech)	Czech Republic
8	155	Dean Grillo	R	Warroad High School (HIGH-MN)	USA
9	177	Corwin Saurdiff	G	Waterloo (USHL)	USA
10	199	Dale Craigwell	C	Oshawa (OHL)	Canada
11	221	Aaron Kriss	D	Cranbrook High School (HIGH-MI)	USA
12	243	Mikhail Kravets	R	SKA Leningrad (Soviet Elite)	Russia



RECORD BOOK

STATISTICS AND RECORDS CURRENT ENTERING 2024-25 SEASON

ALL-TIME SHARKS REGULAR SEASON RECORDS

Current entering 2024-25 season • & Indicates set NHL record; \$ indicates tied NHL record
All team and player-specific stats can be found at [nhl.com/stats](https://www.nhl.com/stats)

TEAM RECORDS

GOALS

MOST GOALS, GAME AT HOME – 10, 3/30/01 vs. Columbus (10-2 W)
MOST GOALS, GAME ON ROAD – 10, 1/13/96 at Pittsburgh (10-8 W)

MOST GOALS AGAINST, GAME AT HOME – 11, 11/8/92 vs. Los Angeles (4-11 L)
MOST GOALS AGAINST, GAME ON ROAD – 13, 2/10/93 at Calgary (1-13 L)

MOST GOALS, GAME BY BOTH TEAMS AT HOME – 15 (2 times, MR – 12/12/92 vs. Quebec [7-8 L OT])
MOST GOALS, GAME BY BOTH TEAMS ON ROAD – 18, 1/13/96 at Pittsburgh (10-8 W)

FEWEST GOALS, GAME AT HOME – 0 (73 times, MR – 2/19/24 vs Vegas [0-4 L])
FEWEST GOALS, GAME ON ROAD – 0 (89 times, MR – 2/14/24 at Winnipeg [0-1 L])

FEWEST GOALS ALLOWED, GAME AT HOME – 0 (87 times, MR – 1/30/24 vs. Seattle [2-0 W])
FEWEST GOALS ALLOWED, GAME ON ROAD – 0 (79 times, MR – 3/30/24 at St. Louis [4-0 W])

FEWEST GOALS BY BOTH TEAMS, GAME AT HOME – 0 (7 times, MR – 2/9/13 vs. Phoenix [0-1 SOL])
FEWEST GOALS BY BOTH TEAMS, GAME ON ROAD – 0 (4 times, MR – 10/21/13 at Detroit [1-0 SOW])

EARLIEST GOAL FROM START OF GAME, FOR – 0:08, 1/11/00 vs. St Louis (2-5 L); Stephane Matteau
EARLIEST GOAL FROM START OF 2nd PERIOD, FOR – 0:10 11/11/02 vs. New York Rangers [4-5 L]; Marco Sturm)
EARLIEST GOAL FROM START OF 3rd PERIOD, FOR – 0:09 (2 times, MR – 10/10/09 vs. Minnesota [4-2 W]; Patrick Marleau)
EARLIEST GOAL FROM START OF OVERTIME, FOR – 0:13, 11/3/18 vs. Philadelphia (4-3 OTW); Timo Meier

EARLIEST GOAL FROM START OF GAME, AGAINST – 0:10, 3/6/12 vs. Edmonton (2-3 SOL); Jordan Eberle
EARLIEST GOAL FROM START OF 2nd PERIOD, AGAINST – 0:10, 11/24/17 at Vegas (4-5 OTL); William Karlsson
EARLIEST GOAL FROM START OF 3rd PERIOD, AGAINST – 0:09, 3/23/95 vs. Anaheim (3-6 L); Bobby Dollas
EARLIEST GOAL FROM START OF OVERTIME, AGAINST – 0:07, 1/5/18 at Ottawa (5-6 OTL); Matt Duchene

FASTEST 2 GOALS FROM START OF GAME, FOR – 0:30, 4/4/17 vs. Vancouver (3-1 W), K. Labanc, J. Ward
FASTEST 3 GOALS FROM START OF GAME, FOR – 5:56, 3/29/94 vs. Winnipeg (9-4W), J. Norton, S. Makarov, R. Whitney
FASTEST 4 GOALS FROM START OF GAME, FOR – 6:16, 3/29/94 vs. Winnipeg (9-4 W), J. Norton, S. Makarov, R. Whitney, G. Duchesne
FASTEST 5 GOALS FROM START OF GAME, FOR – 14:47, 12/21/11 vs. Tampa Bay (7-2 W), B. Ferriero, J. Pavelski, A. Desjardins, L. Couture (2)
FASTEST 6 GOALS FROM START OF GAME, FOR – 19:20, 1/22/13 at Edmonton (6-3 W), D. Boyle, L. Couture, P. Marleau (2), L. Couture, M. Vlasic

FASTEST 2 GOALS FROM START OF GAME, AGAINST – 0:30, 12/20/22 vs. Calgary (3-7 L), T. Toffoli, D. Dube
FASTEST 3 GOALS FROM START OF GAME, AGAINST – 4:11, 1/2/22 at Pittsburgh (5-8 L), E. Rodrigues, J. Guentzel, E. Rodrigues
FASTEST 4 GOALS FROM START OF GAME, AGAINST – 6:09, 1/2/22 at Pittsburgh (5-8 L), E. Rodrigues, J. Guentzel, E. Rodrigues, B. Rust
FASTEST 5 GOALS FROM START OF GAME, AGAINST – 14:11, 12/5/95 at Colorado (2-12 L), V. Kamensky, M. Ricci, P. Forsberg, V. Kamensky, M. Rucinsky
FASTEST 6 GOALS FROM START OF GAME, AGAINST – 19:17, 12/5/95 at Colorado (2-12 L), V. Kamensky, M. Ricci, P. Forsberg, V. Kamensky, M. Rucinsky, J. Sakic

FASTEST 2 GOALS, FOR – 0:07 (2 times, MR – 12/28/21 vs. Arizona [8-7 SOW]; R. Simek, J. Viel)
FASTEST 3 GOALS, FOR – 0:36, 11/3/01 vs. Vancouver (5-1 W), J. Jillson, S.Thornton, M. Sturm
FASTEST 4 GOALS, FOR – 2:27, 3/29/94 vs. Winnipeg (9-4 W); J. Norton, S. Makarov, R. Whitney, G. Duchesne
FASTEST 5 GOALS, FOR – 12:12, 1/13/09 vs. Tampa Bay (7-1 W), J. Thornton, M. Michalek, R. Clowe, J. Pavelski, T. Plihal

FASTEST 2 GOALS, AGAINST – 0:04, 10/19/14 at New York Rangers (0-4 L); M. St. Louis, R. Nash
FASTEST 3 GOALS, AGAINST – 0:36, 2/10/93 at Calgary (1-13 L); G. Suter, C. Lindberg, R. Stern
FASTEST 4 GOALS, AGAINST – 1:21, 2/10/93 at Calgary (1-13 L); T. Fleury, G. Suter, C. Lindberg, R. Stern
FASTEST 5 GOALS, AGAINST – 6:40, 2/10/93 at Calgary (1-13 L); R. Reichel, T. Fleury, G. Suter, C. Lindberg, R. Stern

MOST CONSECUTIVE GOALS GAME, FOR – 9, 1/4/07 vs. Detroit (9-4 W)

MOST CONSECUTIVE GOALS GAME, AGAINST – 13, 2/10/93 at Calgary (1-13 L)

MOST GOALS FOR, PERIOD AT HOME – 6 (2 times, MR – 3/11/10 vs. Nashville [8-5 W], 3rd period)
MOST GOALS FOR, PERIOD ON ROAD – 6, 1/22/13 at Edmonton (6-3 W), 1st period

MOST GOALS AGAINST, PERIOD AT HOME – 6, 12/5/91 vs. Pittsburgh (0-8 L), 2nd period
MOST GOALS AGAINST, PERIOD ON ROAD – 8, 12/17/91 at Pittsburgh (2-10 L), 2nd period

POINTS

MOST POINTS, GAME – 28, 1/13/96 at Pittsburgh (10-8 W; 10-18=28)
MOST POINTS AGAINST, GAME – 37, 2/10/93 at Calgary (1-13 L; 13-24=37)
MOST POINTS GAME BY BOTH TEAMS – 50, 1/13/96 at Pittsburgh (10-8 W); 28 SJ, 22 PIT

FEWEST POINTS, GAME – 0 (162 times, MR – 2/19/24 vs Vegas [0-4 L])
FEWEST POINTS AGAINST, GAME – 0 (166 times, MR – 3/30/24 at St. Louis [4-0 W])

ALL-TIME SHARKS REGULAR SEASON RECORDS

SHOTS

MOST SHOTS, GAME AT HOME – 57, 11/11/08 vs. Nashville (3-4 OTL)

MOST SHOTS, GAME ON ROAD – 59, 1/29/14 at Edmonton (0-3 L)

MOST SHOTS FACED, GAME AT HOME – 59, 12/26/92 vs. Los Angeles (7-2 W)

MOST SHOTS FACED, GAME ON ROAD – 57, 3/5/96 at Colorado (5-3 W)

MOST SHOTS, GAME BY BOTH TEAMS AT HOME – 99, 12/26/92 vs. Los Angeles (7-2 W); 59 LA, 40 SJ

MOST SHOTS, GAME BY BOTH TEAMS ON ROAD – 88, 2/14/92 at Buffalo (6-7 L); 49 BUF, 39 SJ

FEWEST SHOTS, GAME AT HOME – 9, 11/4/98 vs. Dallas (4-0 W); Dallas 21, SJ 9

FEWEST SHOTS, GAME ON ROAD – 11 (2 times, MR – 12/31/23 at Colorado (1-3 L); Det 39, SJ 11

FEWEST SHOTS FACED, GAME AT HOME – 11, 10/28/08 vs. Pittsburgh (2-1 W)

FEWEST SHOTS FACED, GAME ON ROAD – 13 (4 times, MR – 12/08/13 at Minnesota [1-3 L])

FEWEST SHOTS, GAME BY BOTH TEAMS AT HOME – 29, 11/27/93 vs. Anaheim (1-0 W); 15 ANA, 14 SJ

FEWEST SHOTS, GAME BY BOTH TEAMS ON ROAD – 33, 11/20/93 at Hartford (3-2 W); 20 HFD, 13 SJ

MOST SHOTS, PERIOD AT HOME – 29, 03/19/14 vs. Florida (3-2 L), 3rd period

MOST SHOTS, PERIOD ON ROAD – 25, 1/20/11 at Vancouver (2-1 SOW), 2nd period

MOST SHOTS, OT AT HOME – 9, 3/10/11 vs. Vancouver (4-5 SOL)

MOST SHOTS, OT ON ROAD – 8 (2 times, MR – 3/5/13 at Vancouver [3-2 SOW])

MOST SHOTS FACED, PERIOD AT HOME – 25, 3/6/92 vs. Pittsburgh (3-7 L), 1st period

MOST SHOTS FACED, PERIOD ON ROAD – 25 (3 times, MR – 12/31/13 at Anaheim [3-6 L], 2nd period)

MOST SHOTS FACED, OT AT HOME – 7, 11/2/13 vs. Phoenix (2-3 SOL)

MOST SHOTS FACED, OT ON ROAD – 10, 2/18/21 at St. Louis (2-3 OTL)

FEWEST SHOTS, PERIOD AT HOME – 0 (2 times, MR – 10/11/14 vs. Winnipeg [3-0 W], 3rd period)

FEWEST SHOTS, PERIOD ON ROAD – 0, 1/24/96 at Detroit (2-4 L), 2nd period

FEWEST SHOTS FACED, PERIOD AT HOME – 0 (3 times, MR – 3/21/08 vs. Anaheim [2-1 W], 3rd period)

FEWEST SHOTS FACED, PERIOD ON ROAD – 0, 11/23/02 at Pittsburgh (1-4 L), 3rd period

LARGEST MARGIN OUTSHOOTING, HOME – 34, 1/1/19 vs. Winnipeg (2-3 L), 19 WPG, 53 SJ

LARGEST MARGIN OUTSHOOTING, ROAD – 32, 1/29/14 at Edmonton (0-3 L), 27 EDM, 59 SJ

LARGEST MARGIN OUTSHOT, HOME – 31, 10/14/23 vs. Colorado (1-2 SOL); 52 COL, 21 SJ

LARGEST MARGIN OUTSHOT, ROAD – 33, 12/22/09 at Chicago (3-2 W); 47 CHI, 14 SJ



ALL-TIME SHARKS REGULAR SEASON RECORDS

SPECIAL TEAMS

MOST PPG FOR, GAME AT HOME – 6, 1/4/07 vs. Detroit (9-5 W), 6 of 9
MOST PPG FOR, GAME ON ROAD – 4 (3 times, MR – 10/6/09 at Los Angeles [4-6 L], 4 of 4)
MOST PPG AGAINST, GAME AT HOME – 5 (2 times, MR – 12/5/92 vs. Pittsburgh [4-9 L], 5 of 7)
MOST PPG AGAINST, GAME ON ROAD – 5 (3 times, MR – 2/18/04 at Nashville [3-7 L], 5 of 7)
MOST PPG FOR, PERIOD, AT HOME – 4 (1/4/07 vs. Detroit [9-5 W], 3rd period)
MOST PPG FOR, PERIOD, ON ROAD – 3 (3 times, MR – 1/22/13 at Edmonton [6-3 W], 1st period)
MOST PPG AGAINST, PERIOD, AT HOME – 3 (3 times, MR – 11/2/23 vs. Vancouver [1-10 L], 1st period)
MOST PPG AGAINST, PERIOD, ON ROAD – 4 (2 times, MR – 1/14/06 at Montreal [2-6 L], 2nd period)
MOST PPG, GAME BY BOTH TEAMS AT HOME – 7 (3 times, MR – 1/6/07 vs. Columbus [5-2 W]; 2 CBJ, 5 SJ)
MOST PPG, GAME BY BOTH TEAMS ON ROAD – 7 (2 times, MR – 4/5/12 at Los Angeles [6-5 SOW]; 4 LA, 3 SJ)
MOST PP ATTEMPTS FOR, GAME AT HOME – 13, 10/21/06 vs. Detroit (5-1 W), 5 of 13
MOST PP ATTEMPTS FOR, GAME ON ROAD – 10 (2 times, MR – 10/12/06 at Edmonton [4-6 L], 3 of 10)
MOST PP ATTEMPTS BY OPPONENT, GAME AT HOME – 11, 12/5/91 vs. Pittsburgh (0-8 L), 5 of 11
MOST PP ATTEMPTS BY OPPONENT, GAME ON ROAD – 13, 3/6/01 at Tampa Bay (1-2 L OT), 0 of 13
MOST PP ATTEMPTS, GAME, BOTH TEAMS AT HOME – 19 (5 times, MR – 10/21/06 vs. Detroit [5-1 W]; DET: 1 of 6, SJ: 5 of 13)
MOST PP ATTEMPTS, GAME, BOTH TEAMS ON ROAD – 21 (3/6/01 at Tampa Bay [1-2 L OT], SJ: 0 of 8, TB: 0 of 13)
MOST CONSECUTIVE GAMES SCORING PPG – 11, 3/17/09 at Phoenix thru 4/5/09 at Anaheim, 13 of 37
MOST CONSECUTIVE GAMES ALLOWING PPG – 13, 11/22/95 at Detroit thru 12/19/95 at Anaheim, 17 of 68
MOST CONSECUTIVE GAMES NOT SCORING A PPG – 12, 2/10/18 vs. Edmonton thru 3/4/18 vs. Columbus, 0 for 28
MOST CONSECUTIVE GAMES NOT ALLOWING A PPG – 11 (2 times, MR – 10/22/16 at Detroit thru 11/15/16 at Carolina 0 for 25)
MOST CONSECUTIVE CHANCES NOT SCORING PPG – 41, 10/4/97 vs. Chicago thru 10/18/97 at Phoenix
MOST CONSECUTIVE CHANCES NOT ALLOWING PPG – 45, 2/10/03 at Detroit thru 3/8/03 at Phoenix
MOST SHG, GAME – 3 (2 times, MR – 11/11/17 vs. Vancouver [5-0 W])
MOST SHG ALLOWED, GAME – 3, 11/25/09 vs. Chicago (2-7 L)
MOST SHG, PERIOD – 2 (7 times, MR – 12/7/23 at Detroit [6-5 OTW], 2nd period)
MOST SHG ALLOWED, PERIOD – 2 (7 times, MR – 1/4/22 at Detroit [2-6 L], 2nd period)
MOST CONSECUTIVE GAMES SCORING A SH GOAL – 4, 12/1/96 at St. Louis thru 12/11/96 vs. Washington (B. Nicholls, M. McSorley, R. Sutter, T. Granato)
MOST CONSECUTIVE GAMES ALLOWING A SH GOAL – 3, 11/10/95 vs. Pittsburgh thru 11/14/95 vs. N.Y. Islanders (R. Francis, S. Fedorov, D. Plante)
MOST PENALTIES FOR, GAME AT HOME – 19, 3/24/97 vs. Edmonton (1-5 L), 100 PIM
MOST PENALTIES FOR, GAME ON ROAD – 21, 1/26/93 at Los Angeles (1-7 L), 92 PIM
MOST PENALTIES AGAINST, GAME AT HOME – 21, 2/18/93 vs. Winnipeg (5-3 W), 72 PIM
MOST PENALTIES AGAINST, GAME ON ROAD – 20, 11/25/02 at St. Louis (4-1 W), 76 PIM
MOST PIM FOR, GAME AT HOME – 102, 2/5/97 vs. Los Angeles (3-2 W), 17 penalties
MOST PIM FOR, GAME ON ROAD – 95, 4/6/08 at Dallas (2-4 L), 20 penalties
MOST PIM AGAINST, GAME AT HOME – 106, 10/4/99 vs. Chicago (7-1 W), 20 penalties
MOST PIM AGAINST, GAME ON ROAD – 90, 10/26/14 at Anaheim (4-1 W), 19 penalties
FEWEST PENALTIES FOR, GAME AT HOME – 0 (12 times, MR – 12/14/21 vs. Seattle [1-3 L], 0 PIM)
FEWEST PENALTIES FOR, GAME ON ROAD – 0 (9 times, MR – 4/15/24 at Edmonton [2-9 L], 0 PIM)
FEWEST PENALTIES BY OPPONENT, GAME AT HOME – 0 (7 times, MR – 1/6/24 vs. Toronto [1-4 L], 0 PIM)
FEWEST PENALTIES OPPONENT, GAME ON ROAD – 0 (8 times, MR – 12/15/23 at Arizona (0-1 L), 0 PIM)
FEWEST PIM FOR, GAME AT HOME – 0 (12 times, MR – 12/14/21 vs. Seattle [1-3 L], 0 penalties)
FEWEST PIM FOR, GAME ON ROAD – 0 (9 times, MR – 4/15/24 at Edmonton [2-9 L], 0 penalties)
FEWEST PIM BY OPPONENT, GAME AT HOME – 0 (7 times, MR – 1/6/24 vs. Toronto [1-4 L], 0 penalties)
FEWEST PIM BY OPPONENT, GAME ON ROAD – 0 (8 times, MR – 12/15/23 at Arizona (0-1 L), 0 PIM)
MOST PENALTY MINUTES, GAME BY BOTH TEAMS, HOME – 205, 10/4/99 vs. Chicago (7-1 W), 106 CHI, 99 SJ
MOST PENALTY MINUTES, GAME BY BOTH TEAMS, ROAD – 165, 10/26/14 at Anaheim (4-1 W), 90 ANA, 75 SJ
FEWEST PENALTY MINUTES, GAME BY BOTH TEAMS, HOME – 0, 2/26/16 vs. Buffalo (1-3 L), 0 SJ, 0 BUF
FEWEST PENALTY MINUTES, GAME BY BOTH TEAMS, ROAD – 2 (5 times, MR – 12/5/21 at Columbus [4-6 L] 2 SJ, 0 CBJ)
FEWEST PENALTIES, GAME BY BOTH TEAMS, HOME – 0, 2/26/16 vs. Buffalo (1-3 L), 0 SJ, 0 BUF
FEWEST PENALTIES, GAME BY BOTH TEAMS, ROAD – 1 (5 times, MR – 12/5/21 at Columbus [4-6 L] 1 SJ, 0 CBJ)

ALL-TIME SHARKS REGULAR SEASON RECORDS

STREAKS

LONGEST WINNING STREAK, OVERALL – 11 games, 2/21/08 at Philadelphia thru 3/14/08 vs. St. Louis

LONGEST WINNING STREAK, HOME – 14 games, 3/19/08 vs. Minnesota thru 11/8/08 vs. Dallas

LONGEST WINNING STREAK, ROAD – 10 games, 11/14/07 at Dallas thru 12/31/07 at Minnesota

MOST CONSECUTIVE GAMES RECORDING A POINT, OVERALL – 20, 2/21/08 at Philadelphia thru 4/1/08 vs. Los Angeles (18-0-2)

MOST CONSECUTIVE GAMES RECORDING A POINT, HOME – 31, 3/3/08 vs. Montreal thru 1/13/09 vs. Tampa Bay (28-0-3)

MOST CONSECUTIVE GAMES RECORDING A POINT, ROAD – 14, 10/29/07 at Dallas thru 1/13/08 at Anaheim (12-0-2)

LONGEST LOSING STREAK, OVERALL – 17 games, 1/4/93 at Montreal (at Sacramento) thru 2/12/93 at Edmonton

LONGEST LOSING STREAK, HOME – 9 games, 11/19/92 vs. Toronto thru 12/19/92 vs. Vancouver

LONGEST LOSING STREAK, ROAD – 18 games, 11/27/92 at Winnipeg thru 2/12/93 at Edmonton

LONGEST WINLESS STREAK, OVERALL – 20 games, 12/29/92 at Vancouver thru 2/12/93 at Edmonton (0-19-1-0)

LONGEST WINLESS STREAK, HOME – 11 games, 3/29/03 vs. Dallas thru 11/18/03 vs. N.Y. Rangers (0-4-6-1) *(carries over 2002-03 and 2003-04 seasons)*

LONGEST WINLESS STREAK, ROAD – 19 games, 11/27/92 at Winnipeg thru 2/12/93 at Edmonton (0-19-0)

LONGEST SCORELESS STREAK, FOR – 190:22, 2/13/07 at St. Louis (3rd period) thru 2/18/07 at Dallas (3rd period)

LONGEST SCORELESS STREAK, OPPONENT – 234:33, 10/7/15 vs. Los Angeles (1st period) thru 10/16/15 at New Jersey (3rd period)

WIDEST MARGIN OF VICTORY, HOME – 8 goals, (2 times, MR – 1/18/10 vs. Calgary [9-1 W])

WIDEST MARGIN OF VICTORY, ROAD – 8 goals (2 times, MR – 12/4/00 at Calgary [8-0 W])

WIDEST MARGIN OF DEFEAT, HOME – 9 goals (11/2/23 vs. Vancouver [1-10 L])

WIDEST MARGIN OF DEFEAT, ROAD – 12 goals, 2/10/93 at Calgary (1-13 L)

MOST CONSECUTIVE OVERTIME GAMES – 3 (13 times, MR – 12/5/23 at NY Islanders [5-4 OTW] through 12/10/23 at Las Vegas [4-5 SOL])

MOST CONSECUTIVE GAMES WITHOUT GOING TO OVERTIME – 49, 10/7/06 vs. New York Islanders (2-0 W) thru 1/28/07 at Vancouver (1-3 W)

MOST CONSECUTIVE GAMES WITHOUT RECORDING A TIE – 49, 1/4/93 at Montreal (at Sacramento) (1-4 L) thru 10/14/93 vs. Calgary (1-2 L)

MOST CONSECUTIVE GAMES WITHOUT BEING SHUTOUT – 62, 4/19/95 at Dallas (5-5 T) thru 2/10/96 at Los Angeles (6-1 W)

MOST HAT TRICKS IN A GAME – 2, Owen Nolan and Jeff Friesen, 10/4/99 vs. Chicago (7-1 W)

MOST CONSECUTIVE GAMES SCORING A HAT TRICK – No streaks

MOST CONSECUTIVE GAMES ALLOWING A HAT TRICK – 4, 2/9/92 thru 2/15/92: John Druce (WSH), Stephan Lebeau (MTL), Dale Hawerchuk (BUF), Jimmy Carson (DET)



ALL-TIME SHARKS REGULAR SEASON RECORDS

INDIVIDUAL SKATER RECORDS

SKATERS

MOST POINTS, GAME – 6, Owen Nolan (3-3=6) 10/4/99 vs. Chicago (7-1 W)
MOST GOALS, GAME – 5, Timo Meier, 1/17/22 vs. Los Angeles (6-2)
MOST ASSISTS, GAME – 4 (21 times, MR – Tomáš Hertl, 1/17/22 vs. Los Angeles [6-2 W])
MOST PPG, GAME – 3 (2 times, MR – Ryane Clowe, 1/6/07 vs. Columbus [5-2 W])
MOST SHG, GAME – 2 (3 times, MR – Chris Tierney, 11/11/17 vs. Vancouver [5-0 W])
MOST SHOTS, GAME – 12, Patrick Marleau, 3/31/11 vs. Dallas (6-0 W)
MOST PENALTIES, GAME – 8 (2 times, MR – Ryane Clowe, 1/27/13 vs. Vancouver [4-1 W], 35 PIM)
MOST PIM, GAME – 41, Jody Shelley, 4/6/08 at Dallas (2-4 L), 7 penalties
BEST PLUS/MINUS, GAME – +6 (2 times, MR – Dany Heatley, 10/8/09 vs. Columbus [6-3 W])
WORST PLUS/MINUS, GAME – -7, Doug Wilson, 2/10/93 at Calgary (1-13 L)

MOST POINTS, PERIOD – 4 (6 times, MR – Patrick Marleau (4-0=4), 1/23/17 at Colorado (5-2 W, 3rd period)
MOST GOALS, PERIOD – 4, Patrick Marleau (4-0=4), 1/23/17 at Colorado (5-2 W, 3rd period)
MOST ASSISTS, PERIOD – 4, Joe Thornton (0-4=4), 4/1/07 vs. Los Angeles (6-2 W, 2nd period)
MOST PPG, PERIOD – 3, Owen Nolan, 12/19/95 at Anaheim (7-4 W, 2nd period)
MOST SHG, PERIOD – 2 (2 times, MR – Chris Tierney, 11/11/17 vs. Vancouver [5-0 W], 3rd period)
MOST SHOTS, PERIOD – 10 (Evander Kane, 11/01/18 vs. Columbus [1-4 L], 3rd period) &
MOST PENALTIES, PERIOD – 6, Jeff Odgers, 1/26/93 at Los Angeles [1-7 L], 1st period, 37 PIM
MOST PIM, PERIOD – 37 (3 times, MR – Marty McSorley and Andrei Nazarov, 3/24/97 vs. Edmonton [1-5 L], 3rd period, 5 penalties each)

MOST POINTS BY OPPONENT, GAME – 7, Mario Lemieux (1-6=7), 12/5/92 vs. Pittsburgh (4-9 L)
MOST GOALS BY OPPONENT, GAME – 5, Mike Ricci, 2/17/94 vs. Quebec (2-8 L)
MOST ASSISTS BY OPPONENT, GAME – 6, Mario Lemieux, 12/5/92 vs. Pittsburgh (4-9 L)
MOST PPG BY OPPONENT, GAME – 3 (3 times, MR – Steve Sullivan, 2/18/04 at Nashville (3-7 L)
MOST SHG BY OPPONENT, GAME – 2, (3 times, MR – Kirk Maltby, 10/10/02 vs. Detroit [3-6 L])
MOST SHOTS BY OPPONENT, GAME – 14, (two times, MR Nathan MacKinnon, 10/14/23 vs. Colorado [1-2 SOL])
MOST PENALTIES BY OPPONENT, GAME – 7, Mark Janssens, 10/4/99 vs. Chicago (7-1 W)
MOST PIM BY OPPONENT, GAME – 47, Mark Janssens, 10/4/99 vs. Chicago (7-1 W)
BEST PLUS/MINUS BY OPPONENT, GAME – +9, Theo Fleury, 2/10/93 at Calgary, (1-13 L)
WORST PLUS/MINUS BY OPPONENT, GAME – -6, Ryan Suter, 3/11/10 vs. Nashville (8-5 W)

MOST POINTS BY OPPONENT, PERIOD – 4 (6 times, MR – Patrick Sharp [0-4=4], 3/14/11 at Chicago [3-6 L], 2nd period)
MOST GOALS BY OPPONENT, PERIOD – 3 (11 times, MR – Martin St.Louis, 1/18/14 at Tampa Bay [5-4 W], 1st period)
MOST ASSISTS BY OPPONENT, PERIOD – 4, Patrick Sharp (0-4=4), 3/14/11 at Chicago (3-6 L), 2nd period
MOST PPG BY OPPONENT, PERIOD – 2 (21 times, MR – Brock Boeser, 11/2/23 vs. Vancouver [1-10 L], 1st period)
MOST SHG BY OPPONENT, PERIOD – 2, Kirk Maltby, 10/10/02 vs. Detroit (3-6 L)
MOST SHOTS BY OPPONENT, PERIOD – 9, Nazem Kadri, 1/28/21 at Colorado [0-3 L], 3rd period
MOST PENALTIES BY OPPONENT, PERIOD – 6, Doug Weight, 12/28/00 vs. Edmonton (2-2 T), 1st period
MOST PIM BY OPPONENT, PERIOD – 39, Doug Weight, 12/28/00 vs. Edmonton (2-2 T), 1st period

MOST CONSECUTIVE GAMES, GOAL – 6 (4 times, MR – Owen Nolan 1/20/03 thru 1/30/03)
MOST CONSECUTIVE GAMES, ASSIST – 14, Erik Karlsson (2-20=22), 12/3/22-1/6/23
MOST CONSECUTIVE GAMES, POINT – 14, Erik Karlsson (2-20=22), 12/3/22-1/6/23
MOST CONSECUTIVE GAMES PLAYED IN A SHARKS UNIFORM – 679, Brent Burns, 11/29/13 thru 4/29/22

FASTEST 2 GOALS, FOR – 0:17 Brad Stuart, 4/04/04 vs. Los Angeles (4-3 OTW)
FASTEST 3 GOALS, FOR – 2:36, Timo Meier, 1/17/22 vs. Los Angeles (6-2 W)
FASTEST 4 GOALS, FOR – 20:44, Timo Meier, 1/17/22 vs. Los Angeles (6-2 W)
FASTEST 5 GOALS, FOR – 36:30, Timo Meier, 1/17/22 vs. Los Angeles (6-2 W)

FASTEST 2 GOALS, AGAINST – 0:13, Michael Rasmussen, 12/7/23 at Detroit (6-5 OTW)
FASTEST 3 GOALS, AGAINST – 2:01, Ryan Smyth, 10/12/06 at Edmonton (4-6 L)
FASTEST 4 GOALS, AGAINST – 10:48, Mike Ricci, 2/17/94 vs. Quebec (2-8 L)
FASTEST 5 GOALS, AGAINST – 40:16, Mike Ricci, 2/17/94 vs. Quebec (2-8 L)

ALL-TIME SHARKS REGULAR SEASON RECORDS

INDIVIDUAL GOALTENDER RECORDS

SHARKS GOALTENDERS

MOST MINUTES, GAME – 65:00 (numerous times, MR – Mackenzie Blackwood, 10/14/23 vs. Colorado [1-2 SOL])
FEWEST GOALS ALLOWED IN A START, GAME – 0 (170 times, MR – Mackenzie Blackwood, 3/30/24 at St. Louis [4-0 W])
MOST GOALS ALLOWED, PERIOD – 8, Jarmo Myllys, 12/17/91 at Pittsburgh (2-10 L), 2nd period
MOST SHOTS FACED, GAME – 59, Jeff Hackett, 12/26/92 vs. Los Angeles (7-2 W)
MOST SHOTS FACED, PERIOD – 25 (4 times, MR – Antti Niemi, 12/31/13 at Anaheim [6-3 L], 2nd period)
MOST SAVES, GAME – 57, Jeff Hackett, 12/26/92 vs. Los Angeles (7-2 W)
MOST SAVES PERIOD – 24, Wade Flaherty, 3/5/96 at Colorado (5-3 W), 3rd period
FEWEST SHOTS FACED, GAME – 11, Evgeni Nabokov, 10/28/08 vs. Pittsburgh (2-1 W)
FEWEST SHOTS FACED, PERIOD – 0 (4 times, MR – Evgeni Nabokov, 3/21/08 vs. Anaheim [2-1 W], 3rd period)
MOST PENALTIES, GAME – 3 (2 times, MR – Steve Shields, 10/4/99 vs. Chicago [7-1 W])
MOST PIM, GAME – 17, Steve Shields, 10/4/99 vs. Chicago, 3 penalties (7-1 W)
MOST POINTS, GAME – 2, (2 times, MR – Adin Hill, 11/9/21 vs. Calgary [4-1 W], 2 assists)

LONGEST SHUTOUT STREAK – 234:33, Martin Jones, 10/7/15 vs. Los Angeles (1st period) thru 10/16/15 at New Jersey (3rd period)
MOST SHUTOUTS, SEASON – 9, Evgeni Nabokov, 2003-04
MOST CONSECUTIVE STARTS – 50, Evgeni Nabokov, 3/24/07 at Carolina thru 1/12/08 vs. Toronto (30-12-7)
MOST CONSECUTIVE WINS IN A SINGLE SEASON – 10, Evgeni Nabokov, 2/21/08 at Philadelphia thru 3/14/08 vs. St. Louis

LONGEST UNBEATEN STREAK – 12, Vesa Toskala, 4/3/06 at Dallas thru 10/23/06 at Columbus (12-0-0)
LONGEST WINLESS STREAK – 19, Jeff Hackett, 12/30/02 vs. Philadelphia thru 4/01/93 vs. Winnipeg (0-18-1)

OPPONENT GOALTENDERS

MOST MINUTES, GAME BY OPPONENT – 65:00 (Numerous times, MR – Petr Mrazek, 1/16/24 at Chicago [1-2 SOL])
FEWEST GOALS ALLOWED IN A START, GAME BY OPPONENT – 0 (168 times, MR – Logan Thompson, 2/19/24 vs. Vegas [0-4 L])
MOST GOALS ALLOWED, GAME BY OPPONENT – 10, Tom Barrasso, 1/13/96 at Pittsburgh (10-8 W)
MOST GOALS ALLOWED, PERIOD BY OPPONENT – 6, Devan Dubnyk, 1/22/13 at Edmonton (6-3 W), 1st period
MOST SHOTS FACED, GAME BY OPPONENT – 59, Ben Scrivens, 1/29/14 at Edmonton (0-3 L)
MOST SHOTS FACED, PERIOD BY OPPONENT – 29, Roberto Luongo, 3/18/14 vs. Florida (2-3 L), 3rd period
MOST SAVES, GAME BY OPPONENT – 59, Ben Scrivens, 1/29/14 at Edmonton (0-3 L)
MOST SAVES, PERIOD BY OPPONENT – 28, Roberto Luongo, 3/18/14 vs. Florida (2-3 L), 3rd period
FEWEST SHOTS FACED BY OPPONENT, GAME – 10, Kelly Hradey, 1/11/94 vs. Los Angeles (2-2 T)
FEWEST SHOTS FACED BY OPPONENT, PERIOD – 0 (2 times, MR – Jamie McLennan, 2/26/98 vs. St. Louis [3-1 W], 3rd period)
MOST PENALTIES, GAME BY OPPONENT – 2 (3 times, MR – Marty Turco, 4/9/06 vs. Dallas [4-1 W])
MOST PIM, GAME BY OPPONENT – 10 (2 times, MR – Mike Vernon, 2/6/01 vs. Calgary [1-1 T])
MOST POINTS, GAME BY OPPONENT – 3 (0-3=3), Jeff Reese, 2/10/93 at Calgary (1-13 L) &

KEY: (& - NHL RECORD; \$ - TIES AN NHL RECORD)



Mackenzie Blackwood

SHARKS HAT TRICKS

Players currently in Sharks organization listed in **bold**

76 HAT TRICKS ENTERING 2024-25 SEASON					
GOALS	PLAYER	DATE	GAME	SCORE	OPP. GOALTENDER(S)
3	William Eklund	4/6/24	vs. St. Louis	3-2 W (OT)	Joel Hofer
3	Tomáš Hertl	12/5/23	at NY Islanders	5-4 W (OT)	Ilya Sorokin
3	Noah Gregor	4/1/23	at Arizona	7-2 W	Ivan Prosvetov
3	Timo Meier	11/23/22	at Seattle	5-8 L	Martin Jones
3	Erik Karlsson	11/1/22	vs. Anaheim	5-6 L (SO)	Anthony Stolarz
3	Timo Meier	3/26/22	vs. Anaheim	4-1 W	Lukas Dostal
5	Timo Meier	1/17/22	vs. Los Angeles	6-2 W	Jonathan Quick
3	Tomáš Hertl	1/8/22	at Philadelphia	3-2 W (OT)	Martin Jones
3	Tomáš Hertl	12/7/21	vs. Calgary	5-3 W	Dan Vladar
3	Evander Kane	1/5/20	at Washington	4-5 L (OT)	Braden Holtby
3	Timo Meier	12/28/19	vs. Philadelphia	6-1 W	Carter Hart
3	Evander Kane	10/16/19	vs. Carolina	5-2 W	James Reimer
3	Joe Pavelski	2/24/19	at Detroit	5-3 W	Jonathan Bernier (2), Empty Net (1)
3	Joe Thornton	2/18/19	vs. Boston	5-6 L (OT)	Tuukka Rask
3	Kevin Labanc	2/9/19	at Edmonton	5-2 W	Cam Talbot
3	Tomáš Hertl	1/22/19	at Washington	7-6 W	Braden Holtby
3	Tomáš Hertl	1/15/19	vs. Pittsburgh	5-2 W	Matt Murray (2), Empty Net (1)
3	Logan Couture	10/18/18	vs. Buffalo	5-1 W	Carter Hutton (2), Empty Net (1)
4	Evander Kane	3/16/18	at Calgary	7-4 W	Mike Smith
3	Logan Couture	10/22/17	at NY Islanders	3-5 L	Thomas Greiss
4	Patrick Marleau	1/23/17	at Colorado	5-2 W	Spencer Martin
3	Mikkel Boedker	1/10/17	at Edmonton	5-3 W	Cam Talbot
3	Logan Couture	3/29/16	at Vancouver	4-1 W	Jacob Markstrom (2), Empty Net (1)
3	Joel Ward	10/24/15	vs. Carolina	5-2 W	Eddie Lack (2), Empty Net (1)
3	Joe Pavelski	2/13/15	at Arizona	4-2 W	Mike Smith
3	Martin Havlat	4/11/14	vs. Colorado	5-1 W	Jean-Sebastien Giguere
3	Joe Pavelski	3/25/14	at Edmonton	5-2 W	Ben Scrivens
3	Joe Pavelski	2/27/14	at Philadelphia	7-3 W	Steve Mason (2), Ray Emery (1)
3	Joe Pavelski	1/18/14	at Tampa Bay	5-4 W	Ben Bishop
3	Brent Burns	11/29/13	vs. St. Louis	6-3 W	Brian Elliott (2), Jaroslav Halak (1)
4	Tomáš Hertl	10/8/13	vs. NY Rangers	9-2 W	Henrik Lundqvist (1), Martin Biron (3)
3	Patrick Marleau	11/20/11	at Colorado	4-1 W	Jean-Sebastien Giguere (2), Empty Net (1)
3	Devin Setoguchi	2/19/11	vs. Colorado	4-0 W	Peter Budaj
3	Joe Thornton	10/27/10	vs. New Jersey	5-2 W	Martin Brodeur
3	Patrick Marleau	11/27/09	at Edmonton	5-4 W (SO)	Jeff Deslauriers
3	Dany Heatley	11/20/09	vs. Philadelphia	6-3 W	Ray Emery
3	Dany Heatley	10/8/09	vs. Columbus	6-3 W	Steve Mason (2), Mathieu Garon (1)
3	Joe Thornton	3/25/08	at Phoenix	4-5 L (OT)	Ilya Bryzgalov
3	Jonathan Cheechoo	2/9/08	vs. Nashville	4-3 W	Chris Mason
3	Jonathan Cheechoo	4/1/07	vs. Los Angeles	6-2 W	Sean Burke
3	Jonathan Cheechoo	3/22/07	at Atlanta	5-1 W	Kari Lehtonen (2), Johan Hedberg (1)
3	Bill Guerin	3/13/07	vs. Chicago	7-1 W	Patrick Lalime
3	Ryane Clowe	1/6/07	vs. Columbus	5-2 W	Fredrik Norrena
3	Patrick Marleau	11/9/06	at Los Angeles	7-3 W	Mathieu Garon
3	Jonathan Cheechoo	10/12/06	at Edmonton	4-6 L	Dwayne Roloson
3	Jonathan Cheechoo	4/15/06	vs. Anaheim	6-3 W	J-S Giguere (2), Ilya Bryagalov (0), Empty Net (1)
3	Jonathan Cheechoo	3/13/06	vs. Los Angeles	4-3 W	Mathieu Garon
3	Jonathan Cheechoo	2/1/06	at Anaheim	6-4 W	Ilya Bryzgalov
3	Jonathan Cheechoo	1/5/06	vs. Columbus	6-3 W	Marc Denis
3	Jonathan Cheechoo	12/20/05	vs. Anaheim	4-2 W	Jean-Sebastien Giguere
3	Alyn McAuley	11/1/03	at Florida	6-2 W	Steve Shields

SHARKS HAT TRICKS



William Eklund

GOALS	PLAYER	DATE	GAME	SCORE	OPP. GOALTENDER(S)
3	Patrick Marleau	4/6/02	vs. Detroit	6-3 W	Manny Legace
3	Mike Ricci	4/7/01	vs. Dallas	4-5 L (OT)	Ed Belfour
3	Teemu Selanne	3/29/01	vs. Anaheim	7-4 W	Jean-Sebastien Giguere (2), Empty Net (1)
3	Scott Thornton	3/7/01	at Florida	3-3 T	Roberto Luongo
3	Todd Harvey	12/18/00	at Washington	5-3 W	Olaf Kolzig (2), Empty Net (1)
3	Jeff Friesen	10/4/99	vs. Chicago	7-1 W	Jocelyn Thibault (1), Steve Passmore (2)
3	Owen Nolan	10/4/99	vs. Chicago	7-1 W	Jocelyn Thibault
3	Vincent Damphousse	4/3/99	vs. Vancouver	5-2 W	Garth Snow (2), Empty Net (1)
3	Marco Sturm	12/23/98	at Edmonton	5-3 W	Bob Essensa (1), Mikhail Shtalenkov (1), Empty Net (1)
3	Tony Granato	4/4/97	vs. Colorado	7-6 W	Craig Billinton
3	Owen Nolan	10/27/96	at Chicago	6-2 W	Jimmy Waite (2), Ed Belfour (1)
3	Tony Granato	10/6/96	at Los Angeles	7-6 W	Stephane Fiset
3	Jeff Friesen	3/20/96	at Winnipeg	7-1 W	Nikolai Khabibulin (2), Dominic Roussel (1)
3	Alexei Yegorov	2/20/96	at Calgary	3-5 L	Rick Tabaracci
3	Kevin Miller	1/30/96	vs. Hartford	8-2 W	Sean Burke (1), Jason Muzzatti (2)
3	Ray Sheppard	1/13/96	at Pittsburgh	10-8 W	Tom Barrasso
4	Owen Nolan	12/19/95	at Anaheim	7-4 W	Guy Hebert (1), Mikhail Shtalenkov (3)
3	Ulf Dahlen	4/2/94	vs. Vancouver	7-4 W	Kay Whitmore
3	Sergei Makarov	3/29/94	vs. Winnipeg	9-4 W	Tim Cheveldae
3	Igor Larionov	3/25/94	at Winnipeg	8-3 W	Tim Cheveldae
3	Rob Gaudreau	2/6/94	at Dallas	7-1 W	Darcy Wakaluk (2), Andy Moog (1)
3	Igor Larionov	1/15/94	vs. Hartford	8-2 W	Sean Burke
3	Johan Garpenlov	4/1/93	vs. Winnipeg	5-9 L	Bob Essensa
3	Rob Gaudreau	12/12/92	vs. Quebec	7-8 L	Ron Hextall
3	Rob Gaudreau	12/3/92	vs. Hartford	5-7 L	Sean Burke

SHARKS SHUTOUTS

Players currently in Sharks organization listed in **bold**

166 SHUTOUTS ENTERING 2024-25 SEASON				
DATE	GAME	GOALTENDER	SCORE	SAVES
March 30, 2024	at St. Louis	Mackenzie Blackwood	4-0	35
Jan. 30, 2024	vs. Seattle	Mackenzie Blackwood	2-0	32
March 28, 2023	vs. Winnipeg	James Reimer	3-0	41
Feb. 20, 2023	vs. Seattle	James Reimer	4-0	28
Nov. 29, 2022	at Montreal	Kaapo Kähkönen	4-0	28
Oct. 23, 2022	at Philadelphia	James Reimer	3-0	30
March 12, 2022	vs. Los Angeles	Adin Hill	5-0	29
Nov. 28, 2021	at Chicago	James Reimer	2-0	29
Oct. 19, 2021	at Montreal	Adin Hill	5-0	21
April 2, 2021	at Los Angeles	Martin Jones	3-0	30
March 12, 2021	at Anaheim	Devan Dubnyk	3-0	34
Feb. 29, 2020	vs. Pittsburgh	Martin Jones	5-0	30
Feb. 15, 2020	at Minnesota	Martin Jones	2-0	39
March 11, 2019	at Minnesota	Martin Jones	4-0	24
Feb. 21, 2019	at Pittsburgh	Martin Jones	4-0	26
Dec. 18, 2018	at Minnesota	Martin Jones	4-0	26
Nov. 23, 2018	vs. Vancouver	Aaron Dell	4-0	19
Nov. 17, 2018	vs. St. Louis	Aaron Dell	4-0	30
March 8, 2018	vs. St. Louis	Martin Jones	2-0	16
Dec. 23, 2017	vs. Los Angeles	Martin Jones	2-0	28
Dec. 9, 2017	vs. Ottawa	Aaron Dell	5-0	25
Nov. 25, 2017	vs. Winnipeg	Martin Jones	4-0	38
Nov. 11, 2017	vs. Vancouver	Aaron Dell	5-0	41
Oct. 20, 2017	at New Jersey	Martin Jones	3-0	28
Dec. 30, 2016	vs. Philadelphia	Aaron Dell	2-0	21
Nov. 21, 2016	vs. New Jersey	Martin Jones	4-0	26
Nov. 8, 2016	at Washington	Martin Jones	3-0	24
April 9, 2016	vs. Arizona	Martin Jones	1-0	20
April 5, 2016	at Minnesota	James Reimer	3-0	29
March 20, 2016	vs. Arizona	James Reimer	3-0	25
March 8, 2016	at Edmonton	James Reimer	3-0	31
Feb. 9, 2016	at Chicago	Martin Jones	2-0	33
Jan. 9, 2016	vs. Toronto	Martin Jones	7-0	28
Nov. 19, 2015	at Philadelphia	Martin Jones	1-0	34
Oct. 13, 2015	at Washington	Martin Jones	5-0	31
Oct. 10, 2015	vs. Anaheim	Martin Jones	2-0	27
March 12, 2015	vs. Nashville	Antti Niemi	2-0	35
March 2, 2015	vs. Montreal	Alex Stalock	4-0	20
Jan. 31, 2015	vs. Chicago	Antti Niemi	2-0	31
Dec. 31, 2014	at Anaheim	Antti Niemi	3-0	28
Dec. 13, 2014	vs. Nashville	Antti Niemi	2-0	29
Nov. 16, 2014	vs. Carolina	Troy Grosenick	2-0	45
Oct. 11, 2014	vs. Winnipeg	Alex Stalock	3-0	30
Oct. 8, 2014	vs. Los Angeles	Antti Niemi	4-0	34
March 16, 2014	at NY Rangers	Antti Niemi	1-0	41
March 8, 2014	vs. Montreal	Antti Niemi	4-0	27
Jan. 23, 2014	vs. Winnipeg	Alex Stalock	1-0	20
Jan. 16, 2014	vs. Florida	Alex Stalock	3-0	24
Oct. 26, 2013	at Montreal	Antti Niemi	2-0	22
Oct. 21, 2013	at Detroit	Antti Niemi	1-0 (SO)	24 (3/3 in shootout)
April 15, 2013	at Phoenix	Antti Niemi	4-0	35

SHARKS SHUTOUTS

DATE	GAME	GOALTENDER	SCORE	SAVES
March 28, 2013	vs. Detroit	Antti Niemi	2-0	27
March 27, 2013	vs. Anaheim	Antti Niemi	4-0	22
Feb. 9, 2013	vs. Phoenix	Antti Niemi	0-1 (SO)	21 (0/2 in shootout)
Jan. 26, 2013	vs. Colorado	Thomas Greiss	4-0	24
March 31, 2012	vs. Dallas	Antti Niemi	3-0	22
Feb. 28, 2012	vs. Philadelphia	Antti Niemi	1-0	26
Jan. 31, 2012	vs. Columbus	Antti Niemi	6-0	30
Jan. 24, 2012	at Calgary	Antti Niemi	1-0	25
Jan. 12, 2012	at Winnipeg	Antti Niemi	2-0	24
Nov. 23, 2011	vs. Chicago	Antti Niemi	1-0	34
March 31, 2011	vs. Dallas	Antti Niemi	6-0	29
Feb. 19, 2011	vs. Colorado	Antti Niemi	4-0	25
Feb. 8, 2011	at Washington	Antti Niemi	2-0	25
Feb. 5, 2011	at Boston	Antti Niemi	2-0	26
Jan. 1, 2011	at Los Angeles	Antti Niemi	1-0	29
Dec. 2, 2010	at Ottawa	Antti Niemi	4-0	28
March 25, 2010	vs. Dallas	Evgeni Nabokov	3-0	27
Nov. 7, 2009	vs. Pittsburgh	Evgeni Nabokov	5-0	27
Oct. 12, 2009	vs. Phoenix	Evgeni Nabokov	0-1 (SO)	30 (1/3 in shootout)
April 7, 2009	vs. Colorado	Evgeni Nabokov	1-0 (SO)	20 (3/3 in shootout)
March 15, 2009	at Anaheim	Evgeni Nabokov	1-0	34
Feb. 23, 2009	at Dallas	Evgeni Nabokov	1-0	29
Jan. 29, 2009	vs. Phoenix	Evgeni Nabokov	2-0	24
Jan. 27, 2009	at Colorado	Evgeni Nabokov	3-0	31
Dec. 23, 2008	vs. Vancouver	Evgeni Nabokov	5-0	33
Dec. 11, 2008	vs. Anaheim	Evgeni Nabokov	2-0	31
Oct. 25, 2008	at Tampa Bay	Brian Boucher	3-0	22
Oct. 12, 2008	at Los Angeles	Brian Boucher	1-0	21
March 1, 2008	at St. Louis	Brian Boucher	2-0	24
March 1, 2008	at St. Louis	Brian Boucher	2-0	24
Jan. 29, 2008	at Edmonton	Evgeni Nabokov	3-0	13



Evgeni Nabokov

SHARKS SHUTOUTS

DATE	GAME	GOALTENDER	SCORE	SAVES
Dec. 28, 2007	at St. Louis	Evgeni Nabokov	1-0	26
Dec. 7, 2007	at Phoenix	Evgeni Nabokov	1-0	27
Nov. 15, 2007	at Phoenix	Evgeni Nabokov	6-0	15
Nov. 12, 2007	vs. Phoenix	Evgeni Nabokov	5-0	25
Oct. 20, 2007	vs. Nashville	Evgeni Nabokov	3-0	22
March 16, 2007	vs. Columbus	Evgeni Nabokov	3-0	35
March 11, 2007	vs. Edmonton	Evgeni Nabokov	3-0	22
March 6, 2007	at Minnesota	Evgeni Nabokov	3-0	26
March 4, 2007	at Dallas	Evgeni Nabokov	4-0	26
Feb. 22, 2007	at Chicago	Evgeni Nabokov	2-0	21
Dec. 11, 2006	vs. Phoenix	Vesa Toskala	4-0	23
Nov. 28, 2006	at St. Louis	Vesa Toskala	2-0	29
Nov. 25, 2006	vs. New Jersey	Evgeni Nabokov	2-0	24
Oct. 23, 2006	at Columbus	Vesa Toskala	3-0	23
Oct. 17, 2006	vs. Dallas	Evgeni Nabokov	2-0	32
Oct. 7, 2006	vs. New York Islanders	Evgeni Nabokov	2-0	26
April 6, 2006	at Los Angeles	Vesa Toskala	5-0	14
March 21, 2006	at St. Louis	Vesa Toskala	6-0	33
Jan. 12, 2006	at Ottawa	Evgeni Nabokov	2-0	40
Dec. 2, 2005	at Buffalo	Evgeni Nabokov/Nolan Schaefer	5-0	20/7
Nov. 4, 2005	at Anaheim	Nolan Schaefer	1-0	21
March 31, 2004	at Los Angeles	Evgeni Nabokov	3-0	22
March 26, 2004	at Phoenix	Vesa Toskala	3-0	30
Feb. 29, 2004	vs. St. Louis	Evgeni Nabokov	1-0	24
Feb. 5, 2004	vs. Phoenix	Evgeni Nabokov	5-0	20
Feb. 3, 2004	vs. Florida	Evgeni Nabokov	3-0	26
Jan. 24, 2004	vs. Minnesota	Evgeni Nabokov	4-0	24
Dec. 31, 2003	at Columbus	Evgeni Nabokov	1-0	26
Dec. 27, 2003	vs. Los Angeles	Evgeni Nabokov	5-0	25
Dec. 13, 2003	vs. Anaheim	Evgeni Nabokov	2-0	28
Nov. 21, 2003	at Phoenix	Evgeni Nabokov/Vesa Toskala	5-0	9/31
Oct. 16, 2003	vs. Philadelphia	Evgeni Nabokov	0-0 (OT)	26
March 27, 2003	vs. Detroit	Vesa Toskala	3-0	25
Feb. 21, 2003	vs. Columbus	Evgeni Nabokov	6-0	29
Jan. 27, 2003	at Los Angeles	Evgeni Nabokov	3-0	32
Jan. 11, 2003	vs. Vancouver	Miikka Kiprusoff	3-0	29
Dec. 14, 2002	vs. Washington	Evgeni Nabokov	2-0	34
March 9, 2002	vs. Vancouver	Miikka Kiprusoff	2-0	32
Feb. 10, 2002	vs. Carolina	Evgeni Nabokov	4-0	24
Feb. 6, 2002	vs. Calgary	Evgeni Nabokov	2-0	27
Jan. 15, 2002	at Colorado	Evgeni Nabokov	1-0 (OT)	38
Jan. 5, 2002	vs. Florida	Miikka Kiprusoff	6-0	28
Dec. 14, 2001	at Colorado	Evgeni Nabokov	3-0	38
Nov. 29, 2001	vs. Pittsburgh	Evgeni Nabokov	5-0	38
Oct. 27, 2001	vs. Columbus	Evgeni Nabokov	2-0	16
Oct. 6, 2001	vs. Minnesota	Evgeni Nabokov	0-0 (OT)	19
April 5, 2001	vs. Phoenix	Evgeni Nabokov	3-0	28
March 26, 2001	at Los Angeles	Evgeni Nabokov	0-0 (OT)	27
March 12, 2001	vs. Montreal	Evgeni Nabokov/Miikka Kiprusoff	3-0	20/0
Feb. 16, 2001	at Nashville	Evgeni Nabokov	2-0	19
Feb. 14, 2001	at Chicago	Steve Shields	7-0	31
Feb. 8, 2001	at Vancouver	Steve Shields	0-0 (OT)	26
Dec. 20, 2000	at Detroit	Evgeni Nabokov	2-0	31

SHARKS SHUTOUTS

DATE	GAME	GOALTENDER	SCORE	SAVES
Dec. 4, 2000	at Calgary	Evgeni Nabokov	8-0	21
Nov. 11, 2000	at NY Islanders	Evgeni Nabokov	4-0	24
April 3, 2000	at Edmonton	Steve Shields	1-0	20
Feb. 11, 2000	at Atlanta	Steve Shields	3-0	24
Feb. 8, 2000	at Tampa Bay	Steve Shields	8-0	23
Jan. 19, 2000	at Colorado	Evgeni Nabokov	0-0 (OT)	39
Oct. 13, 1999	at Dallas	Steve Shields	2-0	35
April 6, 1999	at Phoenix	Steve Shields	1-0	33
April 2, 1999	at Vancouver	Steve Shields	7-0	18
March 12, 1999	vs. Detroit	Steve Shields	2-0	26
Feb. 8, 1999	at Phoenix	Mike Vernon	3-0	27
Jan. 11, 1999	vs. Los Angeles	Mike Vernon	4-0	30
Dec. 26, 1998	vs. Vancouver	Steve Shields	2-0	25
Nov. 12, 1998	vs. Carolina	Mike Vernon	3-0	20
Nov. 4, 1998	vs. Dallas	Mike Vernon	4-0	21
April 7, 1998	vs. Calgary	Mike Vernon/Kelly Hradey	6-0	13/3
March 6, 1998	at Anaheim	Mike Vernon	3-0	23
Feb. 4, 1998	at Edmonton	Mike Vernon	3-0	21
Dec. 18, 1997	vs. Vancouver	Mike Vernon	0-0 (OT)	21
Dec. 12, 1997	at Dallas	Kelly Hradey	1-0	24
Nov. 20, 1997	at Philadelphia	Mike Vernon	3-0	28
Nov. 4, 1997	vs. Toronto	Mike Vernon	0-0 (OT)	19
March 6, 1997	vs. Ottawa	Ed Belfour	2-0	29
April 28, 1995	vs. Los Angeles	Arturs Irbe	4-0	29
April 16, 1995	vs. Los Angeles	Arturs Irbe	2-0	22
April 7, 1995	vs. Edmonton	Wade Flaherty	5-0	26
Feb. 17, 1995	at Los Angeles	Arturs Irbe	2-0	37
Jan. 25, 1995	vs. Winnipeg	Arturs Irbe	4-0	28
March 6, 1994	vs. Anaheim	Arturs Irbe	6-0	25
Feb. 13, 1994	vs. Chicago	Arturs Irbe	1-0	23
Nov. 27, 1993	vs. Anaheim	Arturs Irbe	1-0	15
Nov. 17, 1992	vs. Los Angeles	Arturs Irbe	6-0	39

SHARKS PENALTY SHOTS

Players currently in Sharks organization listed in **bold**

57 PENALTY SHOTS ENTERING 2024-25 SEASON

DATE	GAME	SHOOTER	GOALTENDER	RESULT	TIME	PERIOD	FINAL SCORE
3/16/23	vs. Seattle	William Eklund	Philipp Grubauer	Successful	1:18	3rd	1-2 L (OT)
12/10/19	at Nashville	Barclay Goodrow	Juuse Saros	Unsuccessful	9:05	3rd	1-3 L
11/12/19	vs. Edmonton	Evander Kane	Mike Smith	Unsuccessful	3:36	3rd	6-3 W
3/3/19	at Minnesota	Logan Couture	Devan Dubnyk	Successful	10:01	3rd	3-0 W
2/18/19	vs. Boston	Logan Couture	Tuukka Rask	Successful	19:35	2nd	5-6 L (OT)
1/8/19	vs. Edmonton	Marcus Sorensen	Cam Talbot	Successful	12:57	1st	7-2 W
3/29/18	at Nashville	Logan Couture	Juuse Saros	Unsuccessful	18:07	3rd	3-5 L
11/11/17	vs. Vancouver	Chris Tierney	Jacob Markstrom	Successful	19:47	3rd	5-0 W
4/6/17	vs. Edmonton	Marcus Sorensen	Cam Talbot	Unsuccessful	2:19	3rd	2-4 L
3/2/17	vs. Vancouver	Chris Tierney	Ryan Miller	Unsuccessful	18:02	1st	3-1 W
2/15/17	vs. Florida	Joe Pavelski	Roberto Luongo	Unsuccessful	9:29	2nd	5-6 L (OT)
1/25/17	at Winnipeg	Melker Karlsson	Ondrej Pavelec	Successful	9:37	3rd	4-3 W
1/11/17	at Calgary	Mikkel Boedker	Chad Johnson	Unsuccessful	14:33	3rd	2-3 L
11/25/16	vs. NY Islanders	Joe Thornton	Thomas Greiss	Unsuccessful	13:04	1st	3-2 W
11/12/16	at Tampa Bay	Joonas Donskoi	Ben Bishop	Unsuccessful	4:05	1st	3-1 W
12/17/15	at Toronto	Chris Tierney	Jonathan Bernier	Unsuccessful	5:06	3rd	5-4 W (OT)
10/16/15	at New Jersey	Patrick Marleau	Cory Schneider	Unsuccessful	13:42	2nd	2-1 W (SO)
12/30/14	vs. Vancouver	Joe Thornton	Ryan Miller	Successful	4:36	2nd	1-3 L
12/30/14	vs. Vancouver	Joe Pavelski	Ryan Miller	Unsuccessful	8:28	1st	1-3 L
11/20/14	vs. Florida	Patrick Marleau	Roberto Luongo	Unsuccessful	13:07	3rd	2-3 L
10/18/14	at New Jersey	Tommy Wingels	Cory Schneider	Unsuccessful	16:16	3rd	4-2 W
10/19/13	vs. Calgary	Brent Burns	Karri Ramo	Unsuccessful	4:21	1st	6-3 W
3/23/13	at Minnesota	Andrew Desjardins	Niklas Backstrom	Unsuccessful	3:06	1st	0-2 L
3/16/13	at Los Angeles	Tommy Wingels	Jonathan Bernier	Unsuccessful	7:58	2nd	2-5 L
3/4/10	vs. Montreal	Dan Boyle	Carey Price	Unsuccessful	13:31	2nd	3-2 W
12/30/09	vs. Washington	Joe Thornton	Michael Neuvirth	Successful	8:08	3rd	5-2 W
12/30/09	vs. Washington	Ryane Clowe	Michael Neuvirth	Successful	16:37	2nd	5-2 W
12/17/09	vs. Anaheim	Torrey Mitchell	Jean-Sebastien Giguere	Unsuccessful	13:40	1st	4-1 W
10/8/09	vs. Columbus	Dany Heatley	Mathieu Garon	Successful	7:08	3rd	6-3 W
12/29/08	at Dallas	Patrick Marleau	Marty Turco	Unsuccessful	16:17	3rd	3-1 W
3/14/08	vs. St. Louis	Patrick Marleau	Hannu Toivonen	Successful	13:25	1st	4-1 W
3/9/08	at Minnesota	Tomáš Plihal	Niklas Backstrom	Successful	13:44	1st	3-2 W (SO)
12/28/07	at St. Louis	Christian Ehrhoff	Manny Legace	Unsuccessful	11:11	3rd	1-0 W
12/16/07	at Anaheim	Milan Michalek	Jean-Sebastien Giguere	Unsuccessful	19:33	1st	2-1 W (SO)
11/12/07	vs. Phoenix	Joe Pavelski	Mikael Tellqvist	Unsuccessful	8:22	1st	5-0 W
3/13/07	vs. Chicago	Bill Guerin	Patrick Lalime	Successful	19:47	3rd	7-1 W
12/7/06	vs. Colorado	Mike Grier	Jose Theodore	Unsuccessful	14:48	2nd	2-5 L
2/28/06	vs. Detroit	Nils Ekman	Manny Legace	Unsuccessful	7:06	3rd	5-1 W
12/20/05	vs. Anaheim	Jonathan Cheechoo	Jean-Sebastien Giguere	Successful	5:16	3rd	4-2 W
10/26/05	at Dallas	Marcel Goc	Marty Turco	Unsuccessful	17:22	1st	5-4 W
10/8/05	at St. Louis	Patrick Marleau	Patrick Lalime	Successful	7:36	1st	7-6 W
2/23/04	vs. Columbus	Jonathan Cheechoo	Pascal Leclaire	Successful	0:32	3rd	4-2 W
2/3/04	vs. Florida	Alexander Korolyuk	Roberto Luongo	Unsuccessful	17:35	3rd	3-0 W
12/6/03	vs. Dallas	Nils Ekman	Ron Tugnutt	Successful	11:59	2nd	2-1 W
11/15/03	vs. Toronto	Marco Sturm	Mikael Tellqvist	Unsuccessful	10:00	1st	2-2 T
3/21/03	vs. Boston	Patrick Marleau	Steve Shields	Unsuccessful	10:14	2nd	3-2 W
11/11/02	vs. NY Rangers	Patrick Marleau	Dan Blackburn	Successful	10:02	3rd	4-5 L
11/24/01	at Los Angeles	Alexander Korolyuk	Jamie Storr	Unsuccessful	1:39	3rd	1-3 L
1/24/01	vs. Edmonton	Jeff Friesen	Dominic Roussel	Unsuccessful	2:20	2nd	6-1 W
1/11/00	vs. St. Louis	Alexander Korolyuk	Roman Turek	Successful	13:12	3rd	2-5 L
12/30/99	at St. Louis	Jeff Friesen	Roman Turek	Unsuccessful	7:50	2nd	1-2 L (OT)

SHARKS PENALTY SHOTS



Patrick Marleau

DATE	GAME	SHOOTER	GOALTENDER	RESULT	TIME	PERIOD	FINAL SCORE
10/24/99	at Los Angeles	Mike Ricci	Stephane Fiset	Unsuccessful	19:09	2nd	3-4 L
12/26/98	vs. Vancouver	Owen Nolan	Garth Snow	Unsuccessful	6:37	2nd	2-0 W
3/28/96	vs. Colorado	Jamie Baker	Patrick Roy	Unsuccessful	13:27	1st	3-8 L
3/5/96	at Colorado	Ville Peltonen	Patrick Roy	Unsuccessful	14:41	2nd	5-3 W
12/5/95	at Colorado	Kevin Miller	Stephane Fiset	Successful	19:47	3rd	2-12 L
12/2/95	vs. Washington	Jeff Friesen	Jim Carey	Successful	7:33	1st	5-3 W
3/29/94	vs. Winnipeg	Sergei Makarov	Tim Cheveldae	Successful	18:34	2nd	9-4 W

OPPONENT PENALTY SHOTS

Players currently in Sharks organization listed in **bold**

42 PENALTY SHOTS ENTERING 2024-25 SEASON							
DATE	GAME	SHOOTER	GOALTENDER	RESULT	TIME	PERIOD	FINAL SCORE
12/3/23	vs. NY Rangers	Alexis Lafreniere	Mackenzie Blackwood	Unsuccessful	10:16	2nd	5-6 L
2/18/23	vs. Buffalo	Peyton Krebs	Kaapo Kähkönen	Unsuccessful	1:23	3rd	2-4 L
3/22/22	at Calgary	Johnny Gaudreau	James Reimer	Unsuccessful	14:59	2nd	4-3 W
3/7/20	vs. Ottawa	Chris Tierney	Aaron Dell	Unsuccessful	19:58	2nd	1-2 L (OT)
2/22/20	at NY Rangers	Julien Gauthier	Aaron Dell	Unsuccessful	18:34	2nd	2-3 L
11/27/19	vs. Winnipeg	Jack Roslovic	Aaron Dell	Unsuccessful	4:59	3rd	1-5 L
11/11/18	vs. Calgary	Sam Bennett	Martin Jones	Unsuccessful	12:22	3rd	3-1 W
3/1/18	vs. Chicago	Anthony Duclair	Martin Jones	Unsuccessful	14:51	3rd	7-2 W
2/22/18	at Nashville	Colton Sissons	Aaron Dell	Unsuccessful	15:21	3rd	1-7 L
3/12/16	vs. Washington	Jay Beagle	Martin Jones	Unsuccessful	9:47	2nd	5-2 W
1/18/16	vs. Ottawa	Zack Smith	Alex Stalock	Successful	14:29	3rd	3-4 L (SO)
10/17/15	at NY Islanders	Mikhail Grabovski	Alex Stalock	Unsuccessful	17:47	1st	3-6 L
11/17/13	at Chicago	Patrick Sharp	Antti Niemi	Successful	18:49	3rd	1-5 L
3/10/12	at Phoenix	Ray Whitney	Antti Niemi	Unsuccessful	10:32	3rd	0-3 L
10/21/11	at New Jersey	Zach Parise	Antti Niemi	Successful	0:36	2nd	4-3 W (SO)
12/18/10	at St. Louis	David Backes	Antero Niittymaki	Successful	10:44	2nd	4-1 W
4/2/10	vs. Phoenix	James Sheppard	Evgeni Nabokov	Unsuccessful	10:53	2nd	3-2 W
2/5/09	vs. Carolina	Matt Cullen	Evgeni Nabokov	Successful	4:55	2nd	3-4 L (SO)
2/8/08	vs. Columbus	Rick Nash	Evgeni Nabokov	Unsuccessful	13:03	2nd	2-1 W
12/22/07	vs. Anaheim	Todd Bertuzzi	Evgeni Nabokov	Unsuccessful	13:07	1st	2-5 L
11/24/07	vs. Los Angeles	Ladislav Nagy	Evgeni Nabokov	Unsuccessful	11:58	2nd	1-2 L
11/7/07	vs. Dallas	Sergei Zubov	Evgeni Nabokov	Unsuccessful	6:54	1st	1-3 L
2/28/07	vs. Nashville	Martin Erat	Evgeni Nabokov	Unsuccessful	12:07	2nd	3-4 L (SO)
2/2/06	vs. Minnesota	Marion Gaborik	Vesa Toskala	Successful	14:59	3rd	2-3 L (OT)
11/30/05	at Dallas	Antti Miettinen	Evgeni Nabokov	Successful	5:10	1st	1-4 L
10/29/05	vs. Calgary	Tony Amonte	Nolan Schaefer	Unsuccessful	9:28	1st	3-2 W
12/2/03	at Calgary	Shean Donovan	Vesa Toskala	Successful	19:06	2nd	1-2 L
10/18/03	vs. Ottawa	Marian Hossa	Evgeni Nabokov	Successful	9:22	3rd	1-4 L
4/3/03	at Edmonton	Mike Comrie	Vesa Toskala	Unsuccessful	9:04	2nd	3-3 T
3/24/03	vs. Tampa Bay	Martin St. Louis	Evgeni Nabokov	Unsuccessful	17:56	3rd	1-4 L
3/15/03	vs. Calgary	Jarome Iginla	Vesa Toskala	Unsuccessful	6:23	3rd	3-2 W
2/17/03	at Los Angeles	Ziggy Palffy	Evgeni Nabokov	Unsuccessful	2:12	3rd	2-3 L
1/8/02	vs. St. Louis	Sergei Varlamov	Evgeni Nabokov	Unsuccessful	5:11	2nd	2-6 L
2/26/01	at St. Louis	Marty Reasoner	Evgeni Nabokov	Successful	6:39	1st	2-7 L
11/9/00	at Columbus	Robert Kron	Steve Shields	Unsuccessful	5:34	1st	2-5 L
11/1/00	vs. Pittsburgh	Martin Straka	Evgeni Nabokov	Unsuccessful	0:40	1st	3-2 W
12/30/99	at St. Louis	Pierre Turgeon	Steve Shields	Unsuccessful	19:39	3rd	1-2 L
1/26/99	vs. St. Louis	Terry Yake	Steve Shields	Unsuccessful	18:27	2nd	0-3 L
11/12/97	vs. Vancouver	Pavel Bure	Mike Vernon	Successful	6:27	1st	2-5 L
3/18/96	at Boston	Rick Tocchet	Geoff Sarjeant	Unsuccessful	9:47	1st	3-3 T
11/22/95	at Detroit	Igor Larionov	Arturs Irbe	Successful	13:30	3rd	2-5 L
3/15/95	vs. Toronto	Mats Sundin	Arturs Irbe	Successful	6:47	1st	1-2 T

SHARKS EXTRA ATTACKER GOALS

Players currently in Sharks organization listed in **bold**

129 EXTRA ATTACKER GOALS ENTERING 2024-25 SEASON

DATE	GAME	GOAL SCORER	TIME	PERIOD	FINAL SCORE
4/4/24	vs. Los Angeles	Klim Kostin	18:08	3rd	1-2 L
1/22/24	at Los Angeles	Fabian Zetterlund	7:46	2nd	4-3 W (SO)
12/10/23	at Vegas	Mike Hoffman	19:21	3rd	4-5 L (SO)
12/7/23	at Detroit	Tomáš Hertl	18:31	3rd	6-5 W (OT)
12/5/23	at NY Islanders	Tomáš Hertl	18:30	3rd	5-4 W (OT)
12/5/23	at NY Islanders	Tomáš Hertl	16:49	3rd	5-4 W (OT)
11/14/23	vs. Florida	Luke Kunin	7:21	3rd	3-5 L
3/6/23	at Winnipeg	Tomáš Hertl	19:49	3rd	3-2 W (OT)
2/25/23	vs. Chicago	Erik Karlsson	17:49	3rd	3-4 L (SO)
11/19/22	vs. NY Rangers	Logan Couture	19:43	3rd	1-2 L
11/1/22	vs. Anaheim	Erik Karlsson	17:48	3rd	5-6 L (OT)
4/24/22	at Vegas	Timo Meier	19:59	3rd	5-4 W (SO)
4/24/22	at Vegas	Nick Bonino	17:54	3rd	5-4 W (SO)
4/2/22	vs. Dallas	Logan Couture	18:32	3rd	4-5 L
3/18/22	vs. Colorado	Erik Karlsson	18:35	3rd	3-5 L
2/17/22	vs. Vancouver	Alexander Barabanov	19:59	3rd	4-5 L (OT)
12/14/21	vs. Seattle	Logan Couture	17:53	3rd	1-3 L
5/8/21	vs. Arizona	Alexander Barabanov	19:11	3rd	4-5 L (OT)
5/1/21	vs. Colorado	Tomáš Hertl	17:47	3rd	3-4 L
4/14/21	vs. Anaheim	Erik Karlsson	17:44	3rd	1-4 L
2/9/21	vs. Los Angeles	Evander Kane	19:15	3rd	4-3 W (SO)
2/9/21	vs. Los Angeles	Logan Couture	17:48	1st	4-3 W (SO)
1/16/21	at Arizona	Tomáš Hertl	19:09	3rd	3-5 L
3/8/20	vs. Colorado	Noah Gregor	19:16	3rd	3-4 L
2/27/20	vs. New Jersey	Mario Ferraro	2:20	2nd	3-2 W (OT)
2/17/20	vs. Florida	Timo Meier	18:20	3rd	3-5 L
1/14/20	at Arizona	Evander Kane	17:51	3rd	3-6 L
12/10/19	at Nashville	Timo Meier	18:02	3rd	1-3 L
11/29/19	vs. Los Angeles	Marc-Edouard Vlasic	13:14	1st	4-1 W
11/1/19	vs. Winnipeg	Tomáš Hertl	0:49	3rd	2-3 L
3/25/19	vs. Detroit	Tomáš Hertl	19:55	3rd	2-3 L
3/11/19	at Minnesota	Logan Couture	10:01	3rd	3-0 W
3/3/19	vs. Chicago	Melker Karlsson	8:16	3rd	5-2 W
2/18/19	vs. Boston	Logan Couture	19:35	2nd	5-6 L (OT)
1/22/19	at Washington	Evander Kane	19:59	3rd	7-6 W (OT)
1/15/19	vs. Pittsburgh	Joe Thornton	3:39	2nd	5-2 W
1/8/19	vs. Edmonton	Marcus Sorensen	12:57	1st	7-2 W
12/22/18	vs. Los Angeles	Joe Pavelski	19:29	3rd	2-3 L (OT)
10/30/18	vs. NY Rangers	Tomáš Hertl	19:58	3rd	3-4 L (SO)
4/7/18	vs. Minnesota	Timo Meier	18:50	3rd	3-6 L
3/31/18	at Vegas	Marc-Edouard Vlasic	9:50	2nd	2-3 L
3/12/18	vs. Detroit	Eric Fehr	12:39	1st	5-3 W
2/11/18	at Anaheim	Timo Meier	19:06	3rd	3-2 W (SO)
1/25/18	vs. NY Rangers	Tomáš Hertl	19:10	3rd	5-6 L
1/13/18	vs. Arizona	Joonas Donskoi	19:44	3rd	6-5 W (OT)
10/23/17	at NY Rangers	Logan Couture	1:56	1st	4-1 W
10/21/17	at NY Islanders	Logan Couture	18:08	3rd	3-5 L
2/15/17	vs. Florida	Joe Pavelski	19:22	3rd	5-6 L (OT)
11/1/16	at Arizona	Mikkel Boedker	19:48	3rd	2-3 L
2/24/16	at Colorado	Joel Ward	18:29	3rd	3-4 L (SO)
2/7/15	vs. Carolina	Patrick Marleau	19:05	3rd	4-5 L

SHARKS EXTRA ATTACKER GOALS

DATE	GAME	GOAL SCORER	TIME	PERIOD	FINAL SCORE
12/20/14	vs. St. Louis	Marc-Edouard Vlasic	19:39	3rd	3-2 W (OT)
11/20/14	vs. Florida	Patrick Marleau	19:26	3rd	2-3 L (SO)
1/7/14	at Nashville	Patrick Marleau	18:38	3rd	2-3 L
1/4/14	at Colorado	Patrick Marleau	10:11	2nd	3-4 L
12/23/13	vs. Colorado	Joe Pavelski	19:40	3rd	5-4 W (SO)
12/14/13	at Nashville	Patrick Marleau	19:05	3rd	2-3 L
12/8/13	at Minnesota	Patrick Marleau	18:19	3rd	1-3 L
11/14/13	at Vancouver	Tomáš Hertl	18:55	3rd	2-1 W (OT)
2/8/12	vs. Calgary	Logan Couture	6:29	2nd	3-4 L
2/4/12	at Phoenix	Patrick Marleau	19:27	3rd	3-5 L
12/13/11	vs. Colorado	Patrick Marleau	19:38	3rd	3-4 L (SO)
12/1/11	vs. Montreal	Ryane Clowe	18:34	3rd	4-3 W (SO)
11/26/11	vs. Vancouver	Patrick Marleau	18:45	3rd	2-3 L
10/21/11	at New Jersey	Joe Pavelski	19:27	3rd	4-3 W (SO)
3/24/11	at Los Angeles	Patrick Marleau	19:55	3rd	3-4 L (SO)
3/10/11	vs. Vancouver	Ryane Clowe	19:39	3rd	4-5 L (SO)
1/13/11	vs. Edmonton	Ryane Clowe	19:11	3rd	2-5 L
3/19/10	at Calgary	Dan Boyle	18:09	3rd	3-4 L
11/27/09	at Edmonton	Ryane Clowe	8:28	3rd	5-4 W (SO)
11/17/09	at Nashville	Patrick Marleau	19:08	3rd	3-4 L
11/17/09	at Nashville	Scott Nichol (SH)	14:23	1st	3-4 L
1/20/09	vs. Vancouver	Devin Setoguchi	19:20	3rd	2-1 W
1/17/09	vs. Detroit	Joe Pavelski	7:22	1st	6-5 W
12/31/08	at Minnesota	Milan Michalek	19:34	3rd	2-3 L (OT)
12/4/08	vs. Columbus	Joe Thornton	7:41	3rd	3-2 W
12/2/08	vs. Toronto	Joe Thornton	6:35	1st	5-2 W
3/28/08	at Anaheim	Jeremy Roenick	11:10	2nd	3-1 W
1/30/08	at Calgary	Jonathan Cheechoo	18:59	3rd	4-5 L
10/13/07	vs. Boston	Milan Michalek	19:22	3rd	1-2 L
10/4/07	at Edmonton	Joe Thornton	19:49	3rd	2-3 L (SO)
4/7/07	vs. Vancouver	Jonathan Cheechoo	:34	3rd	3-4 L (OT)
1/6/07	vs. Columbus	Ryane Clowe	5:24	3rd	5-2 W
12/26/06	vs. Anaheim	Patrick Marleau	18:52	1st	3-4 L
12/26/06	vs. Anaheim	Christian Ehrhoff	11:25	1st	3-4 L
1/21/06	at Los Angeles	Joe Thornton	19:31	3rd	4-3 W (OT)
10/29/05	vs. Calgary	Brad Stuart	19:37	3rd	3-2 W (SO)
10/26/05	at Dallas	Marco Sturm	19:40	3rd	5-4 W (OT)
4/4/04	vs. Los Angeles	Brad Stuart	19:40	3rd	4-3 W (OT)
3/16/04	at Dallas	Jonathan Cheechoo	19:26	3rd	3-3 T
4/3/03	at Edmonton	Teemu Selanne	19:19	3rd	3-3 T
3/29/03	vs. Dallas	Marco Sturm	17:07	2nd	3-4 L
11/11/02	vs. NY Rangers	Mike Ricci	4:35	3rd	4-5 L
10/19/02	vs. Colorado	Mike Ricci	11:53	1st	1-3 L
10/22/01	at NY Rangers	Brad Stuart	9:30	1st	5-1 W
10/20/01	at NY Islanders	Vincent Damphousse	19:54	3rd	2-2 T
10/11/01	vs. Tampa Bay	Owen Nolan	17:51	2nd	4-3 W
4/7/01	vs. Dallas	Mike Ricci	19:56	3rd	4-5 L (OT)
3/22/01	vs. Ottawa	Patrick Marleau	19:46	3rd	1-2 L
1/11/01	vs. St. Louis	Stephane Matteau	6:09	1st	6-3 W
1/1/01	at Phoenix	Tony Granato	6:01	3rd	3-2 W
11/8/00	at Chicago	Marco Sturm	19:50	3rd	3-2 W (OT)
3/15/00	vs. Buffalo	Vincent Damphousse	19:32	3rd	6-5 W (OT)
3/13/00	vs. Calgary	Vincent Damphousse	3:35	2nd	5-3 W

SHARKS EXTRA ATTACKER GOALS

DATE	GAME	GOAL SCORER	TIME	PERIOD	FINAL SCORE
12/6/99	vs. Tampa Bay	Vincent Damphousse	15:45	2nd	3-3 T
3/31/99	vs. Colorado	Mike Ricci	15:41	2nd	2-3 L
3/31/99	vs. Colorado	Mike Ricci	15:41	2nd	2-3 L
1/16/99	vs. Calgary	Patrick Marleau	19:59	3rd	3-3 T
1/24/98	vs. Florida	John MacLean	19:44	3rd	1-1 T
4/2/97	vs. Anaheim	Marty McSorley	19:38	3rd	5-5 T
11/15/97	v. Phoenix	Marco Sturm	18:55	3rd	2-3 L
10/22/96	at Toronto	Andrei Nazarov	19:29	3rd	3-4 L
10/5/96	vs. N.Y. Islanders	Bernie Nicholls	19:44	3rd	2-2 T
2/17/96	at N.Y. Islanders	Shean Donovan	19:22	3rd	2-4 L
12/22/95	vs. Los Angeles	Viktor Kozlov	10:42	1st	4-3 W
12/17/95	at Dallas	Kevin Miller	14:41	2nd	2-4 L
12/2/95	vs. Washington	Owen Nolan	14:13	1st	5-3 W
11/2/95	vs. New Jersey	Kevin Miller	19:51	3rd	3-3 T
10/30/95	at Vancouver	Kevin Miller	19:45	3rd	3-4 L
10/22/95	at Edmonton	Ulf Dahlen	19:48	3rd	1-1 T
10/14/95	vs. Vancouver	Igor Larionov	19:37	3rd	6-7 L
4/19/95	at Dallas	Sergei Makarov	19:11	3rd	5-5 T
4/2/95	at Anaheim	Jeff Friesen	19:59	3rd	4-5 L
2/15/95	vs. Vancouver	Ray Whitney	9:40	1st	3-1 W
2/19/94	vs. Los Angeles	Jayson More	11:36	2nd	4-3 W
4/4/93	vs. Calgary	Jeff Odgers	19:30	3rd	3-4 L
2/1/93	vs. Tampa Bay	Johan Garpenlov	19:13	3rd	4-5 L
1/10/95	at Ottawa	Jeff Odgers	18:02	3rd	2-3 L
11/29/92	at Calgary	Kelly Kisio	19:10	3rd	4-3 W (OT)
2/28/92	vs. Montreal	Pat Falloon	19:59	3rd	3-3 T

SHARKS STREAKS - SKATERS

Players currently in Sharks organization listed in **bold**

MOST CONSECUTIVE GAMES PLAYED IN A SHARKS UNIFORM

RANK	PLAYER	GP	DATES
1	Brent Burns	679	11/21/13 - 4/29/22
2	Patrick Marleau	624	4/9/09 - 4/8/17
3	Joe Pavelski	495	1/13/11 - 4/6/17
4	Joe Thornton	379	12/2/05 - 3/27/10
5	Joe Thornton	319	11/11/10 - 12/31/14
6	Kevin Labanc	258	12/1/17 - 4/24/21
7	Marc-Edouard Vlasic	255	1/15/07 - 1/28/10
8	Vincent Damphousse	247	4/8/01 - 4/4/04
9	Mike Ricci	228	11/22/97 - 10/20/00
10	Marc-Edouard Vlasic	217	3/26/11 - 4/9/14
11	Joe Thornton	201	1/10/15 - 4/2/17
12	Brenden Dillon	196	12/9/17 - 2/17/20
13	Patrick Marleau	181	12/8/01 - 1/15/04
14	Teemu Selanne	176	3/17/01 - 4/6/03
15	Jeff Friesen	174	1/2/99 - 1/15/01
16	Patrick Marleau	173	1/22/04 - 2/14/07
17	Alyn McCauley	169	3/8/03 - 3/28/06
18	Scott Hannan	162	2/19/03 - 2/28/06
19	Joe Pavelski	154	10/4/17 - 3/16/19
20	Dany Heatley	153	10/1/09 - 3/15/11



Joe Thornton

SHARKS STREAKS - SKATERS

Players currently in Sharks organization listed in **bold**

MOST CONSECUTIVE GAMES - GOAL

RANK	PLAYER	GAMES	GOALS	DATES
1	Patrick Marleau	6	9	3/30/02 - 4/10/02
	Owen Nolan	6	8	11/28/99 - 12/08/99
	Owen Nolan	6	8	1/20/03 - 1/30/03
	Patrick Marleau	6	7	11/11/02 - 11/21/02
2	Patrick Marleau	5	9	1/20/13 - 1/27/13
	Joe Thornton	5	5	2/8/06 - 3/3/06
	Timo Meier	5	6	10/20/18 - 10/30/18
	Tomáš Hertl	5	6	11/5/19 - 11/14/19
	Timo Meier	5	6	11/1/22 - 11/11/22
	Timo Meier	5	6	12/17/22 - 12/27/22
	Patrick Marleau	5	5	10/10/13 - 10/19/13
	Logan Couture	5	5	11/15/22 - 11/23/22
	Jeff Freisen	5	6	3/26/95 - 4/5/95
	Pat Falloon	5	5	11/5/92 - 11/12/92
	Joe Pavelski	5	6	10/24/15 - 11/3/15
	John MacLean	5	5	4/1/98 - 4/9/98
	Patrick Marleau	5	5	10/24/00 - 11/4/00
	Melker Karlsson	5	5	1/3/15 - 1/10/15

MOST CONSECUTIVE GAMES - ASSIST

RANK	PLAYER	GAMES	ASSISTS	DATES
1	Erik Karlsson	14	20	12/3/22 - 1/6/23
2	Mikael Granlund	9	10	4/1/24 - 4/18/24
	Joe Thornton	9	15	11/15/09 - 12/3/09
4	Joe Thornton	8	13	12/2/05 - 12/20/05
	Joe Thornton	8	12	3/7/06 - 3/21/06
	Joe Thornton	8	12	12/21/13 - 1/5/14
	Erik Karlsson	8	10	12/7/18 - 12/22/18
	Todd Elik	8	9	11/16/93 - 12/3/93
	Bernie Nicholls	8	8	10/24/96 - 11/8/96
	Marc-Edouard Vlasic	8	8	1/26/16 - 2/16/16

MOST CONSECUTIVE GAMES - POINT

RANK	PLAYER	GAMES	POINTS (G+A)	DATES
1	Erik Karlsson	14	22 (2+20)	12/3/22 - 1/6/23
2	Mikael Granlund	13	15 (2+13)	3/23/24 - 4/18/24
3	Rob Gaudreau	12	19 (14+5)	12/3/92 - 12/29/92
	Jonathan Cheechoo	12	19 (10+9)	12/26/05 - 1/24/06
5	Todd Elik	11	17 (7+10)	1/15/94 - 2/11/94
6	Joe Thornton	10	22 (5+17)	3/6/07 - 3/24/07
	Joe Pavelski	10	19 (6+13)	3/14/11 - 4/4/11
	Vincent Damphousse	10	18 (4+14)	11/9/00 - 12/3/00
	Joe Thornton	10	18 (3+15)	11/14/09 - 12/3/09
	Owen Nolan	10	17 (8+9)	10/2/99 - 10/20/99
	Joe Thornton	10	14 (2+12)	1/9/16 - 1/26/16
	Pat Falloon	10	13 (5+8)	1/15/94 - 2/8/94
	Ryan Clowe	10	12 (5+7)	11/17/09 - 12/9/09

SHARKS STREAKS - GOALTENDERS

Players currently in Sharks organization listed in **bold**

MOST CONSECUTIVE GAMES STARTED IN A SHARKS UNIFORM

RANK	GOALTENDER	GP	DATES
1	Evgeni Nabokov	50	3/24/07 - 1/12/08
2	Antti Niemi	34	1/15/11 - 4/4/11
3	Antti Niemi	24	3/9/13 - 4/23/13
	Antti Niemi	24	2/28/12 - 1/24/13
	Chris Terreri	24	11/16/95 - 1/8/96
6	Arturs Irbe	21	2/23/94 - 4/7/94
7	Evgeni Nabokov	18	3/1/01 - 4/7/01
	Steve Shields	18	2/1/00 - 3/17/00
9	Arturs Irbe	17	12/22/93 - 2/5/94
10	Evgeni Nabokov	15	1/15/08 - 2/18/08

MOST CONSECUTIVE WINS

RANK	GOALTENDER	WINS	DATES
1	Evgeni Nabokov	10	2/21/08 - 3/14/08
	Evgeni Nabokov	10	10/28/08 - 12/4/08
3	Antti Niemi	8	2/15/11 - 3/3/11
	Martin Jones	8	12/27/18 - 1/15/19
5	Arturs Irbe	7	3/24/94 - 4/5/94
	Evgeni Nabokov	7	1/30/02 - 2/28/02
	Vesa Toskala	7	4/3/06 - 4/15/06
	Vesa Toskala	7	12/31/06 - 1/26/07
	Evgeni Nabokov	7	12/17/09 - 1/2/10
	Antti Niemi	7	3/25/13 - 4/5/13
	Antti Niemi	7	11/29/14 - 12/20/14
	Martin Jones	7	3/12/18 - 3/26/18

MOST CONSECUTIVE GAMES WITHOUT A REGULATION LOSS

RANK	GOALTENDER	GAMES	POINTS (W-L-OTL-T)	DATES
1	Evgeni Nabokov	14	26 (12-0-2-0)	10/28/08 - 12/17/08
2	Evgeni Nabokov	13	25 (12-0-1-0)	2/21/08 - 3/21/08
3	Evgeni Nabokov	12	21 (9-0-3-0)	10/24/09 - 11/21/09
4	Steve Shields	11	20 (9-0-0-2)	3/9/99 - 4/9/99
	Evgeni Nabokov	11	20 (9-0-0-2)	10/20/00 - 11/14/00
6	Evgeni Nabokov	9	17 (8-0-0-1)	11/27/01 - 12/19/01
	Antti Niemi	9	17 (8-0-1-0)	3/15/11 - 4/4/11
	Antti Niemi	9	17 (8-0-1-0)	10/3/13 - 10/21/13
	Martin Jones	9	17 (8-0-1-0)	12/22/18 - 1/15/19
	Arturs Irbe	9	16 (7-0-0-2)	3/20/94 - 4/5/94
	Evgeni Nabokov	9	16 (7-0-2-0)	12/9/09 - 1/2/10
	Evgeni Nabokov	9	16 (7-0-2-0)	1/11/10 - 1/30/10
	Mike Vernon	9	15 (6-0-0-3)	3/26/98 - 4/18/98

LONGEST SHUTOUT STREAK

RANK	GOALTENDER	DURATION	SAVES	DATES
1	Martin Jones	234:33	104	10/7/15 - 10/16/15
2	Alex Stalock	178:55	63	1/5/14 - 1/27/14
3	Evgeni Nabokov	171:18	68	1/20/09 - 1/31/09
4	Evgeni Nabokov	167:16	78	3/2/07 - 3/9/07
5	Brian Boucher	163:41	58	10/12/08 - 11/8/08
6	Antti Niemi	155:16	54	2/5/13 - 2/12/13
7	Antti Niemi	148:33	68	1/21/12 - 2/4/12
8	Antti Niemi	146:59	73	4/13/13 - 4/16/13
9	Evgeni Nabokov	145:07	75	2/19/03 - 2/24/03
10	Antti Niemi	143:59	68	2/2/11 - 2/9/11

SHARKS OVERTIME VICTORIES

Players currently in Sharks organization listed in **bold**

102 OVERTIME VICTORIES ENTERING 2023-24 SEASON

DATE	GAME	GW GOAL	GOALTENDER	TIME	FINAL SCORE
4/6/24	vs. St. Louis	William Eklund	Joel Hofer	3:56	3-2
1/23/24	vs. New York Rangers	Tomáš Hertl	Igor Shesterkin	1:29	3-2
12/7/23	at Detroit	Mikael Granlund	Ville Husso	0:37	6-5
12/5/23	at NY Islanders	William Eklund	Ilya Sorokin	4:55	5-4
3/30/23	vs. Vegas	Logan Couture	Laurent Brossoit	0:50	4-3
3/6/23	at Winnipeg	Logan Couture	David Rittich	1:21	3-2
2/7/23	at Tampa Bay	Timo Meier	Brian Elliott	2:19	4-3
10/27/22	vs. Toronto	Erik Karlsson	Erik Kallgren	0:57	4-3
10/20/22	at NY Rangers	Erik Karlsson	Igor Shesterkin	0:49	3-2
3/14/22	at Los Angeles	Tomáš Hertl	Jonathan Quick	1:13	4-3
1/11/22	vs. Detroit	Logan Couture	Alex Nedeljkovic	1:00	3-2
1/8/22	at Philadelphia	Tomáš Hertl	Martin Jones	0:24	3-2
12/31/21	vs. Philadelphia	Tomáš Hertl	Felix Sandstrom	4:29	3-2
12/2/21	at NY Islanders	Erik Karlsson	Ilya Sorokin	0:39	2-1
11/22/21	vs. Carolina	Alexander Barabanov	Antti Raanta	1:42	2-1
10/30/21	vs. Winnipeg	Timo Meier	Connor Hellebuyck	1:07	2-1
3/8/21	vs. St. Louis	Evander Kane	Ville Husso	0:41	3-2
2/27/20	vs. New Jersey	Logan Couture	Cory Schneider	0:38	3-2
1/2/20	at Pittsburgh	Brent Burns	Tristan Jarry	2:02	3-2
11/25/19	at Los Angeles	Patrick Marleau	Jonathan Quick	2:35	4-3
11/23/19	vs. NY Islanders	Logan Couture	Semyon Varlamov	2:30	2-1
11/21/19	at Vegas	Logan Couture	Marc-Andre Fleury	3:20	2-1
2/5/19	vs. Winnipeg	Joe Pavelski	Connor Hellebuyck	2:49	3-2
2/2/19	vs. Arizona	Brent Burns	Darcy Kuemper	3:14	3-2
12/22/19	at Washington	Tomáš Hertl	Braden Holtby	1:48	7-6
11/3/18	vs. Philadelphia	Timo Meier	Calvin Pickard	0:13	4-3
10/28/18	at Anaheim	Timo Meier	John Gibson	2:12	4-3
10/5/18	vs. Los Angeles	Kevin Labanc	Jonathan Quick	2:54	3-2
3/22/18	vs. Vegas	Logan Couture	Malcolm Subban	0:39	2-1
3/14/18	at Edmonton	Tomáš Hertl	AI Montoya	2:40	4-3
1/13/18	vs. Arizona	Marc-Edouard Vlasic	Scott Wedgewood	2:42	6-5
12/21/17	vs. Vancouver	Kevin Labanc	Jacob Markstrom	1:53	5-4
12/7/17	vs. Carolina	Brent Burns	Cam Ward	0:22	5-4
3/28/17	vs. N.Y. Rangers	Brent Burns	Henrik Lundqvist	3:10	5-4
1/21/17	vs. Colorado	David Schlemko	Spencer Martin	1:18	3-2
12/27/16	at Anaheim	Brent Burns	John Gibson	2:46	3-2
12/23/16	vs. Edmonton	Kevin Labanc	Cam Talbot	3:22	3-2
11/29/16	vs. Arizona	Brent Burns	Mike Smith	0:19	2-1
10/25/16	vs. Anaheim	Marc-Edouard Vlasic	John Gibson	1:24	2-1
3/7/16	at Calgary	Joe Pavelski	Joni Ortio	0:19	2-1
1/16/16	vs. Dallas	Tomáš Hertl	Antti Niemi	1:12	4-3
12/17/15	at Toronto	Brent Burns	Jonathan Bernier	2:13	5-4
11/19/15	at Philadelphia	Melker Karlsson	Steve Mason	3:45	1-0
11/4/15	at Buffalo	Patrick Marleau	Chad Johnson	2:59	2-1
1/6/15	at Minnesota	Marc-Edouard Vlasic	Darcy Kuemper	3:09	4-3
12/20/14	vs. St. Louis	Brent Burns	Jake Allen	4:22	3-2
2/5/14	vs. Dallas	Tommy Wingels	Kari Lehtonen	1:52	2-1
1/25/14	vs. Minnesota	Joe Thornton	Darcy Kuemper	3:30	3-2
11/14/13	at Vancouver	Dan Boyle	Roberto Luongo	2:38	2-1
11/12/13	at Calgary	Brad Stuart	Reto Berra	1:13	3-2
4/7/12	vs. Los Angeles	Dan Boyle	Jonathan Quick	3:58	3-2

SHARKS OVERTIME VICTORIES

DATE	GAME	GW GOAL	GOALTENDER	TIME	FINAL SCORE
3/17/12	vs. Detroit	Martin Havlat	Jimmy Howard	3:23	3-2
10/29/11	at NY Islanders	Brent Burns	Rick DiPietro	1:07	3-2
3/8/11	vs. Nashville	Patrick Marleau	Pekka Rinne	3:24	3-2
2/23/11	at Pittsburgh	Patrick Marleau	Marc-Andre Fleury	4:56	3-2
2/15/11	at Nashville	Patrick Marleau	Pekka Rinne	3:53	2-1
12/16/10	at Dallas	Logan Couture	Kari Lehtonen	1:20	4-3
12/11/10	vs. Chicago	Ryane Clowe	Corey Crawford	3:52	2-1
1/6/10	vs. St. Louis	Dany Heatley	Chris Mason	4:06	2-1
3/10/09	at Minnesota	Christian Ehrhoff	Niklas Backstrom	3:34	5-4
1/20/09	vs. Vancouver	Patrick Marleau	Roberto Luongo	3:08	2-1
11/26/08	vs. Chicago	Joe Thornton	Cristobal Huet	0:35	3-2
10/18/08	vs. Philadelphia	Dan Boyle	Antero Niittymaki	1:25	5-4
3/27/08	vs. Dallas	Joe Thornton	Marty Turco	2:58	3-2
3/5/08	vs. Ottawa	Patrick Marleau	Martin Gerber	3:05	3-2
2/8/08	vs. Columbus	Joe Thornton	Frederik Norrena	1:49	2-1
10/5/06	vs. St. Louis	Curtis Brown	Manny Legace	2:12	5-4
4/12/06	at Vancouver	Christian Ehrhoff	Alex Auld	0:34	5-4
4/3/06	at Dallas	Joe Thornton	Marty Turco	4:39	3-2
3/26/06	at Chicago	Tom Preissing	Nikolai Khabibulin	1:24	5-4
3/11/06	vs. Nashville	Christian Ehrhoff	Tomáš Vokoun	2:56	3-2
2/12/06	at Phoenix	Tom Preissing	Curtis Joseph	1:54	5-4
1/21/06	at Los Angeles	Patrick Marleau	Matthieu Garon	4:51	4-3
11/4/05	at Anaheim	Marcel Goc	J.S. Giguere	0:51	1-0
11/2/05	vs. Nashville	Alyn McCauley	Chris Mason	1:44	3-2
10/26/05	at Dallas	Patrick Marleau	Marty Turco	3:20	5-4
4/4/04	vs. Los Angeles	Vincent Damphousse	Roman Cechmanek	3:10	4-3
3/28/04	vs. Dallas	Wayne Primeau	Ron Tugnutt	2:56	2-1
2/14/04	at Columbus	Marco Sturm	Marc Denis	4:43	2-1
3/6/03	vs. Montreal	Marco Sturm	Jose Theodore	3:58	4-3



SHARKS OVERTIME VICTORIES

DATE	GAME	GW GOAL	GOALTENDER	TIME	FINAL SCORE
12/3/02	at Phoenix	Teemu Selanne	Brian Boucher	4:16	3-2
1/15/02	at Colorado	Teemu Selanne	Patrick Roy	4:57	1-0
12/11/01	vs. Edmonton	Brad Stuart	Tommy Salo	4:08	5-4
3/27/01	vs. Los Angeles	Mike Ricci	Felix Potvin	1:53	3-2
2/20/01	vs. Columbus	Marco Sturm	Ron Tugnutt	4:18	3-2
2/10/01	vs. Chicago	Bryan Marchment	Jocelyn Thibault	2:07	3-2
1/27/01	at St. Louis	Brad Stuart	Roman Turek	1:51	4-3
12/16/00	at Phoenix	Gary Suter	Sean Burke	1:53	2-1
11/30/00	vs. Anaheim	Scott Hannan	Dominic Roussel	4:50	3-2
11/8/00	at Chicago	Marco Sturm	Jocelyn Thibault	4:44	3-2
3/15/00	vs. Buffalo	Jeff Friesen	Domink Hasek	2:56	6-5
1/15/00	vs. Los Angeles	Jeff Friesen	Jamie Storr	1:05	3-2
11/28/99	vs. New Jersey	Patrick Marleau	Martin Brodeur	4:54	4-3
10/7/99	vs. Edmonton	Mike Ricci	Bill Ranford	3:44	3-2
1/2/99	at N.Y. Islanders	Marco Sturm	Marcel Cousineau	1:47	4-3
4/4/97	vs. Colorado	Steve Guolla	Craig Billington	0:35	7-6
11/2/96	vs. Montreal	Darren Turcotte	Jose Theodore	3:07	4-3
10/6/96	at Los Angeles	Viktor Kozlov	Stephane Fiset	4:55	7-6
3/22/96	at Calgary	Owen Nolan	Rick Tabaracci	1:09	2-1
3/28/95	vs. Winnipeg	Jeff Friesen	N. Khabibulin	4:27	6-5
2/3/94	at Philadelphia	Sergei Makarov	Dominick Roussel	3:13	3-2
10/31/93	at Anaheim	Tom Pederson	Guy Hebert	1:47	2-1
3/2/93	vs. Ottawa	Johan Garpenlov	Peter Sidorkiewicz	4:24	3-2
11/25/92	at Calgary	Tom Pederson	Jeff Reese	3:53	4-3
10/8/92	vs. Winnipeg	Kelly Kisio	Bob Essensa	4:00	4-3
12/3/91	vs. Los Angeles	Brian Mullen	Kelly Hrudey	0:22	3-2

Games until 1999-00 were played at 5-on-5 in overtime. Games listed between the start of the 1999-00 season and the end of the 2014-15 season were played with a 4-on-4 format. Overtime games from 2015-16 onward have been played at 3-on-3. Since 1999-00, the losing team has received one standings point while the winner earns two. Prior to that time, the losing team did not earn any points.

SHARKS SHOOTOUT VICTORIES

Players currently in Sharks organization listed in **bold**

79 SHOOTOUT VICTORIES ENTERING 2023-24 SEASON

DATE	GAME	SO WINNER	SJS CON/ATT	OPP CON/ATT	SCORE	GOALTENDER (SJ/OPP)
1/22/24	at Los Angeles	Fabian Zetterlund	2/2	0/2	4-3	Kaapo Kähkönen/David Rittich
11/13/22	at Minnesota	Alexander Barabanov	2/5	1/5	3-2	James Reimer/Filip Gustavsson
4/24/22	at Vegas	Thomas Bordeleau	1/3	0/3	5-4	James Reimer/Logan Thompson
2/24/22	vs. NY Islanders	Logan Couture	1/2	0/3	4-3	James Reimer/Ilya Sorokin
12/28/21	vs. Arizona	Logan Couture	2/2	0/2	8-7	James Reimer/Scott Wedgewood
3/29/21	vs. Minnesota	Erik Karlsson	3/8	2/8	4-3	Martin Jones/Cam Talbot
2/9/21	at Los Angeles	Logan Couture	1/2	0/3	4-3	Martin Jones/Cal Petersen
2/5/21	at Anaheim	Ryan Donato	2/3	0/2	5-4	Martin Jones/John Gibson
1/20/21	at St. Louis	Tomáš Hertl	1/4	0/4	2-1	Martin Jones/Jordan Binnington
1/14/21	at Arizona	Logan Couture	2/2	1/3	4-3	Martin Jones/Darcy Kuemper
11/16/19	vs. Detroit	Kevin Labanc	1/2	0/3	4-3	Martin Jones/Jimmy Howard
11/9/19	vs. Nashville	Timo Meier	1/7	0/7	2-1	Martin Jones/Juuse Saros
3/26/18	at Chicago	Kevin Labanc	2/4	1/4	4-3	Martin Jones/Anton Forsberg
2/11/18	at Anaheim	Joe Pavelski	2/2	0/2	3-2	Martin Jones/John Gibson
1/16/18	at Arizona	Joe Pavelski	1/2	0/3	3-2	Aaron Dell/Antti Raanta
12/28/17	vs. Calgary	Joe Pavelski	2/3	0/2	3-2	Martin Jones/David Rittich
11/4/17	vs. Anaheim	Joonas Donskoi	2/6	1/6	2-1	Martin Jones/Ryan Miller
12/14/16	at Ottawa	Kevin Labanc	1/3	0/3	4-3	Martin Jones/Mike Condon
12/13/16	at Toronto	Logan Couture	1/2	0/3	3-2	Martin Jones/Frederik Andersen
4/2/16	at Nashville	Logan Couture	1/2	0/3	3-2	James Reimer/Carter Hutton
2/18/16	at Florida	Joe Pavelski	2/2	1/3	2-1	Martin Jones/AI Montoya
1/14/16	vs. Edmonotn	Joe Pavelski	2/2	0/3	2-1	Martin Jones/Cam Talbot
10/16/15	at New Jersey	Brent Burns	2/2	1/3	2-1	Martin Jones/Cory Schneider
3/28/15	at Philadelphia	Brent Burns	2/5	1/5	3-2	Alex Stalock/Steve Mason
3/9/15	vs. Pittsburgh	Tommy Wingels	2/8	1/8	2-1	Antti Niemi/Marc-Andre Fleury
10/28/14	at Colorado	Patrick Marleau	2/2	0/2	3-2	Antti Niemi/Semyon Varlamov
3/13/14	at Columbus	Joe Pavelski	1/2	0/3	4-3	Alex Stalock/Sergei Bobrovsky
2/1/14	vs. Chicago	Patrick Marleau	3/3	1/2	2-1	Antti Niemi/Corey Crawford
1/14/14	at Washington	Patrick Marleau	1/2	0/3	2-1	Antti Niemi/Philipp Grubauer
1/5/14	at Chicago	Logan Couture	2/2	0/2	3-2	Alex Stalock/Corey Crawford
12/23/13	vs. Colorado	Logan Couture	2/3	0/2	5-4	Antti Niemi/Semyon Varlamov
12/21/13	vs. Dallas	Joe Thornton	1/5	0/5	3-2	Alex Stalock/Kari Lehtonen
11/30/13	vs. Anaheim	Joe Pavelski	1/3	0/3	4-3	Antti Niemi/Jonas Hiller
11/27/13	vs. Los Angeles	Joe Thornton	4/8	3/8	3-2	Antti Niemi/Ben Scrivens
10/21/13	at Detroit	Logan Couture	1/2	0/3	1-0	Antti Niemi/Jimmy Howard
4/16/13	vs. Los Angeles	Raffi Torres	1/3	1/3	3-2	Antti Niemi/Jonathan Quick
4/11/13	at Detroit	Patrick Marleau	2/3	1/3	3-2	Antti Niemi/Jimmy Howard
3/30/13	vs. Phoenix	Logan Couture	1/3	0/3	3-2	Antti Niemi/Jason Labarbera
3/20/13	vs. Edmonton	Dan Boyle	2/3	1/3	4-3	Antti Niemi/Devan Dubnyk
3/5/13	vs. Vancouver	Joe Pavelski	2/4	1/4	3-2	Antti Niemi/Cory Schneider
2/26/13	vs. Colorado	Patrick Marleau	2/4	1/4	3-2	Antti Niemi/Semyon Varlamov
1/31/13	vs. Edmonton	Michal Handzus	2/3	0/2	3-2	Antti Niemi/Devan Dubnyk
1/29/13	vs. Anaheim	Michal Handzus	1/3	0/3	3-2	Antti Niemi/Jonas Hiller
4/5/12	at Los Angeles	Joe Pavelski	1/2	0/3	6-5	Antti Niemi/Jonathan Quick
3/24/12	vs. Phoenix	Michal Handzus	2/2	0/2	4-3	Antti Niemi/Mike Smith
3/15/12	vs. Nashville	Ryane Clowe	1/3	0/3	2-1	Antti Niemi/Pekka Rinne
1/17/12	vs. Calgary	Michal Handzus	2/3	0/2	2-1	Antti Niemi/Miikka Kiprusoff
1/2/12	at Vancouver	Michal Handzus	1/3	0/3	3-2	Antti Niemi/Roberto Luongo
12/23/11	vs. Los Angeles	Ryane Clowe	1/4	0/4	2-1	Antti Niemi/Jonathan Quick
12/1/11	vs. Montreal	Joe Pavelski	3/6	2/6	4-3	Antti Niemi/Carey Price
11/3/11	vs. Pittsburgh	Ryane Clowe	1/3	0/3	4-3	Thomas Greiss/Marc-Andre Fleury

SHARKS SHOOTOUT VICTORIES

Players currently in Sharks organization listed in **bold**

DATE	GAME	GW GOAL	GOALTENDER	TIME	FINAL SCORE	GOALTENDER (SJ/OPP)
10/21/11	at New Jersey	Ryane Clowe	2/3	1/3	4-3	Antti Niemi/Johan Hedberg
3/1/11	vs. Colorado	Ryane Clowe	1/3	0/3	2-1	Antti Niemi/Brian Elliot
2/25/11	at Calgary	Ryane Clowe	1/3	0/3	4-3	Antti Niemi/Miikka Kiprusoff
1/20/11	at Vancouver	Joe Pavelski	1/2	0/3	2-1	Antti Niemi/Roberto Luongo
12/8/10	vs. Philadelphia	Logan Couture	2/2	0/2	5-4	Antero Niittymaki/Sergei Bobrovsky
11/11/10	vs. NY Islanders	Logan Couture	2/3	0/2	2-1	Antero Niittymaki/Dwayne Roloson
4/10/10	vs. Phoenix	Logan Couture	3/5	2/5	3-2	Evgeni Nabokov/Ilya Bryzgalov
2/11/10	at Detroit	Patrick Marleau	1/3	0/3	3-2	Evgeni Nabokov/Jimmy Howard
12/31/09	at Phoenix	Ryane Clowe	1/6	0/6	3-2	Thomas Greiss/Ilya Bryzgalov
12/28/09	vs. Phoenix	Joe Pavelski	1/2	0/3	3-2	Evgeni Nabokov/Ilya Bryzgalov
11/27/09	at Edmonton	Joe Pavelski	1/2	0/3	5-4	Evgeni Nabokov/Jeff Deslauriers
11/4/09	at Columbus	Dan Boyle	1/2	0/3	3-2	Evgeni Nabokov/Steve Mason
10/28/09	vs. Los Angeles	Ryane Clowe	2/6	1/6	2-1	Evgeni Nabokov/Jonathan Quick
4/7/09	vs. Colorado	Joe Pavelski	1/3	0/3	1-0	Evgeni Nabokov/Peter Budaj
3/19/09	vs. Nashville	Jonathan Cheechoo	2/3	1/3	3-2	Evgeni Nabokov/Pekka Rinne
3/14/09	vs. Los Angeles	Jonathan Cheechoo	2/7	1/7	2-1	Evgeni Nabokov/Erik Ersberg
12/15/08	at Los Angeles	Ryane Clowe	2/2	1/3	3-2	Brian Boucher/Jason LaBarbera
11/6/08	vs. St. Louis	Ryane Clowe	2/4	1/4	5-4	Evgeni Nabokov/Ben Bishop
10/22/08	at Philadelphia	Joe Pavelski	2/2	0/2	7-6	Evgeni Nabokov/Martin Biron
3/19/08	vs. Minnesota	Jeremy Roenick	2/3	1/3	4-3	Evgeni Nabokov/Niklas Backstrom
3/9/08	at Minnesota	Patrick Marleau	2/3	1/3	3-2	Evgeni Nabokov/Niklas Backstrom
2/24/08	at Pittsburgh	Jeremy Roenick	3/3	2/3	2-1	Evgeni Nabokov/Ty Conklin
2/2/08	vs. Chicago	Jeremy Roenick	2/5	1/5	3-2	Evgeni Nabokov/Nikolai Khabibulin
12/16/07	at Anaheim	Joe Thornton	3/6	2/6	2-1	Evgeni Nabokov/J-S Giguere
11/14/07	at Dallas	Devin Setoguchi	2/2	0/2	4-3	Evgeni Nabokov/Marty Turco
4/4/07	at Anaheim	Ryane Clowe	2/2	1/3	3-2	Evgeni Nabokov/Ilya Bryzgalov
2/21/07	at Washington	Jonathan Cheechoo	2/3	1/3	3-2	Evgeni Nabokov/Brent Johnson
10/29/05	vs. Calgary	Nils Ekman	2/4	1/4	3-2	Nolan Schaefer/Miikka Kiprusoff



Thomas Bordeleau

SHARKS OVERTIME LOSSES

Players currently in Sharks organization listed in **bold**

119 OVERTIME LOSSES ENTERING 2024-25 SEASON

DATE	GAME	GW GOAL	GOALTENDER	TIME	FINAL SCORE
4/9/24	vs. Calgary	Andrei Kuzmenko	Mackenzie Blackwood	2:58	2-3
3/23/24	vs. Chicago	Seth Jones	Devin Cooley	0:18	4-5
3/5/24	vs. Dallas	Roope Hintz	Kaapo Kähkönen	1:49	6-7
1/31/24	at Anaheim	Frank Vatrano	Kaapo Kähkönen	4:07	2-3
4/4/23	vs. Colorado	Nathan MacKinnon	Kaapo Kähkönen	3:13	3-4
3/20/23	at Edmonton	Darnell Nurse	James Reimer	4:45	4-5
3/16/23	vs. Seattle	Vince Dunn	James Reimer	1:58	1-2
3/14/23	vs. Columbus	Johnny Gaudreau	Kaapo Kähkönen	4:17	5-6
1/26/23	at Carolina	Martin Necas	James Reimer	0:55	4-5
1/24/23	at Detroit	Andrew Copp	James Reimer	0:25	2-3
1/6/23	at Anaheim	John Klingberg	Kaapo Kähkönen	1:08	4-5
12/29/22	vs. Philadelphia	Tony DeAngelo	Kaapo Kähkönen	1:10	3-4
12/7/22	vs. Vancouver	Elias Pettersson	Eetu Makiniemi	4:25	5-6
11/27/22	vs. Vancouver	Andrei Kuzmenko	Kaapo Kähkönen	1:12	3-4
4/28/22	at Edmonton	Zach Hyman	James Reimer	1:37	5-4
4/17/22	at Minnesota	Jared Spurgeon	James Reimer	1:05	5-4
4/12/22	at Nashville	Ryan Johansen	Kaapo Kähkönen	3:18	1-0
4/5/22	vs. Edmonton	Connor McDavid	James Reimer	0:31	2-1
3/15/22	vs. Florida	Frank Vatrano	James Reimer	1:11	3-2
3/6/22	at Anaheim	Rickard Rakell	Zach Sawchenko	0:14	3-2
2/17/22	vs. Vancouver	J.T. Miller	James Reimer	2:39	5-4
2/1/22	at Tampa Bay	Victor Hedman	James Reimer	2:45	3-2
1/29/22	at Florida	Sam Bennett	James Reimer	1:08	5-4
1/15/22	vs. Pittsburgh	Jake Guentzel	Adin Hill	0:37	2-1
5/8/21	vs. Arizona	Phil Kessel	Alexei Melnichuk	2:30	4-5
5/3/21	vs. Colorado	Andre Burakovsky	Martin Jones	0:41	4-5
3/5/21	vs. Vegas	Max Pacioretty	Devan Dubnyk	1:25	4-5
2/18/21	at St. Louis	David Perron	Martin Jones	4:00	2-3
3/7/20	vs. Ottawa	Chris Tierney	Aaron Dell	0:35	1-2
1/5/20	at Washington	Lars Eller	Martin Jones	2:01	4-5
12/27/19	vs. Los Angeles	Jeff Carter	Aaron Dell	1:31	2-3
10/22/19	at Buffalo	Jack Eichel	Martin Jones	3:13	3-4
2/18/19	vs. Boston	Charlie McAvoy	Martin Jones	3:59	5-6
12/22/18	vs. Los Angeles	Ilya Kovalchuk	Martin Jones	2:29	2-3
11/27/18	at Buffalo	Jeff Skinner	Martin Jones	1:41	2-3
11/20/18	vs. Edmonton	Leon Draisaitl	Martin Jones	0:51	3-4
10/11/18	at NY Rangers	Brady Skjei	Aaron Dell	0:37	2-3
3/27/18	at St. Louis	Vladimir Tarasenko	Aaron Dell	2:33	2-3
2/25/18	at Minnesota	Jared Spurgeon	Martin Jones	4:48	2-3
1/24/18	Winnipeg	Brian Little	Aaron Dell	0:18	4-5
1/6/18	at Ottawa	Matt Duchene	Aaron Dell	0:07	5-6
12/15/17	at Vancouver	Sam Gagner	Martin Jones	4:34	3-4
12/10/17	Minnesota	Nino Niederreiter	Martin Jones	3:26	3-4
11/25/17	at Vegas	Jonathan Marchessault	Aaron Dell	1:21	4-5
2/19/17	vs. Boston	Brad Marchand	Martin Jones	2:36	1-2
2/15/17	vs. Florida	Jonathan Huberdeau	Martin Jones	1:38	5-6
2/11/17	at Philadelphia	Wayne Simmonds	Martin Jones	1:04	1-2
2/7/17	at Buffalo	Evander Kane	Martin Jones	1:05	4-5
1/3/17	Los Angeles	Tanner Pearson	Martin Jones	0:58	1-2
11/19/16	at Arizona	Martin Hanzal	Martin Jones	1:16	2-3
1/24/16	vs. Los Angeles	Marian Gaborik	Martin Jones	4:06	2-3

SHARKS OVERTIME LOSSES

DATE	GAME	GW GOAL	GOALTENDER	TIME	FINAL SCORE
12/20/15	at Chicago	Jonathan Toews	Martin Jones	2:21	3-4
12/9/15	at Edmonton	Taylor Hall	Martin Jones	3:59	3-4
2/11/15	vs. Washington	Joel Ward	Antti Niemi	2:42	4-5
1/17/15	vs. Calgary	Sean Monahan	Antti Niemi	0:24	3-4
12/22/14	at Anaheim	Ryan Kesler	Antti Niemi	0:58	2-3
3/7/14	vs. Carolina	Jay Harrison	Antti Niemi	4:18	2-3
10/30/13	at Los Angeles	Anze Kopitar	Antti Niemi	2:32	3-4
3/10/13	at Colorado	Matt Duchene	Antti Niemi	4:59	2-3
3/9/13	vs. St. Louis	Patrik Berglund	Alex Stalock	1:12	3-4
2/12/13	at Nashville	Colin Wilson	Antti Niemi	2:08	0-1
3/13/12	at Calgary	Matt Stajan	Antti Niemi	4:20	2-3
2/16/12	at Tampa Bay	Martin St. Louis	Antti Niemi	4:27	5-6
12/28/11	vs. Vancouver	Andrew Ebbett	Antti Niemi	3:23	2-3
12/11/11	at Chicago	Patrick Sharp	Antti Niemi	4:26	2-3
11/5/11	vs. Nashville	David Legwand	Antti Niemi	2:53	3-4
11/18/10	at Dallas	Mike Ribeiro	Antti Niemi	2:52	4-5
11/17/10	at Colorado	Kevin Porter	Antero Niittymaki	2:07	3-4
11/9/10	vs. Anaheim	Lubomir Visnovsky	Antero Niittymaki	4:27	2-3
10/9/10	vs. Columbus	Ethan Moreau	Antero Niittymaki	1:56	2-3
4/4/10	at Colorado	John-Michael Liles	Evgeni Nabokov	2:59	4-5
3/13/10	vs. Florida	Bryan Allen	Thomas Greiss	2:46	2-3
1/28/10	vs. Chicago	Troy Brouwer	Evgeni Nabokov	1:37	3-4
12/9/09	vs. Los Angeles	Dustin Brown	Evgeni Nabokov	1:16	4-5
11/15/09	at Chicago	Brent Seabrook	Evgeni Nabokov	0:41	3-4
3/5/09	vs. Minnesota	Mikko Koivu	Brian Boucher	4:46	3-4
2/7/09	at Columbus	Christian Backman	Evgeni Nabokov	1:33	2-3
12/31/08	at Minnesota	Brent Burns	Evgeni Nabokov	1:38	2-3
12/17/08	at Columbus	RJ Umberger	Evgeni Nabokov	2:55	1-2
12/6/08	vs. Edmonton	Kyle Brodziak	Evgeni Nabokov	2:40	2-3
11/11/08	vs. Nashville	Ville Koistinen	Brian Boucher	2:28	3-4
3/25/08	at Phoenix	Martin Hanzal	Brian Boucher	3:23	4-5
2/12/08	vs. Calgary	Jarome Iginla	Evgeni Nabokov	4:35	3-4
1/13/08	at Anaheim	Francois Beauchemin	Thomas Greiss	0:33	3-4
1/3/08	vs. Calgary	Jarome Iginla	Evgeni Nabokov	3:26	2-3
4/7/07	vs. Vancouver	Mattias Ohlund	Evgeni Nabokov	0:34	3-4
3/18/07	at Colorado	Milan Hejduk	Evgeni Nabokov	0:19	3-4
3/9/07	vs. Vancouver	Henrik Sedin	Evgeni Nabokov	3:30	1-2
4/1/06	vs. Phoenix	Steven Reinprecht	Vesa Toskala	3:55	3-4
3/13/10	vs. Florida	Bryan Allen	Thomas Greiss	2:46	2-3
1/28/10	vs. Chicago	Troy Brouwer	Evgeni Nabokov	1:37	3-4
12/9/09	vs. Los Angeles	Dustin Brown	Evgeni Nabokov	1:16	4-5
11/15/09	at Chicago	Brent Seabrook	Evgeni Nabokov	0:41	3-4
3/5/09	vs. Minnesota	Mikko Koivu	Brian Boucher	4:46	3-4
2/7/09	at Columbus	Christian Backman	Evgeni Nabokov	1:33	2-3
12/31/08	at Minnesota	Brent Burns	Evgeni Nabokov	1:38	2-3
12/17/08	at Columbus	RJ Umberger	Evgeni Nabokov	2:55	1-2
12/6/08	vs. Edmonton	Kyle Brodziak	Evgeni Nabokov	2:40	2-3
11/11/08	vs. Nashville	Ville Koistinen	Brian Boucher	2:28	3-4
3/25/08	at Phoenix	Martin Hanzal	Brian Boucher	3:23	4-5
2/12/08	vs. Calgary	Jarome Iginla	Evgeni Nabokov	4:35	3-4
1/13/08	at Anaheim	Francois Beauchemin	Thomas Greiss	0:33	3-4
1/3/08	vs. Calgary	Jarome Iginla	Evgeni Nabokov	3:26	2-3
4/7/07	vs. Vancouver	Mattias Ohlund	Evgeni Nabokov	0:34	3-4

R E C O R D B O O K

SHARKS OVERTIME LOSSES

DATE	GAME	GW GOAL	GOALTENDER	TIME	FINAL SCORE
3/18/07	at Colorado	Milan Hejduk	Evgeni Nabokov	0:19	3-4
3/9/07	vs. Vancouver	Henrik Sedin	Evgeni Nabokov	3:30	1-2
4/1/06	vs. Phoenix	Steven Reinprecht	Vesa Toskala	3:55	3-4
3/7/06	at Anaheim	Sandis Ozolinsh	Evgeni Nabokov	0:58	4-5
1/30/06	at Dallas	Jason Arnott	Evgeni Nabokov	4:24	2-3
10/17/05	at Detroit	Jiri Fischer	Evgeni Nabokov	4:09	2-3
2/26/04	at Vancouver	Brent Sopel	Vesa Toskala	2:14	2-3
1/31/04	at Nashville	Marek Zidlicky	Evgeni Nabokov	4:44	2-3
1/8/04	vs. Columbus	Rick Nash	Evgeni Nabokov	4:57	2-3
12/17/03	at Detroit	Brenden Shanahan	Evgeni Nabokov	3:51	2-3
11/13/03	vs. St. Louis	Peter Cajanek	Evgeni Nabokov	4:45	3-4
11/5/03	at New Jersey	Jamie Langenbrunner	Evgeni Nabokov	4:17	2-3
3/22/03	vs. Anaheim	Niclas Havelid	Evgeni Nabokov	1:33	2-3
3/17/03	vs. Chicago	Theo Fleury	Vesa Toskala	1:26	2-3
3/1/03	at Anaheim	Steve Thomas	Miikka Kiprusoff	2:04	2-3
1/22/03	vs. New Jersey	Joe Nieuwendyk	Miikka Kiprusoff	4:32	4-5
1/13/03	at Los Angeles	Jason Allison	Miikka Kiprusoff	3:50	2-3
12/16/02	at NY Rangers	Petr Nedved	Miikka Kiprusoff	2:25	1-2
11/13/02	at Atlanta	Vyacheslav Kozlov	Evgeni Nabokov	2:19	2-3
10/31/02	at Minnesota	Sergei Zholtok	Evgeni Nabokov	4:50	1-2
11/17/01	vs. Dallas	Richard Matvichuk	Evgeni Nabokov	0:50	2-3
11/11/01	at Chicago	Tony Amonte	Evgeni Nabokov	1:01	2-3
10/4/01	vs. Detroit	Brendan Shanahan	Evgeni Nabokov	1:55	3-4
4/7/01	vs. Dallas	Mike Modano	Evgeni Nabokov	2:10	4-5
3/17/01	at Los Angeles	Bryan Smolinski	Evgeni Nabokov	0:40	0-1
3/6/01	at Tampa Bay	Brad Richards	Evgeni Nabokov	4:02	1-2
2/1/00	vs. Phoenix	Keith Carney	Steve Shields	1:32	0-1
1/19/00	vs. NY Islanders	Mathieu Biron	Steve Shields	2:43	2-3
1/23/00	at Phoenix	Jyrki Lumme	Steve Shields	4:16	2-3
1/17/00	at Chicago	Doug Gilmour	Steve Shields	0:56	4-5
12/30/99	at St. Louis	Al MacInnis	Steve Shields	3:40	1-2
11/23/99	vs. Montreal	Craig Rivet	Mike Vernon	3:50	2-3
11/10/99	at Calgary	Cory Stillman	Mike Vernon	4:23	3-4
4/12/99	vs. Edmonton	Tom Poti	Steve Shields	3:55	4-5
11/20/98	vs. Phoenix	Dallas Drake	Steve Shields	0:37	1-2
12/1/97	at Calgary	German Titov	Mike Vernon	1:22	2-3
10/13/97	vs. Philadelphia	Eric Lindros	Kelly Hrudey	1:49	2-3
3/3/97	at NY Rangers	Niklas Sundstrom	Ed Belfour	1:24	4-5
1/27/96	vs. Colorado	Valeri Kamensky	Chris Terreri	2:49	3-4
10/24/93	at Vancouver	Geoff Courtnall	Arturs Irbe	0:28	2-3
4/10/93	vs. Los Angeles	Tomáš Sandstrom	Arturs Irbe	3:22	2-3
4/3/93	vs. Calgary	Theoren Fleury	Arturs Irbe	3:06	2-3
12/16/92	vs. Tampa Bay	John Tucker	Jeff Hackett	2:53	4-5
12/12/92	vs. Quebec	Scott Young	Brian Hayward	4:19	7-8
11/27/92	at Winnipeg	Tomáš Steen	Brian Hayward	1:29	2-3
1/4/92	vs. Montreal	Guy Carbonneau	Jeff Hackett	1:00	0-1
12/16/91	at NY Rangers	Brian Leetch	Brian Hayward	0:23	3-4
11/19/91	vs. Los Angeles	Mike Donnelly	Jeff Hackett	3:47	2-3

Games until 1999-00 were played at 5-on-5 in overtime. Games listed between the start of the 1999-00 season and the end of the 2014-15 season were played with a 4-on-4 format. Overtime games from 2015-16 onward have been played at 3-on-3. Since 1999-00, the losing team has received one standings point while the winner earns two. Prior to that time, the losing team did not earn any points.

SHARKS SHOOTOUT LOSSES

Players currently in Sharks organization listed in **bold**

81 SHOOTOUT LOSSES ENTERING 2024-25 SEASON

DATE	GAME	SO WINNER	SJS CON/ATT	OPP CON/ATT	SCORE	GOALTENDER (SJ/OPP)
3/2/24	at Dallas	Jamie Benn	1/7	2/7	2-3	Magnus Chrona/Jake Oettinger
1/16/24	at Chicago	Boris Katchouk	1/9	2/9	1-2	Mackenzie Blackwood /Petr Mrazek
12/10/23	at Vegas	Jonathan Marchessault	0/2	2/3	4-5	Kaapo Kähkönen/Jiri Patera
10/24/23	vs. Montreal	Jesse Ylonen	1/4	2/4	2-3	Mackenzie Blackwood /Cayden Primeau
10/14/23	vs. Colorado	Mikko Rantanen	0/3	1/2	1-2	Mackenzie Blackwood /Alexandar Georgiev
2/25/23	vs. Chicago	Philipp Kurashev	0/3	1/2	3-4	Kaapo Kähkönen/Petr Mrazek
1/16/23	vs. New Jersey	Jack Hughes	0/3	1/2	3-4	James Reimer/Vitek Vanecek
12/17/22	at Los Angeles	Trevor Moore	1/4	2/4	2-3	James Reimer/Pheonix Copley
11/15/22	vs. Anaheim	Adam Henrique	2/5	3/5	4-5	James Reimer/Anthony Stolarz
11/3/22	vs. Florida	Sam Reinhart	0/4	1/4	3-4	James Reimer/Sergei Bobrovsky
11/1/22	vs. Anaheim	Troy Terry	0/2	2/2	5-6	Kaapo Kähkönen/Anthony Stolarz
4/14/22	at Chicago	Alex DeBrincat	0/3	1/3	5-4	James Reimer/Kevin Lankinen
2/22/22	at Anaheim	Trevor Zegras	0/2	2/3	4-3	James Reimer/Anthony Stolarz
11/6/21	vs. New Jersey	Damon Severson	1/3	2/3	3-2	James Reimer/Jonathan Bernier
4/19/21	at Vegas	Alex Tuch	0/3	1/2	2-3	Martin Jones/Robin Lehner
3/19/21	vs. St. Louis	Vlad Tarasenko	0/3	1/3	1-2	Martin Jones/Jordan Binnington
2/6/21	at Anaheim	Max Comtois	1/3	2/3	1-2	Devan Dubnyk/Ryan Miller
12/5/19	at Carolina	Andrei Svechnikov	0/3	1/3	2-3	Aaron Dell/Petr Mrazek
12/23/18	vs. Arizona	Alex Galchenyuk	0/3	1/2	3-4	Aaron Dell/Darcy Kuemper
10/30/18	vs NY Rangers	Kevin Shattenkirk	0/3	1/3	3-4	Martin Jones/Henry Lundqvist
10/26/18	at Carolina	Brock McGinn	0/3	1/3	3-4	Aaron Dell/Petr Mrazek
1/31/18	at Detroit	Justin Abdelkader	3/7	4/7	1-2	Martin Jones/Petr Mrazek
1/4/18	at Toronto	Tyler Bozak	1/6	2/6	2-3	Martin Jones/Frederik Andersen
11/21/17	vs. Anaheim	Antoine Vermette	3/9	4/9	2-3	Martin Jones/Reto Berra
2/4/17	vs. Arizona	Radim Vrbata	1/3	2/3	2-3	Martin Jones/Mike Smith
2/24/16	at Colorado	Nathan MacKinnon	0/2	2/3	4-3	Martin Jones/Calvin Pickard
2/11/16	vs. Calgary	Jiri Hudler	1/4	2/4	5-6	Alex Stalock/Jonas Hiller
1/18/16	vs. Ottawa	Mika Zibanejad	0/3	1/2	3-4	Alex Stalock/Craig Anderson
3/29/15	at Pittsburgh	David Perron	0/2	2/2	2-3	Alex Stalock/Marc-Andre Fleury
2/2/15	vs. Edmonton	Rob Klinkhammer	1/14	2/13	4-5	Antti Niemi/Viktor Fasth
11/22/14	vs. Arizona	Antoine Vermette	0/3	1/3	3-4	Antti Niemi/Devan Dubnyk
11/20/14	vs. Florida	Nick Bjugstad	1/3	2/3	2-3	Antti Niemi/Roberto Luongo
10/30/14	at Minnesota	Jason Pominville	1/3	2/3	3-4	Antti Niemi/Darcy Kuemper
10/28/14	at NY Islanders	John Tavares	1/5	2/5	3-4	Alex Stalock/Jaroslav Halak
3/24/14	at Calgary	Mike Cammalleri	0/3	1/3	1-2	Alex Stalock/Karri Ramo
3/22/14	vs. Washington	Niclas Backstrom	1/3	2/3	2-3	Antti Niemi/Braden Holtby
12/10/13	vs. NY Islanders	Kyle Okposo	1/4	2/4	2-3	Antti Niemi/Kevin Poullion
11/10/13	at Winnipeg	Andrew Ladd	0/3	1/3	4-5	Antti Niemi/Ondrej Pavelec
11/5/13	vs. Buffalo	Cody Hodgson	1/4	2/4	4-5	Antti Niemi/Ryan Miller
11/2/13	vs. Phoenix	Antoine Vermette	1/5	2/5	2-3	Antti Niemi/Mike Smith
10/17/13	at Dallas	Alex Chiasson	0/3	1/3	3-4	Antti Niemi/Dan Ellis
4/7/13	vs. Dallas	Jamie Benn	0/3	1/2	4-5	Antti Niemi/Kari Lehtonen
2/28/13	vs. Detroit	Damien Brunner	0/3	1/2	1-2	Antti Niemi/Jimmy Howard
2/9/13	vs. Phoenix	Mikkel Boedker	0/2	2/2	0-1	Antti Niemi/Mike Smith
2/2/13	vs. Nashville	Craig Smith	0/3	1/2	1-2	Antti Niemi/Pekka Rinne
3/8/12	at Dallas	Tomáš Vincour	0/5	1/5	3-4	Antti Niemi/Kari Lehtonen
3/6/12	vs. Edmonton	Sam Gagner	0/3	1/2	2-3	Antti Niemi/Devan Dubnyk
1/23/12	at Edmonton	Taylor Hall	1/4	2/4	1-2	Thomas Greiss/Devan Dubnyk
1/10/12	at Minnesota	Matt Cullen	0/2	2/2	4-5	Antti Niemi/Josh Harding
12/13/11	at Colorado	Gabriel Landeskog	1/5	2/5	3-4	Antti Niemi/Semyon Varlamov
3/24/11	at Los Angeles	Dustin Brown	1/5	2/5	3-4	Antti Niemi/Jonathan Quick

SHARKS SHOOTOUT LOSSES

DATE	GAME	SO WINNER	SJS CON/ATT	OPP CON/ATT	SCORE	GOALTENDER (SJ/OPP)
3/12/11	vs. NY Rangers	Brandon Dubinsky	1/6	2/6	2-3	Antti Niemi/Henrik Lundqvist
3/10/11	vs. Vancouver	Alexandre Burrows	0/3	1/2	4-5	Antti Niemi/Cory Schneider
1/26/11	at Los Angeles	Jarret Stoll	0/4	1/4	2-3	Antti Niemi/Jonathan Quick
12/13/10	vs. Dallas	Brad Richards	1/3	2/2	2-3	Antti Niemi/Andrew Raycroft
1/14/10	vs. Boston	Zdeno Chara	0/4	1/4	1-2	Evgeni Nabokov/Tim Thomas
12/11/09	vs. Dallas	Matt Niskanen	1/11	2/11	2-3	Evgeni Nabokov/Marty Turco
12/3/09	vs. St. Louis	TJ Oshie	1/3	2/3	2-3	Evgeni Nabokov/Ty Conklin
11/12/09	vs. Dallas	Stephan Robidas	0/3	1/3	2-3	Evgeni Nabokov/Marty Turco
11/5/09	at Detroit	Pavel Datsyuk	0/2	2/3	1-2	Evgeni Nabokov/Chris Osgood
10/12/09	vs. Phoenix	Lauri Korpikoski	1/3	2/3	0-1	Evgeni Nabokov/Ilya Bryzgalov
3/25/09	at Chicago	Patrick Kane	0/2	2/2	5-6	Evgeni Nabokov/Nikolai Khabibulin
2/12/09	at Buffalo	Derek Roy	1/5	2/5	5-6	Evgeni Nabokov/Ryan Miller
2/11/09	at Pittsburgh	Sidney Crosby	0/3	1/3	1-2	Brian Boucher/Marc-Andre Fleury
2/5/09	vs. Carolina	Sergei Samsonov	1/3	2/3	3-4	Evgeni Nabokov/Michael Leighton
12/27/08	at St. Louis	Brad Winchester	1/3	2/3	2-3	Evgeni Nabokov/Manny Legace
3/16/08	vs. Edmonton	Fernando Pisani	1/4	2/4	1-2	Evgeni Nabokov/Dwayne Roloson
12/20/07	vs. Phoenix	Peter Mueller	0/3	1/2	2-3	Evgeni Nabokov/Ilya Bryzgalov
11/28/07	vs. Los Angeles	Dustin Brown	2/3	3/3	2-3	Evgeni Nabokov/Jason LaBarbera
11/17/07	vs. Anaheim	Corey Perry	0/3	1/2	1-2	Evgeni Nabokov/JS Giguere
11/9/07	at Anaheim	Ryan Getzlaf	2/3	0/2	2-3	Evgeni Nabokov/JS Giguere
10/4/07	at Edmonton	Jarret Stoll	1/4	2/4	2-3	Evgeni Nabokov/Dwayne Roloson
2/28/07	vs. Nashville	Jean-Pierre Dumont	1/4	2/4	3-4	Evgeni Nabokov/Tomáš Vokoun
1/30/07	vs. Dallas	Mike Ribeiro	2/3	3/3	2-3	Vesa Toskala/Marty Turco
3/18/06	vs. Dallas	Antti Miettinen	1/4	2/4	3-4	Vesa Toskala/Marty Turco
2/2/06	vs. Minnesota	Brian Rolston	0/5	1/5	2-3	Vesa Toskala/Manny Fernandez
1/19/06	at Edmonton	Ryan Smyth	1/3	2/3	2-3	Vesa Toskala/Michael Morrison
12/23/05	vs. St. Louis	Petr Cajanek	1/4	2/4	1-2	Evgeni Nabokov/Jason Bacashihua
11/21/05	at Edmonton	Ryan Smyth	1/3	2/3	1-2	Evgeni Nabokov/Michael Morrison
11/19/05	vs. Phoenix	Geoff Sanderson	1/4	2/4	3-4	Evgeni Nabokov/Curtis Joseph
11/12/05	vs. Dallas	Sergei Zubov	0/2	2/2	2-3	Evgeni Nabokov/Marty Turco

FOR A FULL LIST OF SHARKS TIES, CLICK HERE

SHARKS ALL-TIME ALPHABETICAL ROSTER - SKATERS

PLAYER	YEARS	POS.	NO.	GP	G	A	PTS	PIM
- A -								
Addison, Calen	2023-24	D	33	60	1	11	12	66
	Acquired from Minnesota in exchange for F Adam Raska and a 2026 fifth-round selection, Nov. 8, 2023. Became a free agent, July 1, 2024.							
Agozzino, Andrew	2023	LW	26	4	1	2	3	0
	Signed as a free agent, July 14, 2022. Traded to Anaheim in exchange for Andrej Suster, June 27, 2023.							
Ahola, Peter	1993	D	21	20	2	3	5	16
	Acquired from Pittsburgh in exchange for future considerations, Feb. 26, 1993. Traded to Tampa Bay in exchange for Dave Capuano, June 19, 1993.							
Anderson, Perry	1991-92	LW	27	48	4	8	12	143
	Signed as free agent, July 8, 1991. Released. July 23, 1992.							
Andersson, Niklas	1997-98	LW	34	5	0	0	0	2
	Signed as free agent, Sept. 10, 1997. Became free agent, July 1, 1998.							
Armstrong, Riley	2008-09	RW	40	2	0	0	0	2
	Signed as free agent, Sept. 15, 2004. Became free agent, July 1, 2009.							
- B -								
Bailey, Justin	2023-current	RW	90	59	5	9	14	6
	Signed by San Jose as a free agent, Nov. 27, 2023							
Baker, Jamie	1993-96, 98	C	13	186	35	27	62	139
	Signed as free agent, Aug. 18, 1993. Traded to Toronto with a fifth-round selection (110th overall) in the 1996 NHL Entry Draft in exchange for Todd Gill, June 14, 1996. Signed as free agent, September 1998. Released, Oct. 18, 1998.							
Balcers, Rudolfs	2020-22	LW	92	102	19	21	40	36
	Selected in the fifth round (142nd overall) in the 2015 NHL draft. Traded to Ottawa, along with Chris Tierney, Dylan DeMelo, Josh Norris, a 2019 second-round selection (44th overall, Jamieson Rees), a 2020 first-round selection (3rd overall, Tim Stutzle) and a 2021 second-round selection, Sept. 13, 2018. Claimed off waivers from Ottawa, Jan. 12, 2021. Contract bought out, July 12, 2022.							
Bancroft, Steve	2001-02	D	3	5	0	1	1	2
	Signed as free agent, July 10, 2001. Became free agent, July 1, 2002.							
Barabanov, Alexander	2021-24	LW	94	193	32	74	106	48
	Acquired from Toronto in exchange for Antti Suomela, Apr. 12, 2021. Became a free agent, July 1, 2024.							
Barber, Don	1992-93	LW	37	12	1	3	4	2
	Acquired from Quebec in exchange for Murray Garbutt, March 7, 1992. Released, Jan. 15, 1993.							
Bautin, Sergei	1995-96	D	28	1	0	0	0	2
	Signed as free agent, Oct. 11, 1995. Became free agent, July 1, 1996.							
Bawa, Robin	1992-93	RW	26	42	5	0	5	47
	Acquired from Vancouver in exchange for Rick Lessard, Dec. 15, 1992. Selected by Anaheim in Expansion Draft, June 24, 1993.							
Beaufait, Mark	1992-93	C	40	5	1	0	1	0
	Selected seventh overall in the NHL Supplemental Draft, June 22, 1991. Became free agent, July 1, 1994.							
Benning, Matt	2022-current	D	5	91	1	25	26	40
	Signed as free agent, July 13, 2022.							
Berezan, Perry	1991-93	C	16	94	15	11	26	58
	Signed as free agent, Oct. 10, 1991. Became free agent, June 10, 1993.							
Bergmann, Lean	2019-21	C	45	13	0	1	1	8
	Signed as free agent, May 28, 2019. Released July 23, 2021.							
Bernier, Steve	2005-08	RW	26/46	160	42	39	81	126
	Selected in the first round (16th overall) of the 2003 NHL Entry Draft. Traded to Buffalo along with a first round selection (26th overall) in the 2008 NHL Entry Draft in exchange for Brian Campbell and a seventh round selection (194th overall, Drew Daniels) in the 2008 NHL Entry Draft, Feb. 26, 2008.							
Blake, Rob	2008-10	D	4	143	17	58	75	170
	Signed as free agent, July 3, 2008. Retired June 18, 2010.							
Blichfeld, Joachim	2019-21	RW	86	8	1	0	1	14
	Selected in the seventh round (210th overall) of the 2016 NHL Draft. Became a free agent July 13, 2022.							
Bodger, Doug	1995-97	D	5/3	166	9	40	49	146
	Acquired from Buffalo in exchange for Vaclav Varada, rights to Martin Spahnel, Philadelphia's fourth round selection (106th overall) in the 1996 Entry Draft and Philadelphia's first round selection in the 1996 NHL Entry Draft (24th overall) (all previously acquired from Philadelphia in exchange for Pat Falloon), Nov. 16, 1995. Traded to New Jersey with Dody Wood in exchange for John MacLean and Ken Sutton, Dec. 7, 1997.							
Boedker, Mikkel	2016-18	LW	89	155	25	38	63	22
	Signed as free agent, July 1, 2016. Traded along with Julius Bergman and a sixth round pick (158th overall, Philippe Daoust) in the 2020 NHL Draft to Ottawa in exchange for Mike Hoffman, Cody Donaghey and a fifth round pick (126th overall, later traded to Edmonton along with a fourth round selection [100th overall, Carter Savoie] in the 2020 NHL Draft in exchange for a third round selection [76th overall, Daniil Gushchin] in the 2020 NHL Draft) in the 2020 NHL Draft, June 19, 2018.							
Bonino, Nick	2021-23	C	13	139	26	19	45	225
	Selected by San Jose in the sixth round (173rd overall) in the 2007 NHL Draft. Traded to Anaheim with Timo Pielmeier and a fourth-round selection in the 2012 NHL Draft for Travis Moen and Kent Huskins, Mar. 4, 2009. Signed by San Jose as a free agent, July 28, 2021. Traded to Montreal along with Tony Sund in a three-team trade for Pittsburgh's 2023 seventh-round selection (later traded to Washington in exchange for a 2025 seventh-round selection) and 2024 fifth round selection (143rd overall, Nate Misskey), Mar. 3, 2023.							
Bordeleau, Thomas	2022-current	C	23/17	43	6	12	18	18
	Selected by San Jose in the second round (38th overall) of the 2020 NHL Draft.							
Boyes, Brad	2003-04	C	24	1	0	0	0	2
	Acquired from Toronto along with Alyn McCauley and a first round selection (21st overall) in the 2003 NHL Entry Draft in exchange for Owen Nolan, March 5, 2003. 21st overall selection in 2003, along with a fourth round selection (compensatory pick for Theoren Fleury) later traded to Boston in exchange for a first round selection (16th overall, Steve Bernier) in the 2003 NHL Entry Draft, June 21, 2003. Boyes traded to Boston in exchange for D Jeff Jillson, March 9, 2003. Jillson was immediately shipped to Buffalo, along with a ninth round selection in the 2005 NHL Entry Draft, in exchange for Curtis Brown and Andy Delmore. Delmore was traded to Boston to complete the transaction.							

SHARKS ALL-TIME ALPHABETICAL ROSTER - SKATERS

PLAYER	YEARS	POS.	NO.	GP	G	A	PTS	PIM
Boyle, Dan	2008-14	D	22	431	68	201	269	305
	Acquired from Tampa Bay along with Brad Lukowich in exchange for Matt Carle, Ty Wishart, a first round selection in the 2009 NHL Entry Draft (25th overall) and a fourth round (118th overall) selection of the 2010 NHL Entry Draft, July 4, 2008. Traded to the New York Islanders in exchange for a fifth-round draft selection (142nd overall, Rudolfs Balcers) in the 2015 NHL Draft on June 5, 2014.							
Bozek, Steve	1991-92	LW/C	14	58	8	8	16	27
	Signed as free agent, Aug. 9, 1991. Released, July 23, 1992.							
Bradley, Matt	2000-03	RW	28/44	121	12	17	29	99
	Selected in the fourth round (102nd overall) of the 1996 NHL Entry Draft. Traded to Pittsburgh in exchange for Wayne Primeau, March 11, 2003.							
Braun, Justin	2010-19	D	61	607	24	130	154	226
	Selected in the seventh round (201st overall) of the 2007 NHL Draft. Traded to Philadelphia for a 2019 second-round selection (41st overall, later traded to Vegas in exchange for a 2019 second-round selection [48th overall, Artemi Kniazev] and a third-round selection [82nd overall, later traded to New Jersey along with a 2019 third-round selection {91st overall} in exchange for a 2019 second round selection {55th overall, Dillon Hamaliuk}}) and a 2020 third-round selection (85th overall, later traded to Tampa Bay), June 18, 2019.							
Brennan, Richard	1997-98	D	7	11	1	2	3	2
	Signed as free agent, July 9, 1997. Traded to New York Rangers in exchange for Jason Muzzatti, March 24, 1998.							
Brodzinski, Jonny	2019	C	22	3	0	1	1	0
	Signed as free agent, July 2, 2019. Became free agent, Oct. 9, 2020.							
Brown, Curtis	2003-04, 2006-08	C	37	123	15	18	33	72
	Acquired from Buffalo along with Andy Delmore in exchange for D Jeff Jillson and a ninth round selection in the 2005 NHL Entry Draft, March 9, 2003. Jillson acquired previously from Boston in exchange for C Brad Boyes. Delmore was sent to Boston from San Jose to complete the transaction. Became a free agent, July 1, 2004. Signed as free agent, July 3, 2006. Became a free agent, July 1, 2008.							
Brown, Dave	1995-96	RW	21	37	3	1	4	46
	Signed as free agent, Aug. 10, 1995. Retired, June 18, 1996.							
Brown, Mike	2013-16	RW	18	104	3	5	8	160
	Acquired from Edmonton in exchange for a fourth round selection in the 2014 NHL Draft (111th overall) on Oct. 21, 2013. Claimed off of waivers by Montreal, Feb. 29, 2016.							
Bruce, David	1991-94	LW/RW	15	79	24	19	43	79
	Acquired from St. Louis in Expansion Draft, May 30, 1991. Released, Aug. 30, 1994.							
Burish, Adam	2012-15	RW	37	81	2	4	6	64
	Signed as free agent, July 1, 2012. Contract bought out, June 20, 2015.							
Burns, Brent	2011-22	D/RW	88	798	172	422	594	438
	Acquired from Minnesota along with a second round selection in the 2012 NHL Draft (37th overall, later traded to Tampa Bay on Feb. 16, 2011 in exchange for Dominic Moore and a seventh round selection [191st] in the 2012 NHL Draft, which was later traded to Chicago along with a fourth round selection [111th overall] in the 2013 NHL Draft in exchange for a fourth round selection [109th overall, Christophe Lalancette] in the 2012 NHL Draft) in exchange for Devin Setoguchi, Charlie Coyle and a first round selection (28th overall) in the 2011 NHL Draft, June 24, 2011. Traded to Carolina along with Lane Pederson in exchange for F Steven Lorentz, G Eetu Makiniemi, and a third-round selection [96th overall, later traded to Carolina along with a fourth-round selection {100th overall} in the 2023 NHL draft in exchange for a third-round selection {71st overall, Brandon Svoboda} in the 2023 NHL Draft], July 13, 2022.							
Burr, Shawn	1997-99	LW	7/28	60	6	7	13	79
	Acquired from Tampa Bay in exchange for a fifth round selection (108th overall) in the 1997 NHL Entry Draft, June 21, 1997. Traded along with Bill Houlder, Andrei Zyuzin and Stephen Guolla to Tampa Bay in exchange for Niklas Sundstrom and a third round selection (74th overall) in the 2000 NHL Entry Draft, Aug. 4, 1999. 74th overall selection later traded to Chicago, along with an additional second round selection in 2000 (49th overall) in exchange for a second round selection in 2000 (41st overall, Tero Maatta), June 24, 2000.							
Burroughs, Kyle	2023-24	D	4	73	2	6	8	71
	Signed as a free agent, July 1, 2023. Traded to Los Angeles in exchange for F Carl Grundstrom, June 27, 2024.							



Dan Boyle

SHARKS ALL-TIME ALPHABETICAL ROSTER - SKATERS

PLAYER	YEARS	POS.	NO.	GP	G	A	PTS	PIM
Butsayev, Viacheslav	1993-95	C	9	18	2	2	4	10
	Acquired from Philadelphia in exchange for Rob Zettler, Feb. 1, 1994. Became free agent, July 1, 1995.							
Byakin, Ilya	1994-95	D	3	13	0	5	5	14
	Signed as free agent, Sept. 4, 1994. Became free agent, July 1, 1995.							
Byers, Lyndon	1992-93	RW	22	18	4	1	5	122
	Signed to a tryout contract, Nov. 5, 1992. Placed on waivers for purpose of unconditional release, Feb. 19, 1993.							
- C -								
Callahan, Joe	2009-10	D	47	1	0	1	1	0
	Signed as free agent, July 16, 2009. Became free agent, July 1, 2010.							
Caloun, Jan	1995-99	RW	91/43	13	8	3	11	0
	Selected in fourth round (75th overall) of the 1992 NHL Entry Draft. Traded to Columbus along with a ninth round selection (278th overall) in the 2000 NHL Entry Draft in exchange for future considerations (protection of Evgeni Nabokov in the 2000 NHL Expansion Draft), June 12, 2000.							
Campbell, Brian	2007-08	D	51	20	3	16	19	8
	Acquired from Buffalo, along with a seventh round selection (194th overall, Drew Daniels) in the 2008 NHL Entry Draft, in exchange for Steve Bernier and a first round selection (26th overall) in the 2008 NHL Entry Draft, Feb. 26, 2008. Became a free agent, July 1, 2008.							
Capuano, Dave	1993-94	C	27	4	0	1	1	0
	Acquired from Tampa Bay in exchange for Peter Ahola, June 19, 1993. Traded to Boston in exchange for future considerations, Nov. 5, 1993.							
Carkner, Matt	2005-06	D	43	1	0	1	1	2
	Signed as free agent, June 7, 2001. Became free agent, July 1, 2006.							
Carle, Matthew	2005-08	D	18/25	151	16	47	63	70
	Selected in the second round (47th overall) in the 2003 NHL Entry Draft. Traded with Ty Wishart, San Jose's first round selection (25th overall) in the 2009 NHL Entry Draft and San Jose's fourth round selection (118th overall) in the 2010 NHL Entry Draft in exchange for Dan Boyle and Brad Lukowich, July 4, 2008.							
Carpenter, Ryan	2015-17, 23-24	C	40/22	90	7	10	17	12
	Signed as free agent, March 25, 2014. Claimed off waivers by Vegas, Dec. 13, 2017. Signed as a free agent, July 1, 2023. Became a free agent, July 1, 2024.							
Carrick, Trevor	2019	D	47	3	0	0	0	5
	Acquired from Carolina in exchange for Kyle Wood, Aug. 6, 2019. Traded to Anaheim for Jack Kopacka, Jan. 27, 2021.							
Carter, John	1991-93	LW	20	59	7	9	16	81
	Signed as free agent, Aug. 22, 1991. Became free agent, July 1, 1993.							
Cavanagh, Tom	2007-09	C	47	18	1	2	3	4
	Selected in the sixth round (182nd overall) of the 2001 NHL Entry Draft. Became free agent, July 1, 2009.							
Chartier, Rourke	2018	C	60	13	1	0	1	2
	Selected in the fifth round (149th overall) of the 2014 NHL Entry Draft. Became free agent, July 1, 2019.							
Cheechoo, Jonathan	2002-09	RW	14	440	165	126	291	304
	Selected in the second round (29th overall) of the 1998 NHL Entry Draft. Traded to Ottawa, along with Milan Michalek and a second round selection (58th overall) in the 2010 NHL Entry Draft, in exchange for Dany Heatley and a fifth round selection (136th overall, Isaac MacLeod) in the 2010 NHL Entry Draft, Sept. 12, 2009.							
Chekhovich, Ivan	2021	LW	82	4	0	1	1	0
	Selected in the seventh round (212th overall) of the 2017 NHL Entry Draft. Released, Aug. 31, 2021.							
Chmelevski, Sasha	2021-22	C	55	24	0	10	10	6
	Selected in the sixth round (185th overall) in the 2017 NHL Entry Draft. Became free agent, July 1, 2022.							
Cicek, Nick	2022-23	D	59	16	0	4	4	15
	Signed as free agent, April 11, 2022. Traded to Vancouver along with a sixth-round pick in the 2024 NHL Draft in exchange for Jack Studnicka, Dec. 15, 2023.							
Claesson, Fredrik	2021	D	33	4	0	0	0	0
	Signed as free agent, Jan. 11, 2021. Traded to Tampa Bay for Magnus Chrona, April 12, 2021.							
Clowe, Ryane	2005-13	LW	29	423	101	170	271	567
	Selected in the sixth round (175th overall) of the 2001 NHL Entry Draft. Traded to New York Rangers in exchange for a second round selection (49th overall, Gabryel Boudreau) in the 2013 NHL Draft, a third round selection (traded to Phoenix in exchange for Raffi Torres, April 3, 2013) in the 2013 NHL Draft and a fifth round selection (149th overall, Rourke Chartier) in the 2014 NHL Draft, April 2, 2013.							
Cogliano, Andrew	2022-22	C	11	56	4	11	15	12
	Signed as free agent, July 28, 2021. Traded to Colorado in exchange for a fifth-round selection in the 2024 NHL Draft, March 24, 2022.							
Colman, Mike	1991-93	D	34	15	0	1	1	32
	Signed as free agent, Sept. 3, 1991.							
Corriveau, Yvon	1992-93	LW	21	20	3	7	10	0
	Acquired from Washington in NHL Waiver Draft, Oct. 4, 1992. Traded to Hartford as the future considerations in Oct. 9, 1992 trade for Michel Picard, Jan. 21, 1993.							
Courtenay, Ed	1991-93	RW	39	44	7	13	20	10
	Acquired from Minnesota in Dispersal Draft, May 30, 1991. Released, Aug. 30, 1994.							
Couture, Logan	2009-current	C	39	933	323	378	701	255
	Selected in the first round (9th overall) of the 2007 NHL Draft.							
Coxe, Craig	1991-92	LW	21	10	2	0	2	19
	Acquired from Vancouver in Expansion Draft, May 30, 1991. Became free agent, Sept. 21, 1992.							
Craig, Mike	1998-99, 2001-02	RW	26/25	3	0	0	0	2
	Signed as free agent, July 13, 1998. Became free agent, July 1, 2000. Signed as free agent, Sept. 5, 2001. Became free agent, July 1, 2002.							
Craigwell, Dale	1991-94	C	33	98	11	18	29	28
	Selected in the 10th round (199th overall) of the 1991 NHL Entry Draft. Became free agent, July 1, 1995.							
Craven, Murray	1997-00	LW/C	32/22	129	16	29	45	47
	Acquired from Chicago in exchange for Petri Varis and a sixth-round selection (158th overall) in the 1998 NHL Entry Draft. Contract bought out, Jan. 20, 2000.							
Criscuolo, Kyle	2023	C	41	1	1	0	1	0
	Acquired from Detroit in exchange for Jasper Weatherby, Jan. 18, 2023. Became free agent, July 1, 2023.							
Cronin, Shawn	1993-95	D	44	63	0	4	4	137
	Acquired from Philadelphia in exchange for future considerations, Aug. 5, 1993. Released, Aug. 1, 1995.							

SHARKS ALL-TIME ALPHABETICAL ROSTER - SKATERS

PLAYER	YEARS	POS.	NO.	GP	G	A	PTS	PIM
--------	-------	------	-----	----	---	---	-----	-----

- D -

Dahlen, Jonathan	2021-22	C	76	61	12	10	22	12
Acquired from Vancouver in exchange for Linus Karlsson, Feb. 25, 2019. Became free agent, July 13, 2022.								
Dahlen, Ulf	1993-97	RW	22	161	41	52	93	46
Acquired with a seventh round selection (167th overall, Brad Mehalko) in the 1995 NHL Entry Draft from Dallas in exchange for Mike Lalor and Doug Zmolek, March 19, 1994. Traded with Michal Sykora and Chris Terreri to Chicago in exchange for Ed Belfour, Jan. 25, 1997.								
Damphousse, Vincent	1998-04	C	25	385	92	197	289	316
Acquired from Montreal in exchange for a fifth round selection (145th overall, previously acquired from Phoenix on June 27, 1998) in the 1999 NHL Entry Draft, a first round selection (16th overall) in the 2000 NHL Entry Draft and a second round selection (53rd overall) in the 2001 NHL Entry Draft, March 23, 1999. Became free agent, July 1, 2004.								
Darche, Mathieu	2006-07	RW	49	2	0	0	0	0
Signed as free agent, July 10, 2006. Became free agent, July 1, 2007.								
Davidson, Brandon	2020	D	21	5	0	0	0	0
Acquired from Calgary in exchange for future considerations, Feb. 24, 2020. Became free agent, Oct. 9, 2020.								
Davison, Rob	2002-08	D	5/38	176	2	12	14	238
Selected in the fourth round (98th overall) of the 1998 NHL Entry Draft. Traded to the New York Islanders in exchange for a seventh round selection (186th overall, Jason Demers) in the 2008 NHL Entry Draft, Feb. 26, 2008. Signed as free agent, July 10, 2013. Became a free agent on July 1, 2014.								
DeMelo, Dylan	2015-18	D	74	133	3	29	32	62
Selected in the sixth round (179th overall) of the 2011 NHL Draft. Traded with Chris Tierney, Rudolfs Balcers, Josh Norris, a 2019 second-round selection (44th overall, previously acquired from Florida), 2020 first-round selection (3rd overall) and a 2021 second-round selection to Ottawa in exchange for Erik Karlsson and Francis Perron, Sept. 13, 2018.								
Demers, Jason	2009-14	D	5/60	300	16	82	98	119
Selected by San Jose in the 2008 NHL Draft (7th round, 186th overall). Traded to Dallas along with a third-round selection in the 2016 NHL Draft (90th overall) in exchange for Brenden Dillon on Nov. 21, 2014.								
DePalma, Larry	1991-93	LW	8	20	2	6	8	41
Signed as free agent, Aug. 30, 1991. Became free agent, July 1, 1993.								
Desjardins, Andrew	2010-15	C	10/69	272	15	33	48	248
Signed as free agent, June 26, 2010. Traded to Chicago in exchange for Ben Smith and a conditional draft selection in the 2017 NHL Draft.								
Dillon, Brenden	2014-20	D	4	439	13	75	88	379
Acquired from Dallas in exchange for Jason Demers and a third round selection (90th overall) in the 2016 NHL Draft. Traded to Washington in exchange for a 2020 second round selection (56th overall, Tristen Robins) and a 2021 third round selection (87th overall, traded to Montreal for a 2020 fourth-round selection [98th overall, Brandon Coe]), February 18, 2020.								
Dimitrakos, Niko	2002-04	RW	23	134	19	34	53	83
Selected in the fifth round (155th overall) of the 1999 NHL Entry Draft. Traded to Philadelphia on March 9, 2006 in exchange for a third round selection (85th overall) in the 2006 NHL Entry Draft. Pick was later traded to Columbus on June 24, 2006, along with a fourth round selection in 2006 (113th overall and the Sharks second round selection [53rd overall] in the 2007 NHL Entry Draft) in exchange for a second round selection in the 2006 NHL Entry Draft (36th overall, Jamie McGinn).								
Dollas, Bobby	2000-01	D	2	16	1	1	2	14
Signed as free agent, Nov. 4, 2001. Traded along with Johan Hedberg to Pittsburgh in exchange for Jeff Norton, March 12, 2001.								
Donato, Ryan	2021	C	16	50	6	14	20	10
Acquired from Minnesota in exchange for a third-round selection in the 2021 NHL Draft. Became free agent, July 28, 2021.								
Donovan, Shean	1994-97	RW	42	181	25	17	42	109
Selected in second round (28th overall) of 1993 NHL Entry Draft. Traded with a first round selection (12th overall) in the 1998 NHL Entry Draft to Colorado in exchange for Mike Ricci and a second round selection (50th overall) in the 1998 NHL Entry Draft, Nov. 21, 1997. 50th overall selection in 1998 later traded to Buffalo along with Kay Whitmore in exchange for Steve Shields and a fourth round selection (104th overall, Miroslav Zalesak) in the 1998 NHL Entry Draft, June 18, 1998.								
Donskoi, Joonas	2015-19	RW	27	283	45	77	122	66
Signed as free agent, May 20, 2015. Became free agent, July 1, 2019.								
Duchesne, Gaetan	1993-95	LW	11	117	14	25	39	44
Acquired from Dallas in exchange for sixth round selection (132nd overall, Petri Varis – later traded back to San Jose for Dean Evason on June 26, 1993) in the 1993 NHL Entry Draft, June 20, 1993. Traded to Florida in exchange for a sixth round selection (140th, Timo Hakanen) in the 1995 NHL Entry Draft, April 7, 1995.								
Duclair, Anthony	2023-24	LW	10	56	16	11	27	28
Acquired from Florida in exchange for F Steven Lorentz and a fifth-round selection in the 2025 NHL Draft, July 1, 2023. Traded to Tampa Bay along with a seventh-round selection in the 2025 NHL Draft in exchange for Jack Thompson and a 2024 third-round selection (85th overall, later traded to New Jersey in exchange for a 2024 third-round selection [82nd overall, Carson Wetsch] and a 2025 sixth-round selection), Mar. 7, 2024.								
Dzingel, Ryan	2022	C	14	6	1	0	1	0
Claimed off waivers from Toronto, Feb. 21, 2022. Became free agent, July 13, 2022.								

- E -

Eager, Ben	2010-11	LW	55	34	4	3	7	43
Acquired from Atlanta in exchange for a fifth-round selection (148th overall) in the 2011 NHL Entry Draft, Jan. 18, 2011. Became free agent, July 1, 2011.								
Ehrhoff, Christian	2003-09	D	10/44	341	25	107	132	244
Selected in fourth round (108th overall) of the 2001 NHL Entry Draft. Traded to Vancouver, along with D Brad Lukowich, in exchange for D Daniel Rahimi and C Patrick White, Aug. 28, 2009.								
Eklund, William	2021-current	C/LW	72	97	18	34	52	38
Selected in the first round (7th overall) of the 2021 NHL Draft.								
Ekman, Nils	2003-06	LW	28	159	43	69	112	88
Acquired from New York Rangers in exchange for Chad Wiseman, Aug. 12, 2003. Traded to Pittsburgh along with Patrick Ehelechner for a second round selection (41st overall) in the 2007 NHL Entry Draft, July 20, 2006. 41st overall pick, along with a second round selection in 2008, later traded to Washington in exchange for a first round selection in 2007 (28th overall, Nick Petrecki), June 22, 2007.								
Elik, Todd	1993-95	C	27	97	32	51	83	107
Acquired via waivers from Edmonton, Oct. 26, 1993. Traded to St. Louis in exchange for Kevin Miller, March 26, 1995.								

SHARKS ALL-TIME ALPHABETICAL ROSTER - SKATERS

PLAYER	YEARS	POS.	NO.	GP	G	A	PTS	PIM
Emberson, Ty	2023-24	D	6	30	1	9	10	6
Claimed off waivers from New York Rangers, Sept. 30, 2023. Traded to Edmonton in exchange for D Cody Ceci and a third-round selection in the 2025 NHL Draft, Aug. 18, 2024.								
Emmons, Gary	1993-94	C	9	3	1	0	1	0
Signed as free agent, Oct. 18, 1993. Released, Nov. 1, 1993.								
Errey, Bob	1993-95, 96-97	LW	12/22	107	17	36	43	173
Signed as free agent, Aug. 17, 1993. Traded to Detroit in exchange for a fifth round selection (130th overall, Michal Bros) in the 1995 NHL Entry Draft, Feb. 27, 1995. Claimed via waivers from Detroit, Feb. 8, 1997. Became free agent, July 1, 1997.								
Evans, Kevin	1991-92	LW	44	5	0	1	1	25
Acquired from Minnesota in Dispersal Draft, May 30, 1991. Became free agent, July 1, 1992.								
Evason, Dean	1991-93	C	12/8	158	23	34	57	231
Acquired from Hartford in exchange for Dan Kecmer, Oct. 2, 1991. Traded to Dallas in exchange for a sixth round pick (132nd overall, Petri Varis) in the 1993 NHL Entry Draft, June 26, 1993.								
Ewen, Todd	1999-98	RW	36	51	0	2	2	162
Signed as free agent, July 25, 1996. Became free agent, July 1, 1998.								
Eyssimont, Mikey	2023	C	21	20	3	5	8	34
Claimed off waivers from Winnipeg, Jan. 6, 2023. Traded to Tampa Bay in exchange for Vladislav Namestnikov, Mar. 1, 2023.								

- F -

Fahey, Jim	2002-06	D	21	79	1	23	24	65
Selected in the eighth round (212th overall) of the 1998 NHL Entry Draft. Traded to New Jersey along with Alexander Korolyuk for a first round selection (26th overall) in the 2007 NHL Entry Draft and the rights to Vladimir Malakhov, Oct. 1, 2006. 26th overall pick later traded to St. Louis along with Ville Nieminen and Jay Barriball in exchange for RW Bill Guerin, Feb. 27, 2007.								
Falloon, Pat	1991-96	RW	17	258	76	86	162	75
Selected in first round (2nd overall) of the 1991 NHL Entry Draft. Traded to Philadelphia in exchange for rights to prospect Martin Spahnel, Philadelphia's fourth round selection (106th overall) in 1996 Entry Draft and Philadelphia's first round selection (24th overall) in the 1996 NHL Entry Draft (all of which were traded immediately to Buffalo for Doug Bodger), Nov. 16, 1995.								
Fedun, Taylor	2014-15	D	43	7	0	4	4	4
Signed as free agent, July 2, 2014. Became free agent, July 1, 2015.								
Fehr, Eric	2018	C	16	14	3	1	4	0
Acquired from Toronto in exchange for a seventh-round pick (189th overall, John FUSco) in the 2020 NHL Draft, Feb. 20, 2018. Became free agent, July 1, 2018.								
Fenton, Paul	1991-92	LW	22	60	11	4	15	33
Acquired from Hartford in exchange for Mike McHugh, Oct. 18, 1991. Released, July 23, 1992.								
Ferraro, Mario	2019-current	D	38	330	12	62	74	128
Selected in the second round (49th overall) of the 2017 NHL Draft.								
Ferriero, Benn	2009-12	RW	78	92	14	8	22	25
Signed as free agent, Sept. 1, 2009. Became free agent, July 1, 2012.								
Fibiger, Jesse	2002-03	D	53	16	0	0	0	2
Signed as free agent, Aug. 15, 2001. Became free agent, July 1, 2004.								
Fraser, Iain	1996-97	C	28	2	0	0	0	2
Signed as free agent, Aug. 26, 1996. Became free agent, July 1, 1997.								
Friesen, Jeff	1994-01	LW/C	19/39	512	149	201	350	316
Selected in first round (11th overall) of 1994 NHL Entry Draft. Traded to Anaheim, along with Steve Shields and a second round selection (36th overall) in the 2003 NHL Entry Draft in exchange for Teemu Selanne, March 5, 2001.								



Mario Ferraro

SHARKS ALL-TIME ALPHABETICAL ROSTER - SKATERS

PLAYER	YEARS	POS.	NO.	GP	G	A	PTS	PIM
--------	-------	------	-----	----	---	---	-----	-----

- G -

Gabriel, Kurtis	2021	RW	29	11	0	0	0	55
	Signed as free agent, Nov. 2, 2021. Became free agent, July 28, 2021.							
Gadjovich, Jonah	2021-23	LW	42	78	4	6	10	131
	Claimed off waivers from Vancouver, Oct. 7, 2021. Became free agent, July 1, 2023.							
Gaetz, Link	1991-93	D	23	48	6	6	12	326
	Acquired from Minnesota in Dispersal Draft, May 30, 1991. Traded to Edmonton in exchange for a 10th round selection (240th overall, Tomáš Pisa) in the 1994 Entry Draft, Sept. 10, 1993.							
Galiardi, TJ	2012-13	C	21/37	50	6	9	15	20
	Acquired from the Colorado Avalanche along with Daniel Winnik and a seventh round selection (207th overall, previously acquired from Anaheim, Emil Galimov) in the 2013 NHL Entry Draft in exchange for Jamie McGinn, Mike Connolly and Michael Sgarbossa, Feb. 27, 2012. Traded to Calgary in exchange for a fourth-round draft selection (106th overall, Adam Helewka) in the 2015 NHL Draft on July 2, 2013.							
Gambrell, Dylan	2018-21	C	14/7	110	10	13	23	32
	Selected in the second round (60th overall) of the 2016 NHL Draft. Traded to Ottawa in exchange for a seventh-round selection (later traded to Arizona for a seventh-round selection [203rd overall, Yegor Rimashevsky] in the 2023 NHL Draft) in the 2022 NHL Draft, Oct. 24, 2021.							
Garpenlov, Johan	1991-95	LW	10	184	46	86	132	90
	Acquired from Detroit in exchange for Bob McGill and an eighth round selection (189th overall) in the 1992 NHL Entry Draft, March 10, 1992. Traded to Florida in exchange for fifth round selection in the 1998 NHL Entry Draft (117th overall, traded to Florida in exchange for Dave Lowry, Nov. 14, 1997), March 3, 1995.							
Gaudreau, Rob	1992-95	RW	37	143	38	40	78	46
	Acquired from Minnesota in Dispersal Draft, May 30, 1991. Selected by Ottawa in Waiver Draft, Jan. 18, 1995.							
Gill, Todd	1996-98	D	23	143	8	34	42	132
	Acquired from Toronto in exchange for Jamie Baker and a fifth round draft selection (110th overall) in the 1996 NHL Entry Draft, June 14, 1996. Traded to St. Louis in exchange for Joe Murphy and cash considerations, March 24, 1998.							
Goc, Marcel	2005-09	C	11/57	265	20	34	54	76
	Selected in the first round (20th overall) of the 2001 NHL Entry Draft. Became free agent, July 1, 2009.							
Goldobin, Nikolay	2015-17	LW	82	11	1	1	2	0
	Selected in the first round (27th overall) of the 2014 NHL Draft. Traded to Vancouver along with a fourth round selection (112th overall) in the 2017 NHL Draft in exchange for Jannik Hansen, Feb. 28, 2017.							
Gomez, Scott	2012-13	C	23	39	2	13	15	22
	Signed as free agent, Jan. 23, 2013. Became free agent, July 5, 2013.							
Goodrow, Barclay	2014-20, 2024-current	RW	23/89	268	26	45	71	235
	Signed as free agent, March 6, 2014. Traded to Tampa Bay in exchange for Anthony Greco and a first round selection (31st overall, Ozzy Wiesblatt) in the 2020 NHL Draft, February 24, 2020. Claimed off waivers from New York Rangers, June 19, 2024.							
Gorges, Josh	2005-07	D	6	96	1	9	10	57
	Signed as free agent on Sept. 20, 2002. Traded to Montreal along with a first round selection (22nd overall) in the 2007 NHL Entry Draft for Craig Rivet and a fifth round selection (146th overall, Julien Demers) in the 2008 NHL Entry Draft, Feb. 25, 2007.							
Graf, Collin	2024-current	RW	51	7	0	2	2	0
	Signed as free agent, Apr. 4, 2024.							
Granato, Tony	1996-01	RW/LW	21	278	57	42	99	387
	Signed as free agent, Aug. 15, 1996. Retired, Sept. 10, 2001							
Granlund, Mikael	2023-current	C	64	69	12	48	60	32
	Acquired from Pittsburgh along with D Jan Rutta, F Mike Hoffman, and a 2024 first-round selection (14th overall, later traded to Buffalo along with a 2024 second-round selection [53rd overall] for a 2024 first-round selection [11th overall, Sam Dickinson]) in exchange for Erik Karlsson, Dillon Hamaliuk, and San Jose's 2026 third-round selection, Aug. 6, 2023.							
Graves, Adam	2001-03	LW	9	163	26	23	49	83
	Acquired from New York Rangers, along with Rich Pilon and future considerations, in exchange for Mikael Samuelsson and Christian Gosselin and a seventh round draft selection (226th overall) in the 2002 NHL Entry Draft, June 24, 2001. Became free agent, July 1, 2003.							
Gregor, Noah	2019-23	C	73	178	26	25	51	71
	Selected in the fourth round (111th overall) of the 2016 NHL Draft. Became free agent, July 1, 2023.							
Grier, Mike	2006-09	RW	25	221	35	43	78	92
	Signed as free agent, July 3, 2006. Became free agent, July 1, 2009.							
Guerin, Bill	2006-07	RW	13	16	8	1	9	14
	Acquired from St. Louis in exchange for Ville Nieminen, Jay Barriball and a first round selection (26th overall) in the 2007 NHL Entry Draft, Feb. 27, 2007. Became free agent, July 1, 2007.							
Guolla, Steve	1996-99	LW/C	36/17	64	16	11	27	20
	Signed as free agent, Aug. 26, 1996. Traded along with Bill Houlder, Andrei Zyuzin and Shawn Burr to Tampa Bay in exchange for Niklas Sundstrom and a third round selection (74th overall) in the 2000 NHL Entry Draft, Aug. 4, 1999. 74th overall selection in 2000 later traded to Chicago, along with an additional second round selection in 2000 (49th overall) in exchange for a second round selection in 2000 (41st overall, Tero Maatta), June 24, 2000.							
Gushchin, Danil	2023-current	LW	75	6	2	2	4	0
	Selected in the third round (76th overall) of the 2020 NHL Draft.							

- H -

Halbgewachs, Jayden	2021-22	LW	89	3	0	1	1	4
	Signed as free agent, Dec. 28, 2017. Became free agent, July 13, 2022.							
Haley, Micheal	2014-17, 19	C	38/18	97	4	12	16	232
	Signed as free agent, July 10, 2014. Became free agent, July 1, 2017. Claimed off waivers from Florida, Feb. 20, 2019. Became free agent, July 1, 2019.							
Hamilton, Freddie	2013-15	C	75	12	0	0	0	2
	Selected in the fifth round (129th overall) of the 2010 NHL Draft. Traded to Colorado in exchange for Karl Stollery on March 2, 2015.							
Hammond, Ken	1991-92	D	6	46	5	10	15	82
	Signed as free agent, Aug. 9, 1991. Traded to Vancouver for eighth round selection in the 1992 NHL Entry Draft (189th overall, traded to Detroit along with Bob McGill in exchange for Johan Garpenlov, March 10, 1992), March 9, 1992.							

SHARKS ALL-TIME ALPHABETICAL ROSTER - SKATERS

PLAYER	YEARS	POS.	NO.	GP	G	A	PTS	PIM
Handemark, Fredrik	2021	C	37	8	1	0	1	2
Signed as free agent, May 4, 2020. Became free agent, July 28, 2021.								
Handzus, Michal	2011-13	C	26	95	8	18	26	30
Signed as free agent, July 1, 2011. Traded to Chicago in exchange for a fourth round selection (111th overall) in the 2013 NHL Draft. 111th overall selection in the 2013 NHL Draft later traded to Chicago along with a fifth round selection in the 2014 NHL Draft in exchange for a fourth round selection (117th overall, Fredrik Bergvik) and a fifth round selection (151st overall, Gage Ausmus) in the 2013 NHL Draft.								
Hannan, Scott	1998-07, 12-15	D	27/22/43/6	626	30	116	146	412
Selected in the first round (23rd overall) of the 1997 NHL Entry Draft. Became free agent July 1, 2007. Acquired from Nashville in exchange for a sixth round selection (171st overall) in the 2013 NHL Draft. Became free agent July 1, 2015.								
Hansen, Jannik	2017	RW	36	61	4	17	21	22
Acquired from Vancouver in exchange for Nikolay Goldobin and a fourth round pick (112 overall) in the 2017 NHL Draft, Feb. 28, 2017. Became free agent, July 1, 2018.								
Harrington, Scott	2022-23	D	4	28	1	6	7	8
Signed as a free agent, Sept. 30, 2022. Traded to New Jersey along with Timo Meier, Santeri Hatakka, Zach Emond, Timur Ibragimov, and a 2024 fifth-round selection in exchange for a 2023 first-round selection (26th overall, Quentin Musty), 2024 second-round selection (53rd overall, later traded to Buffalo along with a first-round pick [14th overall] in exchange for a 2024 first-round pick [11th overall, Sam Dickinson]), 2024 seventh-round selection (203rd overall, later traded to Detroit along with Radim Simek for Klim Kostin), Andreas Johnsson, Fabian Zetterlund, Shakir Mukhamadullin, and Nikita Okhotiuk, Feb. 26, 2023.								
Harvey, Todd	1999-04	RW/C	13/9	301	34	49	83	335
Acquired from New York Rangers, along with a fourth round selection (107th overall, Dimitri Patzold) in the 2001 NHL Entry Draft in exchange for Radek Dvorak (previously acquired from Florida in exchange for Mike Vernon and a third round selection (82nd overall) in the 2000 NHL Entry Draft), Dec. 30, 1999. Became free agent, July 1, 2004.								
Hatakka, Santeri	2021-22	D	61	9	0	2	2	2
Selected by San Jose in the sixth round (184th overall) in the 2019 NHL Draft. Traded to New Jersey along with Timo Meier, Scott Harrington, Zach Emond, Timur Ibragimov, and a 2024 fifth-round selection in exchange for a 2023 first-round selection (26th overall, Quentin Musty), 2024 second-round selection (53rd overall, later traded to Buffalo along with a 2024 first-round selection [14th overall] in exchange for a 2024 first-round selection [11th overall, Sam Dickinson]), 2024 seventh-round selection (203rd overall, later traded to Detroit along with Radim Simek for Klim Kostin), Andreas Johnsson, Fabian Zetterlund, Shakir Mukhamadullin, and Nikita Okhotiuk, Feb. 26, 2023.								
Havlat, Martin	2011-14	RW	9	79	15	30	45	52
Acquired from Minnesota in exchange for Dany Healey, July 3, 2011. Contract bought out, June 28, 2014.								
Hawgood, Greg	1996-97	D	4	63	6	12	18	69
Signed as free agent, Sept. 7, 1996. Became free agent, July 1, 1997.								
Hayes, Eriah	2013-15	RW	76	19	1	0	1	4
Signed as free agent, April 5, 2013. Became free agent July 1, 2015.								
Heatley, Dany	2009-11	RW	15	162	65	81	146	110
Acquired from Ottawa, along with a fifth-round selection (136th overall, Isaac MacLeod) in the 2010 NHL Entry Draft in exchange for Jonathan Cheechoo, Milan Michalek and a second-round selection (58th overall) in the 2010 NHL Entry Draft, Sept. 12, 2009. Traded to Minnesota in exchange for Martin Havlat, July 3, 2011.								
Heed, Tim	2016-20	D	72	105	6	23	29	20
Signed as free agent, May 24, 2016. Became free agent, Oct. 9, 2020.								
Heins, Shawn	1997-03	D	23	81	3	7	10	105
Signed as free agent, Jan. 5, 1998. Traded to Pittsburgh in exchange for a fifth-round selection (139th overall, Patrick Ehelechner) in the 2003 NHL Entry Draft, Feb. 9, 2003.								
Helminen, Dwight	2009-10	RW	36	4	1	0	1	0
Signed as free agent, July 16, 2009. Became free agent, July 1, 2010.								
Hertl, Tomáš	2013-24	C	48	712	218	266	484	256
Selected in the first round (17th overall) of the 2012 NHL Draft. Traded to Vegas along with a 2025 third-round selection and a 2027 third-round selection in the NHL Draft in exchange for David Endstrom and a first-round selection in the 2025 NHL Draft, Mar. 8, 2024.								
Hicks, Alex	1998-99	LW	6	4	0	1	1	4
Signed as free agent, Sept. 12, 1998. Traded to Florida with a fifth round selection (140th overall) in the 1999 NHL Entry Draft in exchange for Jeff Norton, Nov. 11, 1998.								
Hoffman, Mike	2023-24	C	68	66	10	13	23	20
Acquired from Pittsburgh along with D Jan Rutta, F Mikael Granlund, and a 2024 first-round selection (14th overall, later traded to Buffalo along with a 2024 second-round selection [53rd overall] for a 2024 first-round selection [11th overall, Sam Dickinson]), in exchange for Erik Karlsson, Dillon Hamaliuk, and San Jose's 2026 third-round selection, Aug. 6, 2023. Became a free agent, July 1, 2024.								
Houlder, Bill	1997-99	D	2	158	16	48	64	88
Signed as free agent, July 9, 1997. Traded along with Andre Zyuzin, Stephen Guolla and Shawn Burr to Tampa Bay in exchange for Niklas Sundstrom and a third round selection (74th overall) in the 2000 NHL Entry Draft on Aug. 4, 1999. 74th overall selection in 2000 was later traded to Chicago, along with an additional second round selection in 2000 [49th overall] in exchange for a second round selection in 2000 [41st overall, Tero Maatta], June 24, 2000.								
Hrkac, Tony	1991-92	C	10	22	2	10	12	4
Acquired from Quebec for Greg Paslawski, May 30, 1991. Traded to Chicago for a conditional choice in 1993 Entry Draft (sixth round, 154th overall, Fredrik Oduya), Feb. 7, 1992.								
Hunter, Tim	1996-97	RW	19	46	0	4	4	135
Signed as free agent, July 25, 1996. Retired, July 1, 1997.								
Huskins, Kent	2009-11	D	40	132	5	27	32	59
Acquired from Anaheim along with Travis Moen in exchange for Nick Bonino, Timo Pielmeier and a fourth round selection (108th overall) in the 2012 NHL Entry Draft, March 4, 2009. Became free agent, July 1, 2011.								
Hyvonen, Hannes	2001-02	RW	50	6	0	0	0	0
Selected in the ninth round (257th overall) of the 1999 NHL Entry Draft. Traded to Florida in exchange for a seventh-round selection (201st overall, Jonathan Tremblay) in the 2003 NHL Entry Draft, July 16, 2002.								

SHARKS ALL-TIME ALPHABETICAL ROSTER - SKATERS

PLAYER	YEARS	POS.	NO.	GP	G	A	PTS	PIM
--------	-------	------	-----	----	---	---	-----	-----

- I -

Iafrate, Al	1996-98	D	43	59	8	16	24	119
Acquired from Boston for Jeff Odgers and a fifth-round selection in the 1996 NHL Entry Draft (132nd overall, previously acquired from Pittsburgh in exchange for Kevin Miller, March 20, 1996), June 21, 1996. Selected by Nashville in Expansion Draft, June 26, 1998.								
Iggulden, Mike	2007-08	C	46	1	0	0	0	0
Signed as free agent, Jan. 16, 2006. Became free agent, July 1, 2008.								
Irwin, Matt	2012-15	D	52	153	16	34	50	63
Signed as free agent, March 23, 2010. Became free agent, July 1, 2015.								

- J -

Jakopin, John	2002-03	D	4	12	0	0	0	11
Signed as free agent, Sept. 5, 2002. Became free agent, July 1, 2003.								
Janney, Craig	1994-96	C	15	98	18	64	82	36
Acquired from St. Louis in exchange for Jeff Norton and a third round selection (55th overall) in the 1997 NHL Entry Draft, March 6, 1995. Traded to Winnipeg in exchange for Darren Turcotte and a second round selection (31st overall) in the 1996 NHL Entry Draft, March 18, 1996. 31st overall selection in 1996 later traded to Chicago, along with an additional 1996 second round selection (46th overall, previously acquired from Detroit on March 16, 1996) in exchange for a 1996 first round selection (21st overall, Marco Sturm), June 22, 1996.								
Jaros, Christian	2021	D	47	7	0	1	1	2
Acquired from Anaheim in exchange for Jack Kopacka and a seventh-round selection (later traded to Arizona in exchange for a seventh-round selection [203rd overall, Yegor Rimashevsky] in the 2023 NHL Draft) in the 2022 NHL Draft, Jan. 27, 2021. Traded to New Jersey in exchange for Nick Merkley, July 26, 2021.								
Jillson, Jeff	2001-03	D	5	74	5	19	24	38
Selected by San Jose in the first round (14th overall) 1999 NHL Entry Draft. Traded to Boston along with Jeff Hackett in exchange for Kyle McLaren and a fourth round selection (126th overall, Torrey Mitchell) in the 2004 NHL Entry Draft, Jan. 23, 2003. Hackett previously acquired from Montreal in exchange for Niklas Sundstrom and a third round selection (95th overall) in the 2004 NHL Entry Draft.								
Johnsson, Andreas	2023	LW	18	11	0	3	3	6
Acquired from New Jersey along with a 2023 first-round selection (26th overall, Quentin Musty), 2024 second-round selection (53rd overall, later traded to Buffalo along with a 2024 first-round selection [14th overall] in exchange for a 2024 first-round selection [11th overall, Sam Dickinson]), 2024 seventh-round selection (203rd overall, later traded to Detroit along with Radim Simek for Klim Kostin), Fabian Zetterlund, Shakir Mukhamadullin, and Nikita Okhotiuk in exchange for Timo Meier, Scott Harrington, Zach Emond, Timur Ibragimov, and a 2024 fifth-round selection, Feb. 26, 2023. Became a free agent, July 1, 2023.								
Joslin, Derek	2008-11	D	65	53	1	6	7	26
Selected in the fifth round (149th overall) of the 2005 NHL Entry Draft. Traded to Carolina in exchange for future considerations, Feb. 18, 2011.								

- K -

Kane, Evander	2018-21	LW	9	212	87	79	166	342
Acquired from Buffalo in exchange for Danny O'Regan, a first-round pick in the 2019 NHL Draft (29th overall, Brayden Tracey) and a fourth-round pick in the 2020 NHL Draft (122nd overall) , Feb. 27, 2018. Contract terminated, Jan. 10, 2022.								
Karlsson, Erik	2018-23	D	65	293	52	191	243	106
Acquired from Ottawa with Francis Perron in exchange for Chris Tierney, Dylan DeMelo, Rudolfs Balcers, Josh Norris, a 2019 second-round selection (44th overall), a 2020 first-round selection (3rd overall) and a 2021 second-round selection (39th overall), Sept. 13, 2018. Traded to Pittsburgh along with Dillon Hamaliuk, and San Jose's 2026 third-round selection in exchange for Pittsburgh's 2024 first-round selection (14th overall, later traded to Buffalo along with a 2024 second-round selection [53rd overall] for a 2024 first-round selection [11th overall, Sam Dickinson]), Mikael Granlund, Mike Hoffman, and Jan Rutta, Aug. 6, 2023.								
Karlsson, Melker	2014-20	C	68	396	60	52	112	130
Signed as free agent, May 30, 2014. Became free agent, Oct. 9, 2020.								
Kaspar, Lukas	2007-09	LW	43	16	2	2	4	8
Selected in the first round (22nd overall) of the 2004 NHL Entry Draft. Became free agent, July 1, 2009.								
Kaut, Martin	2023	RW	87	9	3	2	5	0
Acquired from Colorado along with Jacob MacDonald in exchange for Matt Nieto and Ryan Merkley, Jan. 25, 2023.								
Kearns, Bracken	2012-14	C	38	26	3	2	5	6
Signed as free agent, July 2, 2012. Became free agent, July 1, 2014.								
Kellman, Joel	2019-21	C	46	38	4	5	9	10
Signed as free agent, April 25, 2019. Became free agent, Dec. 14, 2021.								
Kennedy, Tim	2012-13	LW	46	13	2	0	2	2
Acquired from Florida in exchange for Sean Sullivan, Jan. 26, 2012. Became free agent, July 1, 2013.								
Kennedy, Tyler	2013-15	RW	81	92	8	18	26	42
Acquired from Pittsburgh in exchange for a second-round selection (50th overall) in the 2013 NHL Draft on June 30, 2013. Traded to the NY Islanders in exchange for seventh-round draft selection (210th overall, previously acquired from Tampa Bay and later traded to Vancouver in exchange for Patrick McNally) in the 2015 NHL Draft on March 2, 2015.								
Kisio, Kelly	1991-93	C	11	126	37	78	115	144
Acquired from Minnesota in exchange for Shane CHurla, June 3, 1991. Became free agent, July 1, 1993.								
Kniazev, Artemi	2021	D	25	1	0	0	0	0
Selected in the second round (48th overall) in the 2019 NHL Draft. Traded to Winnipeg in exchange for Leon Gawanke, July 2, 2023.								
Knyzhov, Nikolai	2020-23	D	71	81	3	9	12	55
Signed as free agent, July 2, 2019. Contract bought out, June 29, 2024.								
Kolstad, Dean	1991-93	D	29	10	0	2	2	12
Acquired from Minnesota in Dispersal Draft, May 30, 1991. Became free agent, July 1, 1993.								
Korolyuk, Alexander	1997-06	LW/RW	94/27/15/41	296	62	80	142	140
Selected in sixth round (141st overall) of the 1994 NHL Entry Draft. Traded to New Jersey, along with Jim Fahey, in exchange for Vladimir Malakhov and a first-round selection (26th overall, later traded to St. Louis) in the 2007 NHL Entry Draft, Oct. 1, 2006.								

SHARKS ALL-TIME ALPHABETICAL ROSTER - SKATERS

PLAYER	YEARS	POS.	NO.	GP	G	A	PTS	PIM
Kostin, Klim	2024-current	C	10	19	5	5	10	15
Acquired from Detroit in exchange for Radim Simek and a seventh-round selection (203rd overall, Austin Baker) in the 2024 NHL Draft, March 8, 2024.								
Kozlov, Viktor	1994-97	C/LW	25/47	174	29	40	69	50
Selected in the first round (6th overall) of the 1993 NHL Entry Draft. Traded to Florida in exchange for a first round selection in the 1998 NHL Entry Draft, Nov. 14, 1997. Tampa Bay later acquired the right to swap 1998 first round picks with San Jose, along with Andrei Zyuzin, in exchange for Bryan Marchment and David Shaw on March 24, 1998. Florida won the 1998 NHL Lottery and the first-round draft selection acquired by San Jose from Florida became first overall, which Tampa swapped with San Jose for the second overall pick in 1998. San Jose then traded the 1998 second overall pick to Nashville, along with a 1998 third-round selection (85th overall [previously acquired from New Jersey, in exchange for Vlastimil Kroupa, Aug. 22, 1997]) in exchange for the 1998 third overall selection (Brad Stuart) and a second-round selection (29th overall, Jonathan Cheechoo) in the 1998 NHL Entry Draft, June 27, 1998.								
Kraft, Ryan	2002-03	C	41	7	0	1	1	0
Selected in the eighth round (194th overall) of the 1995 NHL Entry Draft. Became free agent, July 1, 1998. Signed as free agent, Aug. 11, 2000. Became free agent, July 1, 2003.								
Kravets, Mikhail	1991-93	RW	7/40	2	0	0	0	0
Selected in the 12th round (243rd overall) of the 1991 NHL Entry Draft. Became free agent, July 1, 1994.								
Kroupa, Vlastimil	1993-97	D	44/26	103	4	18	22	66
Selected in second round (45th overall) of 1993 NHL Entry Draft. Traded to New Jersey in exchange for a third round selection (85th overall) in the 1998 NHL Entry Draft, Aug. 22, 1997. 85th overall selection in 1998 later traded to Nashville, along with a first round selection in the 1998 NHL Entry Draft (second overall), in exchange for a first round selection in the 1998 NHL Entry Draft (third overall, Brad Stuart) and a second round selection in the 1998 NHL Entry Draft (29th overall, Jonathan Cheechoo), June 27, 1998.								
Kruse, Paul	2000-01	LW	29	1	0	0	0	5
Signed as free agent, Sept. 10, 2000. Became free agent, July 1, 2001.								
Kunin, Luke	2022-current	C	11	108	16	15	31	125
Acquired from Nashville in exchange for John Leonard and a 2023 third-round selection (68th overall), July 8, 2022.								
Kyte, Jim	1994-96	D	2	75	3	12	15	179
Signed as free agent, March 30, 1995. Became free agent, July 1, 1996.								
- L -								
Labanc, Kevin	2016-24	RW	62	478	82	143	225	217
Selected in the sixth round (171st overall) of the 2014 NHL Draft. Became a free agent, July 1, 2024.								
Lalor, Mike	1993-94	D	5/18	23	0	2	2	8
Signed as free agent, Aug. 16, 1993. Traded to Dallas along with Doug Zmolek in exchange for Ulf Dahlen, March 19, 1994.								
Langfeld, Josh	2005-06	RW	24	39	2	9	11	16
Signed as free agent, Sept. 12, 2005. Claimed off waivers by Boston, Jan. 31, 2006.								
Lappin, Peter	1991-92	RW	26	1	0	0	0	0
Acquired from Minnesota in Dispersal Draft, May 30, 1991. Became free agent, Sept. 1, 1992.								
Larionov, Igor	1993-95	C	7	97	23	59	82	54
Acquired from Vancouver in 1992 NHL Waiver Draft. Traded to Detroit in exchange for Ray Sheppard, Oct. 24, 1995.								
Lawton, Brian	1991-93	C	9	80	17	30	47	54
Signed as free agent, Aug. 9, 1991. Traded to New Jersey in exchange for future considerations, Jan. 26, 1993.								
Leach, Jay	2009-11	D	28	28	1	1	2	20
Claimed off waivers from Montreal, Dec. 1, 2009. Traded to New Jersey along with Steven Zalewski in exchange for Patrick Davis and Mike Swift, Feb. 9, 2011.								
Lemieux, Claude	2008-09	RW	32	18	0	1	1	21
Signed as free agent, Dec. 28, 2008. Retired, July 8, 2009.								
Leonard, John	2021-22	LW	43	58	4	11	15	2
Selected in the sixth round (182nd overall) of the 2018 NHL Draft. Traded along with a 2023 third-round selection (68th overall) to Nashville in exchange for F Luke Kunin, July 8, 2022.								
Lerg, Bryan	2014-15	C	42/11	8	1	0	1	0
Signed as free agent, July 10, 2014. Became free agent, July 1, 2016.								
Lessard, Rick	1991-92	D	13	8	0	2	2	16
Acquired from Calgary in Expansion Draft, May 30, 1991. Traded to Vancouver in exchange for Robin Bawa, Dec. 15, 1992.								
Letunov, Maxim	2020	C	84	3	1	0	1	0
Acquired along with a sixth-round selection in the 2017 NHL Draft (159th overall, Jacob McGrew), from Arizona in exchange for a fourth-round selection (120th overall, traded to NY Islanders via Philadelphia) in the 2016 NHL Draft and a third-round selection (69th overall, previously acquired from Detroit) in the 2017 NHL Draft, June 20, 2016. Became a free agent, July 28, 2021.								
Lindblom, Oskar	2022-23	LW	23	74	6	9	15	18
Signed as free agent, July 13, 2022. Became a free agent, July 1, 2024.								
Lindsay, Bill	2000-01	LW	12	16	0	4	4	29
Acquired from Calgary in exchange for an eighth-round selection in the 2001 NHL Entry Draft (233rd overall, previously acquired from Minnesota along with future considerations [protection of Evgeni Nabokov in the 2000 NHL Expansion Draft] in exchange for Andy Sutton, a seventh round selection [214th overall] in the 2000 NHL Entry Draft and a third round selection [85th overall] in the 2001 NHL Entry Draft on June 12, 2000), March 6, 2001. Became free agent, July 1, 2001.								
LiPuma, Chris	1996-97	D	26	8	0	0	0	22
Signed as free agent, Aug. 26, 1996. Became free agent, July 1, 1997.								
Lorentz, Steven	2022-23	C	16	80	10	9	19	16
Acquired from Carolina along with Eetu Makiniemi and a third-round selection [94th overall, later traded to Carolina along with a 2023 fourth-round selection (100th overall) in exchange for a 2023 third-round selection (Brandon Svoboda, 71st overall), June 29, 2023]] in the 2023 NHL Draft in exchange for Brent Burns and Lane Pederson, July 13, 2022. Traded to Florida along with a 2025 fifth-round selection in exchange for Anthony Duclair.								
Lowry, Dave	1997-00	LW	26/15	143	11	17	28	93
Acquired from Florida in exchange for fifth round selection in the 1998 NHL Entry Draft (117th overall, previously acquired from Florida in exchange for Johan Garpenlov, March 3, 1995), Nov. 13, 1997. Became free agent, July 1, 2000.								
Loyns, Lynn	2002-04	LW/C	26	21	3	0	3	19
Signed as free agent, Oct. 3, 2001. Traded to Calgary in exchange for a fifth round selection (152nd overall, traded to Florida on June 27, 2004) in the 2004 NHL Entry Draft and future considerations, Jan. 9, 2004.								

SHARKS ALL-TIME ALPHABETICAL ROSTER - SKATERS								
PLAYER	YEARS	POS.	NO.	GP	G	A	PTS	PIM
Lukowich, Brad	2008-09	D	37	58	0	8	8	12
Acquired from Tampa Bay along with Dan Boyle in exchange for Matt Carle, Ty Wishart, a first round selection in the 2009 NHL Entry Draft (26th overall) and a fourth round selection (118th overall) in the 2010 NHL Entry Draft on July 4, 2008. Traded to Vancouver, along with D Christian Ehrhoff, in exchange for D Daniel Rahimi and C Patrick White, Aug. 28, 2009.								
- M -								
MacDonald, Jacob	2023-24	D	9	59	8	7	15	35
Acquired from Colorado along with Martin Kaut in exchange for Matt Nieto and Ryan Merkley, Jan. 25, 2023. Became a free agent, July 1, 2024.								
MacLean, John	1997-98	RW	15	51	13	19	32	28
Acquired from New Jersey along with Ken Sutton in exchange for Doug Bodger and Dody Wood, Dec. 7, 1997. Became free agent, July 1, 1998.								
MacLeod, Pat	1991-93	D	38	50	5	12	17	14
Acquired from Minnesota in Dispersal Draft, May 30, 1991. Became free agent, July 1, 1993.								
Makarov, Sergei	1993-95	RW	24	123	40	52	92	118
Acquired from Hartford as future considerations of June 26, 1993 trade, Aug. 6, 1993. Removed from NHL roster, Sept. 30, 1995.								
Maley, David	1992-94	LW	25	62	1	6	7	156
Claimed off waivers from Edmonton, Jan. 1, 1993. Traded to New York Islanders in exchange for future considerations, Jan. 24, 1994.								
Malhotra, Manny	2009-10	C	27	71	14	19	33	41
Signed as free agent, Sept. 23, 2009. Became free agent, July 1, 2010.								
Marchment, Bryan	1997-03	D	27	334	13	53	66	706
Acquired with David Shaw in exchange for Andrei Nazarov and Tampa Bay's option to swap first round picks in the 1998 NHL Entry Draft, March 24, 1998. Traded to Colorado in exchange for third (97th overall) and fifth round (163rd overall) selections in the 2003 NHL Entry Draft, March 8, 2003. 97th overall selection in 2003 traded to Calgary, along with a fifth round selection (143rd overall) and a sixth round selection (173rd overall) in the 2003 NHL Entry Draft in exchange for a second round selection (47th overall, Matthew Carle) in the 2003 NHL Entry Draft on June 21, 2003. 163rd overall selection in 2003 NHL Entry Draft traded back to Colorado in exchange for Scott Parker, June 21, 2003.								
Marleau, Patrick	1997-2017, 2019-21	LW/C	12/14	1,607	522	589	1,111	481
Selected in the first round (2nd overall) of the 1997 NHL Draft. Became free agent, July 1, 2017. Signed by San Jose as a free agent, Oct. 9, 2019. Traded to Pittsburgh in exchange for a third round selection (later traded to Minnesota in exchange for Ryan Donato, Oct. 5, 2020) in the 2021 NHL Draft, February 24, 2020. Signed by San Jose as a free agent, Oct. 13, 2020. Became a free agent, July 28, 2021.								
Marshall, Jason	2003-04	D	6	12	0	2	2	8
Acquired from Minnesota in exchange for a fifth-round selection (161st overall) in the 2004 NHL Entry Draft, March 3, 2004. Became free agent, July 1, 2004.								
Martin, Paul	2015-17	D	7	173	7	41	48	44
Signed by San Jose as free agent, July 1, 2015. Contract bought out, June 23, 2018.								
Mashinter, Brandon	2010-12	LW	72	13	0	0	0	17
Signed as a free agent, March 3, 2009. Traded to the NY Rangers in exchange for Tommy Grant and a sixth-round selection (179th overall, later traded to Chicago along with the 20th overall selection in exchange for the 27th selection, Nikolay Goldobin, and the 62nd selection, which was traded to Nashville in exchange for the 72nd selection, Alex Schoenborn, and the 102nd selection, Alexis Vanier) on June 28, 2014. Signed as a free agent, Sept. 11, 2017. Became a free agent, July 1, 2018.								
Matteau, Stephane	1997-02	RW/LW	32/37	345	55	64	119	241
Acquired from St. Louis in exchange for Darren Turcotte, July 25, 1997. Became free agent, July 1, 2002.								
Mayers, Jamal	2010-11	RW	10	78	3	11	14	124
Signed as free agent, Aug. 4, 2010. Became free agent, July 1, 2011.								
McCarthy, John	2009-14, 15	LW	43/17	88	3	3	6	22
Selected in the seventh round (202nd overall) of the 2006 NHL Entry Draft. Became free agent, July 1, 2014. Signed as free agent July 2, 2015. Retired, Dec. 27, 2019.								
McCauley, Alyn	2002-06	C/LW	10	174	35	48	83	62
Acquired from Toronto along with Brad Boyes and a first round selection (21st overall) in the 2003 NHL Entry Draft in exchange for Owen Nolan, March 5, 2003. 21st overall selection in 2003 later traded to Boston, along with a second round selection (66th overall) and a fourth round selection (107th overall) in the 2003 NHL Entry Draft in exchange for a first round selection (16th overall, Steve Bernier) in the 2003 NHL Entry Draft, June 21, 2003. Became a free agent, July 1, 2006.								
McDonough, Hubie	1992-93	C	27	30	6	2	8	6
Acquired from New York Islanders in exchange for cash considerations, Aug. 31, 1992. Became free agent, June 10, 1993.								
McGill, Bob	1991-92	D	25	62	3	1	4	70
Acquired from Chicago in Expansion Draft, May 30, 1991. Traded to Detroit, along with an eighth round draft selection (189th overall) in the 1992 NHL Entry Draft in exchange for Johan Garpenlov, March 10, 1992.								
McGillis, Dan	2002-03	D	3	37	3	13	16	30
Acquired from Philadelphia in exchange for Marcus Ragnarsson, Dec. 6, 2001. Traded to Boston in exchange for a second round selection (50th overall) in the 2003 NHL Entry Draft, March 11, 2003. 50th overall selection in 2003 later traded to the New York Rangers, along with a third round selection in the 2003 NHL Entry Draft (75th overall), in exchange for a second round selection (43rd overall, Joshua Hennessy) in the 2003 NHL Entry Draft, June 21, 2003.								
McGinn, Jamie	2008-12	LW	64	204	27	22	49	99
Selected in second round (36th overall) of the 2006 NHL Entry Draft. Traded to Colorado along with Mike Connolly and Michael Sgarbossa in exchange for Daniel Winnik, TJ Galiardi and a seventh round selection (207th overall, Emil Galimov) in the 2013 NHL Entry Draft, Feb. 27, 2012.								
McGinn, Tye	2014-15	LW	25	33	1	4	5	11
Acquired from Philadelphia in exchange for a third round selection (70th overall) in the 2015 NHL Draft. Claimed off of waivers by Arizona on March 2, 2015.								
McHugh, Mike	1991-92	LW	22	8	1	0	1	14
Acquired from Minnesota in Dispersal Draft, May 30, 1991. Traded to Hartford in exchange for Paul Fenton, Oct. 18, 1991.								
McLaren, Frazer	2009-13	LW	68/38	40	1	5	6	85
Selected in the seventh round (203rd overall) of the 2007 NHL Entry Draft. Claimed by Toronto via waivers, Jan. 31, 2013. Signed as a free agent, Aug. 24, 2015. Became free agent, July 1, 2016.								
McLaren, Kyle	2002-08	D	4	302	12	71	83	301
Acquired from Boston along with a fourth round selection (126th overall, Torrey Mitchell) in the 2004 NHL Entry Draft in exchange for Jeff Jillson and Jeff Hackett, Jan. 23, 2003. Hackett was previously acquired from Montreal on Jan. 23, 2003 in exchange for Niklas Sundstrom and a third round selection (95th overall) in the 2004 NHL Entry Draft. Became free agent, July 1, 2009.								

SHARKS ALL-TIME ALPHABETICAL ROSTER - SKATERS

PLAYER	YEARS	POS.	NO.	GP	G	A	PTS	PIM
McLean, Jeff	1993-94	C	43	6	1	0	1	0
Selected in 1991 Supplemental Draft (first overall). Became free agent, July 1, 1994.								
McSorley, Marty	1996-98	D	33	113	6	22	28	326
Acquired from New York Rangers in exchange for Jayson More, Brian Swanson and a fourth round selection in the 1997 NHL Entry Draft (82nd overall), Aug. 20, 1996. Became free agent, July 1, 1998.								
Megna, Jaycob	2021-23	D	24	92	3	17	20	37
Signed as free agent, July 28, 2021. Traded to Seattle in exchange for a 2023 fourth-round selection (123rd overall, Luca Cagnoni), Feb. 5, 2023.								
Meier, Timo	2016-23	RW	28	451	154	162	316	259
Selected in the first round (9th overall) of the 2015 NHL Draft. Traded to New Jersey along with Scott Harrington, Zach Emond, Santeri Hatakka, Timur Ibragimov, and a 2024 fifth-round selection (153rd overall) in exchange for a 2023 first-round selection (26th overall, Quentin Musty), 2024 second-round selection (53rd overall, later traded to Buffalo along with a 2024 first-round selection [14th overall] in exchange for a 2024 first-round selection [11th overall, Sam Dickinson]), 2024 seventh-round selection (203rd overall, later traded to Detroit along with Radim Simek for Klim Kostin), Andreas Johnsson, Fabian Zetterlund, Shakir Mukhamadullin, and Nikita Okhotiuk, Feb. 26, 2023.								
Meloche, Nicolas	2021-22	D	53	57	2	6	8	39
Acquired from Colorado in exchange for Antoine Bibeau, Sept. 27, 2019. Became free agent, July 13, 2022.								
Merkley, Nick	2021-22	RW	10	9	1	2	3	0
Acquired from New Jersey in exchange for Christian Jaros. Traded to New York Rangers for Anthony Bitetto, March 21, 2022.								
Merkley, Ryan	2021-22	D	6	39	1	5	6	8
Selected by San Jose in the first round (21st overall) of the 2018 NHL Draft. Traded to Colorado along with Matt Nieto in exchange for Jacob MacDonald and Martin Kaut, Jan. 25, 2023								
Michalek, Milan	2003-09	LW	9	317	91	123	214	184
Selected in first round (sixth overall) of the 2003 NHL Entry Draft. Traded to Ottawa, along with RW Jonathan Cheechoo and a second round selection (58th overall) in the 2010 NHL Entry draft, in exchange for LW Dany Heatley and a fifth round selection (136th overall, Isaac MacLeod) in the 2010 NHL Entry Draft, Sept. 12, 2009.								
Middleton, Jake	2019-22	D	67	59	3	9	12	82
Signed as a free agent, September 7, 2017. Traded to Minnesota in exchange for G Kaapo Kahkonen and a fifth-round selection (140th overall, Jake Furlong) in the 2022 NHL Draft, Mar. 21, 2022.								
Miller, Kevin	1994-96	RW/LW	8/12	89	28	27	55	54
Acquired from St. Louis in exchange for Todd Elik, March 23, 1995. Traded to Pittsburgh in exchange for a fifth round selection in the 1996 NHL Entry Draft (132nd overall, traded to Boston with Jeff Odgers in exchange for Al Iafrate on June 21, 1996), March 20, 1996.								
Miller, Kip	1993-94	C	20	11	2	2	4	6
Signed as free agent, Aug. 10, 1993. Became free agent, July 1, 1994.								
Mitchell, Torrey	2007-12	C	17	280	30	43	73	152
Selected in the fourth round (126th overall) of the 2004 NHL Entry Draft. Became free agent, July 1, 2012.								
Moen, Travis	2008-09	LW	24	19	3	2	5	14
Acquired from Anaheim along with Kent Huskins in exchange for Nick Bonino, Timo Pielmeier and a fourth round selection (108th overall) in the 2012 NHL Draft, March 4, 2009. Became free agent, July 1, 2009.								
Montgomery, Jim	2000-01	C	26	28	1	6	7	19
Signed as free agent, Aug. 14, 2000. Became free agent, July 1, 2001.								
Moore, Dominic	2012	C	18	23	0	6	6	6
Acquired from Tampa Bay along with a seventh-round selection (191st overall) in the 2012 NHL Draft in exchange for a second round selection (37th overall, previously acquired from Minnesota), Feb. 16, 2012. 191st selection later traded with a fourth round selection (111th overall) in 2013 to Chicago in exchange for a fourth round selection (109th overall, Christophe Lalancette) in the 2012 NHL Draft. Became free agent, July 1, 2012.								
Moore, Mike	2010-12	D	55	6	1	0	1	7
Signed as free agent, April 8, 2010. Became free agent, July 1, 2012.								
More, Jay	1991-96	D	4	287	12	38	50	545
Acquired from Montreal in Expansion Draft, May 30, 1991. Traded with Brian Swanson and a fourth round selection (82nd overall) in the 1997 NHL Entry Draft to New York Rangers for Marty McSorley, Aug. 20, 1996.								
Morris, Jon	1992-93	C	9	13	0	3	3	6
Claimed off waivers from New Jersey, March 13, 1993. Traded to Boston in exchange for future considerations, Oct. 29, 1993.								
Mueller, Mirco	2014-17	D	41	54	2	4	6	17
Selected in the first round (18th overall) of the 2013 NHL Draft. Traded to New Jersey along with a fifth-round selection (143rd overall) in the 2017 NHL Draft in exchange for a second-round selection (49th overall, Mario Ferraro) and a fourth-round selection (123rd overall, traded to NY Rangers along with sixth round selection (174th overall) in exchange for a fourth round selection (102nd overall, Scott Reedy), June 17, 2017								
Mukhamadullin, Shakir	2024-current	D	85	3	0	1	1	4
Acquired from New Jersey along with a 2023 first-round selection (26th overall, Quentin Musty), 2024 second-round selection (53rd overall, later traded to Buffalo along with a 2024 first-round selection [14th overall] in exchange for a 2024 first-round selection [11th overall, Sam Dickinson]), 2024 seventh-round selection (203rd overall, later traded to Detroit along with Radim Simek for Klim Kostin), Andreas Johnsson, Fabian Zetterlund, and Nikita Okhotiuk in exchange for Timo Meier, Scott Harrington, Zach Emond, Timur Ibragimov, and a 2024 fifth-round selection, Feb. 26, 2023. Became a free agent, July 1, 2023.								
Mullen, Brian	1991-92	LW	19	72	18	28	46	66
Acquired from New York Rangers in exchange for Tim Kerr, May 30, 1991. Traded to New York Islanders in exchange for rights to Marcus Thuresson, Aug. 24, 1992.								
Murphy, Joe	1997-99	RW	17	86	30	27	57	87
Acquired along with cash considerations from St. Louis in exchange for Todd Gill, March 24, 1998. Became free agent, July 1, 1999.								
Murray, Andrew	2011-12	LW	28	39	1	3	4	4
Signed as a free agent, July 19, 2011. Traded to Detroit along with a seventh-round selection in the 2014 NHL Draft in exchange for Brad Stuart, June 10, 2012.								
Murray, Douglas	2005-13	D	3/41	451	6	53	59	361
Selected in the eighth round (241st overall) in the 1999 NHL Entry Draft. Traded to Pittsburgh in exchange for a second-round selection (58th overall, later traded along with the 20th selection to Detroit in exchange for the 18th selection, Mirco Mueller, on June 30, 2013) in the 2013 NHL Draft and a second-round selection (46th overall, Julius Bergman) in the 2014 NHL Draft on March 25, 2013.								
Myhres, Brantt	1998-00	RW	33	43	1	1	2	213
Signed as free agent, Sept. 11, 1998. Became free agent, July 1, 2000.								

SHARKS ALL-TIME ALPHABETICAL ROSTER - SKATERS

PLAYER	YEARS	POS.	NO.	GP	G	A	PTS	PIM
- N -								
Nazarov, Andrei	1993-98	LW	62/23	169	23	28	51	490
Selected in first round (10th overall) of the 1992 NHL Entry Draft. Traded to Tampa Bay with the option to swap first round selections with San Jose in the 1998 NHL Entry Draft in exchange for Bryan Marchment and David Shaw, March 24, 1998.								
Nichol, Scott	2009-11	C	21	135	8	18	26	122
Signed as free agent, July 15, 2009. Became free agent, July 1, 2011.								
Nicholls, Bernie	1996-98	C	9	135	18	57	75	93
Signed as free agent, July 30, 1996. Retired, Nov. 22, 1998.								
Nieminen, Ville	2005-07	LW	15	52	4	5	9	24
Acquired from New York Rangers in exchange for a third-round selection (83rd overall) in the 2006 NHL Entry Draft, March 8, 2006. Traded to St. Louis along with Jay Barriball and a first-round selection (26th overall) in the 2007 NHL Entry Draft in exchange for Bill Guerin, Feb. 27, 2007.								
Nieto, Matt	2013-17, 22-23	LW	83	364	47	62	109	81
Selected in second round (47th overall) of the 2011 NHL Draft. Claimed off of waivers by Colorado, Jan. 5, 2017. Signed as free agent, Oct. 13, 2020. Traded to Colorado along with Matt Nieto in exchange for Jacob MacDonald and Martin Kaut, Jan. 25, 2023								
Noesen, Stefan	2019-21	RW	11	39	6	2	8	34
Claimed off waivers from Pittsburgh, December 19, 2019. Traded to Toronto along with Nick Foligno in exchange for a fourth round selection (121st overall, Ethan Cardwell) in the 2021 NHL Draft, Apr. 11, 2021								
Nolan, Owen	1995-03	RW	11	568	206	245	451	934
Acquired from Colorado in exchange for Sandis Ozolinsh, Oct. 26, 1995. Traded to Toronto in exchange for Alyn McCauley, Brad Boyes and a first round selection (21st overall) in the 2003 NHL Entry Draft, March 5, 2003. 21st overall selection in 2003 later traded to Boston, along with a second round selection (66th overall) and a fourth round selection (107th overall) in the 2003 NHL Entry Draft in exchange for a first round selection (16th overall, Steve Bernier) in the 2003 NHL Entry Draft, June 21, 2003.								
Norton, Jeff	1993-95, 98-00, 00-01	D	5/8	225	12	81	93	174
Acquired from New York Islanders in exchange for a third round selection (63rd overall) in the 1994 NHL Entry Draft, June 20, 1993. Traded to St. Louis along with a third-round selection (55th overall) in the 1997 NHL Entry Draft in exchange for Craig Janney, March 6, 1995. Acquired from Florida in exchange for Alex Hicks and a fifth-round selection (140th overall) in the 1999 NHL Entry Draft, Nov. 11, 1998. Became free agent, July 1, 2000. Acquired from Pittsburgh in exchange for Bobby Dollas and Johan Hedberg, March 12, 2001. Became free agent, July 1, 2001.								
Nyquist, Gustav	2019	C	14	19	6	5	11	4
Acquired from Detroit in exchange for a 2019 second round selection (60th overall, Albert Johansson) and 2020 third round selection (65th overall, Daemon Hunt), Feb. 25, 2019. Became free agent, July 1, 2019.								



Matt Nieto

SHARKS ALL-TIME ALPHABETICAL ROSTER - SKATERS

PLAYER	YEARS	POS.	NO.	GP	G	A	PTS	PIM
- O -								
O'Regan, Daniel	2016-17	C	65	22	1	4	5	2
Selected in the fifth round (138th overall) of the 2012 NHL Draft. Traded with a first round pick (29th overall, Brayden Tracey) in the 2019 NHL Draft and a fourth-round pick (122nd overall, Ethan Keppen) in the 2020 NHL Draft in exchange for Evander Kane, Feb. 27, 2018.								
Odgers, Jeff	1991-96	RW	36	334	48	34	82	1,001
Signed as free agent, Sept. 3, 1991. Traded to Boston with a fifth round selection in the 1996 NHL Entry Draft (132nd overall, previously acquired from Pittsburgh in exchange for Kevin Miller, March 20, 1996) in exchange for Al Iafrate, June 21, 1996.								
Okhotiuk, Nikita	2023-24	D	83	43	1	7	8	44
Acquired from New Jersey along with a 2023 first-round selection (26th overall, Quentin Musty), 2024 second-round selection (53rd overall, later traded to Buffalo along with a 2024 first-round selection [14th overall] in exchange for a 2024 first-round selection [11th overall, Sam Dickinson]), 2024 seventh-round selection (203rd overall, later traded to Detroit along with Radim Simek for Klim Kostin), Andreas Johnsson, Fabian Zetterlund, and Shakir Mukhamadullin in exchange for Timo Meier, Scott Harrington, Zach Emond, Santeri Hatakka, Timur Ibragimov, and a 2024 fifth-round (153rd overall), Feb. 26, 2023. Traded to Calgary in exchange for a fifth-round selection (131st overall, Colton Roberts) in the 2024 NHL Draft, Mar. 8, 2024.								
Ortmeyer, Jed	2009-10	RW	41	76	8	11	19	37
Signed as free agent, July 16, 2009. Became free agent, July 1, 2010.								
Otevre, Jaroslav	1992-94	LW	50/42	16	3	4	7	2
Selected in the seventh round (133rd overall) of the 1991 NHL Entry Draft. Became free agent, July 1, 1994.								
Ozolinsh, Sandis	1992-95, 07-08	D	24/6	212	46	86	132	122
Selected in second round (30th overall) of the 1991 NHL Entry Draft. Traded to Colorado in exchange for Owen Nolan, Oct. 26, 1995. Signed as a free agent, Nov. 2, 2007. Became free agent, July 1, 2008.								
- P -								
Parker, Scott	2003-07	RW	27	71	2	3	5	161
Acquired from Colorado in exchange for a fifth-round selection (163rd overall) in 2003 NHL Entry Draft, June 21, 2003. Traded to Colorado in exchange for a sixth-round selection (170th overall) in the 2008 NHL Entry Draft, Feb. 27, 2007. 170th selection in 2008 later traded back to Colorado, along with fourth (113th) and fifth-round (143rd) selections in the 2007 NHL Entry Draft in exchange for a third-round selection (91st, Tyson Sexsmith) in the 2007 NHL Entry Draft, June 23, 2007.								
Pasichnuk, Brinson	2021	D	50	4	0	0	0	2
Signed as free agent, June 5, 2020. Became free agent, July 13, 2022.								
Pateryn, Greg	2021	D	2	2	0	1	1	2
Acquired along with a fifth-round selection (156th overall, Max McCue) in the 2021 NHL Entry Draft, from Colorado in exchange for G Devan Dubnyk. Became a free agent, July 28, 2021.								
Pavelich, Mark	1991-92	C	16	2	0	1	1	4
Signed as free agent, Aug. 9, 1991. Released, Oct. 8, 1991.								
Pavelski, Joe	2006-19	C	8/53	963	355	406	761	371
Selected in the seventh round (205th overall) of the 2003 NHL Draft. Became free agent, July 1, 2019.								
Pederson, Lane	2021-22	C	18	29	0	2	2	10
Acquired from Arizona in exchange for a fourth-round selection in the 2024 NHL Draft (98th overall), July 28, 2021. Traded to Carolina along with Brent Burns in exchange for Steven Lorentz, Eetu Makiniemi, and a third-round selection (71st overall, Brandon Svoboda) in the 2023 NHL Draft, July 13, 2022.								
Pederson, Mark	1992-93	LW	18	27	7	3	10	22
Acquired from Philadelphia in exchange for Dave Snuggerud, Dec. 19, 1992. Released, Aug. 10, 1993.								
Pederson, Tom	1991-96	D	41	225	19	47	66	133
Acquired from Minnesota in Dispersal Draft, May 30, 1991. Became free agent, July 1, 1996.								
Pelech, Matt	2012-14	RW	42	8	1	0	1	29
Signed as free agent, July 6, 2011. Became free agent, July 1, 2014.								
Peltonen, Ville	1995-97	LW	37	59	4	14	18	14
Selected in third round (58th overall) of 1993 NHL Entry Draft. Traded to Nashville in exchange for a fifth round selection in the 1998 NHL Entry Draft (116th overall), June 26, 1998. 116th overall selection in 1998 later traded to Phoenix for a fifth round selection (145th overall) in the 1999 NHL Entry Draft, June 27, 1998. 145th overall selection in 1999 later traded to Montreal on March 23, 1999 as part of Vincent Damphousse deal.								
Peterson, Jacob	2023	C	24	17	2	6	8	6
Acquired from Dallas in exchange for Scott Reedy, March 3, 2023. Became a free agent, July 1, 2024.								
Petrecki, Nick	2012-13	D	54	1	0	0	0	0
Selected in the first round (28th overall) of the 2007 NHL Entry Draft. Became free agent, July 1, 2014.								
Picard, Michel	1992-93	LW	44	25	4	0	4	24
Acquired from Hartford in exchange for future considerations, Oct. 9, 1992. Became free agent, July 1, 1993.								
Plihal, Tomáš	2006-09	LW	39	89	7	9	16	26
Selected in the fifth round (140th overall) of the 2001 NHL Entry Draft. Became free agent, July 1, 2009.								
Polak, Roman	2016	D	46	24	0	3	3	16
Acquired from Toronto, along with Nick Spaling, in exchange for Raffi Torres and a second-round draft selection (50th overall) in the 2017 NHL Draft as well as a second-round draft selection (52nd overall) in the 2018 NHL Draft, Feb. 22, 2016. Became free agent, July 1, 2016.								
Potomski, Barry	1997-98	LW	24	9	0	1	1	30
Signed as free agent, Aug. 15, 1997. Became free agent, July 1, 1998.								
Pouliot, Derrick	2023	D	55	8	0	2	2	6
Signed as free agent, Mar. 2, 2023. Became free agent, July 1, 2023.								
Preissing, Tom	2003-06	D	42	143	13	49	62	38
Signed as free agent, April 4, 2003. Traded to Chicago along with Josh Hennessy in exchange for Mark Bell, July 10, 2006.								
Presley, Wayne	1991-92	RW	7	47	8	14	22	76
Acquired from Chicago in exchange for third round selection (54th overall) in the 1993 NHL Entry Draft, Sept. 20, 1991. Traded to Buffalo in exchange for Dave Snuggerud, March 9, 1992.								
Primeau, Wayne	2002-06	C	15	100	15	24	39	107
Acquired from Pittsburgh in exchange for Matt Bradley, March 11, 2003. Traded to Boston along with Brad Stuart and Marco Sturm in exchange for Joe Thornton, Nov. 30, 2005.								

SHARKS ALL-TIME ALPHABETICAL ROSTER - SKATERS

PLAYER	YEARS	POS.	NO.	GP	G	A	PTS	PIM
Prout, Dalton	2019 Signed as free agent, July 2, 2019. Became free agent, Oct. 9, 2020.	D	5	2	0	0	0	7
- Q -								
Quintin, J.F.	1991-93 Acquired from Minnesota in Dispersal Draft, May 30, 1991. Became free agent, June 10, 1993.	LW	28	22	5	5	10	4
- R -								
Racine, Yves	1995-96 Claimed off waivers from Montreal, Jan. 23, 1996. Traded to Calgary in exchange for future considerations, Dec. 18, 1996.	D	34/47	32	1	16	17	28
Radil, Lukas	2018-19 Signed as free agent, April 4, 2018. Became free agent, Oct. 9, 2020.	C	52	50	7	4	11	14
Ragnarsson, Marcus	1995-03 Selected in the fifth round (99th overall) of the 1992 NHL Entry Draft. Traded to Philadelphia in exchange for Dan McGillis, Dec. 6, 2003.	D	10/33	519	28	125	153	392
Raska, Adam	2023 Selected in the seventh round (201st overall) of the 2020 NHL Draft. Traded to Minnesota along with a 2026 fifth-round selection in exchange for D Calen Addison, Nov. 8, 2023	RW	57	8	0	0	0	7
Rathje, Mike	1993-04 Selected in the first round (3rd overall) of the 1992 NHL Entry Draft. Became free agent, Aug. 1, 2005.	D	2/40	671	27	128	155	439
Reedy, Scott	2021-22 Selected in the fourth round (102nd overall) of the 2017 NHL Draft. Traded to Dallas in exchange for Jacob Peterson, March 3, 2023.	C	54	35	7	2	9	10
Ricci, Mike	1997-04 Acquired from Colorado, along with a second round selection (50th overall) in the 1998 NHL Entry Draft in exchange for Shean Donovan and a first round selection (12th overall) in the 1998 NHL Entry Draft, Nov. 21, 1997. 50th overall selection in 1998 later traded to Buffalo, along with Kay Whitmore in exchange for Steve Shields and a fourth round selection (104th overall, Miroslav Zalesak), June 18, 1998. Became free agent, July 1, 2004.	C	18	529	101	162	263	355
Rissmiller, Patrick	2003-08 Signed as free agent, June 30, 2003. Became free agent, July 1, 2008.	C	34	180	18	27	45	60
Rivet, Craig	2006-08 Acquired from Montreal along with a fifth-round selection (146th overall, Julien Demers) in the 2008 NHL Entry Draft in exchange for Josh Gorges and the Sharks first round selection (22nd overall) in the 2007 NHL Entry Draft, Feb. 25, 2007. Traded to Buffalo along with a seventh-round selection (208th overall) in the 2010 NHL Entry Draft in exchange for second-round selections in the 2009 (43rd overall, William Wrenn) and 2010 (53rd overall, later traded to Carolina for Niclas Wallin, Feb. 7, 2010) NHL Entry Drafts, July 4, 2008.	D	52	91	6	37	43	116
Robins, Tristen	2023-current Selected in the second round (56th overall) of the 2020 NHL Draft.	C	52	3	0	0	0	0
Roenick, Jeremy	2007-09 Signed as free agent, Sept. 4, 2007. Retired, Aug. 6, 2009.	C	27	111	18	28	46	50
Rouse, Bob	1998-00 Signed as free agent, July 13, 1998. Contract bought out, Jan. 5, 2000.	D	3	96	0	12	12	63
Rutta, Jan	2023-current Acquired from Pittsburgh along with F Mikael Granlund, F Mike Hoffman and a 2024 first-round selection (14th overall, later traded to Buffalo along with a 2024 second-round selection [53rd overall] for a 2024 first-round selection [11th overall, Sam Dickinson]) in exchange for Erik Karlsson, Dillon Hamaliuk, and San Jose's 2026 third-round selection, Aug. 6, 2023.	D	84	69	5	14	19	38
Ryan, Joakim	2017-19 Selected in the seventh round (198th overall) of the 2012 NHL Draft. Became free agent, July 1, 2019.	D	47	106	3	16	19	23
- S -								
Sabourin, Scott	2024-current Signed as free agent, July 1, 2023.	F	49	1	0	0	0	0
Samuelsson, Mikael	2000-01 Selected in the fifth round (145th overall) of the 1998 NHL Entry Draft. Traded to N.Y. Rangers with Christian Gosselin and a seventh-round selection (226th) in the 2002 NHL Entry Draft in exchange for Adam Graves, Rich Pilon and future considerations, June 24, 2001.	RW	28	4	0	0	0	0
Schlemko, David	2016-17 Signed as free agent, July 1, 2016. Selected by Vegas in 2017 Expansion Draft, June 21, 2017.	D	5	62	2	16	18	14
Scott, John	2014-15 Signed as free agent, July 2, 2014. Became free agent, July 1, 2015.	LW	20	38	3	1	4	87
Scremin, Claudio	1991-93 Signed as free agent, Sept. 3, 1991. Became free agent, July 1, 1993.	D	45	17	0	1	1	29
Selanne, Teemu	2000-03 Acquired from Anaheim in exchange for Jeff Friesen, Steve Shields and a second-round selection (36th overall) in the 2003 NHL Entry Draft, March 5, 2001. Became free agent, July 1, 2003.	RW/LW	8	176	64	67	131	70
Semenov, Alexei	2007-09 Signed as free agent, July 27, 2007. Became free agent, July 1, 2009.	D/F	21	69	2	10	12	93
Setoguchi, Devin	2007-11 Selected in the first round (8th overall) of the 2005 NHL Entry Draft. Traded to Minnesota along with Charlie Coyle and a first-round selection (28th overall) in the 2011 NHL Entry Draft in exchange for Brent Burns and a second-round selection (37th overall) in the 2012 NHL Entry Draft, June 24, 2011. 37th selection in 2012 later traded to Tampa Bay in exchange for Dominic Moore and a seventh-round selection (191st overall, later traded to Chicago) in the 2012 NHL Draft, Feb. 16, 2012.	RW	16	267	84	75	159	89
Shelley, Jody	2007-10 Acquired from Columbus in exchange for a sixth-round selection (177th overall) in the 2009 NHL Entry Draft. Traded to the New York Rangers in exchange for a sixth-round selection (166th overall, Daniil Sobchenko) in the 2011 NHL Entry Draft, Feb. 12, 2010.	LW	45	137	3	11	14	285
Sheppard, James	2012-15 Acquired from Minnesota in exchange for a third-round selection (81st overall) in the 2013 NHL Draft. Traded to New York Rangers in exchange for a fourth-round selection (111th overall, Noah Gregor) in the 2016 NHL Draft, March 1, 2015.	C/LW	15	156	10	30	40	75

SHARKS ALL-TIME ALPHABETICAL ROSTER - SKATERS

PLAYER	YEARS	POS.	NO.	GP	G	A	PTS	PIM
Sheppard, Ray	1995-96	RW	26	51	27	19	46	10
Acquired from Detroit in exchange for Igor Larionov, Oct. 24, 1995. Traded to Florida along with a fourth-round selection (82nd overall) in the 1996 NHL Entry Draft in exchange for a second-round selection (46th overall) and a fourth-round selection (102nd overall, Matt Bradley) in the 1996 NHL Entry Draft, March 16, 1996. The 46th overall selection in 1996 was later traded to Chicago, along with an additional second-round selection (31st overall, previously acquired from Winnipeg in a March 18, 1996 trade) in exchange for a first-round selection in the 1996 NHL Entry Draft (21st overall, Marco Sturm), June 22, 1996.								
Simek, Radim	2018-24	D	51	209	7	22	29	74
Signed as a free agent, May 23, 2017. Traded to Detroit along with a seventh-round selection in the 2024 NHL Draft (203rd overall) in exchange for Klim Kostin, Mar. 8, 2024.								
Skalde, Jarrod	1997-99	C	8	39	5	7	12	18
Signed as free agent, Aug. 13, 1997. Claimed off waivers by Chicago, Jan. 8, 1998. Claimed off waivers from Chicago, Jan. 22, 1998. Claimed off waivers by Dallas, Jan. 17, 1998. Claimed off waivers from Chicago, March 6, 1998. Became free agent, July 1, 2000.								
Skriko, Petri	1992-93	C	26	17	4	3	7	6
Signed as free agent, Aug. 27, 1992. Placed on waivers for purposes of unconditional release, Nov. 30, 1992.								
Smith, Ben	2015	RW	21	25	2	3	5	0
Acquired from Chicago along with a seventh-round selection (212th overall, Ivan Chekhovich) in the 2017 NHL Draft in exchange for Andrew Desjardins, March 2, 2015. Traded to Toronto along with Alex Stalock and a third-round selection (83rd overall) in the 2018 NHL Draft in exchange for James Reimer and Jeremy Morin.								
Smith, Givani	2023-current	RW	54	36	1	3	4	40
Signed as free agent, July 1, 2023.								
Smith, Mark	2000-07	C	16	323	22	44	66	398
Selected in the ninth round (219th overall) in the 1997 NHL Entry Draft. Became a free agent, July 1, 2007.								
Snuggerud, Dave	1991-93	LW	18	36	4	6	10	18
Acquired from Buffalo in exchange for Wayne Presley, March 9, 1992. Traded to Philadelphia in exchange for Mark Pederson, Dec. 19, 1992.								
Sorensen, Marcus	2016-21	RW	20	226	31	33	64	74
Signed as free agent, May 13, 2016. Became a free agent July 28, 2021.								
Spaling, Nick	2016	C	16	23	2	4	6	6
Acquired from Toronto along with Roman Polak, in exchange for Raffi Torres and a second-round selection (50th overall) in the 2017 NHL Draft as well as a second-round selection (52nd overall) in the 2018 NHL Draft, Feb. 22, 2016. Became free agent, July 1, 2016.								
Staubitz, Brad	2008-10	RW	59	82	4	5	9	186
Signed as free agent, Sept. 19, 2005. Traded to Minnesota in exchange for a fifth-round selection (129th overall, Freddie Hamilton) in the 2010 NHL Entry Draft, June 21, 2010.								
Stern, Ron	1998-00	RW	22	145	11	14	25	309
Signed as free agent, Aug. 25, 1998. Retired, Sept. 22, 2000.								
Stevenson, Grant	2005-06	RW	37/55	47	10	12	22	14
Signed as free agent, April 18, 2003. Became free agent, July 1, 2007.								
Stollery, Karl	2015	D	3	5	0	0	0	4
Acquired from Colorado in exchange for Freddie Hamilton, March 2, 2015. Became free agent, July 1, 2016.								
Stuart, Brad	1999-06, 12-14	D	7	486	39	131	170	281
Selected by in the first round (third overall) of the 1998 NHL Entry Draft. Traded to Boston along with Wayne Primeau and Marco Sturm in exchange for Joe Thornton, Nov. 30, 2005. Acquired by San Jose from Detroit in exchange for Andrew Murray and a seventh-round selection (202nd overall) in the 2014 NHL Draft, June 10, 2012. Traded to Colorado in exchange for a second-round draft selection (40th overall, later traded to Colorado along with a second-round selection [39th overall] in the 2015 NHL Draft and a sixth-round selection (156th overall) in the 2017 NHL Draft in exchange for a second-round selection [31st overall, Jeremy Roy] in the 2016 NHL Draft and sixth-round draft selection (156th overall, later traded to Colorado in Jeremy Roy deal) in the 2017 NHL Draft, July 1, 2014.								



Givani Smith

SHARKS ALL-TIME ALPHABETICAL ROSTER - SKATERS

PLAYER	YEARS	POS.	NO.	GP	G	A	PTS	PIM
Studnicka, Jack	2023-24	C	16	17	0	0	0	6
	Acquired from Vancouver in exchange for D Nick Cicek and a sixth-round selection (162nd overall) in the 2024 NHL Draft, Dec. 15, 2023. Became a free agent, July 1, 2024.							
Sturm, Marco	1997-05	LW/C	19	553	128	145	273	242
	Selected in the first round (21st overall) of the 1996 NHL Entry Draft. Traded to Boston along with Wayne Primeau and Brad Stuart in exchange for Joe Thornton, Nov. 30, 2005.							
Sturm, Nico	2022-current	C	7	137	19	20	39	35
	Signed as free agent, July 13, 2022.							
Suess, C.J.	2022	LW	53	1	0	0	0	2
	Signed as free agent, July 14, 2022. Became free agent, July 1, 2023.							
Sullivan, Mike	1991-93	C	47	171	16	21	37	49
	Signed as free agent, Aug. 9, 1991. Claimed off waivers by Calgary, Jan. 6, 1994.							
Sundstrom, Niklas	1999-03	RW	24	281	33	104	137	122
	Acquired from Tampa Bay along with a third-round selection (74th overall) in the 2000 NHL Entry Draft, in exchange for Andrei Zyuzin, Bill Houlder, Steve Guolla and Shawn Burr, Aug. 4, 1999. 74th overall selection in 2000 was later traded to Chicago, along with an additional second-round selection in 2000 (49th overall) in exchange for a second-round selection in 2000 (41st overall, Tero Maatta), June 24, 2000. Traded to Montreal along with a third-round selection (95th overall) in the 2004 NHL Entry Draft in exchange for Jeff Hackett, Jan. 23, 2003. Hackett immediately traded to Boston along with Jeff Jillson in exchange for Kyle McLaren and a fourth-round selection (126th overall, Torrey Mitchell) in the 2004 NHL Entry Draft.							
Suomela, Antti	2018-21	C	40/14	51	4	11	15	8
	Signed as free agent, June 6, 2018. Traded to Toronto exchange for Alexander Barabanov, April 12, 2021.							
Suter, Gary	1998-02	D	20	227	22	79	101	193
	Acquired rights from Chicago on June 27, 1998 in exchange for a ninth-round selection (240th overall) in the 1998 NHL Entry Draft. Signed as free agent, July 1, 1998. Retired, Sept 10, 2002.							
Sutter, Ron	1996-00	C	12	272	15	26	41	161
	Signed as free agent, Oct. 12, 1996. Became free agent, July 1, 2000.							
Sutton, Andy	1998-00	D	42	71	1	4	5	145
	Signed as free agent, March 20, 1998. Traded to Minnesota along with a seventh-round selection (214th overall) in the 2000 NHL Entry Draft and a third-round selection (85th overall) in the 2001 NHL Entry Draft in exchange for an eighth-round selection in the 2001 NHL Entry Draft (233rd overall, traded to Calgary in exchange for Bill Lindsay on March 6, 2001) and future considerations (protection of Evgeni Nabokov in the 2000 NHL Expansion Draft), June 12, 2000.							
Sutton, Ken	1997-98	D	5	8	0	0	0	15
	Acquired with John MacLean from New Jersey in exchange for Doug Bodger and Dody Wood, Dec. 7, 1997. Traded to New Jersey in exchange for a fifth-round selection (155th overall, Niko Dimitrakos) in the 1999 NHL Entry Draft, Aug. 26, 1998.							
Svechnikov, Evgeny	2022-23	LW	10	59	8	6	14	26
	Signed as free agent, Sept. 6, 2022. Became free agent, July 1, 2023.							
Sykora, Michal	1993-97	D	38	152	7	29	36	137
	Selected in the sixth round (123rd overall) of the 1992 NHL Entry Draft. Traded to Chicago with Ulf Dahlen and Chris Terreri in exchange for Ed Belfour, Jan. 25, 1997.							

- T -

Tancill, Chris	1994-97	RW/LW	18	96	14	27	41	38
	Signed as free agent, Aug. 31, 1994. Became free agent, July 1, 1997.							
Tarasov, Daniil	2015	RW	71	5	0	1	1	0
	Signed as free agent, April 2, 2013. Became free agent, July 1, 2018.							
Tennyson, Matt	2012-16	D	80	60	3	11	14	18
	Signed by as free agent, March 29, 2012. Became free agent, July 1, 2016.							
Thompson, Jack	2024-current	D	26	2	0	0	0	0
	Acquired from Tampa Bay along with a third-round selection in the 2024 NHL Draft in exchange for Anthony Duclair and a 2025 seventh-round selection, March 7, 2024.							
Thornton, Joe	2005-20	C	19	1,104	251	804	1,055	631
	Acquired from Boston in exchange for Wayne Primeau, Brad Stuart and Marco Sturm, Nov. 30, 2005. Became free agent, Oct. 9, 2020.							
Thornton, Scott	2000-06	LW	17	342	77	70	147	439
	Signed as free agent, July 1, 2000. Became a free agent, July 1, 2006.							
Thrun, Henry	2023-current	D	3	59	3	10	13	16
	Acquired from Anaheim in exchange for a 2024 third-round selection, Feb. 28, 2023.							
Tierney, Chris	2014-17	C	50	284	41	63	104	40
	Selected in the second round (55th overall) in the 2012 NHL Draft. Traded to Ottawa along with Dylan DeMelo, Rudolfs Balcers, Josh Norris, a 2019 second-round selection (44th overall), a 2020 first-round selection (3rd overall), and a 2021 second-round selection (39th overall) in exchange for Erik Karlsson and Francis Perron, Sept. 13, 2018.							
Torres, Raffi	2012-16	LW	13	16	5	6	11	11
	Acquired from Phoenix in exchange for a third-round selection (62nd overall, previously acquired from New York Rangers) in the 2013 NHL Draft, April 3, 2013. Traded to Toronto along with a second-round selection (50th overall) in the 2017 NHL Draft and a second-round selection (52nd overall) in the 2018 NHL Draft in exchange for Roman Polak and Nick Spaling, Feb. 22, 2016.							
True, Alexander	2020-21	C	70	19	0	5	5	8
	Signed as free agent, July 18, 2018. Selected by Seattle in the NHL Expansion Draft, July 21, 2021							
Turcotte, Darren	1995-97	C	8/47	74	22	26	48	20
	Acquired from Winnipeg with a second-round selection (31st overall) in the 1996 NHL Entry Draft in exchange for Craig Janney, March 18, 1996. The 31st-overall selection in 1996 was later traded to Chicago, along with an additional 1996 second-round selection (46th overall, previously acquired from Detroit on March 16, 1996) in exchange for a first-round selection (21st overall, Marco Sturm), June 22, 1996. Traded to St. Louis in exchange for Stephane Matteau, July 25, 1997.							

SHARKS ALL-TIME ALPHABETICAL ROSTER - SKATERS

PLAYER	YEARS	POS.	NO.	GP	G	A	PTS	PIM
- V -								
Vandermeer, Jim	2011-12	D	2	25	1	3	4	33
	Signed as free agent, July 1, 2011. Became free agent, July 1, 2012.							
Vesce, Ryan	2008-10	RW	53	19	3	2	5	4
	Signed as free agent, Aug. 12, 2008. Became free agent, July 1, 2010.							
Viel, Jeffrey	2021-23	LW	63	49	3	2	5	139
	Signed as free agent, May 28, 2019. Became free agent, July 1, 2023.							
Vlasic, Marc-Edouard	2006-current	D	44	1,296	83	293	376	470
	Selected in the second round (35th overall) of the 2005 NHL Draft.							
- W -								
Wallin, Niclas	2010-11	D	7	97	3	7	10	69
	Acquired from Carolina along with a fifth-round selection (127th overall, Cody Ferriero) in the 2010 NHL Entry Draft in exchange for a second-round selection (53rd overall, previously acquired from Buffalo) in the 2010 NHL Entry Draft, Feb. 7, 2010. Became free agent, July 1, 2011.							
Ward, Joel	2015-17	RW	42	209	36	48	84	78
	Signed as free agent, July 3, 2016. Became free agent, July 1, 2018.							
Weatherby, Jasper	2021-22	C	26	50	5	6	11	18
	Selected in the fourth-round (102nd overall) in the 2018 NHL Draft. Traded to Detroit in exchange for Kyle Crisculo, Jan. 18, 2023.							
Wellwood, Kyle	2010-11	C/RW	20	35	5	8	13	0
	Claimed off waivers from St. Louis, Jan. 18, 2011. Became free agent, July 1, 2011.							
White, Colin	2011-12	D	5	54	1	3	4	21
	Signed as free agent, Aug. 3, 2011. Became free agent, July 1, 2012.							
White, Ian	2010-11	D	9	23	2	8	10	8
	Acquired from Carolina in exchange for a second-round selection (47th overall) in the 2012 NHL Entry Draft, Feb. 18, 2011. Became free agent, July 1, 2011.							
Whitney, Ray	1991-97	LW/C	14/43	200	48	73	121	52
	Selected in second round (23rd overall) of the 1991 NHL Entry Draft. Contract bought out, Aug. 21, 1997.							
Widmer, Jason	1996-97	D	5	2	0	1	1	0
	Signed as free agent, Aug 26, 1996. Became free agent, July 1, 1998.							
Wilkinson, Neil	1991-93	D	5/45	119	5	22	27	203
	Acquired from Minnesota in Dispersal Draft, May 30, 1991. Traded to Chicago as future considerations in June 18, 1993 trade for Jimmy Waite, July 9, 1993.							
Williams, David	1991-93	D	3/41	96	4	36	40	89
	Signed as free agent, Aug. 9, 1991. Selected by Anaheim in Expansion Draft, June 24, 1993.							
Wilson, Doug	1991-93	D	24	86	12	36	48	66
	Acquired from Chicago in exchange for Kerry Toporowski and a second-round selection (27th overall) in the 1992 NHL Entry Draft, Sept. 6, 1991. Retired, Sept. 10, 1993.							
Winchester, Brad	2011-12	LW	10	67	6	4	10	88
	Signed as free agent, Oct. 3, 2011. Became free agent, July 1, 2012.							



Marc-Edouard Vlasic

SHARKS ALL-TIME ALPHABETICAL ROSTER - SKATERS								
PLAYER	YEARS	POS.	NO.	GP	G	A	PTS	PIM
Wingels, Tommy	2010-17	C/RW	57	337	51	71	122	197
	Selected in the sixth round (177th overall) of the 2008 NHL Draft. Traded to Ottawa in exchange for Zack Stortini, Buddy Robinson and a seventh-round selection (214th overall, later traded along with a seventh-round selection [205th overall] in the 2017 NHL Draft to New Jersey in exchange for a sixth-round selection [185th overall, Sasha Chmelevski] in the 2017 NHL Draft) in the 2017 NHL Draft, Jan. 24, 2017.							
Winnik, Daniel	2012	LW	34	21	3	2	5	10
	Acquired along with TJ Galiardi and a seventh-round selection (207th overall, Emil Galimov) in the 2013 NHL Entry Draft in exchange for Jamie McGinn, Mike Connolly and Michael Sgarbossa, Feb. 27, 2012. Became free agent, July 1, 2012.							
Wiseman, Chad	2002-03	LW	49	4	0	0	0	4
	Selected in the eighth round (246th overall) of the 2000 NHL Entry Draft. Traded to New York Rangers in exchange for Nils Ekman, Aug. 12, 2003.							
Wood, Dody	1992-98	LW/C	16/45	106	8	10	18	471
	Selected in the third round (45th overall) of the 1991 NHL Entry Draft. Traded to New Jersey along with Doug Bodger in exchange for John MacLean and Ken Sutton, Dec. 7, 1997.							
- Y -								
Yegorov, Alexei	1995-99	C	48	11	3	3	6	2
	Selected in the third round (66th overall) of the 1994 NHL Entry Draft. Selected by Atlanta in the 1999 Expansion Draft.							
Yurtaykin, Danil	2019	LW	75	4	0	0	0	0
	Signed as free agent, April 25, 2019. Became free agent, Oct. 9, 2020.							
- Z -								
Filip Zadina	2023-24	RW	18	72	13	10	23	18
	Signed as a free agent, July 10, 2023. Became a free agent, July 1, 2024.							
Zalesak, Miroslav	2002-04	RW	32/46	12	1	2	3	0
	Selected in the fourth round (104th overall) of the 1998 NHL Entry Draft. Became free agent, Aug. 1, 2005.							
Zalewski, Steven	2009-11	C	48	3	0	0	0	0
	Selected in the fifth round (153rd overall) of the 2004 NHL Entry Draft. Traded to New Jersey along with Jay Leach in exchange for Patrick Davis and Mike Swift, Feb. 9, 2011.							
Zetterlund, Fabian	2023-current	LW	20	104	24	23	47	41
	Acquired from New Jersey along with a 2023 first-round selection (26th overall, Quentin Musty), 2024 second-round selection (53rd overall, later traded to Buffalo along with a 2024 first-round selection [14th overall] in exchange for a 2024 first-round selection [11th overall, Sam Dickinson]), 2024 seventh-round selection (203rd overall, later traded to Detroit along with Radim Simek for Klim Kostin), Andreas Johnsson, Shakir Mukhamadullin, and Nikita Okhotiuk in exchange for Timo Meier, Scott Harrington, Zach Emond, Timur Ibragimov, and a 2024 fifth-round selection, Feb. 26, 2023.							
Zettler, Rob	1991-94	D	2	196	1	18	19	314
	Acquired from Minnesota in Dispersal Draft, May 30, 1991. Traded to Philadelphia in exchange for Vyacheslav Butsayev, Feb. 1, 1994.							
Zmolek, Doug	1992-94	D	19	152	5	14	19	351
	Acquired from Minnesota in Dispersal Draft, May 30, 1991. Traded to Dallas along with Mike Lalor in exchange for Ulf Dahlen, March 19, 1994.							
Zubrus, Dainius	2015-16	C	9	50	3	4	7	20
	Signed as free agent, Nov. 24, 2015. Became free agent, July 1, 2016.							
Zyuzin, Andrei	1997-99	D	4/20	81	9	8	17	104
	Selected in the first round (second overall) of the 1996 NHL Entry Draft. Traded to Tampa Bay along with Shawn Burr, Bill Houlder and Stephen Guolla in exchange for Niklas Sundstrom and a third-round selection (74th overall) in the 2000 NHL Entry Draft, Aug. 4, 1999. The 74th overall selection later traded to Chicago, along with an additional second-round selection in 2000 (49th overall), in exchange for a second-round selection in 2000 (41st overall, Tero Maatta), June 24, 2000.							

SHARKS ALL-TIME ALPHABETICAL ROSTER - GOALTENDERS

PLAYER	YEARS	NO.	GP	MINS	GA	W-L-O/T	SO	GAA
Belfour, Ed	1996-97	20/30	13	757	43	3-9-0	1	3.41
	Acquired from Chicago in exchange for Ulf Dahlen, Michal Sykora and Chris Terreri, Jan. 25, 1997. Became free agent, July 1, 1997.							
Blackwood, Mackenzie	2023-current	29	44	2437	140	10-25-4	2	3.45
	Acquired from New Jersey in exchange for a 2023 sixth-round selection (164th overall), June 27, 2023.							
Boucher, Brian	2008-09	33	27	1,529	54	15-7-4	3	2.12
	Signed as free agent, Feb. 26, 2008. Became free agent, July 1, 2009.							
Chrona, Magnus	2023-current	30	9	471	37	1-6-1	0	4.71
	Acquired from Tampa Bay in exchange for Fredrik Claesson, Apr. 12, 2021. Traded to Nashville along with David Edstrom and a first-round selection (originally Vegas's; Top-10 protected) in the 2025 NHL Draft in exchange for Yaroslav Askarov and a third-round selection (originally Colorado's) in the 2025 NHL Draft.							
Cooley, Devin	2024	1	6	301	25	2-3-1	0	4.98
	Acquired from Buffalo in exchange for a seventh-round selection in the 2025 NHL Draft, March 8, 2024. Became a free agent, July 1, 2024.							
Dell, Aaron	2016-20, 22-23	30	111	5,989	275	48-37-12	5	2.75
	Signed as a free agent, March 4, 2015. Became free agent, Oct. 9, 2020. Signed by San Jose as free agent, July 14, 2022. Became free agent, July 1, 2023.							
Dubnyk, Devan	2021	40	17	888	47	3-9-2	1	3.18
	Acquired from Minnesota along with a seventh-round selection (217th overall, Reese Laubach) in the 2022 NHL Entry Draft in exchange for a fifth-round selection (140th overall, later re-acquired by San Jose, Jake Furlong) in the 2022 NHL Entry Draft. Traded to Colorado for Greg Pateryn and a fifth-round selection (156th overall, Max McCue) in the 2021 NHL Entry Draft.							
Flaherty, Wade	1991-97	31/35	53	2,586	185	10-26-2	1	4.29
	Signed as free agent, Sept. 3, 1991. Became free agent, July 1, 1997.							
Gauthier, Sean	1998-99	30	1	3	0	0-0-0	0	0.00
	Signed as a free agent, July 22, 1998. Became free agent, July 1, 1999.							
Greiss, Thomas	2007-13	1	44	2,262	95	17-16-3	1	2.52
	Selected in the third round (94th overall) of the 2004 NHL Entry Draft. Became free agent, July 5, 2013.							
Grosenick, Troy	2014-15	34	2	118	3	1-1-0	1	1.52
	Signed as free agent, April 8, 2013. Traded to Nashville along with Brandon Bollig in exchange for a sixth-round pick (182nd overall, John Leonard) in the 2018 NHL Draft, Feb. 25, 2018.							
Hackett, Jeff	1991-93	30	78	4,314	324	13-57-2	0	4.51
	Acquired from New York Islanders in Expansion Draft, May 30, 1991. Traded to Chicago in exchange for a third-round selection (66th overall, Alexei Yegorov) in the 1994 NHL Entry Draft, July 13, 1993.							
Hayward, Brian	1991-93	1	25	1,235	111	3-18-1	0	5.39
	Acquired from Minnesota in Dispersal Draft, May 30, 1991. Became free agent, June 10, 1993.							
Hill, Adin	2021-22	33	25	1,376	61	10-11-1	2	2.66
	Acquired from Arizona along with a seventh-round selection (195th overall, Eli Barnett) in the 2022 NHL Draft in exchange for G Josef Korenar and a second-round selection in the 2022 NHL Draft (43rd overall), July 17, 2021. Traded to Vegas in exchange for a 2024 fourth-round selection (116th overall, Christian Kirsch), Aug. 29, 2022.							
Hrudey, Kelly	1996-98	32	76	3,991	202	20-40-7	1	3.04
	Signed as free agent, July 18, 1996. Retired, July 30, 1998.							
Irbe, Arturs	1991-96	32	183	10,285	595	57-91-26	8	3.47
	Acquired from Minnesota in Dispersal Draft, May 30, 1991. Became free agent, July 1, 1996.							
Jones, Martin	2015-21	31	327	18,827	836	170-121-27	18	2.66
	Acquired from Boston in exchange for a first-round selection (29th overall) in the 2016 NHL Draft and Sean Kuraly, June 30, 2015. Contract bought out, July 27, 2021							
Kähkönen, Kaapo	2022-24	34/36	74	4324	267	17-46-11	1	3.71
	Acquired from Minnesota along with a fifth-round selection (140th overall, Jake Furlong) in the 2022 NHL Draft in exchange for D Jacob Middleton, Mar. 21, 2022. Traded to New Jersey in exchange for Vitek Vanecsek and a seventh-round selection in the 2025 NHL Draft, Mar. 8, 2024.							
Kiprusoff, Miikka	2000-04	37/34	47	2,390	113	14-21-3	3	2.84
	Selected in the fifth round (116th overall) of the 1995 NHL Entry Draft. Traded to Calgary in exchange for a second-round selection (35th overall, Marc-Edouard Vlasic) in 2005 NHL Entry Draft, Nov. 16, 2003.							
Korenar, Josef	2021	32	10	492	26	3-5-0	0	3.17
	Signed as a free agent, July 13, 2017. Traded to Arizona along with a 2022 second-round selection (43rd overall) in exchange for Adin Hill and a 2022 seventh-round selection (195th overall, Eli Barnett).							
Makiniemi, Eetu	2022	32	2	84	3	1-0-1	0	2.13
	Acquired from Carolina along with Steven Lorentz, and a third-round selection [94th overall, later traded to Carolina along with a 2023 fourth-round selection (100th overall) in exchange for a 2023 third-round selection (Brandon Svoboda, 71st overall), Jun. 29, 2023] in the 2023 NHL Draft in exchange for Brent Burns and Lane Pederson, July 13, 2022. Became a free agent, July 1, 2024.							
Melnichuk, Alexei	2021	1	3	130	11	0-1-1	0	5.05
	Signed as free agent, May 4, 2020. Traded to Tampa Bay in exchange for F Antoine Morand, Mar. 21, 2022							
Muzzatti, Jason	1997-98	30	1	27	2	0-0-0	0	4.49
	Acquired from New York Rangers in exchange for Richard Brennan, March 24, 1998. Became free agent, July 1, 1998.							
Myllys, Jarmo	1991-92	35	27	1,374	115	3-18-1	0	5.02
	Acquired from Minnesota in Dispersal Draft, May 30, 1991. Traded to Toronto in exchange for future considerations, June 15, 1992.							
Nabokov, Egeni	2000-10	20/35	563	32,491	1,294	293-178-66	50	2.39
	Selected in the ninth round (215th overall) of the 1994 NHL Entry Draft. Became free agent, July 1, 2010. Acquired from Tampa Bay in exchange for future considerations, Feb. 9, 2015. Retired, Feb. 11, 2015.							
Niemi, Antti	2010-15	31	296	17,369	696	163-92-35	25	2.40
	Signed as free agent, Sept. 2, 2010. Traded to Dallas in exchange for a seventh-round selection (193rd overall, Jake Kupsky) in the 2015 NHL Draft, June 27, 2015.							
Niittymäki, Antero	2010-11	30	24	1,414	64	12-7-3	0	2.71
	Signed as free agent, July 1, 2010. Became free agent, July 1, 2012.							
Patzold, Dmitri	2007-08	30	3	44	4	0-0-0	0	5.51
	Selected in the fourth round (107th overall) of the 2001 NHL Entry Draft. Became free agent, July 1, 2008.							
Reimer, James	2016, 21-23	34/47	99	5,692	289	37-40-18	7	3.05
	Acquired from Toronto along with Jeremy Morin in exchange for Ben Smith, Alex Stalock and a third-round selection (83rd overall) in the 2018 NHL Draft, Feb. 27, 2016. Became free agent, July 1, 2016. Signed as a free agent, July 28, 2021. Became a free agent, July 1, 2023.							

SHARKS ALL-TIME ALPHABETICAL ROSTER - GOALTENDERS

PLAYER	YEARS	NO.	GP	MINS	GA	W-L-O/T	SO	GAA
Romanov, Georgi	2024-current Signed as a free agent, May 3, 2023.	31	2	59	1	0-0-0	0	1.01
Sarjeant, Geoff	1995-96 Signed as free agent, Sept. 7, 1995. Became free agent, July 1, 1996.	29	4	171	14	0-2-1	0	4.92
Sawchenko, Zach	2022 Signed as free agent, Apr. 12, 2021. Became free agent, July 13, 2022.	36	7	269	15	1-2-1	0	3.35
Schaefer, Nolan	2005-06 Selected in the fifth round (166th overall) of the 2000 NHL Entry Draft. Traded to Pittsburgh in exchange for a seventh-round selection (201st overall, Justin Braun) in the 2007 NHL Entry Draft, Feb. 27, 2007.	31	7	352	11	5-1-0	1	1.87
Shields, Steve	1998-01 Acquired from Buffalo, along with a fourth round selection (104th overall, Miroslav Zalesak) in the 1998 NHL Entry Draft in exchange for Kay Whitmore, a second round selection (50th overall, previously acquired from Colorado, Nov. 20, 1997) and a fifth round selection (150th overall) in the 2000 NHL Entry Draft, June 18, 1998. Traded to Anaheim, along with Jeff Friesen and a second round (36th overall) selection in the 2003 NHL Entry Draft in exchange for Teemu Selanne, March 5, 2001.	31	125	7,094	289	48-49-21	10	2.44
Stalock, Alex	2010-15, 22 Selected in the fourth round (112th overall) of the 2005 NHL Entry Draft. Traded to Toronto along with Ben Smith and a third-round selection (83rd overall) in the 2018 NHL Draft in exchange for James Reimer and Jeremy Morin, Feb. 27, 2016. Acquired from Edmonton in exchange for future considerations, Mar. 1, 2022. Became a free agent July 13, 2022	32	63	3,280	134	24-20-7	4	2.45
Terreri, Chris	1995-97 Acquired from New Jersey in exchange for a second-round selection (28th overall) in the 1996 NHL Entry Draft, Nov. 15, 1995. Traded to Chicago along with Ulf Dahlen and Michal Sykora in exchange for Ed Belfour, Jan. 25, 1997.	30	68	3,716	210	19-39-4	0	3.39
Toskala, Vesa	2001-07 Selected in the fourth round (90th overall) of the 1995 NHL Entry Draft. Traded to Toronto along with Mark Bell in exchange for a first-round selection (13th overall, traded to St. Louis on June 22, 2007) in the 2007 NHL Entry Draft, a second-round selection (44th overall, traded to St. Louis on June 22, 2007) and a fourth-round selection (98th overall, later traded to Nashville on June 21, 2008) in the 2009 NHL Entry Draft, June 22, 2007.	35/29	115	6,269	245	65-28-10	8	2.35
Vernon, Mike	1997-99 Acquired from Detroit in exchange for a second-round selection (41st overall) in the 1998 NHL Entry Draft and a second-round selection (47th overall) in the 1999 NHL Entry Draft, Aug. 18, 1997. Traded to Florida along with a third-round selection (82nd overall) in the 2000 NHL Entry Draft in exchange for Radek Dvorak. Dvorak immediately traded to New York Rangers in exchange for Todd Harvey and a fourth-round selection (107th overall, Dimitri Patzold) in the 2001 NHL Entry Draft, Dec. 30, 1999.	29	126	7,168	285	52-49-19	9	2.39
Waite, Jimmy	1993-95 Acquired from Chicago in exchange for future considerations (Neil Wilkinson on July 9, 1993), June 18, 1993. Traded to Chicago in exchange for a fourth-round selection (93rd overall) in the 1997 NHL Entry Draft on Feb. 6, 1995. The 93rd overall selection in 1997 was later traded to New York Rangers, along with a 1997 sixth round selection (136th overall) in exchange for a fourth round selection (82nd overall, Adam Colagiacomo), June 21, 1997.	29	15	697	50	3-7-0	0	4.30



Mike Vernon

ALL-TIME NUMERICAL ROSTER

For players who wore multiple numbers, other number(s) listed in parentheses next to their name | Players currently in Sharks organization listed in bold

- 1 -

Brian Hayward	1991-93
Thomas Greiss	2007-13
Alexei Melnichuk	2021
Devin Cooley	2024

- 2 -

Rob Zettler	1991-94
Jim Kyte	1994-96
Bill Houlder	1997-99
Bobby Dollas	2000-01
Mike Rathje (40)	2001-04
Jim Vandermeer	2011-12
Greg Pateryn	2021

- 3 -

David Williams (41)	1991-93
Ilya Byakin	1994-95
Doug Bodger (5)	1995-97
Bob Rouse	1998-00
Steve Bancroft	2001-02
Daniel McGillis	2002-03
Douglas Murray (41)	2006-13
Karl Stollery	2014-15
Henry Thrun	2023-current

- 4 -

Jay More	1991-96
Greg Hawgood	1996-97
Andrei Zyuzin (20)	1998-99
John Jakopin	2002-03
Kyle McLaren	2002-08
Rob Blake	2008-10
Brenden Dillon	2014-20
Scott Harrington	2022-23
Kyle Burroughs	2023-24

- 5 -

Neil Wilkinson	1991-93
Mike Lalor	1993-94
Jason Widmer	1996-97
Doug Bodger (3)	1997-98
Ken Sutton	1997-98
Jeff Norton (8)	1998-01
Jeff Jillson	2001-03
Rob Davison (38)	2003-08
Colin White	2011-12
Jason Demers (60)	2012-14
David Schlemko	2016-17
Dalton Prout	2019-20
Matt Benning	2022-current

- 6 -

Ken Hammond	1991-92
Sandis Ozolinsh (24)	1992-96
Scott Hannan (22, 27, 43)	1998-99
Jason Marshall	2003-04
Josh Gorges	2005-07
Ryan Merkley	2021-22
Ty Emberson	2023-24

- 7 -

Wayne Presley	1991-92
Mikhail Kravets	1992-93
Igor Larionov	1993-95
Ville Peltonen	1996-97
Richard Brennan	1997-98
Shawn Burr (28)	1998-99
Brad Stuart (12)	1999-05, 2012-14
Mark Bell	2006-07
Niclas Wallin	2009-11
Paul Martin	2015-18
Dylan Gambrell (14)	2019-21
Nico Sturm	2022-current

- 8 -

Dean Evason (12)	1991-92
Larry DePalma	1992-93
Jeff Norton (5)	1993-95
Kevin Miller (12)	1995-96
Darren Turcotte (9, 47)	1996-97
Jarrod Skalde	1997-99
Teemu Selanne	2001-03
Joe Pavelski (53)	2006-19

- 9 -

Brian Lawton	1991-93
Jon Morris	1992-93
Gary Emmons	1993-94
Viacheslav Butsayev	1994-95
Darren Turcotte (8, 47)	1995-96
Bernie Nicholls	1996-99
Todd Harvey (13)	1999-01
Adam Graves	2001-03
Milan Michalek	2003-09
Ian White	2011
Martin Havlat	2011-14
Dainius Zubrus	2015-16
Evander Kane	2018-21
Jacob MacDonald	2023-24

- 10 -

Tony Hrkac	1991-92
Johan Garpenlov	1991-95
Marcus Ragnarsson (33)	1996-03
Alyn McCauley	2003-06
Christian Ehrhoff (44)	2006-09
Jamal Mayers	2010-11
Brad Winchester	2011-12
Andrew Desjardins (69)	2012-15
Nick Merkley	2021-22
Evgeny Svechnikov	2022-23
Anthony Duclair	2023-24
Klim Kostin	2024-current

- 11 -

Kelly Kisio	1991-93
Gaetan Duchesne	1993-95
Owen Nolan	1995-03
Marcel Goc (57)	2005-09
Bryan Lerg (42)	2015-16
Stefan Noesen	2019-21
Andrew Cogliano	2021-22
Luke Kunin	2022-current

ALL-TIME NUMERICAL ROSTER

For players who wore multiple numbers, other number(s) listed in parentheses next to their name | **Players currently in Sharks organization listed in bold****- 12 -*****Number retired on Feb. 25, 2023, in recognition of Patrick Marleau***

Dean Evason (8).....	1992-93
Bob Errey (14, 22)	1993-95
Kevin Miller (8).....	1994-95
Ron Sutter	1996-00
Bill Lindsay	2000-01
Brad Stuart (7)	2000-01
Patrick Marleau (14).....	2001-17, 2019-21

- 13 -

Rick Lessard.....	1991-92
Jamie Baker.....	1993-96, 1998-99
Todd Harvey (9)	2001-04
Bill Guerin.....	2006-07
Raffi Torres.....	2013-16
Nick Bonino.....	2021-23

- 14 -

Steve Bozek.....	1991-92
Ray Whitney (43).....	1992-97
Bob Errey (12, 22).....	1996-97
Patrick Marleau (12).....	1997-01
Jonathan Cheechoo.....	2002-09
Dylan Gambrell (7).....	2018-19
Gustav Nyquist.....	2019
Antti Suomela (40).....	2021
Ryan Dzingel.....	2022

- 15 -

David Bruce	1991-92
Craig Janney.....	1994-95
Alexei Yegorov (48).....	1996-97
Dave Lowry (26)	1997-00
John MacLean.....	1997-98
Alexander Korolyuk (27, 41, 94).....	1998-02
Wayne Primeau.....	2003-06
Ville Nieminen.....	2006-07
Dany Heatley.....	2009-11
James Sheppard	2013-15

- 16 -

Mark Pavelich.....	1991-92
Perry Berezan	1991-92
Dody Wood (45).....	1994-98
Alex Hicks.....	1998-99
Mark Smith.....	2000-07
Devin Setoguchi	2007-11
Nick Spaling.....	2016
Eric Fehr	2018
Ryan Donato.....	2021
Steven Lorentz.....	2022-23
Jack Studnicka.....	2023-24



Patrick Marleau

ALL-TIME NUMERICAL ROSTER

For players who wore multiple numbers, other number(s) listed in parentheses next to their name | Players currently in Sharks organization listed in bold

- 17 -

Pat Falloon.....	1991-92
Stephen Guolla (36).....	1996-98
Joe Murphy.....	1997-99
Scott Thornton.....	2000-06
Torrey Mitchell.....	2007-12
John McCarthy.....	2015
Thomas Bordeleau (23).....	2023-Current

- 18 -

Dave Snuggerud.....	1991-92
Mark Pederson.....	1992-93
Chris Tancill.....	1994-97
Mike Ricci.....	1997-04
Matthew Carle (25).....	2006-08
Dominic Moore.....	2012
Mike Brown.....	2013-16
Micheal Haley (38).....	2019
Lane Pederson.....	2021-22
Andreas Johnsson.....	2023
Filip Zadina.....	2023-24

- 19 -***Number to be retired on Nov. 23, 2024, in recognition of Joe Thornton***

Brian Mullen.....	1992-92
Doug Zmolek.....	1992-94
Jeff Friesen (39).....	1995-96
Tim Hunter.....	1996-97
Marco Sturm.....	1997-05
Joe Thornton.....	2005-20

- 20 -

John Carter.....	1991-92
Kip Miller.....	1993-94
Ed Belfour (30).....	1997
Andrei Zyuzin (4).....	1997-98
Gary Suter.....	1998-02
Evgeni Nabokov.....	2002-10
Kyle Wellwood.....	2011
John Scott.....	2014-15
Marcus Sorensen.....	2017-21
Fabian Zetterlund.....	2023-current

- 21 -

Craig Coxie.....	1991-92
Peter Ahola.....	1992-93
Yvon Corriveau.....	1992-93
Dave Brown.....	1995-96
Tony Granato.....	1996-01
Jim Fahey.....	2002-06
Alexei Semenov.....	2007-09
Scott Nichol.....	2009-11
TJ Galiardi (37).....	2013-14
Ben Smith.....	2015-16
Brandon Davidson.....	2020
Jacob Middleton (67).....	2021-22
Mikey Eyssimont.....	2023

- 22 -

Mike McHugh.....	1991-92
Paul Fenton.....	1991-92
Lyndon Byers.....	1992-93
Ulf Dahlen.....	1993-97
Bob Errey (12, 14).....	1996-97
Murray Craven (32).....	1997-98
Ronnie Stern.....	1998-00
Scott Hannan.....	2000-07
Dan Boyle.....	2008-14
Johnny Brodzinski.....	2019
Ryan Carpenter (40).....	2023-24

- 23 -

Link Gaetz.....	1991-92
Andrei Nazarov (62).....	1993-96
Todd Gill.....	1996-98
Shawn Heins.....	1998-03
Nicholas Dimitrakos.....	2002-06
Scott Gomez.....	2013
Barclay Goodrow (89).....	2016-20
Thomas Bordeleau (17).....	2022
Oskar Lindblom.....	2022-23

- 24 -

Doug Wilson.....	1991-92
Sergei Makarov.....	1993-95
Barry Potomski.....	1997-98
Niklas Sundstrom.....	1999-03
Brad Boyes.....	2003-04
Josh Langfeld.....	2005-06
Sandis Ozolinsh (6).....	2007-08
Travis Moen.....	2009
Jaycob Megna.....	2021-23
Jacob Peterson.....	2023

- 25 -

Bob McGill.....	1991-92
Dave Maley (42).....	1992-94
Viktor Kozlov (47).....	1995-98
Mike Craig (26).....	1998-99
Vincent Damphousse.....	1999-04
Matthew Carle (18).....	2005-06
Mike Grier.....	2006-09
Tye McGinn.....	2014-15
Artemi Kniazev.....	2021

- 26 -

Peter Lappin.....	1991-92
Petri Skriko.....	1992-93
Robin Bawa.....	1992-93
Vlastimil Kroupa (44).....	1993-95
Ray Sheppard.....	1995-96
Chris Lipuma.....	1996-97
Dave Lowry (15).....	1997-00
Jim Montgomery.....	2000-01
Mike Craig (25).....	2001-02
Lynn Loynes.....	2002-04
Steve Bernier (46).....	2005-08
Michal Handzus.....	2011-13
Jasper Weatherby.....	2021-22
Andrew Agozzino.....	2023
Jack Thompson.....	2024-current

ALL-TIME NUMERICAL ROSTER

For players who wore multiple numbers, other number(s) listed in parntheses next to their name | **Players currently in Sharks organization listed in bold**

- 27 -

Perry Anderson.....	1991-92
Hubie McDonough.....	1992-93
Dave Capuano.....	1993-94
Todd Elik.....	1993-95
Bryan Marchment.....	1997-03
Alexander Korolyuk (15, 41, 94)	1997-98
Scott Parker.....	2003-07
Jeremy Roenick.....	2007-09
Manny Malhotra.....	2009-10
Scott Hannan (6, 22, 43).....	2013-15
Joonas Donskoi	2015-19

- 28 -

J.F. Quintin	1991-92
Sergei Bautin.....	1995-96
Iain Fraser.....	1996-97
Shawn Burr (7).....	1997-98
Mikael Samuelsson	2000-01
Matt Bradley (44)	2001-03
Nils Ekman	2003-06
Jay Leach.....	2011-12
Andrew Murray	2011-12
Timo Meier	2016-23

- 29 -

Dean Kolstad.....	1992-93
Jimmy Waite	1993-94
Geoff Sarjeant.....	1995-96
Mike Vernon	1997-00
Paul Kruse.....	2000-01
Vesa Toskala (35).....	2002-03
Ryane Clowe.....	2005-13
Kurtis Gabriel.....	2021
Mackenzie Blackwood	2023-current

- 30 -

Jeff Hackett.....	1991-92
Chris Terreri.....	1996-97
Ed Belfour (20)	1997
Jason Muzzatti.....	1997-98
Sean Gauthier.....	1998-99
Dimitri Patzold.....	2007-08
Antero Niitymaki.....	2010-12
Aaron Dell.....	2016-20, 2022-23
Magnus Chrona.....	2023-24

- 31 -

Wade Flaherty	1991-92
Steve Shields.....	2005-06
Nolan Schaefer.....	2005-06
Antti Niemi	2010-15
Martin Jones.....	2015-21
Georgi Romanov.....	2024-current

- 32 -

Arturs Irbe.....	1991-92
Kelly Hrudey	1996-98
Murray Craven (22).....	1998-00
Stephane Matteau (37)	2000-02
Miroslav Zalesak (46).....	2003-04
Claude Lemieux	2008-09
Alex Stalock.....	2011-16, 2022
Josef Korenar	2021
Eetu Makiniemi.....	2022

- 33 -

Dale Craigwell.....	1991-92
Marcus Ragnarsson (10)	1995-96
Marty McSorley.....	1996-98
Brantt Myhres	1998-00
Brian Boucher	2007-09
Fredrik Claesson.....	2021
Adin Hill.....	2021-22
Calen Addison.....	2023-24

- 34 -

Mike Colman	1991-92
Yves Racine (47).....	1995-96
Niklas Andersson.....	1997-98
Miikka Kiprusoff (37).....	2000-01
Patrick Rissmiller.....	2003-08
Daniel Winnik	2012
Troy Grosenick.....	2014-15
James Reimer	2016
Kaapo Kahkonen (36).....	2022

- 35 -

Jarmo Myllys.....	1991-92
Evgeni Nabokov (20).....	1999-02
Vesa Toskala (29).....	2001, 2003-07

- 36 -

Jeff Odgers.....	1991-92
Todd Ewen	1996-97
Stephen Guolla (17).....	1998-99
Dwight Helminen.....	2009-10
Jannik Hansen.....	2017-18
Zach Sawchenko	2022
Kaapo Kahkonen (34).....	2022-24

- 37 -

Don Barber.....	1991-92
Rob Gaudreau	1992-93
Ville Peltonen.....	1995-96
Stephane Matteau (32)	1997-00
Miikka Kiprusoff (34)	2001-03
Curtis Brown.....	2004, 2006-08
Grant Stevenson (55).....	2005-06
Brad Lukowich.....	2008-09
Adam Burish.....	2012-15
TJ Galiardi (21).....	2012
Fredrik Handemark	2021

- 38 -

Pat MacLeod.....	1991-92
Michal Sykora.....	1993-97
Rob Davison (5).....	2002-03
Bracken Kearns	2013-14
Micheal Haley (18).....	2015-17
Mario Ferraro	2019-current

- 39 -

Ed Courtenay	1991-92
Jeff Friesen (19)	1994-01
Tomáš Plihal.....	2006-09
Logan Couture.....	2009-current

ALL-TIME NUMERICAL ROSTER

For players who wore multiple numbers, other number(s) listed in parentheses next to their name | Players currently in Sharks organization listed in bold

- 40 -

Mikhail Kravets	1991-92
Mark Beaufait	1992-93
Mike Rathje (2)	1993-01
Riley Armstrong	2008-09
Kent Huskins	2009-11
Ryan Carpenter (22)	2015-17
Antti Suomela (14)	2018-20
Devan Dubnyk	2021

- 41 -

David Williams (3)	1991-93
Tom Pederson	1992-96
Alexander Korolyuk (15, 27, 94)	1997
Ryan Kraft	2002-03
Douglas Murray (3)	2005-06
Jed Ortmeyer	2009-10
Mirco Mueller	2014-17
Kyle Crisculo	2023

- 42 -

Dave Maley (25)	1992-93
Jaroslav Otevrel (50)	1992-93
Jeff McLean (43)	1993
Shean Donovan	1994-97
Andy Sutton	1998-00
Tom Preissing	2003-06
Matt Pelech	2013-14
Bryan Lerg (11)	2015
Joel Ward	2015-18
Jonah Gadjovich	2021-23

- 43 -

Ray Whitney (14)	1991-92
Jeff McLean	1993-94
Jan Caloun (91)	1995-96
Al Iafrate	1996-98
Scott Hannan (6, 22, 27)	1999-00
Matt Carkner	2005-06
Lukas Kaspar	2007-09
John McCarthy (17)	2010-14
Taylor Fedun	2014-15
John Leonard	2021-22

- 44 -

Kevin Evans	1991-92
Michel Picard	1992-93
Shawn Cronin	1993-95
Vlastimil Kroupa (26)	1995-97
Matt Bradley (28)	2000-01
Christian Ehrhoff (10)	2003-06
Marc-Edouard Vlasic	2006-current

- 45 -

Neil Wilkinson	1991
Claudio Scremin	1991-92
Dody Wood (16)	1992-93
Jody Shelley	2007-10
Lean Bergmann	2019-21



Thomas Bordeleau

ALL-TIME NUMERICAL ROSTER

For players who wore multiple numbers, other number(s) listed in parntheses next to their name | **Players currently in Sharks organization listed in bold**

- 46 -

Miroslav Zalesak (32).....	2002-03
Steve Bernier (26).....	2005
Mike Iggulden.....	2007-08
Tim Kennedy.....	2013
Roman Polak.....	2016
Joel Kellman.....	2019-21

- 47 -

Mike Sullivan.....	1991-94
Viktor Kozlov (25).....	1994-95
Darren Turcotte (8, 9).....	1995-96
Yves Racine (34).....	1995-96
Tom Cavanagh.....	2007-09
Joe Callahan.....	2009-10
Joakim Ryan.....	2017-19
Trevor Carrick.....	2019-20
Christian Jaros.....	2021
James Reimer.....	2021-23

- 48 -

Alexei Yegorov.....	1995-96
Steven Zalewski.....	2009-10
Tomáš Hertl.....	2013-24

- 49 -

Chad Wiseman.....	2002-03
Mathieu Darche.....	2006-07
Scott Sabourin.....	2024-current

- 50 -

Jaroslav Otevrel (42).....	1993-94
Hannes Hyvonen.....	2001-02
Chris Tierney.....	2014-18
Brinson Pasichnuk.....	2021

- 51 -

Brian Campbell.....	2008
Radim Simek.....	2018-23
Collin Graf.....	2024-current

- 52 -

Craig Rivet.....	2006-08
Matt Irwin.....	2013-15
Lukas Radil.....	2018-20
Tristen Robins.....	2023-current

- 53 -

Jesse Fibiger.....	2002-03
Joe Pavelski (8).....	2006
Ryan Vesce.....	2008-10
Nicolas Meloche.....	2021-22
CJ Suess.....	2022

- 54 -

Nick Petricki.....	2013-14
Scott Reedy.....	2022
Givani Smith.....	2023-current

- 55 -

Grant Stevenson (37).....	2005-06
Mike Moore.....	2010-11
Ben Eager.....	2011
Sasha Chmelevski.....	2021-22
Derrick Pouliot.....	2023

- 57 -

Marcel Goc (11).....	2004
Tommy Wingels.....	2010-17
Adam Raska.....	2021-23

- 59 -

Brad Staubitz.....	2008-10
Nick Cicek.....	2022-23

- 60 -

Jason Demers (5).....	2009-12
Rourke Chartier.....	2018-19

- 61 -

Justin Braun.....	2010-19
Santeri Hatakka.....	2021-22

- 62 -

Andrei Nazarov (23).....	1996-98
Kevin Labanc.....	2016-24

- 63 -

Jeffrey Viel.....	2021-23
-------------------	---------

- 64 -

Jamie McGinn.....	2008-12
Mikael Granlund.....	2023-current

- 65 -

Derek Joslin.....	2008-11
Danny O'Regan.....	2016-18
Erik Karlsson.....	2018-23

- 67 -

Jake Middleton.....	2019-20
---------------------	---------

- 68 -

Frazer McLaren.....	2009-13
Melker Karlsson.....	2014-20
Mike Hoffman.....	2023-24

- 69 -

Andrew Desjardins (10).....	2010-12
-----------------------------	---------

ALL-TIME NUMERICAL ROSTER

For players who wore multiple numbers, other number(s) listed in parentheses next to their name | **Players currently in Sharks organization listed in bold****- 70 -**

Alexander True 2020-21

- 71 -

Daniil Tarasov 2015

Nikolai Knyzhov 2020-23

- 72 -

Brandon Mashinter 2010-13

Tim Heed 2017-20

William Eklund 2021-current**- 73 -**

Noah Gregor 2019-23

- 74 -

Dylan DeMelo 2015-18

- 75 -

Freddie Hamilton 2013-15

Danil Yurtaykin 2019

Danil Gushchin 2023-current**- 76 -**

Eriah Hayes 2014-15

Jonathan Dahlen 2021-22

- 78 -

Ben Ferriero 2009-12

- 80 -

Matt Tennyson 2013-16

- 81 -

Tyler Kennedy 2013-15

- 82 -

Nikolai Goldobin 2015-17

Ivan Chekhovich 2021

- 83 -

Matt Nieto 2013-17, 2021-23

Nikita Okhotiuk 2023-24

- 84 -

Maxim Letunov 2020

Jan Rutta 2023-current**- 85 -****Shakir Mukhamadullin** 2024-current**- 86 -**

Joachim Blichfeld 2019-21

- 87 -

Martin Kaut 2023

- 88 -

Brent Burns 2011-22

- 89 -

Barclay Goodrow (23) 2014-16

Mikkel Boedker 2016-18

Jayden Halbgewachs 2021-22

- 90 -**Justin Bailey** 2023-current**- 91 -**

Jan Calhoun (43) 1996-97

- 92 -

Rudolfs Balcers 2021-22

- 94 -

Alexander Korolyuk (15, 27, 48) 2003-04

Alexander Barabanov 2021-24

SHARKS ALL-TIME TOP SCORERS - TOP 25



Joe Pavelski

Players on Sharks' active roster listed in **bold**

RANK	PLAYER	POS	GP	G	A	P	+/-	PIM	PPG	SHG	GWG	S	S%
1	Patrick Marleau	C	1,607	522	589	1,111	-22	481	163	17	101	3,953	13.2
2	Joe Thornton	C	1,104	251	804	1,055	161	631	87	3	40	1,892	13.3
3	Joe Pavelski	C	963	355	406	761	108	371	121	10	60	2,848	12.5
4	Logan Couture	C	933	323	378	701	-1	255	83	14	55	2,550	12.7
5	Brent Burns	D	798	172	422	594	-14	438	54	2	27	2,643	6.5
6	Tomáš Hertl	C	712	218	266	484	-71	256	50	6	35	1,626	13.4
7	Owen Nolan	R	568	206	245	451	-34	934	75	14	25	1,669	12.3
8	Marc-Edouard Vlasic	D	1,296	83	293	376	51	470	11	2	13	1,680	4.9
9	Jeff Friesen	L	512	149	201	350	-19	316	43	13	25	1,121	13.3
10	Timo Meier	R	451	154	162	316	-37	259	38	0	21	1,480	10.4
11	Jonathan Cheechoo	R	440	165	126	291	42	304	62	3	36	1,208	13.7
12	Vincent Damphousse	C	385	92	197	289	14	316	39	3	19	852	10.8
13	Marco Sturm	L	553	128	145	273	42	242	32	14	27	1,119	11.4
14	Ryane Clowe	L	423	101	170	271	13	567	28	0	10	909	11.1
15	Dan Boyle	D	431	68	201	269	19	305	32	0	12	1,095	6.2
16	Mike Ricci	C	529	101	162	263	19	355	38	6	15	723	14
17	Erik Karlsson	D	293	52	191	243	-67	106	11	1	8	725	7.2
18	Kevin Labanc	R	478	82	143	225	-88	217	13	0	15	885	9.3
19	Milan Michalek	L	317	91	123	214	49	184	26	1	25	763	11.9
20	Brad Stuart	D	486	39	131	170	35	281	16	1	11	684	5.7
21	Evander Kane	L	212	87	79	166	-12	342	22	6	9	758	11.5
22	Pat Falloon	R	258	76	86	162	-65	75	16	1	6	614	12.4
23	Devin Setoguchi	R	267	84	75	159	20	89	26	0	14	715	11.8
24	Mike Rathje	D	671	27	128	155	11	439	11	1	2	687	3.9
25	Justin Braun	D	607	24	130	154	24	226	4	0	1	849	2.8

Click [here](#) for the complete all-time list

SHARKS ALL-TIME GOALTENDING STATISTICS



Antti Niemi

Players currently in Sharks organization listed in **bold**

RANK	GOALTENDER	GP	MINS	GAA	W	L	O/T	SO	SA	GA	SV%	G	A	PIM
1	Evgeni Nabokov	563	32,491	2.39	293	178	66	50	14,757	1,294	.912	1	9	100
2	Martin Jones	327	18,827	2.66	170	121	27	18	8,976	836	.907	0	2	4
3	Antti Niemi	296	17,369	2.40	163	92	35	25	8,342	696	.917	0	7	6
4	Vesa Toskala	115	6,268	2.35	65	28	10	8	2,842	245	.914	0	5	6
5	Arturs Irbe	183	10,285	3.47	57	91	26	8	5,342	595	.889	0	3	34
6	Mike Vernon	126	7,168	2.39	52	49	19	9	2,961	285	.904	0	2	32
7	Steve Shields	125	7,094	2.44	48	49	21	10	3,368	289	.914	0	2	37
8	Aaron Dell	111	5,989	2.75	48	37	12	5	3,010	275	.909	0	1	0
9	James Reimer	99	5,692	3.05	37	40	18	7	2,993	289	.903	0	0	2
10	Alex Stalock	63	3,280	2.45	24	20	7	4	1,459	134	.908	0	1	4
11	Kelly Hrudey	76	3,991	3.04	20	40	7	1	1,863	202	.892	0	0	2
12	Chris Terreri	68	3,716	3.39	19	39	4	0	1,875	210	.888	0	5	4
13	Thomas Greiss	44	2,262	2.52	17	16	3	1	1,074	95	.912	0	0	4
14	Kaapo Kähkönen	79	4,324	3.71	17	46	11	1	2,467	267	.892	0	1	4
15	Brian Boucher	27	1,529	2.12	15	7	4	3	666	54	.919	0	0	2
16	Miikka Kiprusoff	47	2,390	2.84	14	21	3	3	1,096	113	.897	0	0	4
17	Jeff Hackett	78	4,314	4.51	13	57	2	0	2,586	324	.875	0	3	12
18	Antero Niittymäki	24	1,414	2.71	12	7	3	0	615	64	.896	0	0	2
19	Adin Hill	25	1,376	2.66	10	11	1	2	648	61	.906	0	2	0
20	Mackenzie Blackwood	44	2,437	3.45	10	25	4	2	1,383	140	.899	0	0	2
21	Wade Flaherty	53	2,587	4.29	10	26	2	1	1,512	185	.878	0	1	0
22	Nolan Schaefer	7	352	1.87	5	1	0	1	138	11	.920	0	0	2
23	Josef Korenar	10	492	3.17	3	5	0	0	258	26	.899	0	0	0
24	Devan Dubnyk	17	888	3.18	3	9	2	1	462	47	.898	0	0	2
25	Ed Belfour	13	757	3.41	3	9	0	1	371	43	.884	0	0	8
26	Jarmo Myllys	27	1,374	5.02	3	18	1	0	862	115	.867	0	1	2
27	Brian Hayward	25	1,235	5.39	3	18	1	0	736	111	.849	0	1	16
28	Jimmy Waite	15	697	4.30	3	7	0	0	319	50	.843	0	0	6
29	Devin Cooley	6	301	4.98	2	3	1	0	192	25	.870	0	0	0
30	Troy Grosenick	2	118	1.52	1	1	0	1	58	3	.948	0	0	0
31	Eetu Mäkinen	2	84	2.13	1	0	1	0	32	3	.906	0	0	0
32	Zach Sawchenko	7	269	3.35	1	2	1	0	151	15	.901	0	0	0
33	Magnus Chrona	9	471	4.71	1	6	1	0	262	37	.859	0	0	0
34	Sean Gauthier	1	3	0.00	0	0	0	0	2	0	1.000	0	0	0
35	Georgi Romanov	2	59	1.01	0	0	0	0	30	1	.967	0	0	0
36	Alexei Melnichuk	3	131	5.05	0	1	1	0	81	11	.864	0	0	0
37	Jason Muzzatti	1	27	4.49	0	0	0	0	13	2	.846	0	0	0
38	Geoff Sarjeant	4	171	4.92	0	2	1	0	87	14	.839	0	0	2
39	Dimitri Patzold	3	44	5.51	0	0	0	0	20	4	0.800	0	0	0

Click here for the complete all-time list

SHARKS ALL-TIME LEADERS - SKATERS



Patrick Marleau

GAMES PLAYED		
RANK	PLAYER	GP
1	Patrick Marleau	1,607
2	Marc-Edouard Vlasic	1,296
3	Joe Thornton	1,104
4	Joe Pavelski	963
5	Logan Couture	933
6	Brent Burns	798
7	Tomáš Hertl	712
8	Mike Rathje	671
9	Scott Hannan	626
10	Justin Braun	607

POINTS		
RANK	PLAYER	P
1	Patrick Marleau	1,111
2	Joe Thornton	1,055
3	Joe Pavelski	761
4	Logan Couture	701
5	Brent Burns	594
6	Tomáš Hertl	484
7	Owen Nolan	451
8	Marc-Edouard Vlasic	376
9	Jeff Friesen	350
10	Timo Meier	316

GAME-WINNING GOALS		
RANK	PLAYER	GWG
1	Patrick Marleau	101
2	Joe Pavelski	60
3	Logan Couture	55
4	Joe Thornton	40
5	Jonathan Cheechoo	36
6	Tomáš Hertl	35
7	Brent Burns	27
	Marco Sturm	27
9	Milan Michalek	25
	Jeff Friesen	25
	Owen Nolan	25

GOALS		
RANK	PLAYER	G
1	Patrick Marleau	522
2	Joe Pavelski	355
3	Logan Couture	323
4	Joe Thornton	251
5	Tomáš Hertl	218
6	Owen Nolan	206
7	Brent Burns	172
8	Jonathan Cheechoo	165
9	Timo Meier	154
10	Jeff Friesen	149

POWER PLAY GOALS		
RANK	PLAYER	PPG
1	Patrick Marleau	163
2	Joe Pavelski	121
3	Joe Thornton	87
4	Logan Couture	83
5	Owen Nolan	75
6	Jonathan Cheechoo	62
7	Brent Burns	54
8	Tomáš Hertl	50
9	Jeff Friesen	43
10	Vincent Damphousse	39

OVERTIME GOALS		
RANK	PLAYER	OTG
1	Patrick Marleau	10
	Brent Burns	10
3	Logan Couture	8
4	Tomáš Hertl	7
5	Joe Thornton	5
	Marco Sturm	5
7	Timo Meier	4
	Kevin Labanc	4
9	Erik Karlsson	3
	Marc-Edouard Vlasic	3
	Christian Ehrhoff	3
	Brad Stuart	3
	Dan Boyle	3
	Jeff Friesen	3

ASSISTS		
RANK	PLAYER	A
1	Joe Thornton	804
2	Patrick Marleau	589
3	Brent Burns	422
4	Joe Pavelski	406
5	Logan Couture	378
6	Marc-Edouard Vlasic	293
7	Tomáš Hertl	266
8	Owen Nolan	245
9	Dan Boyle	201
	Jeff Freisen	201

SHORTHANDED GOALS		
RANK	PLAYER	SHG
1	Patrick Marleau	17
2	Logan Couture	14
	Marco Sturm	14
	Owen Nolan	14
5	Jeff Friesen	13
6	Joe Pavelski	10
7	Mike Grier	7
	Jamie Baker	7
9	Tomáš Hertl	6
	Evander Kane	6
	Mike Ricci	6

HAT TRICKS		
RANK	PLAYER	HT
1	Jonathan Cheechoo	9
2	Tomáš Hertl	6
3	Patrick Marleau	5
	Joe Pavelski	5
5	Timo Meier	4
	Joe Thornton	3
	Logan Couture	3
	Owen Nolan	3
	Evander Kane	3
	Rob Gaudreau	3

Current Sharks listed in **bold**All Sharks career skater records [available here](#)

SHARKS ALL-TIME LEADERS - GOALTENDERS



Evgeni Nabokov

GAMES PLAYED		
RANK	GOALTENDER	GP
1	Evgeni Nabokov	563
2	Martin Jones	327
3	Antti Niemi	296
4	Arturs Irbe	183
5	Mike Vernon	126
6	Steve Shields	125
7	Vesa Toskala	115
8	Aaron Dell	111
9	James Reimer	99
10	Kaapo Kähkönen	79

SHOOTOUT WINS		
RANK	GOALTENDER	SOW
1	Antti Niemi	29
2	Evgeni Nabokov	19
3	Martin Jones	16
4	James Reimer	5
5	Alex Stalock	4
6	Thomas Greiss	2
	Antero Niittymäki	2
8	Aaron Dell	1
	Nolan Schaefer	1
	Brian Boucher	1
	Kaapo Kähkönen	1

SHUTOUTS		
RANK	GOALTENDER	SO
1	Evgeni Nabokov	50
2	Antti Niemi	25
3	Martin Jones	18
4	Steve Shields	10
5	Mike Vernon	9
6	Vesa Toskala	8
	Arturs Irbe	8
8	James Reimer	7
9	Aaron Dell	5
10	Alex Stalock	4

WINS		
RANK	GOALTENDER	W
1	Evgeni Nabokov	293
2	Martin Jones	170
3	Antti Niemi	163
4	Vesa Toskala	65
5	Arturs Irbe	57
6	Mike Vernon	52
7	Aaron Dell	48
	Steve Shields	48
9	James Reimer	37
10	Alex Stalock	24

GOALS AGAINST AVERAGE (MIN 25 GP)		
RANK	GOALTENDER	GAA
1	Brian Boucher	2.12
2	Vesa Toskala	2.35
3	Mike Vernon	2.39
	Evgeni Nabokov	2.39
5	Antti Niemi	2.40
6	Steve Shields	2.44
7	Alex Stalock	2.45
8	Thomas Greiss	2.52
9	Adin Hill	2.66
	Martin Jones	2.66

POINTS		
RANK	GOALTENDER	PTS (G+A)
1	Evgeni Nabokov	10 (1+9)
2	Antti Niemi	7 (0+7)
3	Vesa Toskala	5 (0+5)
	Chris Terreri	5 (0+5)
5	Arturs Irbe	3 (0+3)
	Jeff Hackett	3 (0+3)
7	Adin Hill	2 (0+2)
	Martin Jones	2 (0+2)
	Steve Shields	2 (0+2)
	Mike Vernon	2 (0+2)

SAVE PERCENTAGE (MIN 25 GP)		
RANK	GOALTENDER	SV%
1	Brian Boucher	.919
2	Antti Niemi	.917
3	Steve Shields	.914
	Vesa Toskala	.914
5	Evgeni Nabokov	.912
	Thomas Greiss	.912
7	Aaron Dell	.909
8	Alex Stalock	.908
9	Martin Jones	.907
10	Adin Hill	.906

Current Sharks listed in **bold**All Sharks career goalie records [available here](#)

SHARKS SINGLE-SEASON LEADERS - SKATERS



Jonathan Cheechoo

POINTS			
RANK	PLAYER	PTS	SEASON
1	Joe Thornton	114	2006-07
2	Erik Karlsson	101	2022-23
3	Joe Thornton	96	2007-08
4	Jonathan Cheechoo	93	2005-06
5	Joe Thornton	92*	2005-06
6	Joe Thornton	89	2009-10
7	Patrick Marleau	86	2005-06
	Joe Thornton	86	2008-09
9	Owen Nolan	84	1999-00
10	Patrick Marleau	83	2009-10
	Brent Burns	83	2018-19

*led NHL (125 total)

GOALS			
RANK	PLAYER	G	SEASON
1	Jonathan Cheechoo	56*	2005-06
2	Patrick Marleau	44	2009-10
	Owen Nolan	44	1999-00
4	Joe Pavelski	41	2013-14
5	Dany Heatley	39	2009-10
6	Joe Pavelski	38	2018-19
	Joe Pavelski	38	2015-16
	Patrick Marleau	38	2008-09
9	Joe Pavelski	37	2014-15
	Jonathan Cheechoo	37	2006-07
	Patrick Marleau	37	2010-11

*led NHL

ASSISTS			
RANK	PLAYER	A	SEASON
1	Joe Thornton	92*	2006-07
2	Erik Karlsson	76	2022-23
3	Joe Thornton	72**	2005-06
4	Joe Thornton	69	2009-10
5	Brent Burns	67	2018-19
6	Joe Thornton	67	2007-08
7	Joe Thornton	65	2013-14
8	Joe Thornton	63	2015-16
9	Joe Thornton	61	2008-09
10	Joe Thornton	59	2011-12

*led NHL, **led NHL (96 total)

PLUS-MINUS			
RANK	PLAYER	+/-	SEASON
1	Marc-Edouard Vlasic	+31	2013-14
	Joe Thornton	+31	2005-06
3	Nils Ekman	+30	2003-04
4	Brent Burns	+26	2013-14
5	Joe Pavelski	+25	2015-16
	Joe Thornton	+25	2015-16
7	Joe Thornton	+24	2006-07
8	Joe Pavelski	+23	2013-14
	Jonathan Cheechoo	+23	2005-06
	Marco Sturm	+23	2001-02
	Alyn McCauley	+23	2003-04
	Mike Rathje	+23	2001-02



Owen Nolan

Current Sharks listed in **bold**

All Sharks career skater records [available here](#)

SHARKS SINGLE-SEASON LEADERS - SKATERS

POWER PLAY GOALS			
RANK	PLAYER	PPG	SEASON
1	Jonathan Cheechoo	24	2005-06
2	Patrick Marleau	20	2005-06
3	Joe Pavelski	19	2014-15
4	Dany Heatley	18	2009-10
5	Owen Nolan	18	1999-00
6	Joe Pavelski	16	2013-14
7	Jonathan Cheechoo	15	2006-07
8	Vincent Damphousse	15	2002-03
9	Evander Kane	14	2019-20
10	Patrick Marleau	14	2006-07
	Johan Garpenlov	14	1992-93

SHORTHANDED GOALS			
RANK	PLAYER	SHG	SEASON
1	Jeff Friesen	6	1997-98
	Jamie Baker	6	1995-96
3	Patrick Marleau	5	2008-09
4	Patrick Marleau	4	2009-10
	Marco Sturm	4	1999-00
	Nils Ekman	4	2003-04
	Owen Nolan	4	1999-00
8	11 tied	3	

PENALTY MINUTES			
RANK	PLAYER	PIM	SEASON
1	Link Gaetz	326	1991-92
2	Jeff Odgers	253	1992-93
3	Doug Zmolek	229	1992-93
4	Andrei Nazarov	222	1996-97
5	Jeff Odgers	222	1993-94
6	Jeff Odgers	217	1991-92
7	Bryan Marchment	204	2000-01
8	Dody Wood	193	1996-97
9	Jeff Odgers	192	1995-96
10	Marty McSorley	186	1996-97

HAT TRICKS			
RANK	PLAYER	HT	SEASON
1	Jonathan Cheechoo	5*	2005-06
2	Jonathan Cheechoo	3*	2006-07
	Joe Pavelski	3^	2013-14
4	Rob Gaudreau	2	1992-93
	Igor Larionov	2	1993-94
	Tony Granato	2	1996-97
	Dany Heatley	2	2009-10
	Tomáš Hertl	2	2018-19
	Evander Kane	2	2019-20
	Tomáš Hertl	2	2021-22
	Timo Meier	2	2021-22

*led NHL, ^tied for NHL lead

SHOTS			
RANK	PLAYER	S	SEASON
1	Brent Burns	353	2015-16
2	Brent Burns	332	2017-18
3	Timo Meier	326	2021-22
4	Brent Burns	320	2016-17
5	Jonathan Cheechoo	317	2005-06
6	Brent Burns	300	2018-19
7	Patrick Marleau	285	2013-14
8	Joe Pavelski	282	2010-11
9	Dany Heatley	280	2009-10
10	Patrick Marleau	279	2010-11



Jeff Friesen

Current Sharks listed in **bold**
 All Sharks single-season records **available here**

SHARKS SINGLE-SEASON LEADERS - GOALTENDERS



Alex Stalock

GAMES PLAYED				GOALS AGAINST AVERAGE (MIN 15 GP)			
RANK	GOALTENDER	GP	SEASON	RANK	GOALTENDER	GAA	SEASON
1	Evgeni Nabokov	77^	2007-08	1	Alex Stalock	1.87	2013-14
2	Arturs Irbe	74*	1993-94	2	Aaron Dell	2.00	2016-17
3	Evgeni Nabokov	71	2009-10	3	Vesa Toskala	2.06	2003-04
4	Antti Niemi	68	2011-12	4	Evgeni Nabokov	2.14	2007-08
5	Evgeni Nabokov	67	2001-02	5	Antti Niemi	2.16	2012-13
6	Steve Shields	67	1999-00	6	Brian Boucher	2.18	2008-09
7	Evgeni Nabokov	66	2000-01	7	Evgeni Nabokov	2.19	2000-01
8	Martin Jones	65	2016-17	8	Evgeni Nabokov	2.21	2003-04
	Martin Jones	65	2015-16	9	Steve Shields	2.22	1998-99
10	Antti Niemi	64	2013-14	10	Martin Jones	2.27	2015-16
					Mike Vernon	2.27	1998-99

*led NHL, ^tied for NHL lead

MINUTES				SAVE PERCENTAGE (MIN 15 GP)			
RANK	GOALTENDER	MIN	SEASON	RANK	GOALTENDER	SV%	SEASON
1	Evgeni Nabokov	4,561	2007-08	1	Alex Stalock	.932	2013-14
2	Arturs Irbe	4,412*	1993-94	2	Aaron Dell	.931	2016-17
3	Evgeni Nabokov	4,194	2009-10	3	Vesa Toskala	.930	2003-04
4	Antti Niemi	3,936	2011-12	4	Antti Niemi	.924	2012-13
5	Evgeni Nabokov	3,901	2001-02	5	Evgeni Nabokov	.922	2009-10
6	Martin Jones	3,800	2016-17	6	Evgeni Nabokov	.921	2003-04
7	Steve Shields	3,797	1999-00		Steve Shields	.921	1998-99
8	Martin Jones	3,786	2015-16	8	Antti Niemi	.920	2010-11
9	Antti Niemi	3,740	2013-14	9	Evgeni Nabokov	.918	2001-02
10	Evgeni Nabokov	3,700	2000-01		Martin Jones	.918	2015-16

*led NHL

Current Sharks listed in **bold**All Sharks goaltending single-season records **available here**

SHARKS ROOKIE RECORDS

GAMES PLAYED			
RANK	PLAYER	GP	SEASON
1	Doug Zmolek	84	1992-93
2	Torrey Mitchell	82	2007-08
	Brad Stuart	82	1999-00
4	Marc-Edouard Vlasic	81	2006-07
	Milan Michalek	81	2005-06
	Marcel Goc	81	2005-06
7	Logan Couture	79	2010-11
	Pat Falloon	79	1991-92
9	Matt Carle	77	2006-07
10	Joonas Donskoi	76	2015-16
	Andrew Desjardins	76	2011-12

GOALS			
RANK	PLAYER	G	SEASON
1	Logan Couture	32	2010-11
2	Pat Falloon	25	1991-92
3	Rob Gaudreau	23	1992-93
4	Milan Michalek	17	2005-06
5	Ryane Clowe	16	2006-07
6	Tomáš Hertl	15	2013-14
7	Jeff Friesen	15	1994-95
8	Joe Pavelski	14	2006-07
9	Steve Bernier	14	2005-06
10	Melker Karlsson	13	2014-15
	Patrick Marleau	13	1997-98
	Stephen Guolla	13	1996-97
	Shean Donovan	13	1995-96

ASSISTS			
RANK	PLAYER	A	SEASON
1	Pat Falloon	34	1991-92
2	Matt Carle	31	2006-07
	Marcus Ragnarsson	31	1995-96
4	Brad Stuart	26	1999-00
5	Joonas Donskoi	25	2015-16
	David Williams	25	1991-92
7	Logan Couture	24	2010-11
8	Marc-Edouard Vlasic	23	2006-07
9	Marco Sturm	20	1997-98
	Rob Gaudreau	20	1992-93

POINTS			
RANK	PLAYER	PTS	SEASON
1	Pat Falloon	59	1991-92
2	Logan Couture	56	2010-11
3	Rob Gaudreau	43	1992-93
4	Matt Carle	42	2006-07
5	Marcus Ragnarsson	39	1995-96
6	Joonas Donskoi	36	2015-16
	Brad Stuart	36	1999-00
8	Milan Michalek	35	2005-06
9	Ryane Clowe	34	2006-07
10	Patrick Marleau	32	1997-98

POWER PLAY GOALS			
RANK	PLAYER	PPG	SEASON
1	Logan Couture	10	2010-11
2	Matt Carle	8	2006-07
3	Joe Pavelski	5	2006-07
	Grant Stevenson	5	2005-06
	Brad Stuart	5	1999-00
	Jeff Friesen	5	1994-95
	Pat Falloon	5	1991-92
	Rob Gaudreau	5	1992-93
9	Matt Irwin	4	2012-13
	Milan Michalek	4	2005-06
	Ryane Clowe	4	2006-07
	Marcus Ragnarsson	4	1995-96
	Dale Craigwell	4	1991-92

SHORTHANDED GOALS			
RANK	PLAYER	SHG	SEASON
1	Torrey Mitchell	2	2007-08
	Rob Gaudreau	2	1992-93
3	Steve Bernier	1	2005-06
	Tomáš Plihal	1	2008-09
	Brad Stuart	1	1999-00
	Jeff Friesen	1	1994-95
	Shean Donovan	1	1995-96
	Dody Wood	1	1995-96

PLUS-MINUS			
RANK	PLAYER	+/-	SEASON
1	Matt Bradley	+22	2001-02
2	Logan Couture	+18	2010-11
3	Joakim Ryan	+13	2017-18
	Marc-Edouard Vlasic	+13	2006-07
5	Tomáš Hertl	+11	2013-14
6	Kevin Labanc	+9	2016-17
	Matt Carle	+9	2006-07
8	Ben Ferriero	+8	2010-11
	Tom Preissing	+8	2003-04
	Andrei Zyuzin	+8	1997-98

PENALTY MINUTES			
RANK	PLAYER	PIM	SEASON
1	Link Gaetz	326	1991-92
2	Doug Zmolek	229	1992-93
3	Jeff Odgers	217	1991-92
4	Dody Wood	138	1995-96
5	Jeffrey Viel	114	2021-22
6	Andrei Nazarov	94	1994-95
7	Rob Davison	92	2003-04
8	Jayson More	85	1991-92
9	Ryane Clowe	78	2006-07
10	Brad Staubitz	76	2008-09

Current Sharks listed in **bold**
All Sharks rookie records **available here**

SHARKS ROOKIE RECORDS



Logan Couture

GAME-WINNING GOALS			
RANK	PLAYER	GWG	SEASON
1	Logan Couture	8	2010-11
2	Niko Dimitrakos	4	2003-04
3	Tomáš Hertl	3	2013-14
	Andrew Desjardins	3	2011-12
	Joe Pavelski	3	2006-07
	Ryane Clowe	3	2006-07
	Jonathan Cheechoo	3	2002-03
	Brad Stuart	3	1999-00
	Marco Sturm	3	1997-98
10	18 players tied	2	

SHOTS			
RANK	PLAYER	S	SEASON
1	Logan Couture	253	2010-11
2	Rob Gaudreau	191	1992-93
3	Pat Falloon	181	1991-92
4	Milan Michalek	159	2005-06
5	Brad Stuart	133	1999-00
6	Matt Nieto	124	2013-14
7	Marco Sturm	118	1997-98
8	Niko Dimitrakos	116	2003-04
9	Joe Pavelski	111	2006-07
	Matt Carle	111	2006-07

HAT TRICKS			
RANK	PLAYER	HT	SEASON
1	Rob Gaudreau	2	1992-93
2	Tomáš Hertl	1	2013-14
	Ryane Clowe	1	2006-07
	Alexei Yegorov	1	1995-96

POINTS BY DEFENSEMAN			
RANK	PLAYER	PTS	SEASON
1	Matt Carle	42	2006-07
2	Marcus Ragnarsson	39	1995-96
3	Brad Stuart	36	1999-00
4	David Williams	28	1991-92
5	Marc-Edouard Vlasic	26	2006-07
6	Sandis Ozolinsh	23	1992-93
7	Jason Demers	21	2009-10
8	Jim Fahey	20	2002-03
	Tom Pederson	20	1992-93
10	Tom Preissing	19	2003-04

Current Sharks listed in **bold**
 All Sharks rookie records [available here](#)

TEAM STATISTICS BY SEASON



Franchise bests in bold

OVERALL RECORD				HOME RECORD			ROAD RECORD		
SEASON	RECORD	POINTS	PCT	SEASON	RECORD	POINTS	SEASON	RECORD	POINTS
2023-24	19-54-9	47	.287	2023-24	11-25-5	27	2023-24	8-29-4	20
2022-23	22-40-16	60	.366	2022-23	8-22-11	27	2022-23	14-22-5	33
2021-22	32-37-13	77	.470	2021-22	18-18-5	41	2021-22	14-19-8	36
2020-21	21-28-7	49	.438	2020-21	11-13-4	26	2020-21	10-15-3	23
2019-20	29-36-5	63	.450	2019-20	17-17-2	36	2019-20	12-19-3	27
2018-19	46-27-9	101	.616	2018-19	25-11-5	55	2018-19	21-16-4	46
2017-18	45-27-10	100	.610	2017-18	25-13-3	53	2017-18	20-14-7	47
2016-17	46-29-7	99	.604	2016-17	26-11-4	56	2016-17	20-18-3	43
2015-16	46-30-6	98	.598	2015-16	18-20-3	39	2015-16*	28-10-3	59
2014-15	40-33-9	89	.543	2014-15	19-17-5	43	2014-15	21-16-4	46
2013-14	51-22-9	111	.677	2013-14	29-7-5	63	2013-14	22-15-4	48
2012-13	25-16-7	57	.594	2012-13	17-2-5	39	2012-13	8-14-2	18
2011-12	43-29-10	96	.585	2011-12	26-12-3	55	2011-12	17-17-7	41
2010-11	48-25-9	105	.640	2010-11	25-11-5	55	2010-11	23-14-4	50
2009-10	51-20-11	113	.689	2009-10	27-6-8	62	2009-10	24-14-3	51
2008-09*	53-18-11	117	.713	2008-09*	32-5-4	68	2008-09	21-13-7	49
2007-08	49-23-10	108	.659	2007-08	22-13-6	50	2007-08	27-10-4	58
2006-07	51-26-5	107	.652	2006-07	25-12-4	54	2006-07	26-14-1	53
2005-06	44-27-11	99	.604	2005-06	25-9-7	57	2005-06	19-18-4	42
2003-04	43-12-12-6	104	.634	2003-04	24-8-7-2	57	2003-04	19-13-5-4	47
2002-03	28-37-9-8	73	.445	2002-03	17-16-5-3	42	2002-03	11-21-4-5	31
2001-02	44-27-8-3	99	.604	2001-02	25-11-3-2	55	2001-02	19-16-5-1	44
2000-01	40-27-12-3	95	.579	2000-01	22-14-4-1	49	2000-01	18-13-8-2	46
1999-00	35-30-10-7	87	.530	1999-00	21-14-3-3	48	1999-00	14-16-7-4	39
1998-99	31-33-18	80	.488	1998-99	17-15-9	43	1998-99	14-18-9	37
1997-98	34-38-10	78	.476	1997-98	17-19-5	39	1997-98	17-19-5	39
1996-97	27-47-8	62	.378	1996-97	14-23-4	32	1996-97	13-24-4	30
1995-96	20-55-7	47	.287	1995-96	12-26-3	27	1995-96	8-29-4	20
1994-95	19-25-4	42	.438	1994-95	10-13-1	21	1994-95	9-12-3	21
1993-94	33-35-16	82	.488	1993-94	19-13-10	48	1993-94	14-22-6	34
1992-93	11-7-12	24	.143	1992-93	8-33-1	17	1992-93	3-38-1	7
1991-92	17-58-5	39	.244	1991-92	14-23-3	31	1991-92	3-35-2	8

*won Presidents' Trophy

*led NHL

*led NHL

TEAM STATISTICS BY SEASON



Franchise bests in bold

GOALS FOR			GOALS AGAINST			SHOTS FOR		
SEASON	GF	AVG	SEASON	GA	AVG	SEASON	SF	AVG
2023-24	180	2.20	2023-24	326	3.98	2023-24	2,069	25.2
2022-23	233	2.84	2022-23	315	3.84	2022-23	2,415	29.5
2021-22	211	2.57	2021-22	261	3.18	2021-22	2,400	29.3
2020-21	146	2.61	2020-21	196	3.50	2020-21	1,682	30.0
2019-20	180	2.57	2019-20	225	3.21	2019-20	2,101	30.0
2018-19	289	3.52	2018-19	258	3.15	2018-19	2,708	33.0
2017-18	247	3.01	2017-18	226	2.76	2017-18	2,702	33.0
2016-17	219	2.67	2016-17	200	2.44	2016-17	2,453	29.9
2015-16	237	2.89	2015-16	207	2.52	2015-16	2,491	30.4
2014-15	224	2.73	2014-15	226	2.76	2014-15	2,591	31.6
2013-14	239	2.91	2013-14	193	2.35	2013-14	2,851	34.8
2012-13	116	2.42	2012-13	112	2.33	2012-13	1,526	31.8
2011-12	219	2.67	2011-12	205	2.50	2011-12	2,773	33.8
2010-11	243	2.96	2010-11	208	2.54	2010-11	2,832	34.5
2009-10	257	3.13	2009-10	209	2.55	2009-10	2,602	31.7
2008-09	251	3.06	2008-09	199	2.43	2008-09	2,720	33.2
2007-08	216	2.63	2007-08	187	2.28	2007-08	2,428	29.6
2006-07	256	3.12	2006-07	197	2.40	2006-07	2,346	28.6
2005-06	265	3.23	2005-06	235	2.87	2005-06	2,483	30.3
2003-04	219	2.67	2003-04	183	2.23	2003-04	2,300	28.0
2002-03	214	2.61	2002-03	239	2.91	2002-03	2,303	28.1
2001-02	248	3.02	2001-02	199	2.43	2001-02	2,228	27.2
2000-01	217	2.65	2000-01	192	2.34	2000-01	2,267	27.6
1999-00	225	2.74	1999-00	214	2.61	1999-00	2,248	27.4
1998-99	196	2.39	1998-99	191	2.33	1998-99	2,143	26.1
1997-98	210	2.56	1997-98	216	2.63	1997-98	2,169	26.5
1996-97	211	2.57	1996-97	278	3.39	1996-97	2,360	28.8
1995-96	252	3.07	1995-96	357	4.35	1995-96	2,143	26.1
1994-95	129	2.69	1994-95	161	3.35	1994-95	1,152	24.0
1993-94	252	3.00	1993-94	265	3.15	1993-94	2,101	25.0
1992-93	218	2.60	1992-93	414	4.93	1992-93	2,384	28.4
1991-92	219	2.74	1991-92	359	4.49	1991-92	2,340	29.3

TEAM STATISTICS BY SEASON

Franchise bests in **bold**

SHOTS AGAINST			PENALTY MINUTES			POWER PLAY			
SEASON	SA	AVG	SEASON	PIM	AVG	SEASON	PPG	PP OPP	PCT
2023-24	2,881	35.1	2023-24	780	9:30	2023-24	42	208	20.2
2022-23	2,640	32.2	2022-23	667	8:08	2022-23	41	223	18.4
2021-22	2,624	32.0	2021-22	725	8:50	2021-22	41	216	19.0
2020-21	1,791	32.0	2020-21	514	9:10	2020-21	22	156	14.1
2019-20	2,140	30.6	2019-20	723	10:19	2019-20	33	189	17.5
2018-19	2,323	28.3	2018-19	749	9:08	2018-19	57	241	23.7
2017-18	2,488	30.3	2017-18	630	7:40	2017-18	53	257	20.6
2016-17	2,2696	27.7	2016-17	642	7:49	2016-17	41	246	16.7
2015-16	2,247	27.4	2015-16	727	8:51	2015-16	62	275	22.6
2014-15	2,436	29.7	2014-15	760	9:16	2014-15	55	254	21.7
2013-14	2,281	27.8	2013-14	737	8:59	2013-14	50	291	17.2
2012-13	1,390	29.0	2012-13	521	10:51	2012-13	34	169	20.1
2011-12	2,342	28.6	2011-12	785	9:34	2011-12	57	270	21.1
2010-11	2,369	28.9	2010-11	931	11:21	2010-11	68	289	23.5
2009-10	2,571	31.4	2009-10	1,155	14:05	2009-10	65	309	21.0
2008-09	2,228	27.2	2008-09	1,053	12:50	2008-09	87	360	24.2
2007-08	1,981	24.2	2007-08	1,075	13:06	2007-08	70	374	18.7
2006-07	2,149	26.2	2006-07	955	11:38	2006-07	92	410	22.4
2005-06	2,180	26.6	2005-06	1,058	12:54	2005-06	91	500	18.2
2003-04	2,373	28.9	2003-04	1,091	13:18	2003-04	56	337	16.6
2002-03	2,392	29.2	2002-03	1,112	13:33	2002-03	68	375	18.1
2001-02	2,335	28.5	2001-02	1,249	15:13	2001-02	58	369	15.7
2000-01	2,169	26.5	2000-01	1,364	16:38	2000-01	57	406	14.0
1999-00	2,357	28.7	1999-00	1,292	15:45	1999-00	62	377	16.5
1998-99	2,217	27.0	1998-99	1,423	17:21	1998-99	53	399	13.3
1997-98	2,020	24.6	1997-98	1,417	17:16	1997-98	54	400	13.5
1996-97	2,398	29.2	1996-97	2,085	25:25	1996-97	50	349	14.3
1995-96	2,716	33.1	1995-96	1,480	18:02	1995-96	62	385	16.1
1994-95	1,517	31.6	1994-95	840	17:30	1994-95	24	203	11.8
1993-94	2,389	28.4	1993-94	1,343	15:59	1993-94	68	424	16.0
1992-93	3,080	36.7	1992-93	2,134	25:24	1992-93	66	409	16.1
1991-92	2,900	36.3	1991-92	1,894	23:40	1991-92	64	374	17.1

TEAM STATISTICS BY SEASON

Franchise bests in **bold**

PENALTY KILL

SEASON	PPGA	TSH	PCT
2023-24	62	252	75.4
2022-23	43	244	82.4
2021-22	33	223	85.2
2020-21	36	184	80.4
2019-20	32	224	85.7
2018-19	45	234	80.8
2017-18	34	224	84.8
2016-17	41	212	80.7
2015-16	46	236	80.5
2014-15	48	223	78.5
2013-14	33	219	84.9
2012-13	22	147	85.0
2011-12	52	225	76.9
2010-11	56	274	79.6
2009-10	49	327	85.0
2008-09	51	306	83.3
2007-08	44	310	85.8
2006-07	55	330	83.3
2005-06	77	399	80.7
2003-04	47	319	85.3
2002-03	68	358	81.0
2001-02	54	381	85.8
2000-01	61	441	86.2
1999-00	61	372	83.6
1998-99	61	407	85.0
1997-98	59	398	85.2
1996-97	66	409	83.9
1995-96	93	397	76.6
1994-95	39	208	81.3
1993-94	77	360	78.6
1992-93	113	483	76.6
1991-92	89	407	78.1

SHORTHANDED GOALS

SEASON	SHGF	SHGA
2023-24	3	8
2022-23	4	13
2021-22	4	11
2020-21	5	4
2019-20	7	6
2018-19	9	9
2017-18	8	3
2016-17	7	6
2015-16	6	7
2014-15	4	5
2013-14	8	6
2012-13	3	4
2011-12	3	4
2010-11	6	7
2009-10	8	9
2008-09*	12	11
2007-08	7	9
2006-07	7	4
2005-06	10	11
2003-04	9	9
2002-03	5	10
2001-02	15	6
2000-01	8	10
1999-00	16	4
1998-99	8	4
1997-98	10	5
1996-97	9	11
1995-96	15	20
1994-95	6	5
1993-94	6	13
1992-93	13	15
1991-92	11	17

TEAM SHUTOUTS

SEASON	SO
2023-24	2
2022-23	4
2021-22	3
2020-21	2
2019-20	2
2018-19	5
2017-18	6
2016-17	3
2015-16	9
2014-15	8
2013-14	6
2012-13	5
2011-12	6
2010-11	6
2009-10	3
2008-09	9
2007-08	7
2006-07	11
2005-06	5
2003-04	11
2002-03	5
2001-02	9
2000-01	9
1999-00	5
1998-99	8
1997-98	7
1996-97	1
1995-96	0
1994-95	5
1993-94	3
1992-93	1
1991-92	0

SPECIAL TEAMS BY SEASON



POWER PLAY

SEASON	HOME			ROAD			TOTAL		
	PPG	ATT	PCT	PPG	ATT	PCT	PPG	ATT	PCT
2023-24	28	119	23.5	14	89	15.7	42	208	20.2
2022-23	23	117	19.7	18	106	17.0	41	223	18.4
2021-22	25	122	20.5	16	94	17.0	41	216	19.0
2020-21	10	79	12.7	12	77	15.6	22	156	14.1
2019-20	16	98	16.3	17	91	18.7	33	189	17.5
2018-19	26	114	22.8	31	127	24.4	57	241	23.7
2017-18	32	136	23.5	21	121	17.4	53	257	20.6
2016-17	23	126	18.3	18	120	15.0	41	246	16.7
2015-16	33	148	22.3	29	127	22.8	62	275	22.6
2014-15	30	126	23.8	25	128	19.5	55	254	21.7
2013-14	26	162	16.1	24	129	18.6	50	291	17.2
2012-13	21	82	25.6	13	87	14.9	34	169	20.1
2011-12	29	139	20.9	28	131	21.4	57	270	21.1
2010-11	41	153	26.8	27	136	19.9	68	289	23.5
2009-10	31	158	19.6	34	151	22.5	65	309	21.0
2008-09	41	197	20.8	46	163	28.2	87	360	24.2
2007-08	39	206	18.9	31	168	18.5	70	374	18.7
2006-07	53	223	23.8	39	187	20.9	92	410	22.4
2005-06	48	257	18.7	43	243	17.7	91	500	18.2
2003-04	29	172	16.9	27	165	16.4	56	337	16.6
2002-03	37	190	19.5	31	185	16.8	68	375	18.1
2001-02	35	195	18.0	23	174	13.2	58	369	15.7
2000-01	32	219	14.6	25	187	13.4	57	406	14.0
1999-00	34	204	16.7	28	173	16.2	62	377	16.5
1998-99	23	199	11.6	30	200	15.0	53	399	13.3
1997-98	26	219	11.9	28	181	15.5	54	400	13.5
1996-97	29	175	16.6	21	174	12.1	50	349	14.3
1995-96	30	199	15.1	32	186	17.2	62	385	16.1
1994-95	14	114	12.3	10	89	11.2	24	203	11.8
1993-94	38	236	16.1	30	188	16.0	68	424	16.0
1992-93	41	225	18.2	25	184	13.6	66	409	16.1
1991-92	36	204	17.7	28	170	16.5	64	374	17.1
TOTALS	951	5,194	18.3	810	4,642	17.5	1,761	9,836	17.9

SPECIAL TEAMS BY SEASON



PENALTY KILL									
HOME			ROAD			TOTAL			
SEASON	PPGA	TSH	PCT	PPGA	TSH	PCT	PPGA	TSH	PCT
2023-24	35	129	72.9	27	123	78.1	62	252	75.4
2022-23	20	111	82.0	23	133	82.7	43	244	82.4
2021-22	16	108	85.2	17	115	85.2	33	223	85.2
2020-21	14	81	82.7	22	103	78.6	36	184	80.4
2019-20	13	108	88.0	19	116	83.6	32	224	85.7
2018-19	19	110	82.7	26	124	79.0	45	234	80.8
2017-18	12	105	88.6	22	119	81.5	34	224	84.8
2016-17	20	99	79.8	21	113	81.4	41	212	80.7
2015-16	26	115	77.4	20	121	83.5	46	236	80.5
2014-15	22	107	79.4	26	116	77.6	48	223	78.5
2013-14	16	122	86.9	17	97	82.5	33	219	84.9
2012-13	8	64	87.5	14	83	83.1	22	147	85
2011-12	28	105	73.3	24	120	80.0	52	225	76.9
2010-11	26	124	79.0	30	150	80.0	56	274	79.6
2009-10	22	151	85.4	27	176	84.7	49	327	85
2008-09	20	135	85.2	31	171	81.9	51	306	83.3
2007-08	27	149	81.9	17	161	89.4	44	310	85.8
2006-07	23	167	86.2	32	163	80.4	55	330	83.3
2005-06	36	196	81.6	41	203	79.8	77	399	80.7
2003-04	13	145	91.0	34	174	80.5	47	319	85.3
2002-03	34	169	79.9	34	189	82.0	68	358	81
2001-02	22	170	87.1	32	211	84.8	54	381	85.8
2000-01	34	197	82.7	27	244	88.9	61	441	86.2
1999-00	31	188	83.5	30	184	83.7	61	372	83.6
1998-99	27	215	87.4	34	192	82.3	61	407	85
1997-98	32	191	83.3	27	207	87.0	59	398	85.2
1996-97	33	189	82.5	33	220	85.0	66	409	83.9
1995-96	45	191	76.4	48	206	76.7	93	397	76.6
1994-95	17	96	82.3	22	112	80.4	39	208	81.3
1993-94	40	181	77.9	37	179	79.3	77	360	78.6
1992-93	58	231	74.9	55	252	78.2	113	483	76.6
1991-92	35	211	83.4	54	196	72.5	89	407	78.1
TOTALS	789	4,531	82.6	896	4,950	81.9	1,685	9,481	82.2

OVERTIME RECORD BY OPPONENT



Teams receive two points for either an overtime or shootout win and one point for either an overtime or shootout loss.

2005-06 - PRESENT

TEAM	HOME						ROAD						TOTAL					
	GP	W	L	SOW	SOL	PTS	GP	W	L	SOW	SOL	PTS	GP	W	L	SOW	SOL	PTS
ANA	9	1	1	3	4	13	17	3	7	4	3	24	26	4	8	7	7	37
ARI	18	3	2	5	8	26	7	1	2	4	0	12	25	4	4	9	8	38
BOS	3	0	2	0	1	3	0	0	0	0	0	0	3	0	2	0	1	3
BUF	1	0	0	0	1	1	5	1	3	0	1	6	6	1	3	0	2	7
CAR	4	2	1	0	1	6	3	0	1	0	2	3	7	2	2	0	3	9
CBJ	3	1	2	0	0	4	4	0	2	2	0	6	7	1	4	2	0	10
CGY	8	0	4	3	1	11	5	2	1	1	1	8	13	2	5	4	2	19
CHI	7	2	2	2	1	11	9	1	3	2	3	12	16	3	5	4	4	23
COL	8	1	2	4	1	13	7	0	4	1	2	8	15	1	6	5	3	21
DAL	12	3	1	1	7	16	9	3	2	1	3	13	21	6	3	2	10	29
DET	4	2	0	1	1	7	8	1	2	3	2	12	12	3	2	4	3	19
EDM	9	1	2	2	4	12	10	1	4	2	3	13	19	2	6	4	7	25
FLA	5	0	3	0	2	5	2	0	1	1	0	3	7	0	4	1	2	8
LAK	12	1	5	5	1	18	12	4	1	4	3	20	24	5	6	9	4	38
MIN	6	1	2	2	1	9	9	2	3	2	2	13	15	3	5	4	3	22
MTL	2	0	0	1	1	3	0	0	0	0	0	0	2	0	0	1	1	3
NJD	3	1	0	0	2	4	2	0	0	2	0	4	5	1	0	2	2	8
NSH	10	3	2	3	2	16	4	1	2	1	0	6	14	4	4	4	2	22
NYI	4	1	0	2	1	7	4	3	0	0	1	7	8	4	0	2	2	14
NYR	4	2	0	0	2	6	2	1	1	0	0	3	6	3	1	0	2	9
OTT	3	1	1	0	1	4	2	0	1	1	0	3	5	1	2	1	1	7
PHI	4	3	1	0	0	7	6	2	1	3	0	11	10	5	2	3	0	18
PIT	3	0	1	2	0	5	5	2	0	1	2	8	8	2	1	3	2	13
SEA	1	0	1	0	0	1	0	0	0	0	0	0	1	0	1	0	0	1
STL	11	6	1	1	3	18	4	0	2	1	1	5	15	6	3	2	4	23
TBL	0	0	0	0	0	0	3	1	2	0	0	4	3	1	2	0	0	4
TOR	1	1	0	0	0	2	3	1	0	1	1	5	4	2	0	1	1	7
VAN	9	2	6	0	1	11	6	2	1	3	0	11	15	4	7	3	1	22
VGK	4	3	1	0	0	7	5	1	1	1	2	7	9	4	2	1	2	14
WSH	2	0	1	0	1	2	5	1	1	3	0	9	7	1	2	3	1	11
WPG	2	1	1	0	0	3	3	2	0	0	1	5	5	3	1	0	1	8
TOTAL	172	42	45	37	48	251	161	36	48	44	33	241	333	78	93	81	81	492

OVERTIME RECORD BY OPPONENT



Teams receive two points for an overtime win and one point for either an overtime loss or tie.

1999-00 - 2003-04															
TEAM	GP	HOME				ROAD					TOTAL				
		W	L	T	PTS	GP	W	L	T	PTS	GP	W	L	T	PTS
ANA	2	1	1	0	3	2	0	1	1	2	4	1	2	1	5
ATL	1	0	0	1	1	2	0	1	1	2	3	0	1	2	3
BOS	0	0	0	0	0	1	0	0	1	1	1	0	0	1	1
BUF	1	0	0	1	1	0	0	0	0	0	1	0	0	1	1
CAR	0	0	0	0	0	0	0	0	0	0	0	0	0	0	0
CBJ	2	1	1	0	3	1	1	0	0	2	3	2	1	0	5
CGY	2	0	0	2	2	3	0	1	2	3	5	0	1	4	5
CHI	5	1	1	3	6	3	1	2	0	4	8	2	3	3	10
COL	1	0	0	1	1	4	1	0	3	5	5	1	0	4	6
DAL	4	1	2	1	5	2	0	0	2	2	6	1	2	3	7
DET	2	0	1	1	2	2	0	1	1	2	4	0	2	2	4
EDM	5	2	0	3	7	4	0	0	4	4	9	2	0	7	11
FLA	0	0	0	0	0	1	0	0	1	1	1	0	0	1	1
LA	3	3	0	0	6	5	0	2	3	5	8	3	2	3	11
MIN	1	0	0	1	1	2	0	1	1	2	3	0	1	2	3
MTL	2	1	1	0	3	0	0	0	0	0	2	1	1	0	3
NJ	2	1	1	0	3	1	0	1	0	1	3	1	2	0	4
NSH	1	0	0	1	1	2	0	1	1	2	3	0	1	2	3
NYI	1	0	1	0	1	1	0	0	1	1	2	0	1	1	2
NYR	1	0	0	1	1	1	0	1	0	1	2	0	1	1	2
OTT	0	0	0	0	0	0	0	0	0	0	0	0	0	0	0
PHI	1	0	0	1	1	1	0	0	1	1	2	0	0	2	2
PHX	3	0	1	2	3	3	2	1	0	5	6	2	2	2	8
PIT	1	0	0	1	1	0	0	0	0	0	1	0	0	1	1
STL	1	0	1	0	1	3	1	1	1	4	4	1	2	1	5
TB	1	0	0	1	1	2	0	1	1	2	3	0	1	2	3
TOR	1	0	0	1	1	1	0	0	1	1	2	0	0	2	2
VAN	0	0	0	0	0	4	0	1	3	4	4	0	1	3	4
WAS	0	0	0	0	0	0	0	0	0	0	0	0	0	0	0
TOTAL	44	11	11	22	55	51	6	16	29	57	95	17	27	51	112

OVERTIME RECORD BY OPPONENT




Teams receive two points for an overtime win, one point for a tie and zero points for an overtime loss.

1991-92 - 1998-99

TEAM	HOME					ROAD					TOTAL				
	GP	W	L	T	PTS	GP	W	L	T	PTS	GP	W	L	T	PTS
ANA	2	0	0	2	2	2	1	0	1	3	4	1	0	3	5
ATL	0	0	0	0	0	0	0	0	0	0	0	0	0	0	0
BOS	2	0	0	2	2	2	0	0	2	2	4	0	0	4	4
BUF	3	0	0	3	3	0	0	0	0	0	3	0	0	3	3
CAR	0	0	0	0	0	0	0	0	0	0	0	0	0	0	0
CBJ	0	0	0	0	0	0	0	0	0	0	0	0	0	0	0
CGY	3	0	1	2	2	5	2	1	2	6	8	2	2	4	8
CHI	0	0	0	0	0	2	0	0	2	2	2	0	0	2	2
COL	3	1	2	0	2	1	0	0	1	1	4	1	2	1	3
DAL	0	0	0	0	0	2	0	0	2	2	2	0	0	2	2
DET	2	0	0	2	2	0	0	0	0	0	2	0	0	2	2
EDM	3	0	1	2	2	3	0	0	3	3	6	0	1	5	5
FLA	2	0	0	2	2	4	0	0	4	4	6	0	0	6	6
LA	6	1	2	3	5	2	1	0	1	3	8	2	2	4	8
MIN	0	0	0	0	0	0	0	0	0	0	0	0	0	0	0
MTL	4	1	1	2	4	2	0	0	2	2	6	1	1	4	6
NJ	1	0	0	1	1	1	0	0	1	1	2	0	0	2	2
NSH	0	0	0	0	0	0	0	0	0	0	0	0	0	0	0
NYI	1	0	0	1	1	2	1	0	1	3	3	1	0	2	4
NYR	1	0	0	1	1	4	1	2	1	3	5	1	2	2	4
OTT	1	1	0	0	2	4	0	0	4	4	5	1	0	4	6
PHI	2	0	1	1	1	2	1	0	1	3	4	1	1	2	4
PHX	5	2	1	2	6	4	0	1	3	3	9	2	2	5	9
PIT	1	0	0	1	1	1	0	0	1	1	2	0	0	2	2
STL	1	0	0	1	1	0	0	0	0	0	1	0	0	1	1
TB	1	0	1	0	0	0	0	0	0	0	1	0	1	0	0
TOR	2	0	0	2	2	1	0	0	1	1	3	0	0	3	3
VAN	5	0	0	5	5	2	0	1	1	1	7	0	1	6	6
WAS	1	0	0	1	1	0	0	0	0	0	1	0	0	1	1
TOTAL	52	6	10	36	48	46	7	5	34	48	98	13	15	70	96

SHARKS HEAD COACHES



George Kingston



Kevin Constantine



Jim Wiley



Al Sims



Darryl Sutter



Ron Wilson




Todd McLellan




Peter DeBoer



Bob Boughner



David Quinn



Ryan Warsofsky

NAME	GAMES COACHED	RECORD	POINTS PCT	SEASONS
Ryan Warsofsky	0	0-0-0	.000	2024 - present
David Quinn	164	41-98-25	.326	2022-24
Bob Boughner*	175	67-85-23	.449	2019-21
Peter DeBoer	361	198-129-34	.596	2015-20
Todd McLellan	540	311-163-66	.637	2008-15
Ron Wilson	385	206-122-57	.609	2002-08
Cap Raeder^	1	1-0-0-0	1.000	2002-03
Darryl Sutter	434	192-167-75	.529	1997-03
Al Sims	82	27-47-8	.378	1996-97
Jim Wiley	57	17-37-3	.325	1995-96
Kevin Constantine	157	55-78-24	.427	1993-96
George Kingston	164	28-129-7	.192	1991-93

*Bob Boughner served as interim head coach from Dec. 12, 2019 - March 11, 2020

^Cap Raeder served as interim head coach for the Dec. 3, 2003 game at Phoenix, a 3-2 overtime win

ALL-TIME ASSISTANT COACHES

SEASON	ASSISTANT COACHES
2024-current	Brian Wiseman Doug Houda Jeff Ulmer Thomas Speer (NHL Goaltending Coach) Nick Gialdini (Video Coach) Cody Ward (Assistant Video Coach)
2022-24	Scott Gordon Brian Wiseman Ryan Warsofsky Thomas Speer (NHL Goaltending Coach) Nick Gialdini (Video Coach) Cody Ward (Assistant Video Coach)
2021-22	John Madden John MacLean Evgeni Nabokov (goaltending) Dan Darrow (video) Mike Ricci (development)
2019-21	Steve Spott Bob Boughner Dave Barr Johan Hedberg (assistant/goaltending coach) Roy Sommer (Associate Coach) Mike Ricci (Scout & Development Coach - Forward) Bryan Marchment (Scout & Development Coach - Defense) Evgeni Nabokov (Scout & Development Coach - Goaltender)
2017-19	Steve Spott Rob Zettler Dave Barr Mike Ricci (Scout & Development Coach - Forward) Bryan Marchment (Scout & Development Coach - Defense) Evgeni Nabokov (Scout & Development Coach - Goaltender)
2015-17	Bob Boughner Steve Spott Johan Hedberg (assistant/goaltending coach) Mike Ricci (Development Coach) Evgeni Nabokov (Goaltending Development Coach)
2012-15	Larry Robinson (Associate Coach) Jim Johnson Jay Woodcroft Mike Ricci (Development Coach) Corey Schwab (Goaltending Coach)
2011-12	Matt Shaw Jay Woodcroft Mike Ricci (Development Coach) Corey Schwab (Goaltending Coach)

SEASON	ASSISTANT COACHES
2009-11	Trent Yawney Matt Shaw Jay Woodcroft Mike Ricci (Development Coach) Corey Schwab (Goaltending Coach)
2008-09	Trent Yawney Todd Richards Jay Woodcroft Mike Ricci (Development Coach) Corey Schwab (Goaltending Coach)
2007-08	Tim Hunter Rob Zettler
2002-07	Tim Hunter Rob Zettler Warren Strelow (Goaltending Coach)
2001-02	Rich Preston Lorne Molleken Warren Strelow (Goaltending Coach)
2000-01	Rich Preston Cap Raeder Warren Strelow (Goaltending Coach; served as goaltending consultant from 1997-00)
1998-00	Paul Baxter Bob Berry
1997-98	Roy Sommer Paul Baxter
1996-97	Wayne Cashman Roy Sommer
1995-96	Wayne Thomas (Assistant Coach, Assistant to Director of Hockey Operations) Drew Remenda (assigned to Kansas City development team, Oct. 10, 1995) Vasily Tikhonov (assigned to Kansas City development team, Oct. 10, 1995) Jim Wiley (promoted from Kansas City development team, Oct. 10, 1995) Mark Kaufman (promoted from Kansas City development team, Oct. 10, 1995)
1993-95	Wayne Thomas (Assistant Coach, Assistant to Director of Hockey Operations) Vasily Tikhonov Drew Remenda
1991-93	Bob Murdoch Drew Remenda

SHARKS GENERAL MANAGERS

NAME	SEASONS
Mike Grier	2022 - present
Joe Will*	2021-22
Doug Wilson	2003-22
Dean Lombardi	1996-03
Chuck Grillo (Vice President, Director of Player Personnel)	1992-96
Jack Ferreira	1991-92

*Served as Interim General Manager from April 7, 2022 through July 5, 2022

SHARKS CAPTAINS

NAME	SEASONS
Logan Couture	2019-present
Joe Pavelski	2015-19
Joe Thornton	2010-14
Rob Blake	2009-10
Patrick Marleau	2004-09
Alyn McCauley*	2003*
Mike Ricci*	2003*
Vincent Damphousse*	2003*
Owen Nolan	1998-03
Todd Gill	1996-98
Jeff Odgers	1995-96
Bob Errey	1993-95
Doug Wilson	1991-93

*Served as captain for portion of season as part of rotating captaincy plan

ALL-TIME ATTENDANCE

SEASON	HOME GAMES	TOTAL	AVERAGE	% OF CAPACITY	SELLOUTS	CAPACITY
2023-24	41	582,734	14,213	81.5%	11	17,435
2022-23*	40	555,940	13,899	79.1	9	17,562
2021-22	41	515,176	12,565	71.5	1	17,562
2020-21+	28	--	--	--	--	N/A
2019-20°	36	591,193	16,422	93.5	7	17,562
2018-19	41	707,909	17,266	98.3	15	17,562
2017-18	41	711,988	17,366	98.9	19	17,562
2016-17	41	717,833	17,508	99.7	26	17,562
2015-16~	41	686,623	16,747	95.4	13	17,562
2014-15^	41	767,012	17,420	99.3	24	17,562^
2013-14	41	720,042	17,562	100.0	41	17,562
2012-13#	24	421,488	17,562	100.0	24	17,562
2011-12	41	720,042	17,562	100.0	41	17,562
2010-11	40	702,480	17,562	100.0	40	17,562
2009-10!	41	719,904	17,559	99.9	40	17,562
2008-09	41	717,023	17,488	99.9	40	17,496
2007-08	41	713,863	17,411	99.5	31	17,496
2006-07	41	714,316	17,422	99.6	36	17,496
2005-06	41	690,095	16,831	96.2	21	17,496
2003-04	41	649,261	15,836	90.5	10	17,496
2002-03	41	711,386	17,350	99.2	26	17,496
2001-02	41	714,357	17,423	99.6	33	17,496
2000-01@	41	716,196	17,468	99.9	35	17,496
1999-00	41	708,925	17,291	98.8	32	17,483
1998-99*	40	685,929	17,148	98.1	23	17,483
1997-98	41	701,164	17,101	97.8	20	17,483
1996-97\$	41	714,238	17,420	99.9	38	17,442
1995-96	41	704,790	17,190	100.0	41	17,190
1994-95#	24	412,560	17,190	100.0	24	17,190
1993-94*	41	680,407	16,595	96.5	28	17,190
1992-93*&	41	452,849	11,045	99.6	34	11,089
1991-92&	40	435,520	10,888	100.0	40	10,888

*one neutral site game as designated home team not counted in totals

+fans not permitted to attend due to the COVID-19 pandemic

°shortened season due to COVID-19 pandemic

~attendance figures include Stadium Series game at Levi's Stadium

^attendance figures do NOT include Stadium Series game at Levi's Stadium

#shortened schedule due to labor stoppage

!capacity increased from 17,496 to 17,562

@capacity increased from 17,442 to 17,496

\$capacity increased from 17,190 to 17,442 after first home game

&seasons played at Cow Palace in Daly City, Calif.

SHARKS IN THE NHL ALL-STAR GAME

SEASON	HOST	SKATER(S)	G	A	PTS	NOTES
2023-24	Toronto	Tomáš Hertl	1	1	2	Beat Team MacKinnon, 4-3 Lost to Team McDavid, 7-4
2022-23	Florida	Erik Karlsson	1	1	2	Seventh career appearance Lost to Central 6-4 in Semifinal
2021-22	Vegas	Timo Meier	1	1	2	First career appearance Lost to Metropolitan 6-4 in Semifinal
2020-21	NO ALL-STAR GAME					
2019-20	St. Louis	Tomáš Hertl	5	0	5	Hertl replaced injured Logan Couture Beat Team Atlantic in Final 5-4
2018-19	San Jose	Brent Burns Erik Karlsson Joe Pavelski	1 2 0	1 0 2	2 2 2	Lost to Central 10-4 in West Game
2017-18	Tampa Bay	Brent Burns	1 (1,0)	2 (1,1)	3 (2,1)	Beat Central 5-2 in West Game Beat Atlantic 5-2 in Final
2016-17	Los Angeles	Brent Burns Joe Pavelski	1 (1,0) 2 (1,1)	1 (1,0) 1 (1,0)	2 (2,0) 3 (2,1)	Beat Central 10-3 in West Game Lost to Metropolitan 3-4 in Final
2015-16	Nashville	Brent Burns Joe Pavelski	0 1 (1,0)	4 (3,1) 1 (1,0)	4 (3,1) 2 (2,0)	Beat Central 9-6 in West Game Beat Atlantic 1-0 in Final
2014-15	Columbus	Joe Pavelski	1 (1,0)	1 (1,0)	2 (2,0)	Beat Atlantic 1-0 in Final
2013-14	NO ALL-STAR GAME DUE TO PARTICIPATION IN WINTER OLYMPICS					
2012-13	NO ALL-STAR GAME					
2011-12	Ottawa	Logan Couture	0	1	1	Drafted by Team Alfredsson, last selection in the draft and won a car
2010-11	Carolina	Dan Boyle	0	1	1	Drafted by Team Staal
2009-10	NO ALL-STAR GAME DUE TO PARTICIPATION IN WINTER OLYMPICS					
2008-09	Montreal	Joe Thornton Dan Boyle Patrick Marleau	0 1 1	3 1 2	3 2 3	Sixth consecutive appearance First career appearance Third career appearance
2007-08	Atlanta	Joe Thornton	0	1	1	Fifth consecutive appearance
2006-07	Dallas	Joe Thornton Jonathan Cheechoo Patrick Marleau	0 0 1	0 1 0	0 1 1	Voted to starting lineup Voted to starting lineup Second Fastest Skater in skills comp.
2005-06	NO ALL-STAR GAME DUE TO PARTICIPATION IN WINTER OLYMPICS					
2004-05	NO ALL-STAR GAME					
2003-04	Minnesota	Patrick Marleau	0	0	0	First career appearance
2002-03	Florida	Teemu Selanne	0	0	0	Voted to starting lineup
2001-02	Los Angeles	Teemu Selanne Owen Nolan Vincent Damphousse	2 0 1	0 0 2	2 0 3	Voted to starting lineup, one of two players with two goals Voted to starting lineup Voted to starting lineup, scored opening goal
2000-01	Colorado***	Marcus Ragnarsson	0	0	0	Led World Team in ice time (21:04)
1999-00	Toronto	Owen Nolan				
1998-99	Tampa Bay	Marco Sturm				
1997-96	Vancouver	None selected				
1996-97	San Jose**	Owen Nolan Tony Granato	3 0	0 0	3 0	Led West in goals Named starter
1995-96	Boston	Owen Nolan	0	0	0	Second career appearance
1994-95	NO ALL-STAR GAME					
1993-94	N.Y. Rangers	Sandis Ozolinsh	2	1	3	Led Western Conference in scoring
1992-93	Montreal*	Kelly Kisio	1	1	2	First career appearance
1991-92	Philadelphia	Doug Wilson	0	0	0	Seventh career appearance

SEASON	HOST	GOALTENDER	MIN	GA	SVS	NOTES
2016-17	Los Angeles	Martin Jones	20 (10,10)	4 (2,2)	12 (7,5)	
2007-08	Atlanta	Evgeni Nabokov	20	0	8	First goalie to stop all shots in a period since Nikolai Khabibulin in 2002
2000-01	Colorado	Evgeni Nabokov	20	5	11	Finished 2nd in NHL Skills Competition
1993-94	N.Y. Rangers	Arturs Irbe	20	2	16	Stopped 16 of 18 shots

SEASON	HOST	COACH	NOTES
2016-17	Los Angeles	Peter DeBoer	First All-Star appearance
2011-12	Atlanta	Todd McLellan	12-9 L; sons helped form team's lines
2008-09	Colorado	Todd McLellan	12-11 SO loss; second first-year coach in All-Star Game

*Pat Falloon was selected to play in 1992-93, but was unable to participate due to injury

**Tony Granato was the Commissioner's Special Selection from the Western Conference, named starter for Joe Sakic (COL, injured)

***Vincent Damphousse was selected to play in 2000-01 but was unable to participate due to injury

SHARKS IN THE OLYMPICS

YEAR	HOST	SKATERS	GP	G	A	PTS	COUNTRY
2014	Sochi, Russia	Joe Pavelski	6	1	4	5	USA
		Patrick Marleau	6	0	4	4	Canada
		Marc-Edouard Vlasic	6	0	0	0	Canada
2010	Vancouver, Canada	Dany Heatley	7	4	3	7	Canada
		Dan Boyle	7	1	5	6	Canada
		Patrick Marleau	7	2	3	5	Canada
		Joe Pavelski	7	0	3	3	USA
		Joe Thornton	7	1	1	2	Canada
		Douglas Murray	4	0	0	0	Sweden
2006	Torino, Italy	Joe Thornton	6	1	2	3	Canada
		Christian Ehrhoff	5	1	1	2	Germany
		Marcel Goc	5	1	0	1	Germany
		Ville Nieminen	8	0	1	1	Finland
2002	Salt Lake City, USA	Niklas Sundstrom	4	1	3	4	Sweden
		Teemu Selanne	4	3	0	3	Finland
		Owen Nolan	6	0	3	3	Canada
		Marcus Ragnarsson	4	0	2	2	Sweden
		Marco Sturm	5	0	1	1	Germany
		Gary Suter	6	0	1	1	USA
		Christian Ehrhoff*	7	0	0	0	Germany

YEAR	HOST	GOALTENDER(S)	GP	SV%	GAA	SO	COUNTRY
2014	Sochi, Russia	Antti Niemi	0	.000	0.00	0	Finland
2010	Vancouver, Canada	Thomas Greiss	3	.815	5.03	0	Germany
		Evgeni Nabokov	3	.853	4.16	0	Russia
2006	Torino, Italy	Evgeni Nabokov	6	.940	1.34	3	Russia
		Thomas Greiss**	1	.875	5.00	0	Germany

*Ehrhoff was a Sharks prospect playing in Germany at time of Olympics

**Greiss was a Sharks prospect playing in Germany at time of Olympics



Patrick Marleau, Joe Thornton, Dany Heatley and Dan Boyle celebrate Canada's Gold Medal in the 2010 Olympics.

NHL AWARDS



Erik Karlsson

JAMES NORRIS MEMORIAL TROPHY

2022-23	Erik Karlsson	Became the second-ever Shark to win the award, coming on the heels of posting the NHL's first 100-point season by a defenseman since Brian Leetch in 1991-92. Karlsson led defensemen with 25 goals and 76 assists, set a team record with a 14-game point streak and became just the ninth-ever defenseman to claim three or more Norris nods in his career. Adam Fox (NYR) and Cale Makar (COL) were the other finalists.
2016-17	Brent Burns	Became the first Sharks defenseman to win the award after leading NHL defensemen in goals (29) and points (76), edging Erik Karlsson (OTT) and Victor Hedman (TBL) as the other finalists.

HART MEMORIAL TROPHY

2005-06	Joe Thornton	Led the league with 125 points (29 goals, 96 assists) in 81 games played. Jaromir Jagr (NYR) and Miikka Kiprusoff (CGY) were the other finalists.
---------	--------------	---

ART ROSS TROPHY

2005-06	Joe Thornton	Led the NHL with 125 points (29 goals, 96 assists) in 81 games played.
---------	--------------	--

MAURICE "ROCKET" RICHARD TROPHY

2005-06	Jonathan Cheechoo	Led the NHL and set a career high with 56 goals. He also led the NHL in divisional goals, game-winning goals and home goals.
---------	-------------------	--

CALDER MEMORIAL TROPHY

2000-01	Evgeni Nabokov	Led rookie goaltenders in games played (66), minutes (3,700), wins (32), shots faced (1,582) and shutouts (6). Finished third among the group in GAA (2.19) and SV% (.915). Named NHL Player of the Week for Jan. 22-28 and NHL Rookie of the Month for November and December 2000. Was the first NHL goaltender to post 20 wins in the season. Finished fourth in Vezina Trophy voting.
---------	----------------	--

BILL MASTERTON MEMORIAL TROPHY

1996-97	Tony Granato	76 GP, 25-15=40 pts., two hat tricks, started in All-Star Game, returned from February 1996 brain surgery.
---------	--------------	--

FIRST TEAM NHL ALL-STAR

2022-23	Erik Karlsson	Led league defensemen with 159 first-place votes and 873 overall voting points en route to his fifth-career First-Team All-Star nod, the most among active defensemen. Karlsson led league blue-liners in points (101), goals (26) and assists (75) and earned three NHL Three Stars of the Week nods throughout the season.
2018-19	Brent Burns	Finished second among league defensemen in voting with 65 first-place votes en route to his second nomination. Burns led all NHL defensemen in assists (67) and points (83) in 2018-19, recording the most points by a defenseman since Brian Leetch in the 1995-96 season.
2016-17	Brent Burns	Led the League in first place votes with 155 to earn his first, First Team NHL All-Star nod after being the only defenseman ranked in the top-15 (ranked 9th) in scoring with 76 points on the year.
2007-08	Evgeni Nabokov	Led NHL in wins (46) and tied for third in GAA (2.14).
2005-06	Joe Thornton	Led the league with 125 points (29 goals, 96 assists) and won the Art Ross and Hart Memorial trophies.

NHL AWARDS

SECOND TEAM NHL ALL-STAR

2015-16	Brent Burns	Set Sharks franchise record for most goals (27), assists (48) and points (75) by a defenseman in a single season as well as most shots on goal by a Sharks skater (353) in a single season.
	Joe Thornton	Led the Sharks in assists (63) and points (82) while becoming the 33rd player in league history to record 1,300 career points.
2013-14	Joe Pavelski	Finished third in the NHL in goals (41) and tied for eighth in points (79).
2008-09	Dan Boyle	Finished sixth among NHL defensemen with 57 points.
2007-08	Joe Thornton	Led the NHL in assists (67) for the third consecutive season.
	Brian Campbell	Finished fifth among NHL defensemen with 62 points.

NHL ALL-ROOKIE TEAM

2010-11	Logan Couture	Led all rookies in game-winning goals, power-play goals, shots and faceoff wins, finished second in goals and points and was fifth in plus-minus.
2006-07	Matt Carle	Led all rookie defensemen and finished sixth among all NHL rookies in points (42), set several franchise rookie highs including goals and points by a defenseman and power play goals by any first-year skater.
	Marc-Edouard Vlasic	Joined Matt Carle on the All-Rookie Team to become the second set of defensive teammates to be named in the same season, joining Detroit's Niklas Lidstrom and Vladimir Konstantinov (1991-92). Youngest defenseman in the NHL in 2006-07. His 23 assists were tied for seventh among all rookies and placed him sixth on the Sharks all-time single season list for rookies.
2000-01	Evgeni Nabokov	First among rookie goaltenders in games played (66), minutes (3,700), wins (32), shots faced (1,582) and shutouts (six). Finished third among the group in GAA (2.19) and SV% (.915). Named NHL Player of the Week for Jan. 22-28 and NHL Rookie of the Month for November and December 2000. Was the first NHL goaltender to post 20 wins in the season. Finished fourth in Vezina Trophy voting.
1999-00	Brad Stuart	82 GP, 36 points (10 goals, 26 assists). First in scoring among team defensemen, seventh overall among rookie scorers, first among rookie defensemen.
1994-95	Jeff Friesen	48 GP, 25 points (15 goals, 10 assists), team-high five power play goals.

NHL FOUNDATION AWARD

2014-15	Brent Burns	The NHL Foundation presents \$25,000 to the winner's chosen charitable organization. Burns selected two beneficiaries: Defending the Blue Line and Folds of Honor.
---------	-------------	--

NHL PLAYER OF THE MONTH

Feb. 2020	Logan Couture	Named Honda West Star of the Month for January, recording 12 points (eight goals, four assists) in 10 games and was tied for first in even-strength goals (8), points and ranked fourth in the NHL with eight goals all of which were at even strength (T-1st). He collected points in eight of his 10 outings, including goals in seven of those contests as well as a pair of game-winning tallies: Feb. 15 vs. ANA (1g, 1a) and Feb. 20 at STL (2g, 0a).
Jan. 2017	Brent Burns	Named Third Star for January, recording 18 points (six goals, 12 assists) in 14 games to go along with a plus-3 rating and a game-winning goal. He paced all defenseman in goals, assists and points, with the next defenseman gather 12 points. He collected at least one point in 10 of his 14 contests, which included six multi-point performances.
March 2016	Brent Burns	Named Third Star for March, recording 19 points (six goals, 13 assists) in 16 games, ranking tied for second in both assists and points. He collected at least one point in 12 of the 16 games, which included seven multi-point performances (three to end the month).
Jan. 2014	Joe Pavelski	Named Third Star for January, registering 16 points (12 goals, four assists) in 15 games, including a league-leading 12 goals during the month. Notched his first NHL hat trick on 1/18 at TBL, scoring all three goals in a span of 6:12 during the second period.
Oct. 2013	Antti Niemi	Named Third Star for October, posting a 9-1-2 record, 1.72 GAA, .924 SV% and two shutouts.
Jan. 2013	Patrick Marleau	Named Second Star for January after posting 14 points (nine goals, five assists) in seven games. Became the second player in NHL history and first since Ottawa's Cy Denneny in 1917-18 to record four consecutive multi-goal games to begin a season.
Feb. 2011	Antti Niemi	Named Third Star for October after posting a 9-1-2 record, 1.72 GAA, .924 SV% and two shutouts.
Nov. 2009	Joe Thornton	Named Second Star for November after registering 20 points (four goals, 16 assists) in 14 games.
Dec. 2007	Evgeni Nabokov	Named Third Star of December after going 10-4-1 with two shutouts, a 1.96 GAA and .925 SV%.
Mar. 2007	Joe Thornton	Named Second Star for March after leading all NHL skaters with 24 points, including five goals and 19 assists in 14 games.
Feb. 2004	Evgeni Nabokov	Named Player of the Month after going 8-2-0 with a 1.75 GAA, .934 SV% and three shutouts, also earning Defensive Player of the Month honors.
Feb. 2002	Evgeni Nabokov	Named Player of the Month after going 6-0-0 with a 1.17 GAA, .952 SV% and two shutouts, the first-ever Shark to earn Player of the Month.

NHL AWARDS

NHL ROOKIE OF THE MONTH

Oct. 2013	Tomáš Hertl	13 GP, 11 PTS (8G, 3A) (four-goal game on 10/8 vs. NYR)
Dec. 2010	Logan Couture	15 GP, 14 PTS (10G, 4A), +7
Jan. 2007	Ryane Clowe	11 GP, 16 PTS (9G, 7A)
Dec. 2000	Evgeni Nabokov	7-2-2, 2.11 GAA, .924 SV%, 2 SO
Nov. 2000	Evgeni Nabokov	8-2-1, 1.96 GAA, .925 SV%, 1 SO
Nov. 1997	Marco Sturm	15 GP, 10 PTS (3G, 7A)
Dec. 1992	Rob Gaudreau	14 GP, 19 PTS (14G, 5A); recorded first two Sharks hat tricks on 12/3, 12/12

NHL PLAYER OF THE WEEK

Dec. 4-Dec. 10, 2023	Tomáš Hertl	3 GP; 5-1=6 (Second Star)
Feb. 6-Feb. 12, 2023	Erik Karlsson	3GP; 2-5=7; fastest defenseman to 70 assists (53 GP) since 1988-89 (Second Star)
Dec. 26-Jan. 1, 2023	Erik Karlsson	3GP; 0-7=7; extended assist streak to 13 games at the time (Second Star)
Oct. 31-Nov. 6, 2023	Erik Karlsson	3GP; 4-4=8; first career hat trick (Third Star)
Jan. 17-23, 2022	Timo Meier	3GP; 6-0=6; five goals in one game (Third Star)
Jan. 3-9, 2022	Tomáš Hertl	3GP; 4-2=6; natural hat trick with overtime winner (Third Star)
Mar. 29-Apr. 4, 2021	Martin Jones	4GP; 4-0-0, 1.71 GAA, .942 SV% (Second Star)
Jan. 21-27, 2019	Joe Pavelski	2GP; 1-4=5 (Second Star)
Jan. 1-6, 2019	Brent Burns	3 GP; 2-7=9 (Second Star)
Nov. 13-19, 2018	Joe Pavelski	3 GP, 5-1=6 (Third Star)
Oct. 31-Nov. 6, 2017	Martin Jones	2 GP, 2-0-0, 0.96 GAA, .957 SV% (Third Star)
Oct. 17-23, 2017	Logan Couture	3 GP, 5-2=7 (Third Star)
March 6-12, 2017	Joe Pavelski	4 GP, 5-1=6 (First Star)
Jan. 23-29, 2017	Patrick Marleau	3 GP, 5-1=6; four goals in one period (Second Star)
Nov. 28-Dec. 4, 2016	Martin Jones	3 GP, 3-0-0, 1.01 GAA, .962 SV% (Third Star)
Nov. 21-27, 2016	Brent Burns	4 GP, 2-4=6 (Third Star)
Nov. 16-22, 2015	Martin Jones	3 GP, 3-0-0, 1.63 GAA, .951 SV%, 1 SO (First Star)
Mar. 10-16, 2014	Antti Niemi	3 GP, 3-0-0, 1.67 GAA, .950 SV%, 1 SO (Third Star)
Oct. 14-20, 2013	Patrick Marleau	3 GP, 3-3=6 (Third Star)
Oct. 7-13, 2013	Tomáš Hertl	3 GP, 5-0=5 (First Star)
April 14-21, 2013	Logan Couture	4 GP, 3-3=6 (Third Star)
March 25-31, 2013	Antti Niemi	4 GP, 4-0-0, 1.22 GAA, .952 SV%, 2 SO (Second Star)
Jan. 20-27, 2013	Patrick Marleau	5 GP, 9-4=13 (First Star)
Nov. 14-20, 2011	Marc-Edouard Vlasic	3 GP, 1-6=7, +7 (Second Star)
March 14-20, 2011	Joe Pavelski	4 GP, 3-8=11 (First Star)
Feb. 14-20, 2011	Antti Niemi	3 GP, 3-0-0, 0.98 GAA, .963 SV% (First Star)
Dec. 6-12, 2010	Ryane Clowe	4 GP, 3-5=8 (First Star)
Oct. 25-31, 2010	Joe Thornton	2 GP, 3-5=8, hat trick (Second Star)
Nov. 16-22, 2009	Joe Thornton	3 GP, 2-6=8 (First Star)
Nov. 2-8, 2009	Evgeni Nabokov	3 GP, 2-0-1, 0.95 GAA, .967 SV% (Second Star)
Oct. 26-Nov. 1, 2009	Evgeni Nabokov	3 GP, 3-0-0, 0.97 GAA, .963 SV% (Third Star)
Oct. 19-25, 2009	Patrick Marleau	4 GP, 3-6=9 (Third Star)
Oct. 5-11, 2009	Dany Heatley	3 GP, 5-3=8 (First Star)
March 24-30, 2008	Joe Thornton	4 GP, 7-1=8 (First Star)
March 3-9, 2008	Joe Thornton	4 GP, 2-5=7 (Third Star)
Dec. 24-30, 2007	Evgeni Nabokov	3 GP, 3-0-0, 1.34 GAA, .949 SV%, 1 SO (Third Star)
Nov. 12-18, 2007	Evgeni Nabokov	4 GP, 3-0-1, 0.96 GAA, .959 SV%, 2 SO (Second Star)
March 19-25, 2007	Jonathan Cheechoo	3 GP, 6-2=8 (Second Star)
March 12-18, 2007	Joe Thornton	4 GP, 4-6=10 (First Star)
March 5-11, 2007	Evgeni Nabokov	3 GP, 2-0-1, 0.66 GAA, .976 SV% (Third Star)
Jan. 1-7, 2007	Joe Thornton	2 GP, 0-7=7 (Third Star)
April 10-16, 2006	Joe Thornton	4 GP, 1-11=12, +7
	Jonathan Cheechoo	4 GP, 7-4=11, +5
April 3-9, 2006	Vesa Toskala	4-0-0, 0.98 GAA, .950 SV%, 1 SO, Defensive Player of the Week
March 20-26, 2006	Vesa Toskala	3-0-0, 1.66 GAA, .946 SV%, 1 SO, Defensive Player of the Week
Feb. 6-12, 2006	Patrick Marleau	4 GP, 4-6=10, +1
Dec. 5-11, 2005	Joe Thornton	3 GP, 2-6=8, +2
Nov. 28-Dec. 4, 2005	Patrick Marleau	3 GP, 1-5=6, +3
March 22-28, 2004	Evgeni Nabokov	3-0-0, 1.64 GAA, .944 SV%, 2 SO, Defensive Player of the Week
Feb. 4-10, 2002	Evgeni Nabokov	3-0-0, 0.67 GAA, .968 SV%, 2 SO
Jan. 22-28, 2001	Evgeni Nabokov	2-0-1, 1.30 GAA, .947 SV%
Dec. 6-12, 2000	Owen Nolan	3 GP, 4-2=6, +5
Oct. 11-17, 1999	Steve Shields	3-0-0, 0.83 GAA, .979 SV%, 1 SO, set Sharks scoreless streak record at 141:46
March 8-14, 1999	Steve Shields	3-0-0, 1.33 GAA, .948 SV%, 1 SO

NHL AWARDS

NHL PLAYER OF THE WEEK (CONTINUED)

Feb. 8-14, 1999	Mike Vernon	3-0-0, 1.00 GAA, .961 SV%
Dec. 15-21, 1997	Mike Vernon	2-0-1, 0.97 GAA, .958 SV%, 1 SO
Nov. 22-28, 1993	Arturs Irbe (co-POTW)	3-0-0, 2.33 GAA, second-career SO
Feb. 28-March 6, 1994	Sergei Makarov	3 GP, 4-3=7, +6

NHL AWARD FINALISTS

TED LINDSAY AWARD FINALIST (FORMERLY LESTER B. PEARSON AWARD)

2022-23	Erik Karlsson	Finalist; first time as a finalist
2016-17	Brent Burns	Finalist; first defenseman to be voted a finalist in 17 years
2005-06	Joe Thornton	Finished second in voting

LADY BYNG MEMORIAL TROPHY

2013-14	Patrick Marleau	Finished third in voting
2005-06	Patrick Marleau	Finished third in voting

JACK ADAMS AWARD

2008-09	Todd McLellan	Finished third in voting
2003-04	Ron Wilson	Finished second in voting
1993-94	Kevin Constantine	Finished second in voting

CALDER MEMORIAL TROPHY

2010-11	Logan Couture	Finished second in voting
1999-00	Brad Stuart	Finished second in voting

FRANK J. SELKE TROPHY

2003-04	Alyn McCauley	Finished third in voting
1999-00	Mike Ricci	Finished third in voting

BILL MASTERTON MEMORIAL TROPHY

2020-21	Patrick Marleau	Finalist
2018-19	Joe Thornton	Finalist
2009-10	Jed Ortmeyer	Finalist

JAMES NORRIS MEMORIAL TROPHY

2018-19	Brent Burns	Finished second in voting
2015-16	Brent Burns	Finished third in voting

VEZINA TROPHY

2012-13	Antti Niemi	Finished third in voting
2007-08	Evgeni Nabokov	Finished second in voting

KING CLANCY MEMORIAL TROPHY

2020-21	Kurtis Gabriel	Finalist
---------	----------------	----------

NHL FOUNDATION AWARD

2013-14	Brent Burns	Finalist
---------	-------------	----------

NHL AWARD NOMINEES

BILL MASTERTON TROPHY NOMINEES

The Bay Area chapter of the Professional Hockey Writers Association votes for the San Jose Sharks nominee for the Bill Masterton Memorial Trophy. Each NHL team receives a nominee for the award, which is presented to the player who best exemplifies the qualities of perseverance, sportsmanship and dedication to hockey.

2023-24	Justin Bailey	2007-08	Jeremy Roenick
2022-23	Nikolai Knyzhov	2006-07	Curtis Brown
2021-22	Brent Burns	2005-06	Scott Thornton
2020-21	Patrick Marleau**	2003-04	Vincent Damphousse
2019-20	Joe Thornton	2002-03	Teemu Selanne
2018-19	Joe Thornton	2001-02	Vincent Damphousse
2017-18	Joe Thornton	2000-01	Gary Suter
2016-17	Aaron Dell	1999-00	Gary Suter
2015-16	Joe Thornton	1998-99	Bryan Marchment
2014-15	Scott Hannan	1997-98	Kelly Hrudey
2013-14	Alex Stalock	1996-97	Tony Granato*
2012-13	James Sheppard	1995-96	Jeff Odgers
2011-12	Tommy Wingels	1994-95	Igor Larionov
2010-11	Joe Pavelski	1993-94	Sergei Makarov
2009-10	Jed Ortmeyer**	1992-93	Kelly Kisio
2008-09	Claude Lemieux	1991-92	Doug Wilson

*won trophy

**finalist

KING CLANCY MEMORIAL TROPHY NOMINEES

The King Clancy Memorial Trophy is presented to 'the player who best exemplifies leadership qualities on and off the ice and has made a noteworthy contribution in his community.' Team members nominate a player to represent each NHL club in league-wide voting.

2023-24	Luke Kunin	2007-08	Curtis Brown
2022-23	Luke Kunin	2006-07	Patrick Marleau
2021-22	Matt Nieto	2005-06	Scott Thornton
2020-21	Kurtis Gabriel*	2003-04	Mike Ricci
2019-20	Evander Kane	2002-03	Adam Graves
2018-19	Brenden Dillon	2001-02	Adam Graves
2017-18	Chris Tierney	2000-01	Tony Granato
2016-17	Paul Martin	1999-00	Tony Granato
2015-16	Paul Martin	1998-99	Ron Sutter
2014-15	Brent Burns	1997-98	Jeff Friesen
2013-14	Brent Burns	1996-97	Tony Granato
2012-13	Tommy Wingels	1995-96	Jeff Odgers
2011-12	Joe Pavelski	1994-95	Jeff Odgers
2010-11	Joe Pavelski	1993-94	Arturs Irbe
2009-10	Manny Malhotra	1992-93	Doug Wilson
2008-09	Patrick Marleau	1991-92	Doug Wilson

*won trophy

TEAM HONORS



Mikael Granlund

SHARKS PLAYER OF THE YEAR

This annual award was established in the franchise's inaugural season and is voted upon by Bay Area media to recognize the Sharks player making the greatest overall contribution to the success of the San Jose Sharks.

2023-24	Mikael Granlund	2007-08	Evgeni Nabokov
2022-23	Erik Karlsson	2006-07	Joe Thornton
2021-22	Timo Meier	2005-06	Joe Thornton
2020-21	Evander Kane	2003-04	Patrick Marleau
2019-20	Timo Meier	2002-03	Teemu Selanne
2018-19	Tomáš Hertl and Brent Burns	2001-02	Mike Ricci
2017-18	Logan Couture	2000-01	Evgeni Nabokov
2016-17	Brent Burns	1999-00	Owen Nolan
2015-16	Joe Thornton	1998-99	Mike Vernon and Steve Shields
2014-15	Joe Pavelski	1997-98	Mike Vernon
2013-14	Joe Pavelski	1996-97	Jeff Friesen
2012-13	Antti Niemi	1995-96	Jamie Baker
2011-12	Logan Couture	1994-95	Ulf Dahlen
2010-11	Antti Niemi	1993-94	Arturs Irbe
2009-10	Patrick Marleau	1992-93	Kelly Kisio
2008-09	Patrick Marleau	1991-92	Jeff Hackett

SHARKS ROOKIE OF THE YEAR

2023-24	Henry Thrun	2009-10	Jason Demers
2022-23	William Eklund	2008-09	Tomáš Plihal
2021-22	Jonathan Dahlen	2007-08	Torrey Mitchell
2020-21	Nikolai Knyzhov	2006-07	Marc-Edouard Vlasic
2019-20	Mario Ferraro	2005-06	Milan Michalek
2018-19	Radim Simek	2003-04	Tom Priessing
2017-18	Joakim Ryan	2002-03	Jim Fahey
2016-17	Kevin Labanc	2001-02	Matt Bradley
2015-16	Joonas Donskoi	2000-01	Evgeni Nabokov
2014-15	Melker Karlsson	1999-00	Brad Stuart
2013-14	Tomáš Hertl and Matt Nieto	1998-99	Alexander Korolyuk
2012-13	Matt Irwin	1997-98	Patrick Marleau, Marco Sturm and Andrei Zyuzin
2011-12	Andrew Desjardins	1996-97	Stephen Guolla
2010-11	Logan Couture	1995-96	Marcus Ragnarsson

TEAM HONORS

SHARKS MEDIA GOOD GUY

The Sharks Media Good Guy Award is determined by a vote from Bay Area media. The award is presented annually to the player who handles his media responsibilities with cooperation, honesty and thoughtfulness and answers the bell no matter the outcome or situation.

2023-24	Mario Ferraro	2018-19*	Jamie Baker (Legacy Class)
2022-23	Logan Couture	2018-19*	Dan Boyle (Legacy Class)
2021-22	James Reimer	2018-19*	Ryane Clowe (Legacy Class)
2020-21	Logan Couture	2018-19*	Tony Granato (Legacy Class)
2019-20	Logan Couture	2018-19*	Jeff Odgers (Legacy Class)
2018-19	Brenden Dillon		

SHARKS PROSPECT OF THE YEAR

2023-24	Will Smith (Boston College, NCAA)	2021-22	Brandon Coe (North Bay, OHL)
2022-23	Ethan Cardwell (Barrie, OHL)	2020-21	Thomas Bordeleau (Michigan, NCAA)

GORDIE HOWE HAT TRICKS

Named after the Hockey Hall of Famer, a player must score a goal, record an assist and pick up a fighting major in the same game. Entering this season, there have been 20 'Gordie Howe Hat Tricks' in Sharks history.

DATE	GAME	SCORE	PLAYER	G	A	FM
Nov. 11, 2022	at Dallas	5-4 W	Logan Couture	1	1	1
Nov. 12, 2019	vs. Edmonton	6-3 W	Barclay Goodrow	1	1	1
March 24, 2018	at Calgary	5-1 W	Brenden Dillon	1	1	1
March 30, 2017	at Edmonton	2-3 L	Jannik Hansen	1	1	1
March 17, 2016	at Calgary	2-1 W (OT)	Brent Burns	1	1	1
March 11, 2014	vs. Toronto	6-2 W	Tommy Wingels	1	1	1
April 5, 2012	at Los Angeles	6-5 W (SO)	Ryane Clowe	1	1	2
April 5, 2012	at Los Angeles	6-5 W (SO)	Joe Thornton	1	1	1
April 4, 2011	vs. Los Angeles	6-1 W	Dan Boyle	1	1	1
March 26, 2011	at Phoenix	4-1 W	Ryane Clowe	1	2	1
Nov. 4, 2008	vs. Minnesota	3-1 W	Ryane Clowe	1	1	1
Jan. 6, 2007	vs. Columbus	5-2 W	Christian Ehrhoff	1	1	1
Nov. 25, 2002	at St. Louis	4-1 W	Brad Stuart	1	1	2
Jan. 5, 2002	vs. Florida	6-0 W	Matt Bradley	1	1	1
Dec. 10, 1999	vs. Atlanta	4-1 W	Patrick Marleau	1	1	1
Jan. 7, 1999	at Nashville	4-3 W	Ronnie Stern	1	1	1
March 10, 1996	vs. Buffalo	6-4 W	Owen Nolan	1	1	1
Jan. 13, 1996	at Pittsburgh	10-8 W	Jim Kyte	1	1	1
Dec. 2, 1995	vs. Washington	5-3 W	Owen Nolan	1	2	1
Jan. 25, 1992	vs. Edmonton	5-2 W	Link Gaetz	1	1	1

2023-24 SEASON IN REVIEW

SEASON HIGHLIGHTS

- F **Mikael Granlund** closed the season with a 13-game point streak, the longest by a forward in Sharks history and longest of his career. He led the club with 60 points and 48 assists, earning Sharks Player of the Year honors.
- F **Fabian Zetterlund** led the Sharks with 24 goals and finished third on the club with 45 points.
- F **William Eklund** enjoyed a breakout season with 45 points (16g, 29a), finishing the year with 16 points in the final 20 games. He netted his first career hat trick on Apr. 6 vs. STL, including scoring the game-winning, overtime goal in a 3-2 win.
- San Jose's road trip to start December featured two come-from-behind wins when trailing by three or more goals, Dec. 5 at NYI and Dec. 7 at DET. The latter was just the second time in team history that the Sharks won when trailing by four or more goals, counting both regular season and playoff games.
- Six players made their respective NHL debuts with the Sharks during the 2023-24 season, including D **Ty Emberson** (Oct. 21), G **Magnus Chrona** (Nov. 4), D **Shakir Mukhamadullin** (Jan. 27), G **Devin Cooley** (Mar. 17), F **Collin Graf** (Apr. 6) and G **Georgi Romanov** (Apr. 15).
- Three players scored their respective first NHL goals, including F **Thomas Bordeleau** (Oct. 14), D **Ty Emberson** (Nov. 25) and D **Henry Thrun** (Jan. 9)
- G **Devin Cooley** became the first-ever California-born (Los Gatos, Calif.) goalie to earn a victory for a California-based NHL team, Apr. 11 at SEA. He was part of the first-ever NHL game to feature two California-born goaltenders on Apr. 18 at CGY (Dustin Wolf; Gilroy, Calif.).
- D **Marc-Edouard Vlasic** moved to 100th all-time in NHL games played on Nov. 14, passing Jari Kurri (1,251). He logged a career-long, three-game goal streak from Jan. 27-31
- G **Mackenzie Blackwood** made 51 saves on 52 shots faced in his Sharks debut on Oct. 14, the most saves ever by a goaltender with a new team, per NHL PR
- C **Logan Couture** made his season debut on Jan. 20, registering an assist vs. ANA. He led the Sharks to a 4-1-1 record over a six-game stretch

MAJOR TRANSACTIONS

- Signed F **Will Smith** to a three-year, entry-level contract, May 28
- Signed F **Collin Graf** to a three-year, entry-level contract, April 4
- Acquired F **David Edstrom** and a first-round selection in the 2025 NHL Draft from Vegas in exchange for C Tomas Hertl (\$1.875 million retained) and third-round picks in 2025 and 2027, March 8
- Acquired G **Vitek Vanecek** and a seventh-round selection in the 2025 NHL Draft from New Jersey in exchange for G Kaapo Kahkonen, March 8
- Acquired F **Klim Kostin** from Detroit in exchange for D Radim Simek and New Jersey's seventh-round selection in the 2024 NHL Draft, March 8
- Acquired G **Devin Cooley** from Buffalo in exchange for a seventh-round selection originally owned by Washington in the 2025 NHL Draft
- Acquired D **Jack Thompson** and a third-round selection in the 2024 NHL Draft from Tampa Bay in exchange for F Anthony Duclair and a seventh-round pick in the 2025 NHL Draft, March 7
- Signed F **Justin Bailey** to a one-year, two-way contract, Nov. 27
- Acquired D **Jan Rutta**, F **Mikael Granlund**, F **Mike Hoffman** and a first-round selection (top 10 protected) in the 2024 NHL Draft from Pittsburgh in exchange for D Erik Karlsson (\$1.5 Million retained), F Dillon Hamaliuk and a third-round selection in the 2026 NHL Draft, August 6
- Acquired F **Anthony Duclair** from Florida in exchange for F Steven Lorentz and a fifth-round selection in the 2025 NHL Draft, July 1
- Signed F **Fabian Zetterlund** to a two-year contract, July 1
- Signed G **Mackenzie Blackwood** to a two-year contract, July 1

PACIFIC DIVISION STANDINGS							
	GP	W	L	OTL	PTS	GF	GA
VANCOUVER CANUCKS (3)	82	50	23	9	109	279	223
EDMONTON OILERS (5)	82	49	27	6	104	294	237
LOS ANGELES KINGS (7)	82	44	27	11	99	256	215
VEGAS GOLDEN KNIGHTS (8)	82	45	29	8	98	267	245
CALGARY FLAMES (11)	82	38	39	5	81	253	271
SEATTLE KRAKEN (12)	82	34	35	13	81	217	236
ANAHEIM DUCKS (14)	82	27	50	5	59	204	295
SAN JOSE SHARKS (16)	82	19	54	9	47	181	331

SKATERS							
No.	P	PLAYER	GP	G	A	PTS	PIM
C	64	MIKAEL GRANLUND	69	12	48	60	32
L	72	WILLIAM EKLUND	80	16	29	45	30
L	20	FABIAN ZETTERLUND	82	24	20	44	33
C	48	TOMAS HERTL	48	15	19	34	22
L	10	ANTHONY DUCLAIR	56	16	11	27	28
R	18	FILIP ZADINA	72	13	10	23	18
C	68	MIKE HOFFMAN	66	10	13	23	20
D	38	MARIO FERRARO	78	3	18	21	36
D	84	JAN RUTTA	69	5	14	19	38
C	11	LUKE KUNIN	77	11	7	18	83
R	90	JUSTIN BAILEY	59	5	9	14	6
L	94	ALEXANDER BARABANOV	46	4	9	13	12
C	7	NICO STURM	63	5	8	13	12
D	33	CALEN ADDISON (TOTAL)	72	1	16	17	72
		MIN	12	0	5	5	6
		SJS	60	1	11	12	66
C	22	RYAN CARPENTER	62	5	7	12	6
D	44	MARC-EDOUARD VLASIC	57	6	6	12	26
C	17	THOMAS BORDELEAU	27	6	5	11	18
D	3	HENRY THRUN	51	3	8	11	16
D	6	TY EMBERSON	30	1	9	10	6
C	10	KLIM KOSTIN (TOTAL)	52	8	6	14	53
		DET	33	3	1	4	38
		SJS	19	5	5	10	15
L	9	JACOB MACDONALD	34	7	2	9	23
R	62	KEVIN LABANC	46	2	7	9	16
D	83	NIKITA OKHOTIUK	43	1	7	8	44
D	4	KYLE BURROUGHS	73	2	6	8	71
R	54	GIVANI SMITH	36	1	3	4	40
R	51	COLLIN GRAF	7	0	2	2	0
L	75	DANIL GUSHCHIN	4	1	1	2	0
D	5	MATT BENNING	14	0	2	2	14
D	85	SHAKIR MUKHAMADULLIN	3	0	1	1	4
D	71	NIKOLAI KNYZHOV	10	0	1	1	6
D	26	JACK THOMPSON (TOTAL)	3	0	0	0	0
		TBL	1	0	0	0	0
		SJS	2	0	0	0	0
C	24	JACOB PETERSON	6	0	0	0	2
C	16	JACK STUDNICKA (TOTAL)	22	1	0	1	6
		VAN	5	1	0	1	0
		SJS	17	0	0	0	6
L	23	OSKAR LINDBLOM	1	0	0	0	0
R	49	SCOTT SABOURIN	3	0	0	0	9

GOALTENDERS										
No.	GOALTENDER	GP	MIN	AVG	W	L	OTL	SO	GA	SV%
29	MACKENZIE BLACKWOOD	44	2437	3.45	10	25	4	2	140	1,243 .899
36	KAAP0 KAHKONEN	31	1651	3.81	6	20	3	0	105	891 .895
1	DEVIN COOLEY	6	301	4.98	2	3	1	0	25	167 .870
30	MAGNUS CHRONA	9	471	4.71	1	6	1	0	37	225 .859
31	GEORGI ROMANOV	2	59	1.01	0	0	0	0	1	29 .967

GAME-BY-GAME RESULTS

No.	DATE	OPPONENT	RESULT	RECORD
1	10/12/23	Vegas	L, 1-4	0-1-0
2	10/14/23	Colorado	O, 1-2**	0-1-1
3	10/17/23	Carolina	L, 3-6	0-2-1
4	10/19/23	Boston	L, 1-3	0-3-1
5	10/21/23	@ Nashville	L, 1-5	0-4-1
6	10/24/23	@ Florida	L, 1-3	0-5-1
7	10/26/23	@ Tampa Bay	L, 0-6	0-6-1
8	10/27/23	@ Carolina	L, 0-3	0-7-1
9	10/29/23	@ Washington	L, 1-3	0-8-1
10	11/2/23	Vancouver	L, 1-10	0-9-1
11	11/4/23	Pittsburgh	L, 2-10	0-10-1
12	11/7/23	Philadelphia	W, 2-1	1-10-1
13	11/9/23	Edmonton	W, 3-2	2-10-1
14	11/10/23	@ Vegas	L, 0-5	2-11-1
15	11/12/23	@ Anaheim	L, 1-4	2-12-1
16	11/14/23	Florida	L, 3-5	2-13-1
17	11/16/23	St. Louis	W, 5-1	3-13-1
18	11/20/23	@ Vancouver	L, 1-3	3-14-1
19	11/22/23	@ Seattle	L, 1-7	3-15-1
20	11/24/23	Montreal	O, 2-3**	3-15-2
21	11/25/23	Vancouver	W, 4-3	4-15-2
22	11/27/23	Washington	W, 2-1	5-15-2
23	11/30/23	@ Boston	L, 0-3	5-16-2
24	12/1/23	@ New Jersey	W, 6-3	6-16-2
25	12/3/23	@ NY Rangers	L, 5-6	6-17-2
26	12/5/23	@ NY Islanders	W, 5-4*	7-17-2
27	12/7/23	@ Detroit	W, 6-5*	8-17-2
28	12/10/23	@ Vegas	O, 4-5**	8-17-3
29	12/12/23	Winnipeg	W, 2-1	9-17-3
30	12/15/23	@ Arizona	L, 0-1	9-18-3
31	12/17/23	@ Colorado	L, 2-6	9-19-3
32	12/19/23	Los Angeles	L, 1-4	9-20-3
33	12/21/23	Arizona	L, 2-5	9-21-3
34	12/23/23	@ Vancouver	L, 4-7	9-22-3
35	12/27/23	@ Los Angeles	L, 1-5	9-23-3
36	12/28/23	Edmonton	L, 0-5	9-24-3
37	12/31/23	@ Colorado	L, 1-3	9-25-3
38	1/2/24	Detroit	L, 3-5	9-26-3
39	1/4/24	Winnipeg	L, 1-2	9-27-3
40	1/6/24	Toronto	L, 1-4	9-28-3
41	1/9/24	@ Toronto	L, 1-7	9-29-3
42	1/11/24	@ Montreal	W, 3-2	10-29-3
43	1/13/24	@ Ottawa	L, 4-5	10-30-3
44	1/15/24	@ Buffalo	L, 0-3	10-31-3
45	1/16/24	@ Chicago	O, 1-2**	10-31-4
46	1/20/24	Anaheim	W, 5-3	11-31-4
47	1/22/24	@ Los Angeles	W, 4-3**	12-31-4
48	1/23/24	NY Rangers	W, 3-2*	13-31-4
49	1/27/24	Buffalo	L, 2-5	13-32-4
50	1/30/24	Seattle	W, 2-0	14-32-4
51	1/31/24	@ Anaheim	O, 2-3*	14-32-5
52	2/14/24	@ Winnipeg	L, 0-1	14-33-5
53	2/15/24	@ Calgary	W, 6-3	15-33-5
54	2/17/24	Columbus	L, 3-4	15-34-5
55	2/19/24	Vegas	L, 0-4	15-35-5
56	2/24/24	Nashville	L, 2-4	15-36-5
57	2/27/24	New Jersey	L, 2-7	15-37-5
58	2/29/24	Anaheim	L, 4-6	15-38-5
59	3/2/24	@ Dallas	O, 2-3**	15-38-6
60	3/3/24	@ Minnesota	L, 3-4	15-39-6
61	3/5/24	Dallas	O, 6-7*	15-39-7
62	3/7/24	NY Islanders	L, 2-7	15-40-7
63	3/9/24	Ottawa	W, 2-1	16-40-7
64	3/12/24	@ Philadelphia	L, 2-3	16-41-7
65	3/14/24	@ Pittsburgh	L, 3-6	16-42-7
66	3/16/24	@ Columbus	L, 2-4	16-43-7
67	3/17/24	@ Chicago	L, 2-5	16-44-7
68	3/19/24	@ Nashville	L, 2-8	16-45-7
69	3/21/24	Tampa Bay	L, 1-4	16-46-7
70	3/23/24	Chicago	O, 4-5*	16-46-8
71	3/26/24	Dallas	L, 3-6	16-47-8
72	3/28/24	@ Minnesota	L, 1-3	16-48-8
73	3/30/24	@ St. Louis	W, 4-0	17-48-8
74	4/1/24	Seattle	L, 2-4	17-49-8
75	4/4/24	Los Angeles	L, 1-2	17-50-8
76	4/6/24	St. Louis	W, 3-2*	18-50-8
77	4/7/24	Arizona	L, 2-5	18-51-8
78	4/9/24	Calgary	O, 2-3*	18-51-9
79	4/11/24	@ Seattle	W, 3-1	19-51-9
80	4/13/24	Minnesota	L, 2-6	19-52-9
81	4/15/24	@ Edmonton	L, 2-9	19-53-9
82	4/18/24	@ Calgary	L, 1-5	19-54-9

*OVERTIME, **SHOOTOUT

2022-23 SEASON IN REVIEW

SEASON HIGHLIGHTS

- **Erik Karlsson** became the sixth NHL defenseman to reach the 100-point mark, joining Bobby Orr, Paul Coffey, Denis Potvin, Al MacInnis and Brian Leetch in the exclusive club. He capped his chase to the century mark with a two-goal effort at Winnipeg (April 10) to hit 100 and completed the season with 101 points, tied for the 13th-most by a defenseman in NHL history, after notching an assist in the season finale at Edmonton (April 13). The Swedish blue-liner factored into 101 of 233 goals on the season for the Sharks (43.35%), narrowly edging Orr (1969-70; 43.32%) for highest single-season percentage in the NHL's modern era (since 1943-44). Karlsson, who concluded the year with 30 multi-point games - one of four defensemen in league history to achieve the feat - finished with the second-most points in a season in team history, and rewrote the records for Sharks defensemen, completing the campaign with the most assists (76) and points (101) in a single season. Karlsson registered a 14-game point streak from Dec. 3 through Jan. 6 (2g, 20a) is the longest in club history. Karlsson, who appeared in all 82 games for the fourth time in his career and first since 2015-16, finished the season as the Sharks' leader in assists and points, the NHL defense leader in goals (25), assists and points and was fourth in the league in even strength points (74). On April 10 in Winnipeg, Karlsson scored 20 seconds into the first period to mark the 1,000th goal scored by a defenseman in franchise history.
- Sharks captain **Logan Couture** recorded a career-best five points (2g, 3a) on Jan. 28 at Pittsburgh. The captain found the scoresheet in each period (1a in 1st Pd. - 2a in 2nd Pd. - 2g in 3rd Pd.) and scored the game's final two goals, including the third period game-winner. This marked the ninth five-point game in franchise history, and first on the road in almost 20 years (last: Owen Nolan, 1g, 4a on March 10, 2003 @ VAN). All five of Couture's points came at even strength, matching the franchise record for even-strength points in one game. Couture finished second on the club in goals (27) and points (67) and is tied for second-most assists (40) on the year. His 27 goals tied for his most since 2017-18 and his 67 points tied for the second most he has ever had in a season (behind 2018-19 [70] and tied with 2014-15). His 46 even strength points on the year represented the second-best total of his career, four shy of his best of 50 set in the 2018-19 campaign. Post All-Star break, the captain was second on the Sharks in scoring and led the forward group with 25 points. On April 10, Couture became the fifth player from the 2007 NHL Draft, and needed the fourth-fewest games, to reach 700 career points when he recorded an assist in Winnipeg. The captain scored the game-winning overtime goal on March 30 against Vegas after intercepting a pass from Golden Knights defenseman Alex Pietrangelo. He enjoyed a six-point (2g, 4a) run in a four-game home stand from March 11-18 and added a helper in the Sharks' March 20 tilt at Edmonton as well as a goal March 25 against Calgary. On Feb. 20, he scored his 20th goal of the season with an unassisted marker against Seattle. This marked the 10th time in his career that he has hit the 20-goal threshold, all with the Sharks. Only Patrick Marleau (14) has recorded more 20-goal campaigns in teal. He notched his 50th point of the year on March 2 vs. St. Louis, making him one of only four players in team history to have nine or more 50-point seasons (Joe Thornton-12, Marleau-11, Joe Pavelski-10).
- In the final six weeks of the year, 11 different skaters joined the Sharks roster to play their first game for the club on the season (**Andrew Agozzino**, **Thomas Bordeleau**, **Kyle Criscuolo**, **William Eklund**, **Danil Gushchin**, **Nikolai Knyzhov**, **Jacob Peterson**, **Derrick Pouliot**, **Adam Raska**, **Tristen Robins**, **Henry Thrun**), combining for 24 points (8g, 16a) in 69 games.
- **Alexander Barabanov** enjoyed a career year on the offensive end, setting personal bests in every offensive category including goals (15), assists (32), points (47), power play points (12), power play goals (three) and shots on goal (120). He also set a career-long, six-game point streak (2g, 4a) from Dec. 31 through Jan. 11.
- Highlighted by the thrilling come-from-behind win over Winnipeg on March 6, a game in which San Jose tied the game with fewer than 11 seconds left and went on to seal the game in overtime, the Sharks completed the season with come-from-behind efforts in nine of 22 wins on the year. Coming out of the All-Star break San Jose defeated Tampa Bay in overtime after trailing 3-1 at the end of the first period. They became the first team to beat the Lightning when trailing after the first period (prev. 20-0-0). On Jan. 18, the Sharks overcame a three-goal hole (trailed 3-0 in the second period) en route to a 5-3 win over Dallas, marking the team's fourth-ever regulation win when trailing by three or more goals and first since the 2010-11 season. San Jose's comebacks in each contest of a three-game win streak Nov. 11 at Dallas (trailed 1-0), Nov. 13 at Minnesota (trailed 2-0) and Nov. 15 at Vegas (trailed 1-0 and 2-1) represented the first time since March 14 through 17, 2018 that the Sharks earned three consecutive come-from-behind wins in one road stint.

MAJOR TRANSACTIONS

- Acquired Pittsburgh's 2023 seventh-round selection and conditional 2024 fifth-round selection (becomes fourth-round if Pittsburgh advances to the 2023 Eastern Conference Final) from Pittsburgh and the rights to D Arvid Henriksson from Montreal in a three-team trade. The Sharks traded F Nick Bonino and the club's 2024 fifth-round selection to Montreal and D Tony Sund to Pittsburgh. Montreal traded Bonino (50% retained) to Pittsburgh in exchange for Sund, Mar. 23, 2023
- Acquired a 2023 first-round selection (top two protected), a conditional 2024 first-round selection (dependent on New Jersey making either the 2023 Conference Finals [Meier must play in 50% of New Jersey's playoff games] or 2024 Conference Finals), a 2024 seventh-round selection, F **Andreas Johnsson**, D **Shakir Mukhamadullin**, D **Nikita Okhotiuk** and F **Fabian Zetterlund** from New Jersey in exchange for a 2024 fifth-round selection (originally Colorado's), G Zach Emond, D Scott Harrington, D Santeri Hatakka, F Timur Ibragimov and F Timo Meier (50% retained), Feb. 26, 2023
- Acquired D **Jacob MacDonald** and F **Martin Kaut** from Colorado in exchange for F Matt Nieto and D Ryan Merkley, Jan. 25, 2023
- Acquired a 2024 fourth-round selection from Vegas in exchange for G Adin Hill, Aug. 29, 2022
- Named Wichita Thunder the Sharks ECHL affiliate for 2022-23, Aug. 25, 2022
- Re-signed D **Mario Ferraro** to a four-year contract, Aug. 4, 2022
- Named **David Quinn** Head Coach, July 26, 2022
- Signed F **Luke Kunin** to a two-year contract, July 18, 2022
- Re-signed G **Kaapo Kahkonen** to a two-year contract, July 18, 2022
- Signed F **Nico Sturm** to a three-year contract, July 13, 2022
- Signed D **Matt Benning** to a four-year contract, July 13, 2022
- Acquired F **Steven Lorentz**, G **Eetu Makiniemi** and a conditional 2023 third round selection (lower of two selections) from the Carolina Hurricanes in exchange for D Brent Burns (34% (\$7.22M) retained) and F Lane Pederson, July 13, 2022
- Signed F **Oskar Lindblom** to a two-year contract, July 13, 2022

PACIFIC DIVISION STANDINGS							
	GP	W	L	OTL	PTS	GF	GA
VEGAS GOLDEN KNIGHTS (1)	82	51	22	9	111	272	229
EDMONTON OILERS (2)	82	50	23	9	109	325	260
LOS ANGELES KINGS (5)	82	47	25	10	104	280	257
SEATTLE KRAKEN (7)	82	46	28	8	100	289	265
CALGARY FLAMES (9)	82	38	27	7	83	260	252
VANCOUVER CANUCKS (11)	82	38	27	7	93	276	298
SAN JOSE SHARKS (14)	82	22	44	16	60	234	321
ANAHEIM DUCKS (16)	82	23	47	12	58	209	338

SKATERS							
No.	P	PLAYER	GP	G	A	PTS	PIM
65	D	ERIK KARLSSON	82	25	76	101	36
39	C	LOGAN COUTURE	82	27	40	67	19
48	C	TOMÁŠ HERTL	79	22	41	63	42
28	R	TIMO MEIER	57	31	21	52	25
94	L	ALEXANDER BARABANOV	68	15	32	47	20
62	R	KEVIN LABANC	72	15	18	33	36
7	C	NICO STURM	74	14	12	26	23
5	D	MATT BENNING	77	1	23	24	26
13	C	NICK BONINO	59	10	9	19	28
16	C	STEVEN LORENTZ	80	10	9	19	16
44	D	MARC-EDOUARD VLASIC	78	1	17	18	16
73	C	NOAH GREGOR	57	10	7	17	32
83	L	MATT NIETO	45	8	7	15	8
23	L	OSKAR LINDBLOM	73	6	9	15	18
10	L	EVGENY SVECHNIKOV	59	8	6	14	26
11	C	LUKE KUNIN	31	5	8	13	42
24	D	JAYCOB MEGNA	48	1	11	12	21
38	D	MARIO FERRARO	72	4	7	11	24
21	C	MICHAEL EYSSIMONT (TOTAL)	54	5	10	15	63
24	C	JACOB PETERSON (TOTAL)	WPG	19	1	4	5
			SJS	20	3	8	34
			DAL	12	2	6	8
			SJS	1	0	0	0
			SJS	11	2	8	4
42	L	JONAH GADJOVICH	35	3	4	7	57
4	D	SCOTT HARRINGTON	28	1	7	8	8
9	D	JACOB MACDONALD (TOTAL)	58	1	7	8	23
87	R	MARTIN KAUT (TOTAL)	COL	33	0	2	11
			SJS	25	1	6	12
			SJS	36	4	8	4
			COL	27	1	2	4
			SJS	9	3	5	0
59	D	NICK CICEK	16	0	4	4	15
72	L	WILLIAM EKLUND	8	2	1	3	6
26	D	ANDREW AGOZZINO	4	1	2	3	0
51	L	RADIM SIMEK	44	1	2	3	29
18	L	ANDREAS JOHNNSSON (TOTAL)	13	0	3	3	6
20	L	FABIAN ZETTERLUND (TOTAL)	NJD	2	0	0	0
			SJS	11	0	3	6
			SJS	67	6	17	23
75	L	DANIL GUSHCHIN	NJD	45	6	14	20
			SJS	22	0	3	8
			SJS	2	1	2	0
55	D	DERRICK POULIOT	8	0	1	2	6
3	D	HENRY THRUN	8	0	2	2	0
17	C	THOMAS BORDELEAU	8	0	2	2	0
71	D	NIKOLAI KNYZHOV	12	1	0	1	8
41	C	KYLE CRISCUOLO	1	1	0	1	0
63	L	JEFFREY VIEL	4	0	1	1	2
52	C	TRISTEN ROBINS	3	0	0	0	0
57	R	ADAM RASKA	3	0	0	0	0
53	L	C.J. SUESS	1	0	0	0	2

GOALTENDERS										
No.	GOALTENDER	GP	MIN	AVG	W	L	OTL	SO	GA	SV%
47	JAMES REIMER	43	2538:00	3.48	12	21	8	3	147	1,188 .890
36	KAAPPO KAHKONEN	37	2106:15	3.85	9	20	7	1	135	1,014 .883
32	EETU MAKINIEMI	2	84:20	2.13	1	0	1	0	3	29 .906
30	AARON DELL	4	199:17	2.71	0	3	0	0	9	94 .913

GAME-BY-GAME RESULTS

No.	DATE	OPPONENT	RESULT	RECORD
1	10/7/22	@ Nashville^	L, 1-4	0-1-0
2	10/8/22	Nashville^	L, 2-3	0-2-0
3	10/14/22	Carolina	L, 1-2	0-3-0
4	10/15/22	Chicago	L, 2-5	0-4-0
5	10/18/22	@ NY Islanders	L, 2-5	0-5-0
6	10/20/22	@ NY Rangers	W, 3-2*	1-5-0
7	10/22/22	@ New Jersey	L, 1-2	1-6-0
8	10/23/22	@ Philadelphia	W, 3-0	2-6-0
9	10/25/22	Vegas	L, 2-4	2-7-0
10	10/27/22	Toronto	W, 4-3*	3-7-0
11	10/29/22	Tampa Bay	L, 3-4	3-8-0
12	11/1/22	Anaheim	O, 5-6**	3-8-1
13	11/3/22	Florida	O, 3-4**	3-8-2
14	11/5/22	Anaheim	O, 4-5**	3-8-3
15	11/10/22	@ St. Louis	L, 3-5	3-9-3
16	11/11/22	@ Dallas	W, 5-4	4-9-3
17	11/13/22	@ Minnesota	W, 3-2**	5-9-3
18	11/15/22	@ Vegas	W, 5-2	6-9-3
19	11/17/22	Detroit	L, 4-7	6-10-3
20	11/19/22	NY Rangers	L, 1-2	6-11-3
21	11/21/22	Ottawa	W, 5-1	7-11-3
22	11/23/22	@ Seattle	L, 5-8	7-12-3
23	11/25/22	Los Angeles	L, 2-5	7-13-3
24	11/27/22	Vancouver	O, 3-4*	7-13-4
25	11/29/22	@ Montreal	W, 4-0	8-13-4
26	11/30/22	@ Toronto	L, 1-3	8-14-4
27	12/3/22	@ Ottawa	L, 2-5	8-15-4
28	12/4/22	@ Buffalo	L, 3-6	8-16-4
29	12/7/22	Vancouver	O, 5-6*	8-16-5
30	12/9/22	@ Anaheim	W, 6-1	9-16-5
31	12/13/22	Arizona	W, 3-2	10-16-5
32	12/17/22	@ Los Angeles	O, 2-3**	10-16-6
33	12/18/22	Calgary	L, 2-5	10-17-6
34	12/20/22	Calgary	L, 3-7	10-18-6
35	12/22/22	Minnesota	W, 5-2	11-18-6
36	12/27/22	@ Vancouver	L, 2-6	11-19-6
37	12/29/22	Philadelphia	O, 3-4*	11-19-7
38	12/31/22	@ Dallas	L, 2-5	11-20-7
39	1/1/23	@ Chicago	W, 5-2	12-20-7
40	1/6/23	@ Anaheim	O, 4-5*	12-20-8
41	1/7/23	Boston	L, 2-4	12-21-8
42	1/10/23	@ Arizona	W, 4-2	13-21-8
43	1/11/23	@ Los Angeles	L, 3-4	13-22-8
44	1/13/23	Edmonton	L, 1-7	13-23-8
45	1/16/23	New Jersey	O, 3-4**	13-23-9
46	1/18/23	Dallas	W, 5-3	14-23-9
47	1/21/23	@ Columbus	L, 3-5	14-24-9
48	1/22/23	@ Boston	L, 0-4	14-25-9
49	1/24/23	@ Detroit	O, 2-3*	14-25-10
50	1/27/23	@ Carolina	O, 4-5*	14-25-11
51	1/28/23	@ Pittsburgh	W, 6-4	15-25-11
52	2/7/23	@ Tampa Bay	W, 4-3*	16-25-11
53	2/9/23	@ Florida	L, 1-4	16-26-11
54	2/12/23	@ Washington	W, 4-1	17-26-11
55	2/14/23	Pittsburgh	L, 1-3	17-27-11
56	2/16/23	@ Vegas	L, 1-2	17-28-11
57	2/18/23	Buffalo	L, 2-4	17-29-11
58	2/20/23	Seattle	W, 4-0	18-29-11
59	2/23/23	Nashville	L, 2-6	18-30-11
60	2/25/23	Chicago	O, 3-4**	18-30-12
61	2/28/23	Montreal	L, 1-3	18-31-12
62	3/2/23	St. Louis	L, 3-6	18-32-12
63	3/4/23	Washington	L, 3-8	18-33-12
64	3/6/23	@ Winnipeg	W, 3-2*	19-33-12
65	3/7/23	@ Colorado	L, 0-6	19-34-12
66	3/9/23	@ St. Louis	L, 2-4	19-35-12
67	3/11/23	Minnesota	L, 2-5	19-36-12
68	3/14/23	Columbus	O, 5-6*	19-36-13
69	3/16/23	Seattle	O, 1-2*	19-36-14
70	3/18/23	NY Islanders	L, 1-4	19-37-14
71	3/20/23	@ Edmonton	O, 4-5*	19-37-15
72	3/23/23	@ Vancouver	L, 2-7	19-38-15
73	3/25/23	@ Calgary	L, 3-5	19-39-15
74	3/28/23	Winnipeg	W, 3-0	20-39-15
75	3/30/23	Vegas	W, 4-3*	21-39-15
76	4/1/23	@ Arizona	W, 7-2	22-39-15
77	4/4/23	Colorado	O, 3-4*	22-39-16
78	4/6/23	Colorado	L, 2-6	22-40-16
79	4/8/23	Edmonton	L, 1-6	22-41-16
80	4/10/23	@ Winnipeg	L, 2-6	22-42-16
81	4/12/23	@ Calgary	L, 1-3	22-43-16
82	4/13/23	@ Edmonton	L, 2-5	22-44-16

^NHL GLOBAL SERIES GAME IN PRAGUE, CZECHIA

*OVERTIME, **SHOOTOUT

2021-22 SEASON IN REVIEW

SEASON HIGHLIGHTS

- **Timo Meier** set NHL career highs in nearly every offensive category, finishing the 2021-22 campaign with 76 points (35 goals, 41 assists) in 77 games. The winger led the Sharks in goals and points, ranked second in assists and ranked second among club forwards in time on ice per game (19:09, a new career high). Among NHL skaters, Meier ranked third in the NHL in shots (326). He factored in on more than 36% of all of San Jose's goals this season. On Feb. 5, he was named to the 2022 Honda NHL All-Star Game. Meier posted single-season records among Swiss-born skaters in goals and power-play goals (12). With a three-point (2g, 1a) night on Feb. 17 against Vancouver, Meier became the fastest Swiss-born skater to ever reach 50 points in a season, doing so in just 43 games played.
- On Jan. 17, Meier set a new franchise record for goals by a player in a single game after recording five goals against the Los Angeles Kings. Per NHL PR, Meier also became the first Sharks skater, and fifth player in the last 50 seasons, to score five or more goals within the first two periods of a game. He joined Peter Bondra (Feb. 5, 1994), Joe Nieuwendyk (Jan. 11, 1989), Dave Andreychuk (Feb. 6, 1986) and Bryan Trottier (Feb. 13, 1982).
- **Tomáš Hertl** had a landmark season in 2021-22. Along with signing an eight-year contract extension with the Sharks on March 16, the center set multiple personal and franchise milestones. On March 26, Hertl collected a pair of assists on Timo Meier goals to reach 200 NHL assists on his career. On March 30 at Arizona, Hertl appeared in his 569th NHL game to pass Owen Nolan (568) for sole possession of 10th on the franchise's all-time games played list. The next night, he recorded a pair of assists against Colorado to pass both Jeff Friesen and Dan Boyle (201) for eighth on the franchise's all-time assist list.
- 18 different rookies played for the Sharks in 2021-22, a new franchise record and tied for the ninth most by any team in a single season, per NHL PR. This also marked the 14th instance of a team dressing 18 or more unique rookies while boasting 400 or more rookie games played in a season.
- **Thomas Bordeleau** made his NHL debut on April 17 at Minnesota, recording his first career point (assist) in the first period on a goal by Rudolf's Balcers. He became the third rookie to record a point in their NHL debut this season, joining William Eklund (1a) and Jasper Weatherby (1g, 1a). Bordeleau started his career with an assist in three consecutive games from April 17-21. On April 24 at Vegas, Bordeleau scored the shootout-deciding goal on his first career attempt. In doing so, he became the 33rd player in NHL history to score their first shootout goal before their first NHL goal and 15th player to score their first shootout-deciding goal before their first NHL goal, per NHL PR.
- On Feb. 27, **Scott Reedy** and **Jonah Gadjovich** each scored their first career NHL goals to become the first Sharks teammates to do so in the same game since Dec. 28, 2019 (Mario Ferraro and Joel Kellman) and seventh in franchise history. Eight different members of the Sharks scored their first NHL goals this season, tied for the most for the franchise since their inaugural season in 1991-92 (10). Gadjovich, **Ryan Merkley**, **Jake Middleton** and **Jasper Weatherby** were also on the ice for Reedy's first career goal. Per NHL PR, this marked the first instance in franchise history that the Sharks scored a goal with five rookie skaters on the ice.
- San Jose led the NHL in number of rookies to appear (18), number of rookie games played (458, second most in franchise history), number of NHL debuts (11, tied with ARI) and number of rookies to record points (14). San Jose's 30 goals and 94 points by rookies this season were the most for the club since 2010-11 (43) and 2006-07 (130), respectively.

MAJOR TRANSACTIONS

- Signed C **Thomas Bordeleau** to a three-year contract, Apr. 16, 2022
- Signed D **Nick Cicek** to a two-year contract, Apr. 11, 2022
- Re-signed D **Nikolai Knyzhov** to a one-year contract, Apr. 1, 2022
- Acquired C **Antoine Morand** from Tampa Bay in exchange for G Alexei Melnichuk, Mar. 21, 2022
- Acquired a 2024 fifth-round selection from Colorado in exchange for F Andrew Cogliano, Mar. 21, 2022
- Acquired D **Anthony Bitetto** from the New York Rangers in exchange for C Nick Merkley, Mar. 21, 2022
- Acquired G **Kaapo Kahkonen** along with a 2022 fifth-round selection (SJS) from Minnesota in exchange for D Jake Middleton, Mar. 21, 2022
- Re-signed C **Tomáš Hertl** to an eight-year contract, Mar. 16, 2022
- Acquired G **Alex Stalock** from Edmonton in exchange for future considerations, Mar. 2, 2022
- Claimed F **Ryan Dzingel** off waivers from the Toronto Maple Leafs, Feb. 21, 2022
- Acquired a 2022 seventh-round selection (SJS) from Ottawa in exchange for F Dylan Gambrell, Oct. 24, 2021
- Claimed F **Jonah Gadjovich** off waivers from the Vancouver Canucks, Oct. 7, 2021
- Re-signed F **Noah Gregor** to a one-year contract, Sept. 13, 2021
- Signed C **Jasper Weatherby** to a two-year contract, Aug. 24, 2021
- Signed C **William Eklund** to a standard, entry-level contract, Aug. 16, 2021
- Signed F **Nick Merkley** to a one-year contract, July 28, 2021
- Signed D **Jaycob Megna** to a one-year contract, July 28, 2021
- Signed F **Andrew Cogliano** to a one-year contract, July 28, 2021
- Signed F **Nick Bonino** to a two-year contract, July 28, 2021
- Signed G **James Reimer** to a two-year contract, July 28, 2021

PACIFIC DIVISION STANDINGS							
	GP	W	L	OTL	PTS	GF	GA
CALGARY FLAMES (3)	82	50	21	11	111	293	208
EDMONTON OILERS (5)	82	49	27	6	104	290	252
LOS ANGELES KINGS (6)	82	44	27	11	99	239	236
VEGAS GOLDEN KNIGHTS (9)	82	43	31	8	94	266	248
VANCOUVER CANUCKS (10)	82	40	30	12	92	249	236
SAN JOSE SHARKS (12)	82	32	37	13	77	214	264
ANAHEIM DUCKS (13)	82	31	37	14	76	232	271
SEATTLE KRANKEN (15)	82	27	49	6	60	216	285

SKATERS							
No.	P	PLAYER	GP	G	A	PTS	PIM
28	R	TIMO MEIER	77	35	41	76	54
48	C	TOMÁŠ HERTL	82	30	34	64	30
39	C	LOGAN COUTURE	77	23	33	56	18
88	D	BRENT BURNS	82	10	44	54	42
94	L	ALEXANDER BARABANOV	70	10	29	39	14
65	D	ERIK KARLSSON	50	10	25	35	14
13	C	NICK BONINO	80	16	10	26	18
92	L	RUDOLFS BALCERS	61	11	12	23	20
73	C	NOAH GREGOR	63	8	15	23	25
76	C	JONATHAN DAHLEN	61	12	10	22	12
83	L	MATT NIETO	70	6	11	17	19
11	C	ANDREW COGLIANO	56	4	11	15	12
44	D	MARC-EDOUARD VLASIC	75	3	11	14	18
38	D	MARIO FERRARO	63	2	12	14	16
26	C	JASPER WEATHERBY	50	5	6	11	18
54	C	SCOTT REEDY	35	7	2	9	10
21	D	JACOB MIDDLETON	45	3	6	9	69
24	D	JAYCOB MEGNA	44	2	6	8	16
55	C	SASHA CHMELEVSKI	19	0	8	8	4
53	D	NICOLAS MELOCHE	50	2	5	7	39
62	R	KEVIN LABANC	21	3	6	6	6
6	D	RYAN MERKLEY	39	1	5	6	8
63	L	JEFFREY VIEL	34	3	2	5	114
23	C	THOMAS BORDELEAU	8	0	5	5	0
72	C	WILLIAM EKLUND	9	0	4	4	2
10	R	NICK MERKLEY	9	1	2	3	0
42	L	JONAH GADJOVICH	43	1	2	3	74
51	D	RADIM SIMEK	36	1	1	2	8
43	L	JOHN LEONARD	14	1	1	2	0
18	C	LANE PEDERSON	29	0	2	2	10
61	D	SANTERI HATAKKA	9	0	2	2	2
14	C	RYAN DZINGEL (TOTAL)	32	5	3	8	35
		ARI	25	4	3	7	35
		SJS	6	1	0	1	0
89	L	JAYDEN HALBGEWACHS	3	0	1	1	4
25	D	ARTEMI KNIATSEV	1	0	0	0	0
57	R	ADAM RASKA	5	0	0	0	7

GOALTENDERS										
No.	GOALTENDER	GP	MIN	AVG	W	L	OTL	SO	GA	SV%
47	JAMES REIMER	48	2,673	2.90	19	17	10	1	129	.911
33	ADIN HILL	25	1,376	2.66	10	11	1	2	61	.906
34	KAAPPO KAHKONEN (TOTAL)	36	1,947	2.87	14	14	4	0	93	.912
	MIN	25	1,381	2.87	12	8	3	0	66	.910
	SJS	11	566	2.86	2	6	1	0	27	.916
36	ZACH SAWCHENKO	7	269	3.35	1	2	1	0	15	.901
32	ALEX STALOCK	1	46	7.81	0	1	0	0	6	.786

GAME-BY-GAME RESULTS

No.	DATE	OPPONENT	RESULT	RECORD
1	10/16/21	Winnipeg	W, 4-3	1-0-0
2	10/19/21	@ Montreal	W, 5-0	2-0-0
3	10/21/21	@ Ottawa	W, 2-1	3-0-0
4	10/22/21	@ Toronto	W, 5-3	4-0-0
5	10/24/21	@ Boston	L, 3-4	4-1-0
6	10/26/21	@ Nashville	L, 1-3	4-2-0
7	10/28/21	Montreal	L, 0-4	4-3-0
8	10/30/21	Winnipeg	W, 2-1*	5-3-0
9	11/2/21	Buffalo	W, 5-3	6-3-0
10	11/4/21	St. Louis	L, 3-5	6-4-0
11	11/6/21	New Jersey	O, 2-3**	6-4-1
12	11/9/21	@ Calgary	W, 4-1	7-4-1
13	11/11/21	@ Winnipeg	L, 1-4	7-5-1
14	11/13/21	@ Colorado	L, 2-6	7-6-1
15	11/16/21	@ Minnesota	W, 4-1	8-6-1
16	11/18/21	@ St. Louis	L, 1-4	8-7-1
17	11/20/21	Washington	L, 0-4	8-8-1
18	11/22/21	Carolina	W, 2-1	9-8-1
19	11/24/21	Ottawa	W, 6-3	10-8-1
20	11/26/21	Toronto	L, 1-4	10-9-1
21	11/28/21	@ Chicago	W, 2-0	11-9-1
22	11/30/21	@ New Jersey	W, 5-2	12-9-1
23	12/2/21	@ NY Islanders	W, 2-1*	13-9-1
24	12/3/21	@ NY Rangers	L, 0-1	13-10-1
25	12/5/21	@ Columbus	L, 4-6	13-11-1
26	12/7/21	Calgary	W, 5-3	14-11-1
27	12/9/21	Minnesota	L, 2-5	14-12-1
28	12/11/21	Dallas	W, 2-1	15-12-1
29	12/14/21	Seattle	L, 1-3	15-13-1
30	12/16/21	Vancouver	L, 2-5	15-14-1
31	12/28/21	Arizona	W, 8-7**	16-14-1
32	12/30/21	Philadelphia	W, 3-2*	17-14-1
33	1/2/22	@ Pittsburgh	L, 5-8	17-15-1
34	1/4/22	@ Detroit	L, 2-6	17-16-1
35	1/6/22	@ Buffalo	W, 3-2	18-16-1
36	1/8/22	@ Philadelphia	W, 3-2*	19-16-1
37	1/11/22	Detroit	W, 3-2*	20-16-1
38	1/13/22	NY Rangers	L, 0-3	20-17-1
39	1/15/22	Pittsburgh	O, 1-2*	20-17-2
40	1/17/22	Los Angeles	W, 6-2	21-17-2
41	1/20/22	@ Seattle	L, 2-3	21-18-2
42	1/22/22	Tampa Bay	L, 1-7	21-19-2
43	1/26/22	@ Washington	W, 4-1	22-19-2
44	1/29/22	@ Florida	O, 4-5*	22-19-3
45	1/30/22	@ Carolina	L, 1-2	22-20-3
46	2/1/22	@ Tampa Bay	O, 2-3*	22-20-4
47	2/14/22	Edmonton	L, 0-3	22-21-4
48	2/17/22	Vancouver	O, 4-5*	22-21-5
49	2/20/22	Vegas	L, 1-4	22-22-5
50	2/22/22	@ Anaheim	O, 3-4**	22-22-6
51	2/24/22	NY Islanders	W, 4-3**	23-22-6
52	2/26/22	Boston	L, 1-3	23-23-6
53	2/27/22	Seattle	W, 3-1	24-23-6
54	3/1/22	@ Vegas	L, 1-3	24-24-6
55	3/5/22	Nashville	L, 0-8	24-25-6
56	3/6/22	@ Anaheim	O, 2-3*	24-25-7
57	3/10/22	@ Los Angeles	W, 4-3*	25-25-7
58	3/12/22	Los Angeles	W, 5-0	26-25-7
59	3/15/22	Florida	O, 2-3*	26-25-8
60	3/17/22	@ Los Angeles	L, 0-3	26-26-8
61	3/18/22	Colorado	L, 3-5	26-27-8
62	3/20/22	Arizona	W, 4-2	27-27-8
63	3/22/22	@ Calgary	W, 4-3	28-27-8
64	3/24/22	@ Edmonton	L, 2-5	28-28-8
65	3/26/22	Anaheim	W, 4-1	29-28-8
66	3/30/22	@ Arizona	L, 2-5	29-29-8
67	3/31/22	@ Colorado	L, 2-4	29-30-8
68	4/2/22	Dallas	L, 4-5	29-31-8
69	4/5/22	Edmonton	O, 1-2*	29-31-9
70	4/7/22	Calgary	L, 2-4	29-32-9
71	4/9/22	@ Vancouver	L, 2-4	29-33-9
72	4/12/22	@ Nashville	O, 0-1*	29-33-10
73	4/14/22	@ Chicago	O, 4-5**	29-33-11
74	4/16/22	@ Dallas	L, 1-2	29-34-11
75	4/17/22	@ Minnesota	O, 4-5*	29-34-12
76	4/19/22	Columbus	W, 3-2	30-34-12
77	4/21/22	St. Louis	L, 1-3	30-35-12
78	4/23/22	Chicago	W, 4-1	31-35-12
79	4/24/22	@ Vegas	W, 5-4**	32-35-12
80	4/26/22	Anaheim	L, 2-5	32-36-12
81	4/28/22	@ Edmonton	O, 4-5*	32-36-13
82	4/29/22	@ Seattle	L, 0-3	32-37-13

*OVERTIME, **SHOOTOUT

SEASON HIGHLIGHTS

- Patrick Marleau broke the all-time games played record on Apr. 19, 2021 in Vegas, which was previously held by Gordie Howe who held the distinction since Nov. 26, 1961 when he became the first player in NHL history to reach 1,000 games played.
- Marleau also became the second player in NHL history to reach 1,600 games with one franchise
- Doug Wilson served his 1,300th career game as General Manager for the Sharks Franchise against the Minnesota Wild on Mar. 29, 2021. He became the 20th GM in league history to reach the milestone mark and the 15th to do so with one franchise. Additionally, he is also just the third GM in NHL history to serve at least 1,300 games and appear in 1,000 games as an NHL player.
- The Sharks appeared in eight shootouts, which was the most in the league in 2020-21 (tied with Dallas), and earned a 5-3 record in the games. Nashville was the only other team to earn at least five wins in the shootout
- For the second straight season, the Sharks had nine players make their NHL debut in 2020-21, and is the most in a two-year span since the franchise's first two years of existence (20 players, 13 in 1991-92, 7 in 1992-93).
- Sasha Chmelevski (Huntington Beach, CA) made his NHL debut on Feb. 5, 2021 against Anaheim, becoming the fourth California-born player to play in a game for the Sharks and marked the first time in Sharks franchise history (regular season and playoffs) in which two California-born players suited up for the Sharks in the same game (Matt Nieto).
- Martin Jones backstopped the Sharks to a series sweep against the Kings (2-0) Mar. 22-24, stopping 83-of-86 (.965) shots with consecutive 40+ save efforts. He was the first Sharks goaltender to post consecutive 40+ save games since Arturs Irbe did so from Apr. 8-10, 1993.

MAJOR TRANSACTIONS

- Signed F Alexander Barabanov to a one-year contract, May 12, 2021
- Signed G Zach Sawchenko to a two-year contract, Apr. 12, 2021
- Acquired F Alexander Barabanov from Toronto in exchange for F Antti Suomela, Apr. 12, 2021
- Acquired a 2022 fifth-round selection from Vegas (BUF selection) in a three team trade and sent D Nick DeSimone to Vegas. As part of the trade, San Jose retained 25% of Mattias Janmark's salary, Apr. 12, 2021
- Acquired G Magnus Chrona from Tampa Bay in exchange for D Fredrik Claesson
- Acquired F Nick Foligno from Columbus. Traded Foligno and F Stefan Noesen to Toronto for a 2021 fourth-round selection, Apr. 11, 2021
- Acquired D Greg Pateryn and a 2021 fifth-round selection in exchange for G Devan Dubnyk, Apr. 10, 2021
- Acquired D Christian Jaros from OTT in exchange for F Jack Kopacka and San Jose's 2022 seventh-round selection, Jan. 27, 2021
- Claimed F Rudolfs Balcers off waivers from Ottawa, Jan. 12, 2021
- Signed D Fredrik Claesson to a one-year contract, Jan. 11, 2021
- Signed F Kurtis Gabriel to a one year contract, Nov. 2, 2021
- Signed F Matt Nieto to a one-year contract, Oct. 13, 2021
- Signed F Patrick Marleau to a one year contract, Oct. 13, 2021
- Re-signed F Kevin Labanc to a four-year contract, Oct. 10, 2021
- Signed F Stefan Noesen to a one year contract, Oct. 9, 2021
- Signed F Antti Suomela to a one year contract, Oct. 7, 2021
- Resigned D Nicolas Meloche to a one-year contract, Oct. 6, 2021
- Resigned D Jacob Middleton to a two-year contract, Oct. 6, 2021
- Resigned F Maxim Letunov to a one-year contract, Oct. 6, 2021
- Resigned F Jayden Halbgewachs to a two-year contract, Oct. 6, 2021
- Acquired G Devan Dubnyk and a seventh-round selection in the 2022 NHL Draft from Minnesota in exchange for a fifth round selection in the 2022 NHL Draft, Oct. 5, 2021
- Acquired R Ryan Donato from Minnesota in exchange for a third-round selection (from PIT) in the 2021 NHL Draft, Oct. 5, 2021

WEST DIVISION STANDINGS							
	GP	W	L	OTL	PTS	GF	GA
COLORADO AVALANCHE (1)	56	39	13	4	82	197	133
VEGAS GOLDEN KNIGHTS (2)	56	40	14	2	82	191	124
MINNESOTA WILD (9)	56	35	16	5	75	181	160
ST. LOUIS BLUES (15)	56	27	20	9	63	169	170
ARIZONA COYOTES (22)	56	24	26	6	54	153	176
LOS ANGELES KINGS (25)	56	21	28	7	49	143	170
SAN JOSE SHARKS (26)	56	21	28	7	49	151	199
ANAHEIM DUCKS (30)	56	17	30	9	43	126	179

SKATERS							
No.	P	PLAYER	GP	G	A	PTS	PIM
9	L	EVANDER KANE	56	22	27	49	42
48	C	TOMÁŠ HERTL	50	19	24	43	27
39	C	LOGAN COUTURE	53	17	14	31	25
28	R	TIMO MEIER	54	12	19	31	22
88	D	BRENT BURNS	56	7	22	29	36
62	R	KEVIN LABANC	55	12	16	28	31
65	D	ERIK KARLSSON	52	8	14	22	18
16	C	RYAN DONATO	50	6	14	20	10
92	L	RUDOLFS BALCERS	41	8	9	17	16
38	D	MARIO FERRARO	56	1	16	17	22
43	L	JOHN LEONARD	44	3	10	13	2
7	C	DYLAN GAMBRELL	49	5	7	12	13
71	D	NIKOLAI KNYZHOV	56	2	8	10	39
12	C	PATRICK MARLEAU	56	4	5	9	10
83	L	MATT NIETO	28	5	2	7	4
94	L	ALEXANDER BARABANOV (TOTAL)	22	3	5	8	6
			TOR	13	0	1	4
			SJS	9	3	4	2
73	C	NOAH GREGOR	30	5	1	6	6
51	D	RADIM SIMEK	40	2	4	6	15
44	D	MARC-EDOUARD VLASIC	51	1	5	6	8
20	L	MARCUS SORENSEN	29	1	4	5	16
46	C	JOEL KELLMAN	7	1	1	2	6
55	C	ALEXANDER CHMELEVSKI	5	0	2	2	2
37	C	FREDRIK HANDEMARK	8	1	0	1	2
86	R	JOACHIM BLICHFELD	5	1	0	1	12
82	L	IVAN CHEKHOVICH	4	0	1	1	0
70	C	ALEXANDER TRUE	7	0	1	1	6
2	D	GREG PATERYN (TOTAL)	13	0	3	3	6
			MIN	3	0	2	0
			COL	8	0	0	4
			SJS	2	0	1	2
47	D	CHRISTIAN JAROS	7	0	1	1	2
53	D	NICOLAS MELOCHE	7	0	1	1	0
14	C	ANTTI SUOMELA	4	0	0	0	0
45	C	LEAN BERGMANN	1	0	0	0	4
21	D	JACOB MIDDLETON	1	0	0	0	2
11	R	STEFAN NOESEN	5	0	0	0	2
33	D	FREDRIK CLAESSON	4	0	0	0	0
63	L	JEFFREY VIEL	11	0	0	0	23
29	R	KURTIS GABRIEL	11	0	0	0	55
50	D	BRINSON PASICHNUK	4	0	0	0	2

GOALTENDERS											
No.	GOALTENDER	GP	MIN	AVG	W	L	OTL	SO	GA	SV	SV%
31	MARTIN JONES	34	1,868	3.28	15	13	4	1	102	878	.896
32	JOSEF KORENAR	10	492	3.17	3	5	0	0	26	232	.899
40	DEVAN DUBNYK	17	888	3.18	3	9	2	1	47	415	.898
1	ALEXEI MELNICHUK	3	130	5.05	0	1	1	0	11	70	.864

GAME-BY-GAME RESULTS

No.	DATE	OPPONENT	RESULT	RECORD
1	1/14/21	@ Arizona	W, 4-3**	1-0-0
2	1/16/21	@ Arizona	L, 3-5	1-1-0
3	1/18/21	@ St. Louis	L, 4-5	1-2-0
4	1/20/21	@ St. Louis	W, 2-1**	2-2-0
5	1/22/21	@ Minnesota	L, 2-3	2-3-0
6	1/24/21	@ Minnesota	W, 5-3	3-3-0
7	1/26/21	@ Colorado	L, 3-7	3-4-0
8	1/28/21	@ Colorado	L, 0-3	3-5-0
9	2/5/21	@ Anaheim	W, 5-4**	4-5-0
10	2/6/21	@ Anaheim	O, 1-2**	4-5-1
11	2/9/21	@ Los Angeles	W, 4-3**	5-5-1
12	2/11/21	@ Los Angeles	L, 2-6	5-6-1
13	2/13/21	Vegas	L, 1-3	5-7-1
14	2/15/21	Anaheim	W, 3-2	6-7-1
15	2/18/21	@ St. Louis	O, 2-3*	6-7-2
16	2/20/21	@ St. Louis	W, 5-4	7-7-2
17	2/22/21	Minnesota	L, 2-6	7-8-2
18	2/27/21	St. Louis	L, 6-7	7-9-2
19	3/1/21	Colorado	W, 6-2	8-9-2
20	3/3/21	Colorado	L, 0-4	8-10-2
21	3/5/21	Vegas	O, 4-5*	8-10-3
22	3/6/21	Vegas	L, 0-4	8-11-3
23	3/8/21	St. Louis	W, 3-2*	9-11-3
24	3/12/21	@ Anaheim	W, 6-0	10-11-3
25	3/13/21	@ Anaheim	W, 3-1	11-11-3
26	3/15/21	@ Vegas	L, 1-2	11-12-3
27	3/17/21	@ Vegas	L, 4-5	11-13-3
28	3/19/21	St. Louis	O, 1-2**	11-13-4
29	3/20/21	St. Louis	L, 2-5	11-14-4
30	3/22/21	Los Angeles	W, 2-1	12-14-4
31	3/24/21	Los Angeles	W, 4-2	13-14-4
32	3/26/21	@ Arizona	L, 2-5	13-15-4
33	3/27/21	@ Arizona	L, 0-4	13-16-4
34	3/29/21	Minnesota	W, 4-3**	14-16-4
35	3/31/21	Minnesota	W, 4-2	15-16-4
36	4/2/21	@ Los Angeles	W, 3-0	16-16-4
37	4/3/21	@ Los Angeles	W, 3-2	17-16-4
38	4/6/21	Anaheim	L, 1-5	17-17-4
39	4/9/21	Los Angeles	W, 5-2	18-17-4
40	4/10/21	Los Angeles	L, 2-4	18-18-4
41	4/12/21	Anaheim	L, 0-4	18-19-4
42	4/14/21	Anaheim	L, 1-4	18-20-4
43	4/16/21	@ Minnesota	L, 2-3	18-21-4
44	4/17/21	@ Minnesota	L, 2-5	18-22-4
45	4/19/21	@ Vegas	O, 2-3**	18-22-5
46	4/21/21	@ Vegas	L, 2-5	18-23-5
47	4/24/21	Minnesota	L, 3-6	18-24-5
48	4/26/21	Arizona	W, 6-4	19-24-5
49	4/28/21	Arizona	W, 4-2	20-24-5
50	4/30/21	@ Colorado	L, 0-3	20-25-5
51	5/1/21	@ Colorado	L, 3-4	20-26-5
52	5/3/21	Colorado	O, 4-5*	20-26-6
53	5/5/21	Colorado	W, 3-2	21-26-6
54	5/7/21	Arizona	L, 2-5	21-27-6
55	5/8/21	Arizona	O, 4-5*	21-27-7
56	5/12/21	Vegas	L, 0-6	21-28-7

*OVERTIME, **SHOOTOUT

2019-20 SEASON IN REVIEW

SEASON HIGHLIGHTS

- The Sharks owned the best penalty kill unit in the NHL, killing off 85.7-percent of their disadvantages.
- San Jose witnessed nine players make their NHL debut, the second highest in a single season in franchise history and the highest since the Sharks inception in 1991-92
- San Jose set the NHL record for most consecutive wins when allowing two goals or fewer, a stretch that lasted through 45 consecutive wins and ended after a 3-2 shootout loss in Carolina on Dec. 5, 2019
- **Doug Wilson** served his 1,200th career game as General Manager for the Sharks Franchise against the Nashville Predators on Oct. 8.
- **Logan Couture** scored the overtime game-winning goal in consecutive team games for the first time in franchise history, beating Vegas on the road 11/21 in a 2-1 result and on 11/23 bested the New York Islanders 2-1.
- **Joe Thornton** reached the 1,600-game plateau with his appearance on Dec. 12 vs the NY Rangers.
- Defenseman **Marc-Edouard Vlasic** became the first San Jose Sharks blueliner to reach 1,000 games played with the franchise on Dec. 14 vs VAN. He was the 17th defenseman in NHL history to skate in at least 1,000 games with one franchise.
- **Evander Kane** registered two hat tricks in the 2019-20 season, both of which came in a single period. Kane joined only J. Pavelski (2013-14) as Sharks to score at least two hat tricks in a season with both instances occurring in one period of play.

MAJOR TRANSACTIONS

- Acquired **D Brandon Davidson** from Calgary in exchange for future considerations, Feb. 24, 2020
- Acquired **F Anthony Greco** and a 2020 first round selection from Tampa Bay in exchange for **F Barclay Goodrow** and a 2020 third-round selection, Feb. 24, 2020
- Acquired a conditional 2021 third-round selection from Pittsburgh in exchange for **F Patrick Marleau**, Feb. 24, 2020
- Acquired a 2020 second-round selection and a conditional third round selection from Washington in exchange for **D Brenden Dillon**, Feb. 18, 2020
- Claimed **F Stefan Noesen** off waivers from Pittsburgh, Dec. 19, 2019
- Signed **F Patrick Marleau** to a one-year contract, Oct. 19, 2019
- Acquired **D Nicolas Meloche** from Colorado in exchange for **G Antoine Bibeau**, Sept. 27, 2019
- **C Joe Thornton** agreed to terms on a one-year contract, Sept. 6, 2019
- Acquired **D Trevor Carrick** from Carolina in exchange for **D Kyle Wood**, Aug. 6 2019
- Signed **D Dalton Prout** to a one-year contract, July 2, 2019
- Signed **F Jonny Brodzinski** to a one year contract, July 2, 2019
- Acquired a 2019 second-round draft selection (41st overall, later traded to Vegas in exchange for a second round selection [48th overall, Artemi Kniazhev] in 2019 and a third round selection [82nd overall, later traded to New Jersey along with a third-round selection [91st overall] in 2019 in exchange for a second round selection [55th overall, Dillon Hamaliuk] in 2019] in 2019) and a 2020 third-round selection from the Philadelphia Flyers in exchange for **D Justin Braun**, June 18, 2019

PACIFIC DIVISION STANDINGS							
	GP	W	L	OTL	PTS	GF	GA
VEGAS GOLDEN KNIGHTS (3)	71	39	24	8	86	227	211
EDMONTON OILERS (4)	71	37	25	9	83	225	217
CALGARY FLAMES (7)	70	36	27	7	79	210	215
VANCOUVER CANUCKS (9)	69	36	27	6	78	228	217
ARIZONA COYOTES (11)	70	33	29	8	74	195	187
ANAHEIM DUCKS (13)	71	29	33	9	67	187	226
LOS ANGELES KINGS (14)	70	29	35	6	64	178	212
SAN JOSE SHARKS(15)	70	29	36	5	63	182	226

SKATERS							
No.	P	PLAYER	GP	G	A	PTS	PIM
28	R	TIMO MEIER	70	22	27	49	42
9	L	EVANDER KANE	64	26	21	47	122
88	D	BRENT BURNS	70	12	33	45	34
65	D	ERIK KARLSSON	56	6	34	40	16
39	C	LOGAN COUTURE	52	16	23	39	18
48	C	TOMÁŠ HERTL	48	16	20	36	16
62	R	KEVIN LABANC	70	14	19	33	38
19	C	JOE THORNTON	70	7	24	31	34
23	R	BARCLAY GOODROW (TOTAL)	70	8	18	26	97
		SJS	62	8	16	24	80
		TBL	8	0	2	2	17
12	C	PATRICK MARLEAU (TOTAL)	66	11	11	22	14
		SJS	58	10	10	20	12
		PIT	8	1	1	2	2
20	L	MARCUS SORENSEN	66	7	11	18	26
44	D	MARC-EDOUARD VLASIC	70	5	10	15	10
4	D	BRENDEN DILLON (TOTAL)	69	1	13	14	104
		SJS	59	1	13	14	83
		WSH	10	0	0	0	21
68	C	MELKER KARLSSON	61	6	6	12	20
7	C	DYLAN GAMBRELL	50	5	6	11	17
38	D	MARIO FERRARO	61	2	9	11	30
51	D	RADIM SIMEK	48	2	7	9	14
11	R	STEFAN NOESEN (TOTAL)	40	7	2	9	32
		PIT	6	1	0	1	0
		SJS	34	6	2	8	32
46	C	JOEL KELLMAN	31	3	4	7	4
40	C	ANTTI SUOMELA	20	1	6	7	4
73	C	NOAH GREGOR	28	3	2	5	8
72	D	TIM HEED	38	1	4	5	2
70	C	ALEXANDER TRUE	12	0	4	4	2
67	D	JACOB MIDDLETON	10	0	2	2	9
84	C	MAXIM LETUNOV	3	1	0	1	0
45	C	LEAN BERGMANN	12	0	1	1	4
22	C	JONNY BRODZINSKI	3	0	1	1	0
52	C	LUKAS RADIL	14	0	0	0	8
86	W	JOACHIM BLICHFELD	3	0	0	0	2
21	D	BRANDON DAVIDSON (TOTAL)	12	0	0	0	0
		CGY	7	0	0	0	0
		SJS	5	0	0	0	0
71	D	NIKOLAI KNYZHOV	3	0	0	0	2
47	D	TREVOR CARRICK	3	0	0	0	5
75	F	DANIL YURTAYKIN	4	0	0	0	0
5	D	DALTON PROUT	2	0	0	0	7

GOALTENDERS											
No.	GOALTENDER	GP	MIN	AVG	W	L	OTL	SO	GA	SV	SV%
31	MARTIN JONES	41	2,360	3.00	17	21	2	2	1,139	1,021	.896
30	AARON DELL	3	1,834	3.21	12	15	3	0	92	894	.907

GAME-BY-GAME RESULTS

No.	DATE	OPPONENT	RESULT	RECORD
1	10/2/19	@ Vegas	L, 1-4	0-1-0
2	10/4/19	Vegas	L, 1-5	0-2-0
3	10/5/19	@ Anaheim	L, 1-3	0-3-0
4	10/8/19	@ Nashville	L, 2-5	0-4-0
5	10/10/19	@ Chicago	W, 5-4	1-4-0
6	10/13/19	Calgary	W, 3-1	2-4-0
7	10/16/19	Carolina	W, 5-2	3-4-0
8	10/19/19	Buffalo	L, 3-4	3-5-0
9	10/22/19	@ Buffalo	O, 3-4*	3-5-1
10	10/24/19	@ Montreal	W, 4-2	4-5-1
11	10/25/19	@ Toronto	L, 1-4	4-6-1
12	10/27/19	@ Ottawa	L, 2-5	4-7-1
13	10/29/19	@ Boston	L, 1-5	4-8-1
14	11/1/19	Winnipeg	L, 2-3	4-9-1
15	11/2/19	Vancouver	L, 2-5	4-10-1
16	11/5/19	Chicago	W, 4-2	5-10-1
17	11/7/19	Minnesota	W, 6-5	6-10-1
18	11/9/19	Nashville	W, 2-1**	7-10-1
19	11/12/19	Edmonton	W, 6-3	8-10-1
20	11/14/19	@ Anaheim	W, 5-3	9-10-1
21	11/16/19	Detroit	W, 4-3**	10-10-1
22	11/19/19	Edmonton	L, 2-5	10-11-1
23	11/21/19	@ Vegas	W, 2-1*	11-11-1
24	11/23/19	NY Islanders	W, 2-1*	12-11-1
25	11/25/19	@ Los Angeles	W, 4-3*	13-11-1
26	11/27/19	Winnipeg	L, 1-5	13-12-1
27	11/29/19	Los Angeles	W, 4-1	14-12-1
28	11/30/19	@ Arizona	W, 4-2	15-12-1
29	12/3/19	Washington	L, 2-5	15-13-1
30	12/5/19	@ Carolina	O, 2-3**	15-13-2
31	12/7/19	@ Tampa Bay	L, 1-7	15-14-2
32	12/8/19	@ Florida	L, 1-5	15-15-2
33	12/10/19	@ Nashville	L, 1-3	15-16-2
34	12/12/19	NY Rangers	L, 3-6	15-17-2
35	12/14/19	Vancouver	W, 4-2	16-17-2
36	12/17/19	Arizona	L, 2-3	16-18-2
37	12/21/19	St. Louis	L, 2-5	16-19-2
38	12/22/19	Vegas	L, 1-3	16-20-2
39	12/27/19	Los Angeles	O, 2-3*	16-20-3
40	12/28/19	Philadelphia	W, 6-1	17-20-3
41	12/31/19	@ Detroit	L, 0-2	17-21-3
42	1/2/20	@ Pittsburgh	W, 3-2*	18-21-3
43	1/4/20	@ Columbus	W, 3-2	19-21-3
44	1/5/20	@ Washington	L, 4-5**	19-21-4
45	1/7/20	@ St. Louis	L, 2-3	19-22-4
46	1/9/20	Columbus	W, 3-1	20-22-4
47	1/11/20	Dallas	W, 2-1	21-22-4
48	1/14/20	@ Arizona	L, 3-6	21-23-4
49	1/16/20	@ Colorado	L, 0-4	21-24-4
50	1/18/20	@ Vancouver	L, 1-4	21-25-4
51	1/27/20	Anaheim	W, 4-2	22-25-4
52	1/29/20	Vancouver	L, 2-5	22-26-4
53	2/1/20	Tampa Bay	L, 0-3	22-27-4
54	2/4/20	@ Calgary	W, 3-1	23-27-4
55	2/6/20	@ Edmonton	W, 6-3	24-27-4
56	2/10/20	Calgary	L, 2-6	24-28-4
57	2/14/20	@ Winnipeg	W, 3-2	25-28-4
58	2/15/20	@ Minnesota	W, 2-0	26-28-4
59	2/17/20	Florida	L, 3-5	26-29-4
60	2/20/20	@ New Jersey	L, 1-2	26-30-4
61	2/22/20	@ NY Rangers	L, 2-3	26-31-4
62	2/23/20	@ NY Islanders	L, 1-4	26-32-4
63	2/25/20	@ Philadelphia	L, 2-4	26-33-4
64	2/27/20	New Jersey	W, 3-2*	27-33-4
65	2/29/20	Pittsburgh	W, 5-0	28-33-4
66	3/3/20	Toronto	W, 5-2	29-33-4
67	3/5/20	Minnesota	L, 2-3	29-34-4
68	3/7/20	Ottawa	O, 1-2*	29-34-5
69	3/8/20	Colorado	L, 3-4	29-35-5
70	3/11/20	@ Chicago	L, 2-6	29-36-5

*OVERTIME, **SHOOTOUT

2018-19 SEASON IN REVIEW

SEASON HIGHLIGHTS

- The San Jose Sharks clinched a playoff spot for the 14th time in the previous 15 seasons. San Jose’s 14 appearances are most among NHL clubs since 2004.
- San Jose earned the club’s 1,000th win all time in the 3-2 victory over Vegas on Jan. 10, 2019. **Joonas Donskoi** scored the game-winning goal, assisted by **Tomáš Hertl** and **Evander Kane**. San Jose became the third fastest club to reach 1,000 wins in NHL history per Elias (2,112 games).
- The Sharks featured four 30-goal scorers, six 20-goal scorers, and 12 10-goal scorers, sporting four separate 30-goal scorers in the same season.
- The 2018-19 season marked the second consecutive 100-point campaign and fourth straight year with at least 45 wins, and set a franchise record for most goals scored in a single season with 289 goals, beating the previous record of 256 set in the 2007-08 season.
- The Sharks rallied for an overtime victory against the Vegas Golden Knights in Game 7 of the Western Conference First Round after being down 3-1 in the series to advance into the Second Round.

MAJOR TRANSACTIONS

- Acquired **D Erik Karlsson** and **F Francis Perron** from Ottawa in exchange for **F Chris Tierney**, **D Dylan DeMelo**, **F Rudolfs Balcers**, **Josh Norris**, a 2019 2nd-round pick, a 2020 first-round pick and a 2021 second-round pick Sept. 13, 2018
- Signed **F Barclay Goodrow** to a two-year contract extension, Oct. 3, 2018
- Signed **F Marcus Sorensen** to a two-year contract extension, Jan. 14, 2019
- Claimed **F Micheal Haley** off waivers from Florida, Feb. 20, 2018
- Acquired **F Gustav Nyquist** from Detroit in exchange for a 2019 second-round pick and a 2020 third-round pick, Feb. 24, 2018
- Acquired **F Jonathan Dahlen** from Vancouver in exchange for **F Linus Karlsson**, Feb. 25, 2019

PACIFIC DIVISION STANDINGS							
	GP	W	L	OTL	PTS	GF	GA
CALGARY FLAMES (1)	82	50	25	7	107	289	227
SAN JOSE SHARKS (2)	82	46	27	9	101	289	261
VEGAS GOLDEN KNIGHTS (7)	82	43	32	7	93	249	230
ARIZONA COYOTES (9)	82	39	35	8	86	213	223
VANCOUVER CANUCKS (12)	82	35	36	11	81	225	254
ANAHEIM DUCKS (13)	82	35	37	10	80	199	251
EDMONTON OILERS (14)	82	35	38	9	79	232	274
LOS ANGELES KINGS (15)	82	31	42	9	71	202	263

SKATERS							
No.	P	PLAYER	GP	G	A	PTS	PIM
88	D	BRENT BURNS	82	16	67	83	34
48	C	TOMÁŠ HERTL	77	35	39	74	18
39	C	LOGAN COUTURE	81	27	43	70	22
28	R	TIMO MEIER	78	30	36	66	55
8	C	JOE PAVELSKI	75	38	26	64	22
9	L	EVANDER KANE	75	30	26	56	153
62	R	KEVIN LABANC	82	17	39	56	36
19	C	JOE THORNTON	73	16	35	51	20
65	D	ERIK KARLSSON	53	3	42	45	22
27	R	JOONAS DONSKOI	80	14	23	37	10
20	L	MARCUS SORENSEN	80	17	13	30	10
44	D	MARC-EDOUARD VLASIC	72	3	22	25	10
4	D	BRENDEN DILLON	82	1	21	22	61
23	C	BARCLAY GOODROW	82	7	10	17	76
68	C	MELKER KARLSSON	79	12	4	16	26
61	D	JUSTIN BRAUN	78	2	14	16	35
72	D	TIM HEED	37	2	11	13	10
52	C	LUKAS RADIL	36	7	4	11	6
14	C	GUSTAV NYQUIST (TOTAL)	81	22	38	60	12
		SJS	19	6	5	11	4
		DET	62	16	33	49	8
51	D	RADIM SIMEK	41	1	8	9	8
40	C	ANTTI SUOMELA	27	3	5	8	4
47	D	JOAKIM RYAN	44	0	7	7	15
18	C	MICHEAL HALEY (TOTAL)	43	2	4	6	75
		SJS	19	1	2	3	45
		FLA	24	1	2	3	30
60	C	ROURKE CHARTIER	13	1	0	1	2
67	D	JACOB MIDDLETON	3	0	1	1	2
7	C	DYLAN GAMBRELL	8	0	0	0	2

GOALTENDERS											
No.	GOALTENDER	GP	MIN	AVG	W	L	OTL	SO	GA	SV	SV%
31	MARTIN JONES	62	3,597	2.94	36	19	5	3	176	1,523	.896
30	AARON DELL	25	1,323	3.17	10	8	4	2	70	543	.886

GAME-BY-GAME RESULTS

No.	DATE	OPPONENT	RESULT	RECORD
1	10/3/18	Anaheim	L, 2-5	0-1-0
2	10/5/18	@ Los Angeles	W, 3-2*	1-1-0
3	10/8/18	@ NY Islanders	L, 0-4	1-2-0
4	10/9/18	@ Philadelphia	W, 8-2	2-2-0
5	10/11/18	@ NY Rangers	O, 2-3*	2-2-1
6	10/14/18	@ New Jersey	L, 2-3	2-3-1
7	10/18/18	Buffalo	W, 5-1	3-3-1
8	10/20/18	NY Islanders	W, 4-1	4-3-1
9	10/23/18	@ Nashville	W, 5-4	5-3-1
10	10/26/18	@ Carolina	O, 3-4**	5-3-2
11	10/28/18	@ Anaheim	W, 4-3*	6-3-2
12	10/30/18	NY Rangers	O, 3-4**	6-3-3
13	11/1/18	Columbus	L, 1-4	6-4-3
14	11/3/18	Philadelphia	W, 4-3*	7-4-3
15	11/6/18	Minnesota	W, 4-3	8-4-3
16	11/8/18	@ Dallas	L, 3-4	8-5-3
17	11/9/18	@ St. Louis	L, 0-4	8-6-3
18	11/11/18	Calgary	W, 3-1	9-6-3
19	11/13/18	Nashville	W, 5-4	10-6-3
20	11/15/18	Toronto	L, 3-5	10-7-3
21	11/17/18	St. Louis	W, 4-0	11-7-3
22	11/20/18	Edmonton	O, 3-4*	11-7-4
23	11/23/18	Vancouver	W, 4-0	12-7-4
24	11/24/18	@ Vegas	L, 0-6	12-8-4
25	11/27/18	@ Buffalo	O, 2-3*	12-8-5
26	11/28/18	@ Toronto	L, 3-5	12-9-5
27	12/1/18	@ Ottawa	L, 2-6	12-10-5
28	12/2/18	@ Montreal	W, 3-1	13-10-5
29	12/5/18	Carolina	W, 5-1	14-10-5
30	12/7/18	@ Dallas	L, 2-3	14-11-5
31	12/8/18	@ Arizona	W, 5-3	15-11-5
32	12/10/18	New Jersey	W, 5-2	16-11-5
33	12/13/18	Dallas	W, 3-2	17-11-5
34	12/16/18	@ Chicago	W, 7-3	18-11-5
35	12/18/18	@ Minnesota	W, 4-0	19-11-5
36	12/20/18	Winnipeg	L, 3-5	19-12-5
37	12/22/18	Los Angeles	O, 2-3*	19-12-6
38	12/23/18	Arizona	O, 3-4**	19-12-7
39	12/27/18	Anaheim	W, 4-2	20-12-7
40	12/29/18	@ Edmonton	W, 7-4	21-12-7
41	12/31/18	@ Calgary	L, 5-8	21-13-7
42	1/2/19	@ Colorado	W, 5-4	22-13-7
43	1/5/19	Tampa Bay	W, 5-2	23-13-7
44	1/7/19	Los Angeles	W, 3-1	24-13-7
45	1/8/19	Edmonton	W, 7-2	25-13-7
46	1/10/19	@ Vegas	W, 3-2	26-13-7
47	1/12/19	Ottawa	W, 4-1	27-13-7
48	1/15/19	Pittsburgh	W, 5-2	28-13-7
49	1/16/19	@ Arizona	L, 3-6	28-14-7
50	1/19/19	@ Tampa Bay	L, 3-6	28-15-7
51	1/21/19	@ Florida	L, 2-6	28-16-7
52	1/22/19	@ Washington	W, 7-6*	29-16-7
53	2/2/19	Arizona	W, 3-2*	30-16-7
54	2/5/19	@ Winnipeg	W, 3-2*	31-16-7
55	2/7/19	@ Calgary	W, 5-2	32-16-7
56	2/9/19	@ Edmonton	W, 5-2	33-16-7
57	2/11/19	@ Vancouver	W, 7-2	34-16-7
58	2/14/19	Washington	L, 1-5	34-17-7
59	2/16/19	Vancouver	W, 3-2	35-17-7
60	2/18/19	Boston	O, 5-6*	35-17-8
61	2/21/19	@ Pittsburgh	W, 4-0	36-17-8
62	2/23/19	@ Columbus	L, 0-4	36-18-8
63	2/24/19	@ Detroit	W, 5-3	37-18-8
64	2/26/19	@ Boston	L, 1-4	37-19-8
65	3/1/19	Colorado	W, 4-3	38-19-8
66	3/3/19	Chicago	W, 5-2	39-19-8
67	3/7/19	Montreal	W, 5-2	40-19-8
68	3/9/19	St. Louis	W, 3-2*	41-19-8
69	3/11/19	@ Minnesota	W, 3-0	42-19-8
70	3/12/19	@ Winnipeg	W, 5-4	43-19-8
71	3/14/19	Florida	L, 2-4	43-20-8
72	3/16/19	Nashville	L, 2-4	43-21-8
73	3/18/19	Vegas	L, 3-7	43-22-8
74	3/21/19	@ Los Angeles	L, 2-4	43-23-8
75	3/22/19	@ Anaheim	O, 3-4*	43-23-9
76	3/25/19	Detroit	L, 2-3	43-24-9
77	3/28/19	Chicago	L, 4-5	43-25-9
78	3/30/19	Vegas	W, 4-3*	44-25-9
79	3/31/19	Calgary	L, 3-5	44-26-9
80	4/2/19	@ Vancouver	L, 2-4	44-27-9
81	4/4/19	@ Edmonton	W, 3-2	45-27-9
82	4/6/19	Colorado	W, 5-2	46-27-9

*OVERTIME, **SHOOTOUT

2017-18 SEASON IN REVIEW

SEASON HIGHLIGHTS

- The Sharks made their 20th playoff appearance since 1993-94, tied for the second-most (Pittsburgh) during that span. Only Detroit (22) had more.
- The Sharks had five defensemen record 20+ points each in a season for the first time in team history: **Brent Burns** (67), **Justin Braun** (33), **Marc-Edouard Vlasic** (32), **Brenden Dillon** (22), **Dylan DeMelo** (20).
- **Brent Burns** led San Jose in points for the second consecutive season, joining Ottawa's Erik Karlsson as the only two defensemen in the League to lead their team in points (Karlsson was tied). In the process, his career-high 55 assists set a Sharks franchise record for most assists by a defenseman in a single season.
- San Jose swept the Anaheim Ducks in the First Round of the Stanley Cup Playoffs before falling to the expansion Vegas Golden Knights in the Second Round.
- San Jose Barracuda Captain **John McCarthy** represented the United States men's ice hockey team at the 2018 Winter Olympic Games.

MAJOR TRANSACTIONS

- Acquired **F Evander Kane** from Buffalo in exchange for a first-round draft selection in 2019, a conditional draft selection in 2020 and **F Danny O'Regan** on Feb. 26, 2018
- Acquired **F Eric Fehr** from Toronto in exchange for a seventh-round draft selection in the 2020 NHL Draft on Feb. 20, 2018.
- Signed **F Antti Suomela** on June 7, 2018

PACIFIC DIVISION STANDINGS							
	GP	W	L	OTL	PTS	GF	GA
VEGAS GOLDEN KNIGHTS (3)	82	51	24	7	109	272	228
ANAHEIM DUCKS (5)	82	44	25	13	101	235	216
SAN JOSE SHARKS (6)	82	45	27	10	100	252	229
LOS ANGELES KINGS (7)	82	45	29	8	98	239	203
CALGARY FLAMES (11)	82	37	35	10	84	218	248
EDMONTON OILERS (12)	82	36	40	6	78	234	263
VANCOUVER CANUCKS (14)	82	31	40	11	73	218	264
ARIZONA COYOTES (15)	82	29	41	12	70	208	256

SKATERS							
No.	P	PLAYER	GP	G	A	PTS	PIM
88	D	BRENT BURNS	82	12	55	67	46
8	C	JOE PAVELSKI	82	22	44	66	41
39	C	LOGAN COUTURE	78	34	27	61	18
48	C	TOMÁŠ HERTL	79	22	24	46	41
50	C	CHRIS TIERNEY	82	17	23	40	8
62	R	KEVIN LABANC	77	11	29	40	32
89	L	MIKKEL BOEDKER	74	15	22	37	12
28	R	TIMO MEIER	81	21	15	36	51
19	C	JOE THORNTON	47	13	23	36	38
61	D	JUSTIN BRAUN	81	5	28	33	28
27	R	JOONAS DONSKOI	66	14	18	32	26
44	D	MARC-EDOUARD VLASIC	81	11	21	32	34
4	D	BRENDEN DILLON	81	5	17	22	60
74	D	DYLAN DEMELO	63	0	20	20	34
68	C	MELKER KARLSSON	71	8	11	19	26
9	L	EVANDER KANE (TOTAL)	78	29	25	54	82
		SJS	17	9	5	14	25
		BUF	61	20	20	40	57
23	C	BARCLAY GOODROW	47	7	7	14	28
36	R	JANNIK HANSEN	46	2	12	14	15
42	R	JOEL WARD	52	5	7	12	20
47	D	JOAKIM RYAN	62	3	9	12	8
72	D	TIM HEED	29	3	8	11	8
20	L	MARCUS SORENSEN	32	5	2	7	5
16	C	ERIC FEHR	14	3	1	4	0
65	C	DANNY O'REGAN (TOTAL)	21	0	4	4	2
		SJS	19	0	4	4	2
		BUF	2	0	0	0	0
7	D	PAUL MARTIN	14	0	2	2	2
40	C	RYAN CARPENTER (TOTAL)	52	9	6	15	11
		SJS	16	0	1	1	2
		VGK	36	9	5	14	9
14	C	DYLAN GAMBRELL	3	0	0	0	0

GOALTENDERS											
No.	GOALTENDER	GP	MIN	AVG	W	L	OTL	SO	GA	SV	SV%
31	MARTIN JONES	60	3,416	2.55	30	22	6	4	145	1,554	.915
30	AARON DELL	29	1,523	2.64	15	5	4	2	67	708	.914

GAME-BY-GAME RESULTS

No.	DATE	OPPONENT	RESULT	RECORD
1	10/4/17	Philadelphia	L, 3-5	0-1-0
2	10/7/17	Los Angeles	L, 1-4	0-2-0
3	10/12/17	Buffalo	W, 3-2	1-2-0
4	10/14/17	NY Islanders	L, 1-3	1-3-0
5	10/17/17	Montreal	W, 5-2	2-3-0
6	10/20/17	@ New Jersey	W, 3-0	3-3-0
7	10/21/17	@ NY Islanders	L, 3-5	3-4-0
8	10/23/17	@NY Rangers	W, 4-1	4-4-0
9	10/26/17	@ Boston	L, 1-2	4-5-0
10	10/28/17	@ Buffalo	W, 3-2	5-5-0
11	10/30/17	Toronto	W, 3-2	6-5-0
12	11/1/17	Nashville	W, 4-1	7-5-0
13	11/4/17	Anaheim	W, 2-1**	8-5-0
14	11/8/17	Tampa Bay	L, 1-5	8-6-0
15	11/11/17	Vancouver	W, 5-0	9-6-0
16	11/12/17	@ Los Angeles	W, 2-1	10-6-0
17	11/16/17	Florida	L, 0-2	10-7-0
18	11/18/17	Boston	L, 1-3	10-8-0
19	11/20/17	Anaheim	O, 2-3**	10-8-1
20	11/22/17	@ Arizona	W, 3-1	11-8-1
21	11/24/17	@ Vegas	O, 4-5*	11-8-2
22	11/25/17	Winnipeg	W, 4-0	12-8-2
23	11/28/17	@ Philadelphia	W, 3-1	13-8-2
24	11/1/17	@ Florida	W, 2-1	14-8-2
25	12/2/17	@ Tampa Bay	L, 2-5	14-9-2
26	12/4/17	@ Washington	L, 1-4	14-10-2
27	12/7/17	Carolina	W, 5-4*	15-10-2
28	12/9/17	Ottawa	W, 5-0	16-10-2
29	12/10/17	Minnesota	O, 3-4*	16-10-3
30	12/14/17	@ Calgary	W, 3-2	17-10-3
31	12/15/17	@ Vancouver	O, 3-4*	17-10-4
32	12/18/17	@ Edmonton	L, 3-5	17-11-4
33	12/21/17	Vancouver	W, 5-4*	18-11-4
34	12/23/17	Los Angeles	W, 2-0	19-11-4
35	12/28/17	Calgary	W, 3-2**	20-11-4
36	12/31/17	@ Dallas	L, 0-6	20-12-4
37	1/2/18	@ Montreal	W, 4-1	21-12-4
38	1/4/18	@ Toronto	O, 2-3**	21-12-5
39	1/5/18	@ Ottawa	O, 5-6*	21-12-6
40	1/7/18	@ Winnipeg	L, 1-4	21-13-6
41	1/13/18	Arizona	W, 6-5*	22-13-6
42	1/15/18	@ Los Angeles	W, 4-1	23-13-6
43	1/16/18	@ Arizona	W, 3-2**	24-13-6
44	1/18/18	@ Colorado	L, 3-5	24-14-6
45	1/20/18	Pittsburg	W, 2-1	25-14-6
46	1/21/18	@ Anaheim	W, 6-2	26-14-6
47	1/23/18	Winnipeg	O, 4-5*	26-14-7
48	1/25/18	NY Rangers	L, 5-6	26-15-7
49	1/30/18	@ Pittsburg	L, 2-5	26-16-7
50	1/31/18	@ Detroit	O, 1-2**	26-16-8
51	2/2/18	@ Columbus	W, 3-1	27-16-8
52	2/4/18	@ Carolina	W, 3-1	28-16-8
53	2/6/18	@ Colorado	L, 1-3	28-17-8
54	2/8/18	Vegas	L, 3-5	28-18-8
55	2/10/18	Edmonton	W, 6-4	29-18-8
56	2/11/18	@ Anaheim	W, 3-2**	30-18-8
57	2/13/18	Arizona	L, 1-2	30-19-8
58	2/15/18	Vancouver	W, 4-1	31-19-8
59	2/18/18	Dallas	W, 5-2	32-19-8
60	2/20/18	@ St. Louis	W, 3-2	33-19-8
61	2/22/18	@ Nashville	L, 1-7	33-20-8
62	2/23/18	@ Chicago	L, 1-3	33-21-8
63	2/25/18	@ Minnesota	O, 2-3*	33-21-9
64	2/27/18	Edmonton	W, 5-2	34-21-9
65	3/1/18	Chicago	W, 7-2	35-21-9
66	3/4/18	Columbus	L, 2-4	35-22-9
67	3/8/18	St. Louis	W, 2-0	36-22-9
68	3/10/18	Washington	L, 0-2	36-23-9
69	3/12/18	Detroit	W, 5-3	37-23-9
70	3/14/18	@ Edmonton	W, 4-3*	38-23-9
71	3/16/18	@ Calgary	W, 7-4	39-23-9
72	3/17/18	@ Vancouver	W, 5-3	40-23-9
73	3/20/18	New Jersey	W, 6-2	41-23-9
74	3/22/18	Vegas	W, 2-1*	42-23-9
75	3/24/18	Calgary	W, 5-1	43-23-9
76	3/26/18	@ Chicago	W, 4-3**	44-23-9
77	3/27/18	@ St. Louis	O, 2-3*	44-23-10
78	3/29/18	@ Nashville	L, 3-5	44-24-10
79	3/31/18	@ Vegas	L, 2-3	44-25-10
80	4/3/18	Dallas	L, 2-4	44-26-10
81	4/5/18	Colorado	W, 4-2	45-26-10
82	4/7/18	Minnesota	L, 3-6	45-27-10

*OVERTIME, **SHOOTOUT

2016-17 SEASON IN REVIEW

SEASON HIGHLIGHTS

- The Sharks clinched a playoff berth for the 12th time in 13 seasons, and the 17th time in the last 19 seasons.
- **Brent Burns** was named the winner of the Norris Trophy as the League’s top defenseman. He led all NHL blueliners in goals (29) and points (76), setting Sharks single-season franchise records in both categories.
- Burns became the first NHL defenseman to post back-to-back 75-point seasons since Brian Leetch in 1995-96/96-97.
- **Joe Thornton** recorded his 1,000th career assist on March 6 at Winnipeg, becoming just the 13th player in NHL history to do so.
- **Patrick Marleau** scored his 500th career goal on Feb. 2 at Vancouver, becoming the 45th player in NHL history to do so.
- Sharks General Manager **Doug Wilson** became the fourth person in NHL history to both play in and be a general manager for 1,000 NHL games on Jan. 26 vs. Edmonton.
- **Joe Pavelski**, **Brent Burns**, **Martin Jones** and **Peter DeBoer** represented San Jose at the 2017 NHL All-Star Game.

MAJOR TRANSACTIONS

- Acquired F **Jannik Hansen** from Vancouver in exchange for F Nikolay Goldobin and a fourth round draft selection (112th overall) in the 2017 NHL Draft on Feb. 28, 2017
- Acquired F **Zack Stortini**, F **Buddy Robinson** and a seventh round draft selection (214th overall) in the 2017 NHL Draft in exchange for F Tommy Wingels on Jan. 24, 2017
- Signed D **Brent Burns** to an eight-year extension on Nov. 22, 2016
- Signed D **David Schlemko** and F **Mikkel Boedker** on July 1, 2016

PACIFIC DIVISION STANDINGS							
	GP	W	L	OTL	PTS	GF	GA
ANAHEIM DUCKS (3)	82	46	23	13	105	223	200
EDMONTON OILERS (4)	82	47	26	9	103	247	212
SAN JOSE SHARKS (5)	82	46	29	7	99	221	201
CALGARY FLAMES (7)	82	45	33	4	94	226	221
LOS ANGELES KINGS (10)	82	39	35	8	86	201	205
ARIZONA COYOTES (12)	82	30	42	10	70	197	260
VANCOUVER CANUCKS (13)	82	30	43	9	69	182	243

SKATERS							
No.	P	PLAYER	GP	G	A	PTS	PIM
88	D	BRENT BURNS	82	29	47	76	40
8	C	JOE PAVELSKI	81	29	39	68	34
39	C	LOGAN COUTURE	73	25	27	52	12
19	C	JOE THORNTON	79	7	43	50	51
12	C	PATRICK MARLEAU	82	27	19	46	28
42	R	JOEL WARD	78	10	19	29	30
44	D	MARC-EDOUARD VLASIC	75	6	22	28	35
7	D	PAUL MARTIN	81	4	22	26	20
89	L	MIKKEL BOEDKER	81	10	16	26	10
50	C	CHRIS TIERNEY	80	11	12	23	6
68	R	MELKER KARLSSON	67	11	11	22	22
48	C	TOMÁŠ HERTL	49	10	12	22	14
62	R	KEVIN LABANC	55	8	12	20	22
5	D	DAVID SCHLEMKO	62	2	16	18	14
27	R	JOONAS DONSKOI	61	6	11	17	10
61	D	JUSTIN BRAUN	81	4	9	13	28
38	C	MICHEAL HALEY	58	2	10	12	128
4	D	BRENDEN DILLON	81	2	8	10	60
57	C	TOMMY WINGELS	37	5	3	8	15
74	D	DYLAN DeMELO	25	1	7	8	14
36	R	JANNIK HANSEN (TOTAL)	43	8	12	20	34
		SJS	15	2	5	7	7
		VAN	28	6	7	13	27
28	R	TIMO MEIER	34	3	3	6	10
20	R	MARCUS SORENSEN	19	1	3	4	4
40	C	RYAN CARPENTER	11	2	2	4	4
41	D	MIRCO MUELLER	4	1	1	2	0
83	L	MATT NIETO	16	0	2	2	4
65	C	DANNY O'REGAN	3	1	0	1	0
23	L	BARCLAY GOODROW	3	0	1	1	0
82	R	NIKOLAY GOLDOBIN	2	0	0	0	0
72	D	TIM HEED	1	0	0	0	0

GOALTENDERS											
No.	GOALTENDER	GP	MIN	AVG	W	L	OTL	SO	GA	SV	SV%
31	MARTIN JONES	62	3,597	2.94	36	19	5	3	176	1,523	.896
30	AARON DELL	25	1,323	3.17	10	8	4	2	70	543	.886

GAME-BY-GAME RESULTS

No.	DATE	OPPONENT	RESULT	RECORD
1	10/12	Los Angeles	W, 2-1	1-0-0
2	10/15	@ Columbus	W, 3-2	2-0-0
3	10/17	@ NY Rangers	L, 4-7	2-1-0
4	10/18	@ NY Islanders	W, 3-2	3-1-0
5	10/20	@ Pittsburgh	L, 2-3	3-2-0
6	10/22	@ Detroit	L, 0-3	3-3-0
7	10/25	Anaheim	W, 2-1*	4-3-0
8	10/27	Columbus	W, 3-1	5-3-0
9	10/29	Nashville	W, 4-1	6-3-0
10	11/1	@ Arizona	L, 2-3	6-4-0
11	11/3	Calgary	L, 2-3	6-5-0
12	11/5	Pittsburgh	L, 0-5	6-6-0
13	11/8	@ Washington	W, 3-0	7-6-0
14	11/10	@ Florida	W, 4-2	8-6-0
15	11/12	@ Tampa Bay	W, 3-1	9-6-0
16	11/15	@ Carolina	L, 0-1	9-7-0
17	11/17	@ St. Louis	L, 2-3	9-8-0
18	11/19	@ Arizona	O, 2-3*	9-8-1
19	11/21	New Jersey	W, 4-0	10-8-1
20	11/23	Chicago	W, 2-1	11-8-1
21	11/25	NY Islanders	W, 3-2	12-8-1
22	11/26	Anaheim	L, 2-3	12-9-1
23	11/29	Arizona	W, 2-1*	13-9-1
24	11/30	@ Los Angeles	W, 4-1	14-9-1
25	12/2	Montreal	W, 2-1	15-9-1
26	12/7	Ottawa	L, 2-4	15-10-1
27	12/9	@ Anaheim	L, 2-3	15-11-1
28	12/10	Carolina	W, 4-3	16-11-1
29	12/13	@ Toronto	W, 3-2**	17-11-1
30	12/14	@ Ottawa	W, 4-3**	18-11-1
31	12/16	@ Montreal	W, 4-2	19-11-1
32	12/18	@ Chicago	L, 1-4	19-12-1
33	12/20	Calgary	W, 4-1	20-12-1
34	12/23	Edmonton	W, 3-2*	21-12-1
35	12/27	@ Anaheim	W, 3-2*	22-12-1
36	12/30	Philadelphia	W, 2-0	23-12-1
37	12/31	@ Los Angeles	L, 2-3	23-13-1
38	1/3	Los Angeles	O, 1-2*	23-13-2
39	1/5	Minnesota	L, 5-4	23-14-2
40	1/7	Detroit	W, 6-3	24-14-2
41	1/10	@ Edmonton	W, 5-3	25-14-2
42	1/11	@ Calgary	L, 2-3	25-15-2
43	1/14	St. Louis	L, 0-4	25-16-2
44	1/16	Winnipeg	W, 5-2	26-16-2
45	1/18	@ Los Angeles	W, 3-2	27-16-2
46	1/19	Tampa Bay	W, 2-1	28-16-2
47	1/21	Colorado	W, 3-2*	29-16-2
48	1/23	@ Colorado	W, 5-2	30-16-2
49	1/24	@ Winnipeg	W, 4-3	31-16-2
50	1/26	Edmonton	L, 1-4	31-17-2
51	1/31	Chicago	W, 3-1	32-17-2
52	2/2	@ Vancouver	W, 4-1	33-17-2
53	2/4	Arizona	O, 2-3**	33-17-3
54	2/7	@ Buffalo	O, 4-5*	33-17-4
55	2/9	@ Boston	L, 3-6	33-18-4
56	2/11	@ Philadelphia	O, 1-2*	33-18-5
57	2/12	@ New Jersey	W, 4-1	34-18-5
58	2/15	Florida	O, 5-6*	34-18-6
59	2/18	@ Arizona	W, 4-1	35-18-6
60	2/19	Boston	O, 1-2*	35-18-7
61	2/25	@ Vancouver	W, 4-1	36-18-7
62	2/28	Toronto	W, 3-1	37-18-7
63	3/2	Vancouver	W, 3-1	38-18-7
64	3/5	@ Minnesota	L, 1-3	38-19-7
65	3/6	@ Winnipeg	W, 3-1	39-19-7
66	3/9	Washington	W, 4-2	40-19-7
67	3/11	Nashville	L, 3-1	40-20-7
68	3/12	Dallas	W, 5-1	41-20-7
69	3/14	Buffalo	W, 4-1	42-20-7
70	3/16	St. Louis	L, 1-4	42-21-7
71	3/18	Anaheim	O, 1-2*	42-22-7
72	3/20	@ Dallas	L, 0-1	42-23-7
73	3/21	@ Minnesota	L, 2-3	42-24-7
74	3/24	@ Dallas	L, 1-6	42-25-7
75	3/25	@ Nashville	L, 2-7	42-26-7
76	3/28	NY Rangers	W, 5-4*	43-26-7
77	3/30	@ Edmonton	L, 2-3	43-27-7
78	3/31	@ Calgary	L, 2-5	43-28-7
79	4/2	@ Vancouver	W, 3-1	44-28-7
80	4/4	Vancouver	W, 3-1	45-28-7
81	4/6	Edmonton	L, 2-4	45-29-7
82	4/8	Calgary	W, 3-1	46-29-7

*OVERTIME, **SHOOTOUT

2015-16 SEASON IN REVIEW

SEASON HIGHLIGHTS

- The Sharks reached the Stanley Cup Final for the first time in franchise history, dispatching the St. Louis Blues to win their first Western Conference Championship in the process.
- The Sharks set a franchise record by winning 28 road games, the second-most road victories in a single season in NHL history.
- The Sharks set a franchise record by sweeping a six-game road trip from Nov. 13-22, marking the first time San Jose has swept a road trip longer than four games.
- **Joe Pavelski** was named the team's ninth full-time captain, becoming the first American-born captain in team history.
- **Brent Burns** set several franchise records for a defenseman, including most goals in a single season (27), most assists in a single season (48), most points in a single season (75), and he set the Sharks franchise record for shots on goal (353).
- **Patrick Marleau** played in his 1,400th NHL game, becoming just the 36th player in NHL history to reach the milestone.

MAJOR TRANSACTIONS

- Acquired **D Roman Polak** and **F Nick Spaling** from Toronto in exchange for **F Raffi Torres**, a second round selection in the 2017 NHL Draft and a second round selection in the 2018 NHL Draft on Feb. 22, 2016
- Signed **F Joel Ward** on July 3, 2015
- Signed **D Paul Martin** on July 1, 2015
- Acquired **G Martin Jones** from Boston in exchange for a first-round selection (29th overall) in the 2016 NHL Draft and **F Sean Kuraly** on June 30, 2015

PACIFIC DIVISION STANDINGS							
	GP	W	L	OTL	PTS	GF	GA
ANAHEIM DUCKS (4)	82	46	25	11	103	218	192
LOS ANGELES KINGS (5)	82	48	28	6	102	225	195
SAN JOSE SHARKS (6)	82	46	30	6	98	241	210
ARIZONA COYOTES (10)	82	35	39	8	78	209	245
CALGARY FLAMES (12)	82	35	40	7	77	231	260
VANCOUVER CANUCKS (13)	82	31	38	13	75	199	251
EDMONTON OILERS (14)	82	31	43	8	70	232	274

SKATERS							
No.	P	PLAYER	GP	G	A	PTS	PIM
19	C	JOE THORNTON	82	19	63	82	54
8	C	JOE PAVELSKI	82	38	40	78	30
88	D	BRENT BURNS	82	27	48	75	53
12	L	PATRICK MARLEAU	82	25	23	48	10
48	C	TOMÁŠ HERTL	81	21	25	46	26
42	R	JOEL WARD	79	21	22	43	28
44	D	MARC-EDOUARD VLASIC	67	8	31	39	48
39	C	LOGAN COUTURE	52	15	21	36	20
27	R	JOONAS DONSKOI	76	11	25	36	20
61	D	JUSTIN BRAUN	80	4	19	23	36
50	C	CHRIS TIERNEY	79	7	13	20	20
7	D	PAUL MARTIN	78	3	17	20	22
68	C	MELKER KARLSSON	65	10	9	19	16
57	C	TOMMY WINGELS	68	7	11	18	63
83	L	MATT NIETO	67	8	9	17	10
4	D	BRENDEN DILLON	76	2	9	11	61
9	C	DAINIUS ZUBRUS	50	3	4	7	20
16	C	NICK SPALING (TOTAL)	58	3	10	13	24
		TOR	35	1	6	7	18
		SJS	23	2	4	6	6
74	D	DYLAN DeMELO	45	2	2	4	14
80	D	MATT TENNYSON	29	1	3	4	0
18	R	MIKE BROWN	44	1	2	3	63
46	D	ROMAN POLAK (TOTAL)	79	1	15	16	72
		TOR	55	1	12	13	56
		SJS	24	0	3	3	16
89	R	BARCLAY GOODROW	14	0	3	3	16
82	L	NIKOLAY GOLDOBIN	9	1	1	2	0
38	C	MICHEAL HALEY	16	1	0	1	48
11	C	BRYAN LERG	6	0	0	0	0
21	R	BEN SMITH	6	0	0	0	0
17	C	JOHN McCARTHY	1	0	0	0	0
41	D	MIRCO MUELLER	11	0	0	0	7
40	C	RYAN CARPENTER	1	0	0	0	0

GOALTENDERS											
No.	GOALTENDER	GP	MIN	AVG	W	L	OTL	SO	GA	SV	SV%
31	MARTIN JONES	65	3,786	2.27	37	23	4	6	143	1,734	.918
34	JAMES REIMER (TOTAL)	40	2,290	2.31	17	14	7	3	88	1,128	.922
	TOR	8	481	1.62	6	2	0	3	13	208	.938
	SJS	32	1,809	2.49	11	12	7	0	75	920	.918
32	ALEX STALOCK	13	674	2.94	3	5	2	0	33	285	.884

GAME-BY-GAME RESULTS

No.	DATE	OPPONENT	RESULT	RECORD
1	10/7/15	@ Los Angeles	W, 5-1	1-0-0
2	10/10/15	Anaheim	W, 2-0	2-0-0
3	10/13/15	@ Washington	W, 5-0	3-0-0
4	10/16/15	@ New Jersey	W, 2-1**	4-0-0
5	10/17/15	@ NY Islanders	L, 3-6	4-1-0
6	10/19/15	@ NY Rangers	L, 0-4	4-2-0
7	10/22/15	Los Angeles	L, 1-4	4-3-0
8	10/24/15	Carolina	W, 5-2	5-3-0
9	10/28/15	Nashville	L, 1-2	5-4-0
10	10/31/15	@ Dallas	L, 3-5	5-5-0
11	11/1/15	@ Colorado	W, 4-3	6-5-0
12	11/3/15	Columbus	L, 2-5	6-6-0
13	11/5/15	Florida	W, 5-2	7-6-0
14	11/7/15	Anaheim	L, 0-1	7-7-0
15	11/10/15	NY Islanders	L, 2-4	7-8-0
16	11/13/15	@ Detroit	W, 3-2	8-8-0
17	11/14/15	@ Buffalo	W, 2-1*	9-8-0
18	11/17/15	@ Boston	W, 5-4	10-8-0
19	11/19/15	@ Philadelphia	W, 1-0*	11-8-0
20	11/21/15	@ Pittsburgh	W, 3-1	12-8-0
21	11/22/15	@ Columbus	W, 5-3	13-8-0
22	11/25/15	Chicago	L, 2-5	13-9-0
23	11/28/15	Calgary	W, 5-2	14-9-0
24	12/1/15	Pittsburgh	L, 1-5	14-10-0
25	12/4/15	@ Anaheim	L, 0-1	14-11-0
26	12/5/15	Tampa Bay	L, 3-4	14-12-0
27	12/8/15	@ Calgary	L, 2-4	14-13-0
28	12/9/15	@ Edmonton	O, 3-4*	14-13-1
29	12/12/15	Minnesota	L, 0-2	14-14-1
30	12/15/15	@ Montreal	W, 3-1	15-14-1
31	12/17/15	@ Toronto	W, 5-4	16-14-1
32	12/18/15	@ Ottawa	L, 2-4	16-15-1
33	12/20/15	@ Chicago	O, 3-4*	16-15-2
34	12/22/15	@ Los Angeles	W, 5-3	17-15-2
35	12/28/15	Colorado	L, 3-6	17-16-2
36	12/30/15	Philadelphia	W, 4-2	18-16-2
37	1/2/16	Winnipeg	L, 1-4	18-17-2
38	1/7/16	Detroit	L, 1-2	18-18-2
39	1/9/16	Toronto	W, 7-0	19-18-2
40	1/11/16	@ Calgary	W, 5-4	20-18-2
41	1/12/16	@ Winnipeg	W, 4-1	21-18-2
42	1/14/16	Edmonton	W, 2-1**	22-18-2
43	1/16/16	Dallas	W, 4-3*	23-18-2
44	1/18/16	Ottawa	O, 3-4**	23-18-3
45	1/21/16	@ Arizona	W, 3-1	24-18-3
46	1/23/16	Minnesota	W, 4-3	25-18-3
47	1/24/16	Los Angeles	O, 2-3*	25-18-4
48	1/26/16	Colorado	W, 6-1	26-18-4
49	2/2/16	@ Anaheim	L, 2-3	26-19-4
50	2/4/16	@ St. Louis	W, 3-1	27-19-4
51	2/6/16	@ Nashville	L, 2-6	27-20-4
52	2/9/16	@ Chicago	W, 2-0	28-20-4
53	2/11/16	Calgary	O, 5-6**	28-20-5
54	2/13/16	Arizona	W, 4-1	29-20-5
55	2/16/16	@ Tampa Bay	W, 4-2	30-20-5
56	2/18/16	@ Florida	W, 2-1**	31-20-5
57	2/19/16	@ Carolina	L, 2-5	31-21-5
58	2/22/16	@ St. Louis	W, 6-3	32-21-5
59	2/24/16	@ Colorado	O, 3-4**	32-21-6
60	2/26/16	Buffalo	L, 1-3	32-22-6
61	2/28/16	@ Vancouver	W, 4-1	33-22-6
62	2/29/16	Montreal	W, 6-2	34-22-6
63	3/3/16	@ Vancouver	W, 3-2	35-22-6
64	3/5/16	Vancouver	L, 2-4	35-23-6
65	3/7/16	@ Calgary	W, 2-1*	36-23-6
66	3/8/16	@ Edmonton	W, 3-0	37-23-6
67	3/10/16	New Jersey	L, 0-3	37-24-6
68	3/12/16	Washington	W, 5-2	38-24-6
69	3/15/16	Boston	W, 3-2	39-24-6
70	3/17/16	@ Arizona	L, 1-3	39-25-6
71	3/19/16	NY Rangers	W, 4-1	40-25-6
72	3/20/16	Arizona	W, 3-0	41-25-6
73	3/22/16	St. Louis	L, 0-1	41-26-6
74	3/24/16	Edmonton	L, 3-6	41-27-6
75	3/26/16	Dallas	L, 2-4	41-28-6
76	3/28/16	Los Angeles	W, 5-2	42-28-6
77	3/29/16	@ Vancouver	W, 4-1	43-28-6
78	3/31/16	Vancouver	L, 2-4	43-29-6
79	4/2/16	@ Nashville	W, 3-2**	44-29-6
80	4/5/16	@ Minnesota	W, 3-0	45-29-6
81	4/7/16	Winnipeg	L, 4-5	45-30-6
82	4/9/16	Arizona	W, 1-0	46-30-6

*OVERTIME, **SHOOTOUT

2014-15 SEASON IN REVIEW

SEASON HIGHLIGHTS

- The Sharks hosted the Los Angeles Kings in the 2015 Coors Light Stadium Series game at Levi's Stadium on Feb. 21, 2015, marking the NHL's 15th regular season outdoor game, and the first professional outdoor hockey game played in Northern California. The game drew a sold-out attendance of 70,205, the third-largest attendance for an outdoor game in NHL history.
- Seven Sharks made their NHL debuts (**Mirco Mueller**, **Chris Tierney**, **Barclay Goodrow**, **Troy Grosenick**, **Melker Karlsson**, **Daniil Tarasov**, **Bryan Lerg**), five Sharks scored their first career point (Tierney, Mueller, Goodrow, Karlsson, Tarasov), and six Sharks scored their first career goal (Mueller, Goodrow, Tennyson, Karlsson, Tierney, Lerg).
- 2014-15 marked the 12th 40+ win season for the Sharks since 2000-01. According to the Elias Sports Bureau, those 12 seasons are tied with Detroit for the most 40-win seasons in that span.
- **Matt Tennyson** became the first San Jose Jr. Shark player to scores a goal for the San Jose Sharks when he scored his first career NHL goal against the Edmonton Oilers on Dec. 18, 2014.
- **Joe Thornton** became the 46th player in NHL history to register his 1,200th NHL point on Oct. 18 at New Jersey.

MAJOR TRANSACTIONS

- Acquired **D Brenden Dillon** from the Dallas Stars in exchange for **D Jason Demers** and a third-round selection (90th overall) in the 2016 NHL Draft on Nov. 21, 2014
- Signed **F Joonas Donskoi** as a free agent on May 20, 2015
- Named **Peter DeBoer** Head Coach on May 28, 2015

PACIFIC DIVISION STANDINGS							
	GP	W	L	OTL	PTS	GF	GA
ANAHEIM DUCKS (1)	82	51	24	7	109	236	226
VANCOUVER CANUCKS (5)	82	48	29	5	101	242	222
CALGARY FLAMES (8)	82	45	30	7	97	241	216
LOS ANGELES KINGS (9)	82	40	27	15	95	220	205
SAN JOSE SHARKS (12)	82	40	33	9	89	228	232
EDMONTON OILERS (13)	82	24	44	14	62	198	283
ARIZONA COYOTES (14)	82	24	50	8	56	170	272

SKATERS							
No.	P	PLAYER	GP	G	A	PTS	PIM
8	C	JOE PAVELSKI	82	37	33	70	29
39	C	LOGAN COUTURE	82	27	40	67	12
19	C	JOE THORNTON	78	16	49	65	30
88	D	BRENT BURNS	82	17	43	60	65
12	L	PATRICK MARLEAU	82	19	38	57	12
57	C	TOMMY WINGELS	75	15	21	36	40
48	C	TOMÁS HERTL	82	13	18	31	16
83	L	MATT NIETO	72	10	17	27	20
68	C	MELKER KARLSSON	53	13	11	24	20
44	D	MARC-EDOUARD VLASIC	70	9	14	23	23
61	D	JUSTIN BRAUN	70	1	22	23	48
50	C	CHRIS TIERNEY	43	6	15	21	6
52	D	MATT IRWIN	53	8	11	19	18
15	C	JAMES SHEPPARD	57	5	11	16	28
89	R	BARCLAY GOODROW	60	4	8	12	35
81	C	TYLER KENNEDY	25	4	5	9	8
4	D	BRENDEN DILLON (TOTAL)	80	2	8	10	77
		SJS	60	2	7	9	54
		DAL	20	0	1	1	23
10	C	ANDREW DESJARDINS	56	5	3	8	50
80	D	MATT TENNYSON	27	2	6	8	16
27	D	SCOTT HANNAN	58	2	5	7	26
21	R	BEN SMITH (TOTAL)	80	7	7	14	2
		SJS	19	2	3	5	0
		CHI	61	5	4	9	2
25	L	TYE McGINN	33	1	4	5	11
20	L	JOHN SCOTT	38	3	1	4	87
41	D	MIRCO MUELLER	39	1	3	4	10
43	D	TAYLOR FEDUN	7	0	4	4	4
37	R	ADAM BURISH	20	1	2	3	33
5	D	JASON DEMERS	20	0	3	3	8
42	C	BRYAN LERG	2	1	0	1	0
71	R	DANIIL TARASOV	5	0	1	1	0
3	D	KARL STOLLERY (TOTAL)	10	0	0	0	6
		SJS	5	0	0	0	4
		COL	5	0	0	0	2
76	R	ERIAH HAYES	4	0	0	0	2
75	C	FREDDIE HAMILTON	1	0	0	0	0
38	C	MICHAEL HALEY	4	0	0	0	11
18	R	MIKE BROWN	12	0	0	0	22

GOALTENDERS											
No.	GOALTENDER	GP	MIN	AVG	W	L	OTL	SO	GA	SV	SV%
32	TROY GROSENICK	2	118	1.53	1	1	0	1	3	58	.948
31	ANTTI NIEMI	61	3,588	2.59	31	23	7	5	155	1,811	.914
32	ALEX STALOCK	22	1,237	2.62	8	9	2	2	54	553	.902

GAME-BY-GAME RESULTS

No.	DATE	OPPONENT	RESULT	RECORD
1	10/8	@ Los Angeles	W, 4-0	1-0-0
2	10/11	Winnipeg	W, 3-0	2-0-0
3	10/14	@ Washington	W, 6-5**	3-0-0
4	10/16	@ NY Islanders	O, 3-4**	3-0-1
5	10/18	@ New Jersey	W, 4-2	4-0-1
6	10/19	@ NY Rangers	L, 0-4	4-1-1
7	10/21	@ Boston	L, 3-5	4-2-1
8	10/23	Columbus	L, 4-5	4-3-1
9	10/25	Buffalo	L, 1-2	4-4-1
10	10/26	@ Anaheim	W, 4-1	5-4-1
11	10/28	@ Colorado	W, 3-2**	6-4-1
12	10/30	@ Minnesota	O, 3-4**	6-4-2
13	11/1	NY Islanders	W, 3-1	7-4-2
14	11/6	Vancouver	L, 2-3	7-5-2
15	11/8	@ Dallas	W, 5-3	8-5-2
16	11/9	@ Chicago	L, 2-5	8-6-2
17	11/11	@ Florida	L, 1-4	8-7-1
18	11/13	@ Tampa Bay	W, 2-1	9-7-1
19	11/15	@ Columbus	L, 1-2	9-8-1
20	11/16	@ Carolina	W, 2-0	10-8-1
21	11/18	@ Buffalo	L, 1-4	10-9-2
22	11/20	Florida	O, 2-3**	10-9-3
23	11/22	Arizona	O, 3-4**	10-9-4
24	11/26	Calgary	L, 0-2	10-10-4
25	11/29	Anaheim	W, 6-4	11-10-4
26	12/2	Philadelphia	W, 2-1	12-10-4
27	12/4	Boston	W, 7-4	13-10-4
28	12/6	@ Calgary	W, 3-2	14-10-4
29	12/7	@ Edmonton	L, 1-2	14-11-4
30	12/9	Edmonton	W, 5-2	15-11-4
31	12/11	Minnesota	W, 2-1	16-11-4
32	12/13	Nashville	W, 2-0	17-11-4
33	12/18	Edmonton	W, 4-3	18-11-4
34	12/20	St. Louis	W, 3-2*	19-11-4
35	12/22	@ Anaheim	O, 2-3*	19-11-5
36	12/27	@ Los Angeles	L, 1-3	19-12-5
37	12/30	Vancouver	L, 1-3	19-13-5
38	12/31	@ Anaheim	W, 3-0	20-13-5
39	1/3	St. Louis	L, 2-7	20-14-5
40	1/5	@ Winnipeg	W, 3-2	21-14-5
41	1/6	@ Minnesota	W, 4-3*	22-14-5
42	1/8	@ St. Louis	L, 2-7	22-15-5
43	1/10	NY Rangers	W, 3-2	22-16-5
44	1/13	@ Arizona	W, 3-2	23-16-5
45	1/15	Toronto	W, 3-1	24-16-5
46	1/17	Calgary	O, 3-4*	24-17-5
47	1/19	New Jersey	L, 2-5	24-17-6
48	1/21	Los Angeles	W, 4-2	25-17-6
49	1/29	Anaheim	W, 6-3	26-17-6
50	1/31	Chicago	W, 2-0	27-17-6
51	2/2	Edmonton	O, 4-5**	27-17-7
52	2/4	@ Calgary	L, 1-3	27-18-7
53	2/5	@ Vancouver	W, 5-1	28-18-7
54	2/7	Carolina	L, 4-5	28-19-7
55	2/9	Calgary	L, 1-4	28-20-7
56	2/11	Washington	O, 4-5*	28-20-8
57	2/13	@ Arizona	W, 4-2	29-20-8
58	2/15	Tampa Bay	L, 2-5	29-21-8
59	2/17	Nashville	L, 1-5	29-22-8
60	2/19	@ Dallas	W, 5-2	30-22-7
61	2/21	Los Angeles	L, 1-2	30-23-8
62	2/26	Detroit	L, 2-3	30-24-8
63	2/28	Ottawa	L, 2-4	30-25-8
64	3/2	Montreal	W, 4-0	31-25-8
65	3/3	@ Vancouver	W, 6-2	32-25-8
66	3/7	Vancouver	L, 2-3	32-26-8
67	3/9	Pittsburgh	W, 2-1**	33-26-8
68	3/12	Nashville	W, 2-0	34-26-8
69	3/14	Chicago	L, 2-6	34-27-8
70	3/17	@ Winnipeg	L, 2-5	34-28-8
71	3/19	@ Toronto	W, 4-1	35-28-8
72	3/21	@ Montreal	L, 0-2	35-29-8
73	3/23	@ Ottawa	L, 2-5	35-30-8
74	3/26	@ Detroit	W, 6-4	36-30-8
75	3/28	@ Philadelphia	W, 3-2**	37-30-8
76	3/29	@ Pittsburgh	O, 2-3**	37-30-9
77	4/1	Colorado	W, 5-1	38-30-9
78	4/3	Arizona	W, 3-1	39-30-9
79	4/4	@ Arizona	L, 3-5	39-31-9
80	4/6	Dallas	L, 1-5	39-32-9
81	4/9	@ Edmonton	W, 3-1	40-32-9
82	4/11	@ Los Angeles	L, 1-4	40-33-9

*OVERTIME, **SHOOTOUT

2013-14 SEASON IN REVIEW

SEASON HIGHLIGHTS

- The San Jose Sharks clinched a playoff spot for the 10th consecutive season. San Jose owned the third-longest active playoff streak in professional sports (NHL, NFL, NBA, MLB), trailing only the Detroit Red Wings (23 seasons) and San Antonio Spurs (17 seasons).
- This marked the Sharks’ fourth 50-win season in franchise history (2006-07, 2008-09, 2009-10, 2013-14).
- This season marked the 11th 40-plus win season for the Sharks since 2000-01. According to Elias Sports Bureau, those 11 seasons tied with Detroit for the most 40-win seasons in that span.
- Sharks head coach **Todd McLellan** coached his 400th NHL game on Nov. 27 vs. Los Angeles. He set the record for most games coached in Sharks franchise history on Feb. 7 vs. Columbus.
- **Patrick Marleau** played in his 1,200th NHL game on Dec. 19 at Los Angeles. He became the 11th active player to play in 1,200 or more NHL games and just the 16th player in league history to play in 1,200 or more games with one franchise.

MAJOR TRANSACTIONS

- Signed C **Joe Thornton** and LW **Patrick Marleau** to three-year extensions on Jan. 24, 2014
- Acquired F **Mike Brown** from Edmonton in exchange for a fourth-round selection in the 2014 NHL Draft on Oct. 21, 2013.

PACIFIC DIVISION STANDINGS							
	GP	W	L	OTL	PTS	GF	GA
ANAHEIM DUCKS (1)	82	54	20	8	116	266	209
SAN JOSE SHARKS (4)	82	51	22	9	111	249	200
LOS ANGELES KINGS (6)	82	46	28	8	100	206	174
PHOENIX COYOTES (9)	82	37	30	15	89	216	231
VANCOUVER CANUCKS (12)	82	36	35	11	83	196	223
CALGARY FLAMES (13)	82	35	40	7	77	209	241
EDMONTON OILERS (14)	82	29	44	9	67	203	270

SKATERS							
No.	P	PLAYER	GP	G	A	PTS	PIM
8	C	JOE PAVELSKI	82	41	38	79	32
19	C	JOE THORNTON	82	11	65	76	32
12	C	PATRICK MARLEAU	82	33	37	70	18
39	C	LOGAN COUTURE	65	23	31	54	20
88	R	BRENT BURNS	69	22	26	48	34
57	C	TOMMY WINGELS	77	16	22	38	35
22	D	DAN BOYLE	75	12	24	36	32
5	D	JASON DEMERS	75	5	29	34	30
48	C	Tomáš HERTL	37	15	10	25	4
83	L	MATT NIETO	66	10	14	24	16
44	D	MARC-EDOUARD VLASIC	81	5	19	24	38
9	R	MARTY HAVLAT	48	12	10	22	10
15	C	JAMES SHEPPARD	67	4	16	20	35
52	D	MATT IRWIN	62	2	17	19	35
81	C	TYLER KENNEDY	67	4	13	17	34
61	D	JUSTIN BRAUN	82	4	13	17	20
10	C	ANDREW DESJARDINS	81	3	14	17	86
27	D	SCOTT HANNAN	56	3	9	12	55
7	D	BRAD STUART	61	3	8	11	35
13	L	RAFFI TORRES	5	3	2	5	7
38	C	BRACKEN KEARNS	25	3	2	5	6
18	R	MIKE BROWN (TOTAL)	56	2	3	5	94
		SJS	48	2	3	5	75
		EDM	8	0	0	0	19
43	L	JOHN MCCARTHY	36	1	1	2	4
42	R	MATT PELECH	6	1	0	1	22
76	R	ERIAH HAYES	15	1	0	1	2
75	C	FREDDIE HAMILTON	11	0	0	0	2
37	R	ADAM BURISH	15	0	0	0	6

GOALTENDERS											
No.	GOALTENDER	GP	MIN	AVG	W	L	OTL	SO	GA	SV	SV%
32	ALEX STALOCK	24	1,252	1.87	12	5	2	2	39	571	.932
31	ANTTI NIEMI	64	3,740	2.39	39	17	7	4	149	1,705	.913

GAME-BY-GAME RESULTS

No.	DATE	OPPONENT	RESULT	RECORD
1	10/3/13	Vancouver	W, 4-1	1-0-0
2	10/5/13	Phoenix	W, 4-1	2-0-0
3	10/8/13	NY Rangers	W, 9-2	3-0-0
4	10/10/13	@ Vancouver	W, 4-1	4-0-0
5	10/12/13	Ottawa	W, 3-2	5-0-0
6	10/15/13	@ St. Louis	W, 6-2	6-0-0
7	10/17/13	@ Dallas	O, 3-4**	6-0-1
8	10/19/13	Calgary	W, 6-3	7-0-1
9	10/21/13	@ Detroit	W, 1-0**	8-0-1
10	10/24/13	@ Boston	L, 1-2	8-1-1
11	10/26/13	@ Montreal	W, 2-0	9-1-1
12	10/27/13	@ Ottawa	W, 5-2	10-1-1
13	10/30/13	@ Los Angeles	O, 3-4*	10-1-2
14	11/2/13	Phoenix	O, 2-3**	10-1-3
15	11/5/13	Buffalo	O, 4-5**	10-1-4
16	11/7/13	Vancouver	L, 2-4	10-2-4
17	11/10/13	@ Winnipeg	O, 4-5**	10-2-5
18	11/12/13	@ Calgary	W, 3-2*	11-2-5
19	11/14/13	@ Vancouver	W, 2-1*	12-2-5
20	11/15/13	@ Edmonton	W, 3-1	13-2-5
21	11/17/13	@ Chicago	L, 1-5	13-3-5
22	11/21/13	Tampa Bay	W, 5-1	14-3-5
23	11/23/13	New Jersey	W, 2-1	15-3-5
24	11/27/13	Los Angeles	W, 3-2**	16-3-5
25	11/29/13	St. Louis	W, 6-3	17-3-5
26	11/30/13	Anaheim	W, 4-3**	18-3-5
27	12/3/13	@ Toronto	W, 4-2	19-3-5
28	12/5/13	@ Pittsburgh	L, 1-5	19-4-5
29	12/6/13	@ Carolina	L, 3-5	19-5-5
30	12/8/13	@ Minnesota	L, 1-3	19-6-5
31	12/10/13	NY Islanders	O, 2-3**	19-6-6
32	12/12/13	Minnesota	W, 3-1	20-6-6
33	12/14/13	@ Nashville	L, 2-3	20-7-6
34	12/17/13	@ St. Louis	W, 4-2	21-7-6
35	12/19/13	@ Los Angeles	L, 1-4	21-8-6
36	12/21/13	Dallas	W, 3-2**	22-8-6
37	12/23/13	Colorado	W, 5-4**	23-8-6
38	12/27/13	@ Phoenix	W, 4-3**	24-8-6
39	12/29/13	Anaheim	W, 3-1	25-8-6
40	12/31/13	@ Anaheim	L, 3-6	25-9-6
41	1/2/14	Edmonton	W, 5-1	26-9-6
42	1/4/14	@ Colorado	L, 3-4	26-10-6
43	1/5/14	@ Chicago	W, 3-2**	27-10-6
44	1/7/14	@ Nashville	L, 2-3	27-11-6
45	1/9/14	Detroit	W, 4-1	28-11-6
46	1/11/14	Boston	L, 0-1	28-12-6
47	1/14/14	@ Washington	W, 2-1**	29-12-6
48	1/16/14	@ Florida	W, 3-0	30-12-6
49	1/18/14	@ Tampa Bay	W, 5-4	31-12-6
50	1/20/14	Calgary	W, 3-2	32-12-6
51	1/23/14	Winnipeg	W, 1-0	33-12-6
52	1/25/14	Minnesota	W, 3-2*	34-12-6
53	1/27/14	Los Angeles	L, 0-1	34-13-6
54	1/29/14	@ Edmonton	L, 0-3	34-14-6
55	1/30/14	@ Calgary	L, 1-4	34-15-6
56	2/1/14	Chicago	W, 2-1**	35-15-6
57	2/3/14	Philadelphia	L, 2-5	35-16-6
58	2/5/14	Dallas	W, 2-1*	36-16-6
59	2/7/14	Columbus	W, 3-2	37-16-6
60	2/27/14	@ Philadelphia	W, 7-3	38-16-6
61	2/28/14	@ Buffalo	L, 2-4	38-17-6
62	3/2/14	@ New Jersey	W, 4-2	39-17-6
63	3/4/14	Carolina	O, 2-3*	39-17-7
64	3/6/14	Pittsburgh	W, 5-3	40-17-7
65	3/8/14	Montreal	W, 4-0	41-17-7
66	3/11/14	Toronto	W, 6-2	42-17-7
67	3/13/14	@ Columbus	W, 4-3**	43-17-7
68	3/14/14	@ NY Islanders	W, 4-3	44-17-7
69	3/16/14	@ NY Rangers	W, 1-0	45-17-7
70	3/18/14	Florida	L, 2-3	45-18-7
71	3/20/14	Anaheim	W, 3-2	46-18-7
72	3/22/14	Washington	O, 2-3*	46-18-8
73	3/24/14	@ Calgary	O, 1-2*	46-18-9
74	3/25/14	@ Edmonton	W, 5-2	47-18-9
75	3/27/14	Winnipeg	L, 3-4	47-19-9
76	3/29/14	@ Colorado	L, 2-3	47-20-9
77	4/1/14	Edmonton	W, 5-4	48-20-9
78	4/3/14	Los Angeles	W, 2-1	49-20-9
79	4/5/14	Nashville	L, 0-3	49-21-9
80	4/9/14	@ Anaheim	L, 2-5	49-22-9
81	4/11/14	Colorado	W, 5-1	50-22-9
82	4/12/14	@ Phoenix	W, 3-2	51-22-9

*OVERTIME, **SHOOTOUT

2012-13 SEASON IN REVIEW

SEASON HIGHLIGHTS

- The Sharks lost only twice in regulation on home ice, the fewest in the NHL. The .812 home points percentage was the second-best in franchise history, second only to the 2008-09 Presidents' Trophy-winning team (.829).
- **Todd McLellan** became the Sharks' all-time winningest coach with a win on March 14 vs. Los Angeles. He became the second-fastest coach to 200 career wins in NHL history, the Sharks earning a victory in his 333rd career game on Jan. 27 vs. Vancouver.
- **Joe Thornton** posted his 1,100th career point with an assist on March 2 vs. Nashville 0and played in his 1,100th career game on March 9 vs. St. Louis.
- **Patrick Marleau** scored his 400th career NHL goal on March 10 at Colorado, becoming just the 30th player in league history to score his first 400 goals with one team.

MAJOR TRANSACTIONS

- Acquired LW **Raffi Torres** from Phoenix in exchange for a third-round selection (acquired from FLA via NYR) in the 2013 NHL Draft on April 3
- Acquired D **Scott Hannan** from Nashville in exchange for a conditional selection in the 2013 NHL Draft on April 3
- Acquired a second and a third-round selection (originally from FLA) in the 2013 NHL Draft as well as a second-round selection in the 2014 NHL Draft from the New York Rangers in exchange for LW Ryane Clowe on April 2
- Acquired a fourth-round selection in the 2013 NHL Draft (San Jose's original pick) from Chicago in exchange for C Michal Handzus on April 1
- Acquired second-round selections in the 2013 and 2014 NHL Drafts from Pittsburgh in exchange for D Douglas Murray on March 25.

PACIFIC DIVISION STANDINGS							
	GP	W	L	OTL	PTS	GF	GA
ANAHEIM DUCKS (2)	48	30	12	6	66	140	118
LOS ANGELES KINGS (5)	48	27	16	5	59	133	118
SAN JOSE SHARKS (6)	48	25	16	7	57	124	116
PHOENIX COYOTES (10)	48	21	18	9	51	125	131
DALLAS STARS (11)	48	22	22	4	48	130	142

SKATERS							
No.	P	PLAYER	GP	G	A	PTS	PIM
19	C	JOE THORNTON	48	7	33	40	26
39	C	LOGAN COUTURE	48	21	16	37	4
12	L	PATRICK MARLEAU	48	17	14	31	24
8	C	JOE PAVELSKI	48	16	15	31	10
88	D	BRENT BURNS	30	9	11	20	20
22	D	DAN BOYLE	46	7	13	20	27
9	L	MARTIN HAVLAT	40	8	10	18	30
13	L	RAFFI TORRES (TOTAL)	39	7	11	18	17
		PHX	28	5	7	12	13
		SJS	11	2	4	6	4
23	C	SCOTT GOMEZ	39	2	13	15	22
21	L	T.J. GALIARDI	36	5	9	14	14
57	C	TOMMY WINGELS	42	5	8	13	26
52	D	MATT IRWIN	38	6	6	12	10
29	L	RYANE CLOWE	28	0	11	11	79
44	D	MARC-EDOUARD VLASIC	48	3	4	7	29
61	D	JUSTIN BRAUN	41	0	7	7	6
7	D	BRAD STUART	48	0	6	6	25
15	C	JAMES SHEPPARD	32	1	3	4	12
10	C	ANDREW DESJARDINS	42	2	1	3	61
5	D	JASON DEMERS	22	1	2	3	10
37	R	ADAM BURISH	46	1	2	3	25
3	D	DOUGLAS MURRAY	29	0	3	3	26
46	C	TIM KENNEDY	13	2	0	2	2
26	C	MICHAL HANDZUS	28	1	1	2	12
80	D	MATT TENNYSON	4	0	2	2	2
27	D	SCOTT HANNAN (TOTAL)	33	0	1	1	22
		NSH	29	0	1	1	20
		SJS	4	0	0	0	2
38	C	BRACKEN KEARNS	1	0	0	0	0
54	D	NICK PETRECKI	1	0	0	0	0
38	L	FRAZER MCLAREN	2	0	0	0	0
42	R	MATT PELECH	2	0	0	0	7

GOALTENDERS											
No.	GOALTENDER	GP	MIN	AVG	W	L	OTL	SO	GA	SV	SV%
31	ANTTI NIEMI	43	2,581	2.16	24	12	6	4	93	1,220	.924
1	THOMAS GREISS	6	308	2.53	1	4	0	1	13	153	.915
32	ALEX STALOCK	2	42	2.86	0	0	1	0	2	13	.846

GAME-BY-GAME RESULTS

No.	DATE	OPPONENT	RESULT	RECORD
1	1/20/13	@ Calgary	W, 4-1	1-0-0
2	1/22/13	@ Edmonton	W, 6-3	2-0-0
3	1/24/13	Phoenix	W, 5-3	3-0-0
4	1/26/13	Colorado	W, 4-0	4-0-0
5	1/27/13	Vancouver	W, 4-1	5-0-0
6	1/29/13	Anaheim	W, 3-2**	6-0-0
7	1/31/13	Edmonton	W, 3-2**	7-0-0
8	2/2/13	Nashville	O, 1-2**	7-0-1
9	2/4/13	@ Anaheim	L, 1-2	7-1-1
10	2/5/13	Chicago	L, 3-5	7-2-1
11	2/9/13	Phoenix	O, 0-1**	7-2-2
12	2/11/13	@ Columbus	L, 2-6	7-3-2
13	2/12/13	@ Nashville	O, 0-1*	7-3-3
14	2/15/13	@ Chicago	L, 1-4	7-4-3
15	2/19/13	@ St. Louis	W, 2-1	8-4-3
16	2/22/13	@ Chicago	L, 1-2	8-5-3
17	2/23/13	@ Dallas	L, 1-3	8-6-3
18	2/26/13	Colorado	W, 3-2**	9-6-3
19	2/28/13	Detroit	O, 1-2**	9-6-4
20	3/2/13	Nashville	W, 2-1	10-6-4
21	3/5/13	@ Vancouver	W, 3-2**	11-6-4
22	3/6/13	@ Calgary	L, 1-4	11-7-4
23	3/9/13	St. Louis	O, 3-4*	11-7-5
24	3/10/13	@ Colorado	O, 2-3*	11-7-6
25	3/12/13	@ St. Louis	L, 2-4	11-8-6
26	3/14/13	Los Angeles	W, 4-3	12-8-6
27	3/16/13	@ Los Angeles	L, 2-5	12-9-6
28	3/18/13	@ Anaheim	L, 3-5	12-10-6
29	3/20/13	@ Edmonton	W, 4-3**	13-10-6
30	3/23/13	@ Minnesota	L, 0-2	13-11-6
31	3/25/13	@ Anaheim	W, 5-3	14-11-6
32	3/27/13	Anaheim	W, 4-0	15-11-6
33	3/28/13	Detroit	W, 2-0	16-11-6
34	3/30/13	Phoenix	W, 3-2**	17-11-6
35	4/1/13	Vancouver	W, 3-2	18-11-6
36	4/3/13	Minnesota	W, 4-2	19-11-6
37	4/5/13	Calgary	W, 2-1	20-11-6
38	4/7/13	Dallas	O, 4-5**	20-11-7
39	4/9/13	@ Columbus	L, 0-4	20-12-7
40	4/11/13	@ Detroit	W, 3-2**	21-12-7
41	4/13/13	@ Dallas	L, 1-2	21-13-7
42	4/15/13	@ Phoenix	W, 4-0	22-13-7
43	4/16/13	Los Angeles	W, 3-2**	23-13-7
44	4/18/13	Minnesota	W, 6-1	24-13-7
45	4/21/13	Columbus	L, 3-4	24-14-7
46	4/23/13	Dallas	W, 3-2	25-14-7
47	4/24/13	@ Phoenix	L, 1-2	25-15-7
48	4/27/13	@ Los Angeles	L, 2-3	25-16-7

*OVERTIME, **SHOOTOUT

2011-12 SEASON IN REVIEW

SEASON HIGHLIGHTS

- **Todd McLellan** moved into second place on the franchise’s head coach all-time wins list on April 3 with a win at Dallas, eclipsing Darryl Sutter with his 193rd win. He made his second All-Star Game appearance, joining New York Rangers coach John Tortorella on the bench for Team Alfredsson.
- **Logan Couture** tied for the team lead with 31 goals and appeared in the 2012 All-Star Game, his first career selection. He was voted the Brocade ‘Sharks Player of the Year.’
- **Joe Thornton**, who led the team in points and assists, became the 266th player in NHL history to play in 1,000 games, Oct. 21 at New Jersey. He became the 50th player in NHL history to record 700 career assists with hiiw two helpers at Nashville, Oct. 25.
- **Dan Boyle**’s goal on March 20 at Los Angeles made him the highest goal-scoring defenseman in team history. He recorded his 500th career point on March 26 vs. Colorado, becoming the fourth undrafted defenseman in league history to record 500 points (Borje Salming - 787, Steve Duchesne - 752, Brian Rafalski - 515).

MAJOR TRANSACTIONS

- Acquired **F T.J. Galiardi** and **F Daniel Winnik** as well as a seventh-round selection in the 2013 NHL Entry Draft (previously acquired from Anaheim) from Colorado in exchange for forwards Jamie McGinn, Mike Connolly and Michael Sgarbossa on Feb. 27
- Acquired **F Dominic Moore** and a seventh-round selection in the 2012 NHL Entry Draft from Tampa Bay in exchange for a second-round selection (previously acquired from Minnesota) in the 2012 NHL Entry Draft on Feb. 16,

PACIFIC DIVISION STANDINGS							
	GP	W	L	OTL	PTS	GF	GA
PHOENIX COYOTES (3)	82	42	27	13	97	216	204
SAN JOSE SHARKS (7)	82	43	29	10	96	229	210
LOS ANGELES KINGS (8)	82	40	27	15	95	194	179
DALLAS STARS (10)	82	42	35	5	89	211	222
ANAHEIM DUCKS (13)	82	34	36	12	80	204	231

SKATERS							
No.	P	PLAYER	GP	G	A	PTS	PIM
19	C	JOE THORNTON	82	18	59	77	31
39	C	LOGAN COUTURE	80	31	34	65	16
12	C	PATRICK MARLEAU	82	30	34	64	26
8	C	JOE PAVELSKI	82	31	30	61	31
22	D	DAN BOYLE	81	9	39	48	57
29	L	RYANE CLOWE	76	17	28	45	97
88	D	BRENT BURNS	81	11	26	37	34
9	R	MARTIN HAVLAT	39	7	20	27	22
18	C	DOMINIC MOORE (TOTAL)	79	4	21	25	54
		TBL	56	4	15	19	48
		SJS	23	0	6	6	6
64	L	JAMIE MCGINN	61	12	12	24	26
26	C	MICHAL HANDZUS	67	7	17	24	18
34	C	DANIEL WINNIK (TOTAL)	84	8	15	23	52
		COL	63	5	13	18	42
		SJS	21	3	2	5	10
44	D	MARC-EDOUARD VLASIC	82	4	19	23	40
17	C	TORREY MITCHELL	76	9	10	19	29
69	C	ANDREW DESJARDINS	76	4	13	17	47
37	L	T.J. GALIARDI (TOTAL)	69	9	6	15	53
		COL	55	8	6	14	47
		SJS	14	1	0	1	6
60	D	JASON DEMERS	57	4	9	13	22
61	D	JUSTIN BRAUN	66	2	9	11	23
10	L	BRAD WINCHESTER	67	6	4	10	88
57	C	TOMMY WINGELS	33	3	6	9	18
78	R	BENN FERRIERO	35	7	1	8	8
2	D	JIM VANDERMEER	25	1	3	4	33
28	C	ANDREW MURRAY	39	1	3	4	4
5	D	COLIN WHITE	54	1	3	4	21
3	D	DOUGLAS MURRAY	60	0	4	4	31
68	L	FRAZER McLAREN	7	0	0	0	9
43	L	JOHN MCCARTHY	10	0	0	0	10

GOALTENDERS											
No.	GOALTENDER	GP	MIN	AVG	W	L	OTL	SO	GA	SV	SV%
1	THOMAS GREISS	19	1,043	2.30	9	7	1	0	40	472	.915
31	ANTTI NIEMI	68	3,936	2.42	34	22	9	6	159	1,865	.915

GAME-BY-GAME RESULTS

No.	DATE	OPPONENT	RESULT	RECORD
1	10/8/11	Phoenix	W, 6-3	1-0-0
2	10/14/11	@ Anaheim	L, 0-1	1-1-0
3	10/15/11	St. Louis	L, 2-4	1-2-0
4	10/17/11	Anaheim	L, 2-3	1-3-0
5	10/21/11	@ New Jersey	W, 4-3**	2-3-0
6	10/22/11	@ Boston	W, 4-2	3-3-0
7	10/25/11	@ Nashville	W, 3-1	4-3-0
8	10/28/11	@ Detroit	W, 4-2	5-3-0
9	10/29/11	@ NY Islanders	W, 3-2*	6-3-0
10	10/31/11	@ NY Rangers	L, 2-5	6-4-0
11	11/3/11	Pittsburgh	W, 4-3**	7-4-0
12	11/5/11	Nashville	O, 3-4*	7-4-1
13	11/7/11	Los Angeles	W, 4-2	8-4-1
14	11/10/11	Minnesota	W, 3-1	9-4-1
15	11/12/11	Phoenix	L, 0-3	9-5-1
16	11/17/11	Detroit	W, 5-2	10-5-1
17	11/19/11	@ Dallas	W, 4-1	11-5-1
18	11/20/11	@ Colorado	W, 4-1	12-5-1
19	11/23/11	Chicago	W, 1-0	13-5-1
20	11/26/11	Vancouver	L, 2-3	13-6-1
21	11/28/11	@ Los Angeles	L, 0-2	13-7-1
22	12/1/11	Montreal	W, 4-3**	14-7-1
23	12/3/11	Florida	L, 3-5	14-8-1
24	12/6/11	Minnesota	L, 1-2	14-9-1
25	12/8/11	Dallas	W, 5-2	15-9-1
26	12/10/11	@ St. Louis	L, 0-1	15-10-1
27	12/11/11	@ Chicago	O, 2-3*	15-10-2
28	12/13/11	@ Colorado	O, 3-4**	15-10-3
29	12/15/11	Colorado	W, 5-4	16-10-3
30	12/17/11	Edmonton	W, 3-2	17-10-3
31	12/21/11	Tampa Bay	W, 7-2	18-10-3
32	12/21/11	Los Angeles	W, 2-1**	19-10-3
33	12/26/11	Anaheim	L, 2-3	19-11-3
34	12/28/11	Vancouver	O, 2-3*	19-11-4
35	1/2/12	@ Vancouver	W, 3-2**	20-11-4
36	1/4/12	@ Anaheim	W, 3-1	21-11-4
37	1/5/12	Columbus	W, 2-1	22-11-4
38	1/7/12	Washington	W, 5-2	23-11-4
39	1/10/12	@ Minnesota	O, 4-5**	23-11-5
40	1/12/12	@ Winnipeg	W, 2-0	24-11-5
41	1/14/12	@ Columbus	W, 2-1	25-11-5
42	1/15/12	@ Chicago	L, 3-4	25-12-5
43	1/17/12	Calgary	W, 2-1**	26-12-5
44	1/19/12	Ottawa	L, 1-4	26-13-5
45	1/21/12	@ Vancouver	L, 3-4	26-14-5
46	1/23/12	@ Edmonton	O, 1-2**	26-14-6
47	1/24/12	@ Calgary	W, 1-0	27-14-6
48	1/31/12	Columbus	W, 6-0	28-14-6
49	2/2/12	Dallas	W, 5-2	29-14-6
50	2/4/12	@ Phoenix	L, 3-5	29-15-6
51	2/8/12	Calgary	L, 3-4	29-16-6
52	2/10/12	Chicago	W, 5-3	30-16-6
53	2/12/12	@ St. Louis	L, 0-3	30-17-6
54	2/13/12	@ Washington	W, 5-3	31-17-6
55	2/16/12	@ Tampa Bay	O, 5-6*	31-17-7
56	2/17/12	@ Carolina	L, 2-3	31-18-7
57	2/19/12	@ Detroit	L, 2-3	31-19-7
58	2/21/12	@ Columbus	L, 3-6	31-20-7
59	2/23/12	@ Toronto	W, 2-1	32-20-7
60	2/25/12	@ Nashville	L, 2-6	32-21-7
61	2/26/12	@ Minnesota	L, 3-4	32-22-7
62	2/28/12	Philadelphia	W, 1-0	33-22-7
63	3/1/12	Buffalo	L, 0-1	33-23-7
64	3/3/12	St. Louis	L, 1-3	33-24-7
65	3/6/12	Edmonton	O, 2-3**	33-24-8
66	3/8/12	@ Dallas	O, 3-4**	33-24-9
67	3/10/12	@ Phoenix	L, 0-3	33-25-9
68	3/12/12	@ Edmonton	W, 3-2	34-25-9
69	3/13/12	@ Calgary	O, 2-3*	34-25-10
70	3/15/12	Nashville	W, 2-1**	35-25-10
71	3/17/12	Detroit	W, 3-2*	36-25-10
72	3/19/12	Anaheim	L, 3-5	36-26-10
73	3/20/12	@ Los Angeles	L, 2-5	36-27-10
74	3/22/12	Boston	W, 2-1	37-27-10
75	3/24/12	Phoenix	W, 4-3**	38-27-10
76	3/26/12	Colorado	W, 5-1	39-27-10
77	3/28/12	@ Anaheim	L, 1-3	39-28-10
78	3/29/12	@ Phoenix	L, 0-2	39-29-10
79	3/31/12	Dallas	W, 3-0	40-29-10
80	4/3/12	@ Dallas	W, 5-2	41-29-10
81	4/5/12	@ Los Angeles	W, 6-5**	42-29-10
82	4/7/12	Los Angeles	W, 3-2*	43-29-10

*OVERTIME, **SHOOTOUT

2010-11 SEASON IN REVIEW

SEASON HIGHLIGHTS

- The Sharks won their sixth Pacific Division championship, the team's fourth in a row, and advanced to the Western Conference Final for the second consecutive season.
- **Logan Couture** was named to the NHL All-Rookie Team and finished second in Calder Trophy voting.
- **Dan Boyle** represented the Sharks at the NHL All-Star Game that was hosted by Carolina.
- **Patrick Marleau** appeared in his 1,000th career NHL game on Jan. 15 at Phoenix.
- **Joe Thornton** recorded his 1,000th career NHL point with a goal on April 8 at Phoenix.

MAJOR TRANSACTIONS

- Acquired D **Ian White** from Carolina in exchange for a second-round selection in the 2012 NHL Draft on Feb. 18
- Acquired LW **Ben Eager** from Atlanta in exchange for a fifth-round selection in the 2011 NHL Entry Draft on Jan. 18
- Claimed F **Kyle Wellwood** off waivers from St. Louis on Jan. 18

PACIFIC DIVISION STANDINGS						
	GP	W	L	OTL	PTS	GF
SAN JOSE SHARKS (2)	82	48	25	9	105	248
ANAHEIM DUCKS (4)	82	47	30	5	99	239
PHOENIX COYOTES (6)	82	43	26	13	99	231
LOS ANGELES KINGS (7)	82	46	30	6	98	219
DALLAS STARS (9)	82	42	29	11	95	227

SKATERS						
No.	P	PLAYER	GP	G	A	PTS
12	C	PATRICK MARLEAU	82	37	36	73
19	C	JOE THORNTON	80	21	49	70
8	C	JOE PAVELSKI	74	20	46	66
15	L	DANY HEATLEY	80	26	38	64
29	L	RYANE CLOWE	75	24	38	62
39	C	LOGAN COUTURE	79	32	24	56
22	D	DAN BOYLE	76	9	41	50
16	R	DEVIN SETOGUCHI	72	22	19	41
9	D	IAN WHITE (TOTAL)	78	4	22	26
		CGY	16	2	4	6
		CAR	39	0	10	10
		SJS	23	2	8	10
60	D	JASON DEMERS	75	2	22	24
17	C	TORREY MITCHELL	66	9	14	23
44	D	MARC-EDOUARD VLASIC	80	4	14	18
55	L	BEN EAGER (TOTAL)	68	7	10	17
		ATL	34	3	7	10
		SJS	34	4	3	7
10	R	JAMAL MAYERS	78	3	11	14
3	D	DOUGLAS MURRAY	73	1	13	14
20	C	KYLE WELLWOOD	35	5	8	13
61	D	JUSTIN BRAUN	28	2	9	11
40	D	KENT HUSKINS	50	2	8	10
78	R	BENN FERRIERO	33	5	4	9
7	D	NICLAS WALLIN	74	3	5	8
21	C	SCOTT NICHOL	56	4	3	7
64	L	JAMIE MCGINN	49	1	5	6
43	L	JOHN MCCARTHY	37	2	2	4
69	C	ANDREW DESJARDINS	17	1	2	3
55	D	MIKE MOORE	6	1	0	1
57	C	TOMMY WINGELS	5	0	0	0
68	L	FRAZER McLAREN	9	0	0	0
72	L	BRANDON MASHINTER	13	0	0	0

GOALTENDERS											
No.	GOALTENDER	GP	MIN	AVG	W	L	OTL	SO	GA	SV	SV%
32	ALEX STALOCK	1	30	0.00	1	0	0	0	0	9	1.000
31	ANTTI NIEMI	60	3,524	2.38	35	18	6	6	140	1,741	.920
30	ANTERO NIITYMAKI	24	1,414	2.72	12	7	3	0	64	615	.896

GAME-BY-GAME RESULTS

No.	DATE	OPPONENT	RESULT	RECORD
1	10/8/10	@ Columbus ^A	W, 3-2	1-0-0
2	10/9/10	Columbus ^A	O, 2-3*	1-0-1
3	10/16/10	Atlanta	L, 2-4	1-1-1
4	10/19/10	Carolina	L, 2-5	1-2-1
5	10/21/10	@ Colorado	W, 4-2	2-2-1
6	10/23/10	@ Edmonton	W, 6-1	3-2-1
7	10/24/10	@ Calgary	L, 0-4	3-3-1
8	10/27/10	New Jersey	W, 5-2	4-3-1
9	10/30/10	Anaheim	W, 5-2	5-3-1
10	11/2/10	@ Minnesota	L, 0-1	5-4-1
11	11/4/10	@ St. Louis	L, 0-2	5-5-1
12	11/6/10	Tampa Bay	W, 5-2	6-5-1
13	11/9/10	Anaheim	O, 2-3*	6-5-2
14	11/11/10	NY Islanders	W, 2-1**	7-5-2
15	11/13/10	Calgary	W, 4-3	8-5-2
16	11/15/10	Los Angeles	W, 6-3	9-5-2
17	11/17/10	@ Colorado	O, 3-4*	9-5-3
18	11/18/10	@ Dallas	O, 4-5*	9-5-4
19	11/20/10	Columbus	L, 0-3	9-6-4
20	11/24/10	Chicago	W, 5-2	10-6-4
21	11/26/10	@ Vancouver	L, 1-6	10-7-4
22	11/27/10	@ Edmonton	W, 4-3	11-7-4
23	11/30/10	Detroit	L, 3-5	11-8-4
24	12/2/10	@ Ottawa	W, 4-0	12-8-4
25	12/4/10	@ Montreal	L, 1-3	12-9-4
26	12/6/10	@ Detroit	W, 5-2	13-9-4
27	12/8/10	@ Philadelphia	W, 5-4**	14-9-4
28	12/9/10	@ Buffalo	L, 3-6	14-10-4
29	12/11/10	Chicago	W, 2-1*	15-10-4
30	12/13/10	Dallas	O, 2-3**	15-10-5
31	12/15/10	@ Nashville	L, 2-3	15-11-5
32	12/16/10	@ Dallas	W, 4-3*	16-11-5
33	12/18/10	@ St. Louis	W, 4-1	17-11-5
34	12/21/10	Edmonton	W, 2-1	18-11-5
35	12/23/10	Phoenix	W, 4-1	19-11-5
36	12/27/10	Los Angeles	L, 0-4	19-12-5
37	12/29/10	@ Minnesota	L, 3-5	19-13-5
38	12/30/10	@ Chicago	W, 5-3	20-13-5
39	1/1/11	@ Los Angeles	W, 1-0	21-13-5
40	1/3/11	Vancouver	L, 3-4	21-14-5
41	1/6/11	Buffalo	L, 0-3	21-15-5
42	1/8/11	Nashville	L, 1-2	21-16-5
43	1/9/11	@ Anaheim	L, 0-1	21-17-5
44	1/11/11	Toronto	L, 2-4	21-18-5
45	1/13/11	Edmonton	L, 2-5	21-19-5
46	1/15/11	St. Louis	W, 4-2	22-19-5
47	1/17/11	@ Phoenix	W, 4-2	23-19-5
48	1/20/11	@ Vancouver	W, 2-1**	24-19-5
49	1/22/11	Minnesota	W, 4-3	25-19-5
50	1/26/11	@ Los Angeles	O, 2-3**	25-19-6
51	2/1/11	Phoenix	W, 5-3	26-19-6
52	2/2/11	@ Anaheim	W, 4-3	27-19-6
53	2/5/11	@ Boston	W, 2-0	28-19-6
54	2/8/11	@ Washington	W, 2-0	29-19-6
55	2/9/11	@ Columbus	W, 3-2	30-19-6
56	2/11/11	@ New Jersey	L, 1-2	30-20-6
57	2/13/11	@ Florida	L, 2-3	30-21-6
58	2/15/11	@ Nashville	W, 2-1*	31-21-6
59	2/17/11	Washington	W, 3-2	32-21-6
60	2/19/11	Colorado	W, 4-0	33-21-6
61	2/22/11	@ Detroit	W, 4-3	34-21-6
62	2/23/11	@ Pittsburgh	W, 3-2*	35-21-6
63	2/25/11	@ Calgary	W, 4-3**	36-21-6
64	3/1/11	Colorado	W, 2-1**	37-21-6
65	3/3/11	Detroit	W, 3-1	38-21-6
66	3/5/11	Dallas	L, 2-3	38-22-6
67	3/8/11	Nashville	W, 3-2*	39-22-6
68	3/10/11	Vancouver	O, 4-5**	39-22-7
69	3/12/11	NY Rangers	O, 2-3**	39-22-8
70	3/14/11	@ Chicago	L, 3-6	39-23-8
71	3/15/11	@ Dallas	W, 6-3	40-23-8
72	3/17/11	Minnesota	W, 3-2	41-23-8
73	3/19/11	St. Louis	W, 5-3	42-23-8
74	3/23/11	Calgary	W, 6-3	43-23-8
75	3/24/11	@ Los Angeles	O, 3-4**	43-23-9
76	3/26/11	@ Phoenix	W, 4-1	44-23-9
77	3/31/11	Dallas	W, 6-0	45-23-9
78	4/2/11	Anaheim	W, 4-2	46-23-9
79	4/4/11	Los Angeles	W, 6-1	47-23-9
80	4/6/11	@ Anaheim	L, 2-6	47-24-9
81	4/8/11	@ Phoenix	L, 3-4	47-25-9
82	4/9/11	Phoenix	W, 3-1	48-25-9

^ANHL GLOBAL SERIES GAME IN STOCKHOLM, SWEDEN

*OVERTIME, **SHOOTOUT

2009-10 SEASON IN REVIEW

SEASON HIGHLIGHTS

- San Jose won its second consecutive Western Conference regular season championship as well as its fifth Pacific Division crown, the third in a row. The Sharks also played in their second-ever Western Conference Final (vs. Chicago).
- San Jose had a NHL-best eight players in the 2010 Winter Olympics. **Dan Boyle**, **Dany Heatley**, **Patrick Marleau** and **Joe Thornton** won gold for Team Canada while **Joe Pavelski** and Team USA took silver.
- As a team, San Jose finished amongst the NHL's top five on the power play (21.0-percent; fourth), on the penalty kill (85.0-percent; fifth) and at even strength (plus-32; fourth), in goals-per-game (3.13; fourth) and faceoff percentage (55.6-percent; first).
- The Sharks were one of two teams to have three players finish with 80 or more points (Thornton, 89; Marleau, 83; Heatley, 82).

MAJOR TRANSACTIONS

- Acquired D **Niclas Wallin** and a fifth-round selection in the 2010 NHL Entry Draft from Carolina in exchange for a second-round selection in the 2010 NHL Entry Draft (originally from Buffalo) on Feb. 7
- Signed C **Manny Malhotra** on Sept. 23
- Acquired LW **Dany Heatley** as well as a fifth-round selection (136th overall, Isaac McLeod) in the 2010 NHL Entry Draft from Ottawa in exchange for LW Milan Michalek, RW Jonathan Cheechoo and a second-round selection in the 2010 NHL Entry Draft on Sept. 12

PACIFIC DIVISION STANDINGS							
	GP	W	L	OTL	PTS	GF	GA
SAN JOSE SHARKS (1)	82	51	20	11	113	264	215
PHOENIX COYOTES (4)	82	50	25	7	107	225	202
LOS ANGELES KINGS (6)	82	46	27	9	101	247	219
ANAHEIM DUCKS (11)	82	39	32	11	89	238	251
DALLAS STARS (12)	82	37	31	14	88	237	254

SKATERS							
No.	P	PLAYER	GP	G	A	PTS	PIM
19	C	JOE THORNTON	79	20	69	89	54
12	C	PATRICK MARLEAU	82	44	39	83	22
15	L	DANY HEATLEY	82	39	43	82	54
22	D	DAN BOYLE	76	15	43	58	70
29	L	RYANE CLOWE	82	19	38	57	131
8	C	JOE PAVELSKI	67	25	26	51	26
16	R	DEVIN SETOGUCHI	70	20	16	36	19
27	C	MANNY MALHOTRA	71	14	19	33	41
4	D	ROB BLAKE	70	7	23	30	60
40	D	KENT HUSKINS	82	3	19	22	47
60	D	JASON DEMERS	51	4	17	21	21
41	R	JED ORTMEYER	76	8	11	19	37
21	C	SCOTT NICHOL	79	4	15	19	72
3	D	DOUGLAS MURRAY	79	4	13	17	66
44	D	MARC-EDOUARD VLASIC	64	3	13	16	33
64	L	JAMIE MCGINN	59	10	3	13	38
17	C	TORREY MITCHELL	56	2	9	11	27
39	C	LOGAN COUTURE	25	5	4	9	6
7	D	NICLAS WALLIN (TOTAL)	70	0	7	7	49
		CAR	47	0	5	5	26
		SJS	23	0	2	2	23
59	R	BRAD STAUBITZ	47	3	3	6	110
68	L	FRAZER McLAREN	23	1	5	6	54
53	R	RYAN VESCE	9	3	2	5	0
78	C	BENN FERRIERO	24	2	3	5	8
65	D	DEREK JOSLIN	24	0	3	3	12
28	D	JAY LEACH (TOTAL)	35	1	1	2	25
		MTL	7	0	0	0	5
		SJS	28	1	1	2	20
45	L	JODY SHELLEY	36	0	3	3	78
36	C	DWIGHT HELMINEN	4	1	0	1	0
47	D	JOE CALLAHAN	1	0	1	1	0
48	C	STEVEN ZALEWSKI	3	0	0	0	0
43	L	JOHN MCCARTHY	4	0	0	0	0

GOALTENDERS											
No.	GOALTENDER	GP	MIN	AVG	W	L	OTL	SO	GA	SV	SV%
20	EVGENI NABOKOV	71	4,194	2.43	44	16	10	3	170	2,168	.922
1	THOMAS GREISS	16	782	2.69	7	4	1	0	35	399	.912

GAME-BY-GAME RESULTS

No.	DATE	OPPONENT	RESULT	RECORD
1	10/1/09	@ Colorado	L, 2-5	0-1-0
2	10/3/09	@ Anaheim	W, 4-1	1-1-0
3	10/6/09	@ Los Angeles	L, 4-6	1-2-0
4	10/8/09	Columbus	W, 6-3	2-2-0
5	10/10/09	Minnesota	W, 4-2	3-2-0
6	10/12/09	Phoenix	O, 0-1**	3-2-1
7	10/15/09	@ Washington	L, 1-4	3-3-1
8	10/17/09	@ NY Islanders	W, 4-1	4-3-1
9	10/19/09	@ NY Rangers	W, 7-3	5-3-1
10	10/22/09	@ Tampa Bay	L, 2-5	5-4-1
11	10/24/09	@ Atlanta	W, 4-3	6-4-1
12	10/25/09	@ Philadelphia	W, 4-1	7-4-1
13	10/28/09	Los Angeles	W, 2-1**	8-4-1
14	10/30/09	Colorado	W, 3-1	9-4-1
15	11/1/09	@ Carolina	W, 5-1	10-4-1
16	11/4/09	@ Columbus	W, 3-2**	11-4-1
17	11/5/09	@ Detroit	O, 1-2**	11-4-2
18	11/7/09	Pittsburgh	W, 5-0	12-4-2
19	11/10/09	Nashville	W, 4-3	13-4-2
20	11/12/09	Dallas	O, 2-3**	13-4-3
21	11/14/09	@ St. Louis	W, 3-1	14-4-3
22	11/15/09	@ Chicago	O, 3-4*	14-4-4
23	11/17/09	@ Nashville	L, 3-4	14-5-4
24	11/20/09	Philadelphia	W, 6-3	15-5-4
25	11/21/09	@ Anaheim	W, 3-2	16-5-4
26	11/25/09	Chicago	L, 2-7	16-6-4
27	11/27/09	@ Edmonton	W, 5-4**	17-6-4
28	11/29/09	@ Vancouver	W, 4-2	18-6-4
29	12/1/09	Ottawa	W, 5-2	19-6-4
30	12/3/09	St. Louis	O, 2-3**	19-6-5
31	12/5/09	Calgary	L, 1-2	19-7-5
32	12/9/09	Los Angeles	O, 4-5*	19-7-6
33	12/11/09	Dallas	O, 2-3**	19-7-7
34	12/12/09	@ Phoenix	L, 1-2	19-8-7
35	12/17/09	Anaheim	W, 4-1	20-8-7
36	12/21/09	@ Dallas	W, 4-2	21-8-7
37	12/22/09	@ Chicago	W, 3-2	22-8-7
38	12/26/09	Anaheim	W, 5-2	23-8-7
39	12/28/09	Phoenix	W, 3-2**	24-8-7
40	12/30/09	Washington	W, 5-2	25-8-7
41	12/31/09	@ Phoenix	W, 3-2**	26-8-7
42	1/2/10	Edmonton	W, 4-1	27-8-7
43	1/4/10	Los Angeles	L, 2-6	27-9-7
44	1/6/10	St. Louis	W, 2-1*	28-9-7
45	1/9/10	Detroit	L, 1-4	28-10-7
46	1/11/10	@ Los Angeles	W, 2-1	29-10-7
47	1/12/10	@ Phoenix	W, 3-1	30-10-7
48	1/14/10	Boston	O, 1-2**	30-10-8
49	1/16/10	Edmonton	W, 4-2	31-10-8
50	1/18/10	Calgary	W, 9-1	32-10-8
51	1/19/10	@ Los Angeles	W, 5-1	33-10-8
52	1/21/10	Anaheim	W, 3-1	34-10-8
53	1/23/10	Buffalo	W, 5-2	35-10-8
54	1/28/10	Chicago	O, 3-4*	35-10-9
55	1/30/10	Minnesota	W, 5-2	36-10-9
56	2/2/10	Detroit	L, 2-4	36-11-9
57	2/4/10	@ St. Louis	W, 4-2	37-11-9
58	2/6/10	@ Nashville	W, 4-3	38-11-9
59	2/8/10	@ Toronto	W, 3-2	39-11-9
60	2/10/10	@ Columbus	L, 0-3	39-12-9
61	2/11/10	@ Detroit	W, 3-2**	40-12-9
62	2/13/10	@ Buffalo	L, 1-3	40-13-9
63	3/2/10	New Jersey	L, 3-4	40-14-9
64	3/4/10	Montreal	W, 3-2	41-14-9
65	3/6/10	Columbus	W, 2-1	42-14-9
66	3/11/10	Nashville	W, 8-5	43-14-9
67	3/13/10	Florida	O, 2-3*	43-14-10
68	3/14/10	@ Anaheim	L, 2-4	43-15-10
69	3/16/10	@ Dallas	L, 2-8	43-16-10
70	3/18/10	@ Vancouver	L, 2-3	43-17-10
71	3/19/10	@ Calgary	L, 3-4	43-18-10
72	3/21/10	@ Edmonton	L, 1-5	43-19-10
73	3/23/10	@ Minnesota	W, 4-1	44-19-10
74	3/25/10	Dallas	W, 3-0	45-19-10
75	3/27/10	Vancouver	W, 4-2	46-19-10
76	3/28/10	Colorado	W, 4-3	47-19-10
77	3/31/10	@ Dallas	L, 1-5	47-20-10
78	4/2/10	@ Minnesota	W, 3-2	48-20-10
79	4/4/10	@ Colorado	O, 4-5*	48-20-11
80	4/6/10	@ Calgary	W, 2-1	49-20-11
81	4/8/10	Vancouver	W, 4-2	50-20-11
82	4/10/10	Phoenix	W, 3-2**	51-20-11

*OVERTIME, **SHOOTOUT

2008-09 SEASON IN REVIEW

SEASON HIGHLIGHTS

- San Jose won the Presidents’ Trophy for the first time, setting franchise bests for wins (53), home wins (32) and points (117) in the process. The Sharks won their fourth-ever and second consecutive Pacific Division championship.
- Under rookie head coach **Todd McLellan**, San Jose got off to the best start in NHL history with 52 points (25-3-2) in the team’s first 30 games. The Sharks set a franchise standard by going undefeated (20-0-2) in their first 22 home games while extending a streak from the end of the 2007-08 campaign that resulted in going 31 consecutive home games without losing in regulation (28-0-3). McLellan went on to finish third in voting for the Jack Adams Trophy.
- As a team, San Jose ranked among the NHL’s top five in road power play percentage (28.2-percent; first and a team record), overall power play (24.2-percent; third) and overall penalty kill (83.3-percent; fifth). The Sharks were also first in shots allowed per game (27.2), third in shots per game (33.2, a team record) and were third in goals against per game (2.43).
- Jeremy Roenick** ended his playing career as the third-highest American-born goal scorer (513) in NHL history.
- Claude Lemieux** returned to the NHL after a five-year absence and played in 18 games.

MAJOR TRANSACTIONS

- Named **Todd McLellan** Head Coach on June 12, 2008.
- Acquired LW **Travis Moen** and D **Kent Huskins** from Anaheim in exchange for C Nick Bonino, G Timo Pielmeier and a fourth-round selection in the 2012 NHL Entry Draft on March 4, 2009.

PACIFIC DIVISION STANDINGS							
	GP	W	L	OTL	PTS	GF	GA
SAN JOSE SHARKS (1)	82	53	18	11	117	257	204
ANAHEIM DUCKS (8)	82	42	33	7	91	245	238
DALLAS STARS (12)	82	36	35	11	83	230	257
PHOENIX COYOTES (13)	82	36	39	7	79	208	252
LOS ANGELES KINGS (14)	82	34	37	11	79	207	234

SKATERS							
No.	P	PLAYER	GP	G	A	PTS	PIM
19	C	JOE THORNTON	82	25	61	86	56
12	C	PATRICK MARLEAU	76	38	33	71	18
16	R	DEVIN SETOGUCHI	81	31	34	65	25
8	C	JOE PAVELSKI	80	25	34	59	46
9	L	MILAN MICHALEK	77	23	34	57	52
22	D	DAN BOYLE	77	16	41	57	52
29	L	RYANE CLOWE	71	22	30	52	51
4	D	ROBERT BLAKE	73	10	35	45	110
10	D	CHRISTIAN EHRHOFF	77	8	34	42	63
44	D	MARC-EDOUARD VLASIC	82	6	30	36	42
14	R	JONATHAN CHEECHOO	66	12	17	29	59
25	R	MIKE GRIER	62	10	13	23	25
24	L	TRAVIS MOEN (TOTAL)	82	7	9	16	91
		ANA	63	4	7	11	77
		SJS	19	3	2	5	14
39	C	TOMÁŠ PLIHAL	64	5	8	13	22
27	C	JEREMY ROENICK	42	4	9	13	24
11	C	MARCEL GOC	55	2	9	11	18
21	D	ALEXEI SEMENOV	47	1	7	8	57
37	D	BRAD LUKOWICH	58	0	8	8	12
3	D	DOUGLAS MURRAY	75	0	7	7	38
64	L	JAMIE MCGINN	35	4	2	6	2
40	D	KENT HUSKINS (ANA)	33	2	4	6	27
43	L	LUKAS KASPAR	13	2	2	4	8
45	L	JODY SHELLEY	70	2	2	4	116
59	R	BRAD STAUBITZ	35	1	2	3	76
47	R	TOM CAVANAGH	17	1	1	2	4
32	R	CLAUDE LEMIEUX	18	0	1	1	21
40	C	RILEY ARMSTRONG	2	0	0	0	2
53	R	RYAN VESCE	10	0	0	0	4
65	D	DEREK JOSLIN	12	0	0	0	6

GOALTENDERS										
No.	GOALTENDER	GP	MIN	AVG	W	L	OTL	SO	GA	SV%
33	BRIAN BOUCHER	22	1,291	2.18	12	6	3	2	47	.917
20	EVGENI NABOKOV	62	3,686	2.44	41	12	8	7	150	.910

GAME-BY-GAME RESULTS

No.	DATE	OPPONENT	RESULT	RECORD
1	10/9/08	Anaheim	W, 4-1	1-0-0
2	10/11/08	Los Angeles	W, 3-1	2-0-0
3	10/12/08	@ Los Angeles	W, 1-0	3-0-0
4	10/14/08	Columbus	W, 5-2	4-0-0
5	10/17/08	@ Anaheim	L, 0-4	4-1-0
6	10/18/08	Philadelphia	W, 5-4*	5-1-0
7	10/22/08	@ Philadelphia	W, 7-6**	6-1-0
8	10/24/08	@ Florida	L, 3-4	6-2-0
9	10/25/08	@ Tampa Bay	W, 3-0	7-2-0
10	10/28/08	Pittsburgh	W, 2-1	8-2-0
11	10/30/08	Detroit	W, 4-2	9-2-0
12	11/2/08	@ Colorado	W, 5-3	10-2-0
13	11/4/08	Minnesota	W, 3-1	11-2-0
14	11/6/08	St. Louis	W, 5-4**	12-2-0
15	11/8/08	Dallas	W, 2-1	13-2-0
16	11/9/08	@ Phoenix	L, 2-4	13-3-0
17	11/11/08	Nashville	O, 3-4*	13-3-1
18	11/13/08	Calgary	W, 6-1	14-3-1
19	11/16/08	@ Chicago	W, 6-5	15-3-1
20	11/17/08	@ Nashville	W, 4-1	16-3-1
21	11/22/08	Washington	W, 7-2	17-3-1
22	11/26/08	Chicago	W, 3-2	18-3-1
23	11/28/08	@ Dallas	W, 6-2	19-3-1
24	11/29/08	@ Phoenix	W, 3-2	20-3-1
25	12/2/08	Toronto	W, 5-2	21-3-1
26	12/4/08	Columbus	W, 3-2	22-3-1
27	12/6/08	Edmonton	O, 2-3*	22-3-2
28	12/11/08	Anaheim	W, 2-0	23-3-2
29	12/13/08	St. Louis	W, 5-4	24-3-2
30	12/15/08	@ Los Angeles	W, 3-2**	25-3-2
31	12/17/08	@ Columbus	O, 1-2*	25-3-3
32	12/18/08	@ Detroit	L, 0-6	25-4-3
33	12/20/08	NY Rangers	W, 3-2	26-4-3
34	12/23/08	Vancouver	W, 5-0	27-4-3
35	12/27/08	@ St. Louis	O, 2-3*	27-4-4
36	12/29/08	@ Dallas	W, 3-1	28-4-4
37	12/31/08	@ Minnesota	O, 2-3*	28-4-5
38	1/3/09	NY Islanders	W, 5-3	29-4-5
39	1/6/09	@ Calgary	L, 2-5	29-5-5
40	1/9/09	@ Edmonton	W, 4-1	30-5-5
41	1/10/09	@ Vancouver	W, 4-2	31-5-5
42	1/13/09	Tampa Bay	W, 7-1	32-5-5
43	1/15/09	Calgary	L, 2-3	32-6-5
44	1/17/09	Detroit	W, 6-5	33-6-5
45	1/20/09	Vancouver	W, 2-1	34-6-5
46	1/27/09	@ Colorado	W, 3-0	35-6-5
47	1/29/09	Phoenix	W, 2-0	36-6-5
48	1/31/09	Chicago	L, 2-4	36-7-5
49	2/5/09	Carolina	O, 3-4**	36-7-6
50	2/7/09	@ Columbus	O, 2-3*	36-7-7
51	2/10/09	@ Boston	W, 5-2	37-7-7
52	2/11/09	@ Pittsburgh	O, 1-2**	37-7-8
53	2/13/09	@ Buffalo	O, 5-6**	37-7-9
54	2/15/09	@ New Jersey	L, 5-6	37-8-9
55	2/17/09	Edmonton	W, 4-2	38-8-9
56	2/19/09	Los Angeles	W, 4-2	39-8-9
57	2/21/09	Atlanta	W, 3-1	40-8-9
58	2/23/09	@ Dallas	W, 1-0	41-8-9
59	2/25/09	@ Detroit	L, 1-4	41-9-9
60	2/26/09	@ Ottawa	W, 2-1	42-9-9
61	2/28/09	@ Montreal	L, 2-3	42-10-9
62	3/3/09	Dallas	L, 1-4	42-11-9
63	3/5/09	Minnesota	O, 3-4*	42-11-10
64	3/7/09	@ Vancouver	L, 1-3	42-12-10
65	3/10/09	@ Minnesota	W, 5-4*	43-12-10
66	3/12/09	@ St. Louis	L, 1-3	43-13-10
67	3/14/09	Los Angeles	W, 2-1**	44-13-10
68	3/15/09	@ Anaheim	W, 1-0	45-13-10
69	3/17/09	@ Phoenix	L, 3-4	44-14-10
70	3/19/09	Nashville	W, 3-2**	46-14-10
71	3/21/09	Dallas	W, 5-2	47-14-10
72	3/22/09	Colorado	W, 3-1	48-14-10
73	3/25/09	@ Chicago	O, 5-6**	48-14-11
74	3/26/09	@ Nashville	L, 2-3	48-15-11
75	3/28/09	Phoenix	W, 3-2	49-15-11
76	3/30/09	@ Calgary	W, 2-1	50-15-11
77	4/2/09	@ Edmonton	W, 2-1	51-15-11
78	4/4/09	Anaheim	L, 2-5	51-16-11
79	4/5/09	@ Anaheim	W, 3-2	52-16-11
80	4/7/09	Colorado	W, 1-0**	53-16-11
81	4/9/09	Phoenix	L, 1-4	53-17-11
82	4/11/09	@ Los Angeles	L, 3-4	53-18-11

*OVERTIME, **SHOOTOUT

2007-08 SEASON IN REVIEW

SEASON HIGHLIGHTS

- San Jose set team records for most points (108) and points percentage (.659), road wins (27), road points (58), fewest shots allowed (1,981), fewest power play goals allowed (44) and fewest regulation losses (23) in a single season.
- The Sharks enjoyed a franchise-best 11-game win streak (Feb. 21, 2008 at Philadelphia through March 14, 2008 vs. St. Louis), longest road win streak (10 games; Nov. 14, 2007 at Dallas through Dec. 31, 2007 at Minnesota), longest point streak (20 games; Feb. 21, 2008 at Philadelphia through April 1, 2008 vs. Los Angeles) and most consecutive road games recording a points (14; Oct. 29, 2007 at Dallas through Jan. 13, 2008 at Anaheim).
- **Evgeni Nabokov** finished second in Vezina Trophy voting after achieving team regular season goaltending records in wins (50), appearances (77), minutes (4,561), consecutive starts (50) and consecutive wins (10). Nabokov also played in his second NHL All-Star Game and became the first goaltender since 2002 to stop all of the shots he faced in the contest (eight in the second period).
- Coach **Ron Wilson** led San Jose to its third Pacific Division championship, second in his tenure. He became the 11th coach to win 500 NHL games on Feb. 9, 2008 vs. Nashville. Wilson also won his 200th game as Sharks head coach on March 18, 2008 at Los Angeles, surpassing Darryl Sutter to set the record most wins (206).

MAJOR TRANSACTIONS

- Acquired **D Brian Campbell** along with a seventh-round selection in the 2008 NHL Entry Draft from Buffalo in exchange for RW Steve Bernier and a first-round selection in the 2008 NHL entry Draft on Feb. 26, 2008.
- Coach **Ron Wilson** relieved of head coaching duties on May 12, 2008.

PACIFIC DIVISION STANDINGS						
	GP	W	L	OTL	PTS	GA
SAN JOSE SHARKS (2)	82	49	23	10	108	193
ANAHEIM DUCKS (4)	82	47	27	8	102	191
DALLAS STARS (5)	82	45	30	7	97	207
PHOENIX COYOTES (12)	82	38	37	7	83	231
LOS ANGELES KINGS (15)	82	32	43	7	71	266

SKATERS							
No.	P	PLAYER	GP	G	A	PTS	PIM
19	C	JOE THORNTON	82	29	67	96	59
51	D	BRIAN CAMPBELL (TOTAL)	83	8	54	62	20
		BUF	63	5	38	43	12
		SJS	20	3	16	19	8
9	L	MILAN MICHALEK	79	24	31	55	47
12	C	PATRICK MARLEAU	78	19	29	48	33
8	C	JOE PAVELSKI	82	19	21	40	28
14	R	JONATHAN CHEECHOO	69	23	14	37	46
52	D	CRAIG RIVET	74	5	30	35	104
27	C	JEREMY ROENICK	69	14	19	33	26
26	R	STEVE BERNIER	59	13	10	23	62
25	R	MIKE GRIER	78	9	13	22	24
10	D	CHRISTIAN EHRHOFF	77	1	21	22	72
17	C	TORREY MITCHELL	82	10	10	20	50
16	R	DEVIN SETOGUCHI	44	11	6	17	8
34	L	PATRICK RISSMILLER	79	8	9	17	30
24	D	SANDIS OZOLINSH	39	3	13	16	24
18	D	MATT CARLE	62	2	13	15	26
44	D	MARC-EDOUARD VLASIC	82	2	12	14	24
4	D	KYLE McLAREN	61	3	8	11	84
3	D	DOUGLAS MURRAY	66	1	9	10	98
37	C	CURTIS BROWN	33	5	4	9	10
11	C	MARCEL GOC	51	5	3	8	12
29	L	RYANE CLOWE	15	3	5	8	22
45	L	JODY SHELLEY (TOTAL)	62	1	6	7	135
		CBJ	31	0	0	0	44
		SJS	31	1	6	7	91
21	D	ALEXEI SEMENOV	22	1	3	4	36
39	C	TOMÁŠ PLIHAL	22	2	1	3	4
47	C	TOM CAVANAGH	1	0	1	1	0
5	D	ROB DAVISON	15	0	0	0	21
46	C	MIKE IGGULDEN	1	0	0	0	0
43	L	LUKAS KASPAR	3	0	0	0	0

GOALTENDERS											
No.	GOALTENDER	GP	MIN	AVG	W	L	OTL	SO	GA	SV	SV%
33	BRIAN BOUCHER	5	238	1.76	3	1	1	1	7	103	.932
20	EVGENI NABOKOV	77	4,561	2.14	46	21	8	6	163	1,802	.910
1	THOMAS GREISS	3	129	3.26	0	1	1	0	7	50	.860
30	DIMITRI PATZOLD	3	44	5.45	0	0	0	0	4	20	.800

GAME-BY-GAME RESULTS

No.	DATE	OPPONENT	RESULT	RECORD
1	10/4/07	@ Edmonton	O, 2-3**	0-0-1
2	10/5/07	@ Vancouver	W, 3-1	1-0-1
3	10/7/07	@ Colorado	L, 2-6	1-1-1
4	10/10/07	@ Chicago	W, 2-1	2-1-1
5	10/13/07	Boston	L, 1-2	2-2-1
6	10/15/07	@ Vancouver	W, 4-2	3-2-1
7	10/18/07	Detroit	L, 2-4	3-3-1
8	10/20/07	Nashville	W, 3-0	4-3-1
9	10/22/07	@ Calgary	W, 4-1	5-3-1
10	10/26/07	@ Detroit	L, 1-5	5-4-1
11	10/27/07	@ Columbus	L, 1-2	5-5-1
12	10/29/07	@ Dallas	W, 4-2	6-5-1
13	11/2/07	Los Angeles	L, 2-5	6-6-1
14	11/3/07	@ Los Angeles	W, 3-1	7-6-1
15	11/7/07	Dallas	L, 1-3	7-7-1
16	11/9/07	@ Anaheim	O, 2-3**	7-7-2
17	11/10/07	Phoenix	W, 4-1	8-7-2
18	11/12/07	Phoenix	W, 5-0	9-7-2
19	11/14/07	@ Dallas	W, 4-3**	10-7-2
20	11/15/07	@ Phoenix	W, 6-0	11-7-2
21	11/17/07	Anaheim	O, 1-2**	11-7-3
22	11/24/07	Los Angeles	L, 1-2	11-8-3
23	11/28/07	Los Angeles	O, 2-3**	11-8-4
24	11/30/07	Colorado	W, 3-2	12-8-4
25	12/3/07	@ Colorado	W, 3-2	13-8-4
26	12/5/07	@ Dallas	W, 3-2	14-8-4
27	12/7/07	@ Phoenix	W, 1-0	15-8-4
28	12/8/07	Buffalo	L, 1-7	15-9-4
29	12/11/07	Minnesota	W, 4-1	16-9-4
30	12/13/07	Vancouver	W, 5-2	17-9-4
31	12/15/07	Dallas	L, 2-4	17-10-4
32	12/16/07	@ Anaheim	W, 2-1	18-10-4
33	12/18/07	Anaheim	L, 0-2	18-11-4
34	12/20/07	Phoenix	O, 2-3**	18-11-5
35	12/22/07	Anaheim	L, 2-5	18-12-5
36	12/26/07	@ Los Angeles	W, 3-2	19-12-5
37	12/28/07	@ St. Louis	W, 1-0	20-12-5
38	12/29/07	@ Nashville	W, 5-2	21-12-5
39	12/31/07	@ Minnesota	W, 3-2	22-12-5
40	1/3/08	Calgary	O, 2-3*	22-12-6
41	1/5/08	Columbus	W, 3-2	23-12-6
42	1/10/08	Vancouver	W, 3-1	24-12-6
43	1/12/08	Toronto	W, 3-2	25-12-6
44	1/13/08	@ Anaheim	O, 3-4*	25-12-7
45	1/15/08	@ Phoenix	L, 3-5	25-13-7
46	1/17/08	Dallas	L, 2-4	25-14-7
47	1/19/08	Detroit	L, 3-6	25-15-7
48	1/22/08	Chicago	W, 3-2	26-15-7
49	1/24/08	St. Louis	W, 4-1	27-15-7
50	1/29/08	@ Edmonton	W, 3-0	28-15-7
51	1/30/08	@ Calgary	L, 4-5	28-16-7
52	2/2/08	Chicago	W, 3-2**	29-16-7
53	2/6/08	Colorado	L, 1-3	29-17-7
54	2/8/08	Columbus	W, 2-1	30-17-7
55	2/9/08	Nashville	W, 4-3	31-17-7
56	2/12/08	Calgary	O, 3-4*	31-17-8
57	2/14/08	Edmonton	L, 2-3	31-18-8
58	2/17/08	@ NY Rangers	L, 1-3	31-19-8
59	2/18/08	@ NY Islanders	L, 2-3	31-20-8
60	2/20/08	@ New Jersey	L, 2-3	31-21-8
61	2/21/08	@ Philadelphia	W, 3-1	32-21-8
62	2/24/08	@ Pittsburgh	W, 2-1**	33-21-8
63	2/27/08	@ Columbus	W, 4-2	34-21-8
64	2/29/08	@ Detroit	W, 3-2	35-21-8
65	3/1/08	@ St. Louis	W, 2-0	36-21-8
66	3/3/08	Montreal	W, 6-4	37-21-8
67	3/5/08	Ottawa	W, 3-2*	38-21-8
68	3/7/08	@ Chicago	W, 3-2	39-21-8
69	3/9/08	@ Minnesota	W, 3-2**	40-21-8
70	3/11/08	@ Nashville	W, 2-1	41-21-8
71	3/14/08	St. Louis	W, 4-1	42-21-8
72	3/16/08	Edmonton	O, 1-2**	42-21-9
73	3/18/08	@ Los Angeles	W, 2-1	43-21-9
74	3/19/08	Minnesota	W, 4-3**	44-21-9
75	3/21/08	Anaheim	W, 2-1	45-21-9
76	3/25/08	@ Phoenix	O, 4-5*	45-21-10
77	3/27/08	Dallas	W, 3-2*	46-21-10
78	3/28/08	@ Anaheim	W, 3-1	47-21-10
79	3/30/08	Phoenix	W, 3-1	48-21-10
80	4/1/08	Los Angeles	W, 5-2	49-21-10
81	4/3/08	@ Los Angeles	L, 2-4	49-22-10
82	4/6/08	@ Dallas	L, 2-4	49-23-10

*OVERTIME, **SHOOTOUT

2006-07 SEASON IN REVIEW

SEASON HIGHLIGHTS

- San Jose set a franchise record and led the NHL with 26 road wins. The Sharks also set club marks for wins (51) and points (107) in a season.
- Goaltenders **Evgeni Nabokov** (seven) and **Vesa Toskala** (four) combined to tie a franchise record with 11 shutouts in the season.
- Defensemen **Marc-Edouard Vlasic** and **Matt Carle** were named to the NHL All-Rookie Team, the second pair of defensive teammates in league history to be named to the team in the same year (1991-92; Detroit's Nicklas Lidstrom and Vladimir Konstantinov).
- **Patrick Marleau** became the franchise's all-time goals leader, surpassing Owen Nolan (206) with the game-winner on Jan. 11, 2007 vs. Los Angeles. Marleau also surpassed Nolan's all-time marks for points (451) and assists (245), and he passed Mike Rathje (671) for the team's games played record.
- San Jose set a NHL record by playing in 49 consecutive games without going into overtime (surpassing Toronto's 41 in 1996-97).
- **Ron Wilson** became the 13th coach in NHL history to coach 1,000 games, March 18, 2007 at Colorado.

MAJOR TRANSACTIONS

- Acquired D **Craig Rivet** as well as a fifth-round selection in the 2008 NHL Entry Draft from Montreal in exchange for D Josh Gorges and San Jose's first selection in the 2007 NHL Entry Draft on Feb. 25, 2007.
- Acquired RW **Bill Guerin** from St. Louis in exchange for LW Ville Nieminen, RW Jay Barriball and a first-round selection in the 2007 NHL Entry Draft on Feb. 27, 2007.

PACIFIC DIVISION STANDINGS							
	GP	W	L	OTL	PTS	GF	GA
ANAHEIM DUCKS (2)	82	48	20	14	110	258	208
SAN JOSE SHARKS (5)	82	51	26	5	107	258	199
DALLAS STARS (6)	82	50	25	7	107	226	197
LOS ANGELES KINGS (14)	82	27	41	14	68	227	283
PHOENIX COYOTES (15)	82	31	46	5	67	216	284

SKATERS							
No.	P	PLAYER	GP	G	A	PTS	PIM
19	C	JOE THORNTON	82	22	92	114	44
12	C	PATRICK MARLEAU	77	32	46	78	33
14	R	JONATHAN CHEECHOO	76	37	32	69	69
9	R	MILAN MICHALEK	78	26	40	66	36
13	R	BILL GUERIN (TOTAL)	77	36	20	56	66
		STL	61	28	19	47	52
		SJS	16	8	1	9	14
18	D	MATT CARLE	77	11	31	42	30
29	L	RYANE CLOWE	58	16	18	34	78
25	R	MIKE GRIER	81	16	17	33	43
10	D	CHRISTIAN EHRHOFF	82	10	23	33	63
26	R	STEVE BERNIER	62	15	16	31	29
8	C	JOE PAVELSKI	46	14	14	28	18
44	D	MARC-EDOUARD VLASIC	81	3	23	26	118
52	D	CRAIG RIVET (TOTAL)	71	7	17	24	69
		MTL	54	6	10	16	57
		SJS	17	1	7	8	12
22	D	SCOTT HANNAN	79	4	20	24	38
34	C	PATRICK RISSMILLER	79	7	15	22	22
7	L	MARK BELL	71	11	10	21	83
37	C	CURTIS BROWN	78	8	12	20	56
4	D	KYLE McLAREN	67	5	12	17	61
11	C	MARCEL GOC	78	5	8	13	24
16	C	MARK SMITH	41	3	10	13	42
6	D	JOSH GORGES	47	1	3	4	26
3	D	DOUGLAS MURRAY	35	0	3	3	31
5	D	ROB DAVISON	22	0	2	2	27
15	L	VILLE NIEMINEN	30	1	1	2	14
29	R	SCOTT PARKER	11	0	0	0	22
49	L	MATHIEU DARCHE	2	0	0	0	0
39	C	TOMÁŠ PLIHAL	3	0	0	0	0

GOALTENDERS											
No.	GOALTENDER	GP	MIN	AVG	W	L	OTL	SO	GA	SV	SV%
20	EVGENI NABOKOV	50	2,778	2.29	25	16	4	7	106	1,227	.914
35	VESA TOSKALA	38	2,142	2.35	26	10	1	4	84	915	.908

GAME-BY-GAME RESULTS

No.	DATE	OPPONENT	RESULT	RECORD
1	10/5/06	St. Louis	W, 5-4*	1-0-0
2	10/7/06	NY Islanders	W, 2-0	2-0-0
3	10/9/06	@ Calgary	W, 4-1	3-0-0
4	10/12/06	@ Edmonton	L, 4-6	3-1-0
5	10/13/06	@ Vancouver	W, 6-4	4-1-0
6	10/17/06	Dallas	W, 2-0	5-1-0
7	10/19/06	Detroit	W, 5-1	6-1-0
8	10/21/06	Minnesota	L, 1-4	6-2-0
9	10/23/06	@ Columbus	W, 3-0	7-2-0
10	10/25/06	@ Detroit	L, 1-2	7-3-0
11	10/26/06	@ Nashville	L, 3-4	7-4-0
12	10/29/06	@ Tampa Bay	W, 4-2	8-4-0
13	10/31/06	@ Florida	W, 2-1	9-4-0
14	11/2/06	NY Rangers	L, 1-3	9-5-0
15	11/4/06	Pittsburgh	W, 3-2	10-5-0
16	11/7/06	Minnesota	W, 3-1	11-5-0
17	11/9/06	@ Los Angeles	W, 7-3	12-5-0
18	11/11/06	@ Phoenix	W, 2-1	13-5-0
19	11/13/06	@ Los Angeles	L, 2-4	13-6-0
20	11/15/06	@ Colorado	W, 4-3	14-6-0
21	11/18/06	Philadelphia	W, 6-1	15-6-0
22	11/21/06	@ Anaheim	L, 0-5	15-7-0
23	11/22/06	Los Angeles	W, 6-3	16-7-0
24	11/25/06	New Jersey	W, 2-0	17-7-0
25	11/28/06	@ St. Louis	W, 2-0	18-7-0
26	11/29/06	@ Minnesota	W, 2-1	19-7-0
27	12/2/06	@ Detroit	W, 3-2	20-7-0
28	12/4/06	@ Dallas	L, 0-1	20-8-0
29	12/7/06	Colorado	L, 2-5	20-9-0
30	12/9/06	Nashville	W, 3-1	21-9-0
31	12/11/06	Phoenix	W, 4-0	22-9-0
32	12/12/06	@ Los Angeles	W, 3-1	23-9-0
33	12/14/06	Los Angeles	L, 2-4	23-10-0
34	12/16/06	Anaheim	W, 4-3	24-10-0
35	12/21/06	Dallas	L, 0-3	24-11-0
36	12/23/06	Calgary	W, 4-1	25-11-0
37	12/26/06	Anaheim	L, 3-4	25-12-0
38	12/28/06	Phoenix	L, 2-3	25-13-0
39	12/30/06	@ Phoenix	L, 0-8	25-14-0
40	12/31/06	@ Dallas	W, 4-2	26-14-0
41	1/4/07	Detroit	W, 9-4	27-14-0
42	1/6/07	Columbus	W, 5-2	28-14-0
43	1/10/07	Edmonton	L, 2-3	28-15-0
44	1/11/07	@ Los Angeles	W, 5-2	29-15-0
45	1/13/07	@ Phoenix	W, 4-1	30-15-0
46	1/15/07	Colorado	W, 3-1	31-15-0
47	1/18/07	Phoenix	W, 5-2	32-15-0
48	1/20/07	St. Louis	L, 0-1	32-16-0
49	1/26/07	@ Edmonton	W, 5-1	33-16-0
50	1/28/07	@ Vancouver	L, 1-3	33-17-0
51	1/30/07	Dallas	O, 2-3**	33-17-1
52	2/1/07	Dallas	L, 2-4	33-18-1
53	2/3/07	Chicago	W, 4-2	34-18-1
54	2/6/07	Anaheim	L, 4-7	34-19-1
55	2/7/07	@ Anaheim	W, 3-2	35-19-1
56	2/13/07	@ St. Louis	W, 6-5	36-19-1
57	2/14/07	@ Nashville	L, 0-5	36-20-1
58	2/16/07	@ Columbus	L, 0-3	36-21-1
59	2/18/07	@ Dallas	L, 2-5	36-22-1
60	2/21/07	@ Washington	W, 3-2**	37-22-1
61	2/22/07	@ Chicago	W, 2-0	38-22-1
62	2/24/07	@ Calgary	L, 4-7	38-23-1
63	2/26/07	Anaheim	L, 2-3	38-24-1
64	2/28/07	Nashville	O, 3-4**	38-24-2
65	3/2/07	@ Anaheim	L, 1-3	38-25-2
66	3/4/07	@ Dallas	W, 4-0	39-25-2
67	3/6/07	@ Minnesota	W, 3-0	40-25-2
68	3/9/07	Vancouver	O, 1-2*	40-25-3
69	3/11/07	Edmonton	W, 3-0	41-25-3
70	3/13/07	Chicago	W, 7-1	42-25-3
71	3/15/07	@ Phoenix	W, 5-1	43-25-3
72	3/16/07	Columbus	W, 3-0	44-25-3
73	3/18/07	@ Colorado	O, 3-4*	44-25-4
74	3/21/07	@ Chicago	W, 4-1	45-25-4
75	3/22/07	@ Atlanta	W, 5-1	46-25-4
76	3/24/07	@ Carolina	L, 4-6	46-26-4
77	3/27/07	Los Angeles	W, 3-1	47-26-4
78	3/30/07	Phoenix	W, 4-2	48-26-4
79	4/1/07	Los Angeles	W, 6-2	49-26-4
80	4/4/07	@ Anaheim	W, 3-2**	50-26-4
81	4/5/07	Calgary	W, 4-3	51-26-4
82	4/7/07	Vancouver	O, 3-4*	51-26-5

*OVERTIME, **SHOOTOUT

2005-06 SEASON IN REVIEW

SEASON HIGHLIGHTS

- The Sharks acquired **C Joe Thornton** as part of a four-player deal with Boston on Nov. 30, 2005.
- Thornton became the first Sharks player to win the Art Ross Trophy (NHL scoring title) and the Hart Memorial Trophy (Most Valuable Player). Thornton was also voted as the ‘Sharks Player of the Year’ by Bay Area media and was a finalist for the Lester B. Pearson Award (MVP as chosen by NHL players).
- RW Jonathan Cheechoo received the Maurice ‘Rocket’ Richard Trophy for leading the NHL in goals with 56, becoming the first Sharks player to score 50 or more goals in a season.
- **C Patrick Marleau** broke the franchise record for most points in a season (Owen Nolan, 84 in 1999-00) with an assist on Cheechoo’s game-winning power play goal on April 10 in Phoenix.
- San Jose set franchise records in goals scored (266), power play goals scored (91), most shots on goal (2,483) and power play percentage (18.2).

MAJOR TRANSACTIONS

- Acquired **C Joe Thornton** from Boston in exchange for D Brad Stuart, C Wayne Primeau and C Marco Sturm on Nov. 30, 2005.
- Acquired LW **Ville Nieminen** from the New York Rangers in exchange for a third-round selection (83rd overall) in the 2006 NHL Entry Draft on March 6, 2006.

PACIFIC DIVISION STANDINGS						
	GP	W	L	OTL	PTS	GF
DALLAS STARS (2)	82	53	23	6	112	265
SAN JOSE SHARKS (5)	82	44	27	11	99	266
ANAHEIM MIGHTY DUCKS (6)	82	43	27	12	98	254
LOS ANGELES KINGS (10)	82	42	35	5	89	249
PHOENIX COYOTES (12)	82	38	39	5	81	246
GA						271

SKATERS							
No.	P	PLAYER	GP	G	A	PTS	PIM
19	C	JOE THORNTON (TOTAL)	81	29	96	125	61
		BOS	23	9	24	33	6
		SJS	58	20	72	92	55
14	R	JONATHAN CHEECHOO	82	56	37	93	58
12	C	PATRICK MARLEAU	82	34	52	86	26
28	L	NILS EKMAN	77	21	36	57	54
42	D	TOM PREISSING	74	11	32	43	26
9	R	MILAN MICHALEK	81	17	18	35	45
26	R	STEVE BERNIER	39	14	13	27	35
10	C	ALYN MCCAULEY	76	12	14	26	30
16	C	MARK SMITH	80	9	15	24	97
15	L	VILLE NIEMINEN (TOTAL)	70	8	16	24	63
		NYR	48	5	12	17	53
		SJS	22	3	4	7	10
22	D	SCOTT HANNAN	81	6	18	24	58
44	D	CHRISTIAN EHRHOFF	64	5	18	23	32
4	D	KYLE McLAREN	77	2	21	23	66
37	C	GRANT STEVENSON	47	10	12	22	14
11	C	MARCEL GOC	81	8	14	22	22
17	L	SCOTT THORNTON	71	10	11	21	84
19	L	MARCO STURM	23	6	10	16	16
23	R	NIKO DIMITRAKOS	45	4	12	16	26
7	D	BRAD STUART	23	2	10	12	14
24	L	JOSH LANGFELD	39	2	9	11	16
15	C	WAYNE PRIMEAU	21	5	3	8	17
25	D	MATT CARLE	12	3	3	6	14
34	C	PATRICK RISSMILLER	18	3	3	6	8
5	D	ROB DAVISON	69	1	5	6	76
6	D	JOSH GORGES	49	0	6	6	31
29	L	RYANE CLOWE	18	0	2	2	9
21	D	JIM FAHEY	21	0	2	2	14
27	R	SCOTT PARKER	10	1	0	1	38
41	D	DOUGLAS MURRAY	34	0	1	1	27

GOALTENDERS										
No.	GOALTENDER	GP	MIN	AVG	W	L	OTL	SO	GA	SV
31	NOLAN SCHAEFER	7	352	1.88	5	1	0	1	11	138
35	VESA TOSKALA	37	2,039	2.56	23	7	4	2	87	878
20	EVGENI NABOKOV	45	2,575	3.10	16	19	7	1	133	1,160
										.885

Evgeni Nabokov and Nolan Schaefer shared a shutout vs. Buffalo on Dec. 2, 2005.

GAME-BY-GAME RESULTS

No.	DATE	OPPONENT	RESULT	RECORD
1	10/5/05	@ Nashville	L, 2-3	0-1-0
2	10/7/05	@ Chicago	L, 3-6	0-2-0
3	10/8/05	@ St. Louis	W, 7-6	1-2-0
4	10/12/05	Columbus	W, 4-1	2-2-0
5	10/15/05	Chicago	W, 4-3	3-2-0
6	10/17/05	@ Detroit	O, 2-3*	3-2-1
7	10/19/05	@ Minnesota	L, 1-6	3-3-1
8	10/21/05	@ Columbus	L, 1-4	3-4-1
9	10/22/05	@ Nashville	L, 1-2	3-5-1
10	10/26/05	@ Dallas	W, 5-4*	4-5-1
11	10/28/05	@ Los Angeles	W, 5-4	5-5-1
12	10/29/05	Calgary	W, 3-2**	6-5-1
13	11/2/05	Nashville	W, 3-2*	7-5-1
14	11/4/05	@ Anaheim	W, 1-0*	8-5-1
15	11/5/05	Minnesota	L, 1-3	8-6-1
16	11/8/05	@ Colorado	L, 2-5	8-7-1
17	11/12/05	Dallas	O, 2-3**	8-7-2
18	11/16/05	Vancouver	L, 1-3	8-8-2
19	11/19/05	Phoenix	O, 3-4**	8-8-3
20	11/21/05	@ Edmonton	O, 1-2**	8-8-4
21	11/23/05	@ Calgary	L, 2-3	8-9-4
22	11/24/05	@ Vancouver	L, 2-3	8-10-4
23	11/26/05	Detroit	L, 6-7	8-11-4
24	11/30/05	@ Dallas	L, 1-4	8-12-4
25	12/2/05	@ Buffalo	W, 5-0	9-12-4
26	12/3/05	@ Toronto	W, 5-4	10-12-4
27	12/6/05	Atlanta	W, 5-3	11-12-4
28	12/8/05	Florida	W, 6-2	12-12-4
29	12/10/05	Carolina	W, 4-3	13-12-4
30	12/16/05	Washington	W, 4-1	14-12-4
31	12/18/05	@ Anaheim	L, 4-5	14-13-4
32	12/20/05	Anaheim	W, 4-2	15-13-4
33	12/22/05	@ Phoenix	L, 1-2	15-14-4
34	12/23/05	St. Louis	O, 1-2**	15-14-5
35	12/26/05	@ Los Angeles	L, 3-4	15-15-5
36	12/28/05	Phoenix	L, 4-5	15-16-5
37	12/30/05	Colorado	W, 5-2	16-16-5
38	1/5/06	Columbus	W, 6-3	17-16-5
39	1/7/06	Los Angeles	W, 3-2	18-16-5
40	1/10/06	@ Boston	W, 6-2	19-16-5
41	1/12/06	@ Ottawa	W, 2-0	20-16-5
42	1/14/06	@ Montreal	L, 2-6	20-17-5
43	1/16/06	Tampa Bay	W, 3-1	21-17-5
44	1/19/06	Edmonton	O, 2-3**	21-17-6
45	1/21/06	@ Los Angeles	W, 4-3*	22-17-6
46	1/24/06	Los Angeles	W, 4-1	23-17-6
47	1/26/06	Anaheim	L, 0-2	23-18-6
48	1/28/06	@ Phoenix	L, 2-6	23-19-6
49	1/30/06	@ Dallas	O, 2-3*	23-19-7
50	2/1/06	@ Anaheim	W, 6-4	24-19-7
51	2/2/06	Minnesota	O, 2-3**	24-19-8
52	2/4/06	Anaheim	L, 0-2	24-20-8
53	2/6/06	Calgary	L, 3-4	24-21-8
54	2/8/06	Chicago	W, 2-1	25-21-8
55	2/10/06	Dallas	W, 6-3	26-21-8
56	2/12/06	@ Phoenix	W, 5-4*	27-21-8
57	2/28/06	Detroit	W, 5-1	28-21-8
58	3/3/06	@ Edmonton	L, 2-3	28-22-8
59	3/4/06	@ Calgary	L, 0-2	28-23-8
60	3/7/06	@ Anaheim	O, 4-5*	28-23-9
61	3/9/06	Edmonton	W, 5-2	29-23-9
62	3/11/06	Nashville	W, 3-2*	30-23-9
63	3/13/06	Los Angeles	W, 4-3	31-23-9
64	3/16/06	St. Louis	W, 5-2	32-23-9
65	3/18/06	Dallas	O, 3-4**	32-23-10
66	3/19/06	Colorado	W, 6-5	33-23-10
67	3/21/06	@ St. Louis	W, 6-0	34-23-10
68	3/23/06	@ Detroit	L, 0-4	34-24-10
69	3/25/06	@ Minnesota	W, 5-1	35-24-10
70	3/26/06	@ Chicago	W, 5-4*	36-24-10
71	3/28/06	@ Columbus	L, 1-4	36-25-10
72	3/30/06	Phoenix	L, 2-5	36-26-10
73	4/1/06	Phoenix	O, 3-4*	36-26-11
74	4/3/06	@ Dallas	W, 3-2*	37-26-11
75	4/5/06	@ Colorado	W, 2-1	38-26-11
76	4/6/06	@ Los Angeles	W, 5-0	39-26-11
77	4/9/06	Dallas	W, 4-1	40-26-11
78	4/10/06	@ Phoenix	W, 3-2	41-26-11
79	4/12/06	@ Vancouver	W, 5-4*	42-26-11
80	4/13/06	Vancouver	W, 5-3	43-26-11
81	4/15/06	Anaheim	W, 6-3	44-26-11
82	4/17/06	Los Angeles	L, 0-4	44-27-11

*OVERTIME, **SHOOTOUT

2003-04 SEASON IN REVIEW

SEASON HIGHLIGHTS

- The Sharks advanced to the Western Conference Final for the first time in franchise history.
- San Jose captured the Pacific Division title for the second time, recording a franchise-best 104 points in the regular season.
- The Sharks set records for road points (47), shutouts (11) and most wins in a calendar month (March - 10).
- The Sharks set a record by playing 11 consecutive home games without a loss (7-0-4-0) from Nov. 15 through Dec. 29, 2003. San Jose logged eight consecutive home wins from Jan. 28 through March 3, 2004.
- **Jonathan Cheechoo** set a franchise record with nine game-winning goals.
- **Nils Ekman** set a franchise record with a plus-30 rating.
- **Evgeni Nabokov** set a franchise record with nine shutouts.
- **Brad Stuart** set a franchise record with nine game-winning goals.

MAJOR TRANSACTIONS

- Acquired **C Curtis Brown** from Buffalo in a three-team trade. Traded **C Brad Boyes** to Boston in exchange for **D Jeff Jillson**. Jillson was immediately sent to Buffalo along with the Sharks' ninth-round selection (round was eliminated after the 2004 NHL Entry Draft) in the 2005 Entry Draft in exchange for **Brown** and **D Andy Delmore**. Delmore was then traded by San Jose to Boston for future considerations. All transactions were on March 9, 2004.
- Acquired **D Jason Marshall** from Minnesota in exchange for a fifth-round selection (161st overall) in the 2004 NHL Entry Draft on March 3, 2004.
- Acquired a fifth-round selection (152nd overall, traded to Florida on June 27, 2004) and future considerations from Calgary in exchange for **LW Lynn Loyns** on Jan. 9, 2004.
- Acquired a second-round selection (35th overall, **D Marc-Edouard Vlasic**) in the 2005 NHL Entry Draft from Calgary in exchange for **G Miikka Kiprusoff** on Nov. 16, 2003.

PACIFIC DIVISION STANDINGS

	GP	W	L	T	OTL	PTS	GF	GA
SAN JOSE SHARKS (2)	82	43	21	12	6	104	219	183
DALLAS STARS (5)	82	41	26	13	2	97	194	175
LOS ANGELES KINGS (11)	82	28	29	16	9	81	205	217
ANAHEIM MIGHTY DUCKS (12)	82	29	35	10	8	76	184	213
PHOENIX COYOTES (13)	82	22	36	18	6	68	188	245

SKATERS

No.	P	PLAYER	GP	G	A	PTS	PIM
12	C	PATRICK MARLEAU	80	28	29	57	24
28	L	NILS EKMAN	82	22	33	55	34
14	R	JONATHAN CHEECHOO	81	28	19	47	33
10	C	ALYN McCaULEY	82	20	27	47	28
19	L	MARCO STURM	64	21	20	41	36
25	C	VINCENT DAMPHOUSSE	82	12	29	41	66
7	D	BRAD STUART	77	9	30	39	34
94	L	ALEXANDER KOROLYUK	63	19	18	37	18
15	C	WAYNE PRIMEAU	72	9	20	29	90
17	L	SCOTT THORNTON	80	13	14	27	84
18	C	MIKE RICCI	71	7	19	26	40
37	C	CURTIS BROWN (TOTAL)	80	11	14	25	31
		BUF	68	9	12	21	30
		SJS	12	2	2	4	1
23	R	NIKO DIMITRAKOS	68	9	15	24	49
4	D	KYLE McLAREN	64	2	22	24	60
22	D	SCOTT HANNAN	82	6	15	21	48
42	D	TOM PREISSING	69	2	17	19	12
2	D	MIKE RATHJE	80	2	17	19	46
44	D	CHRISTIAN EHRHOFF	41	1	11	12	14
13	R	TODD HARVEY	47	4	5	9	38
6	D	JASON MARSHALL (TOTAL)	24	1	6	7	26
		MIN	12	1	4	5	18
		SJS	12	0	2	2	8
16	C	MARK SMITH	36	1	3	4	72
27	R	SCOTT PARKER	50	1	3	4	101
5	D	ROB DAVISON	55	0	3	3	92
21	D	JIM FAHEY	15	0	2	2	18
9	R	MILAN MICHALEK	2	1	0	1	4
24	C	BRAD BOYES	1	0	0	0	2
32	R	MIROSLAV ZALESK	2	0	0	0	0
34	C	PATRICK RISSMILLER	4	0	0	0	0

GOALTENDERS

No.	GOALTENDER	GP	MIN	AVG	W	L	T	SO	GA	SV	SV%
35	VESA TOSKALA	28	1,541	2.06	12	8	4	1	53	760	.930
20	EVGENI NABOKOV	59	3,456	2.20	31	19	8	9	127	1,610	.921

GAME-BY-GAME RESULTS

No.	DATE	OPPONENT	RESULT	RECORD
1	10/9/03	@ Edmonton	L, 2-5	0-1-0-0
2	10/11/03	@ Calgary	L, 2-3	0-2-0-0
3	10/12/03	@ Minnesota	W, 3-2	1-2-0-0
4	10/16/03	Philadelphia	T, 0-0*	1-2-1-0
5	10/18/03	Ottawa	L, 1-4	1-3-1-0
6	10/21/03	Anaheim	L, 0-2	1-4-1-0
7	10/23/03	Chicago	T, 3-3*	1-4-2-0
8	10/25/03	Phoenix	T, 4-4*	1-4-3-0
9	10/28/03	@ Carolina	L, 0-3	1-5-3-0
10	10/31/03	@ Tampa Bay	T, 2-2*	1-5-4-0
11	11/1/03	@ Florida	W, 6-2	2-5-4-0
12	11/2/03	@ Atlanta	T, 2-2*	2-5-5-0
13	11/5/03	@ New Jersey	O, 2-3*	2-5-5-1
14	11/6/03	@ Boston	T, 5-5*	2-5-6-1
15	11/8/03	@ Washington	W, 3-2	3-5-6-1
16	11/11/03	Colorado	L, 3-4	3-6-6-1
17	11/13/03	St. Louis	O, 3-4*	3-6-6-2
18	11/15/03	Toronto	T, 2-2*	3-6-7-2
19	11/18/03	NY Rangers	T, 2-2*	3-6-8-2
20	11/21/03	@ Phoenix	W, 5-0	4-6-8-2
21	11/22/03	Nashville	W, 3-1	5-6-8-2
22	11/26/03	Chicago	W, 3-2	6-6-8-2
23	11/28/03	@ Minnesota	W, 2-1	7-6-8-2
24	11/30/03	@ Edmonton	W, 2-1	8-6-8-2
25	12/2/03	@ Calgary	L, 1-3	8-7-8-2
26	12/4/03	Colorado	T, 2-2*	8-7-9-2
27	12/6/03	Dallas	W, 2-1	9-7-9-2
28	12/10/03	@ Anaheim	L, 2-3	9-8-9-2
29	12/11/03	Edmonton	T, 2-2*	9-8-10-2
30	12/13/03	Anaheim	W, 2-0	10-8-10-2
31	12/17/03	@ Detroit	O, 2-3*	10-8-10-3
32	12/18/03	@ St. Louis	L, 2-4	10-9-10-3
33	12/21/03	@ Anaheim	W, 2-1	11-9-10-3
34	12/22/03	Anaheim	W, 2-1	12-9-10-3
35	12/26/03	Los Angeles	W, 5-0	13-9-10-3
36	12/27/03	@ Los Angeles	T, 4-4*	13-9-11-3
37	12/29/03	Nashville	W, 5-2	14-9-11-3
38	12/31/03	@ Columbus	W, 1-0	15-9-11-3
39	1/2/04	@ Chicago	L, 1-2	15-10-11-3
40	1/3/04	@ St. Louis	W, 3-1	16-10-11-3
41	1/5/04	@ Vancouver	W, 2-1	17-10-11-3
42	1/8/04	Columbus	O, 2-3*	17-10-11-4
43	1/10/04	Atlanta	W, 5-2	18-10-11-4
44	1/13/04	Dallas	L, 0-3	18-11-11-4
45	1/15/04	Vancouver	W, 3-1	19-11-11-4
46	1/17/04	@ Colorado	W, 2-1	20-11-11-4
47	1/19/04	Detroit	W, 2-1	21-11-11-4
48	1/21/04	@ Phoenix	W, 4-2	22-11-11-4
49	1/22/04	Phoenix	L, 1-2	22-12-11-4
50	1/24/04	Minnesota	W, 4-0	23-12-11-4
51	1/28/04	Calgary	W, 4-1	24-12-11-4
52	1/30/04	@ Dallas	L, 1-3	24-13-11-4
53	1/31/04	@ Nashville	O, 2-3*	24-13-11-5
54	2/3/04	Florida	W, 3-0	25-13-11-5
55	2/5/04	Phoenix	W, 5-0	26-13-11-5
56	2/10/04	@ Buffalo	L, 1-2	26-14-11-5
57	2/11/04	@ Detroit	L, 2-4	26-15-11-5
58	2/14/04	@ Columbus	W, 2-1*	27-15-11-5
59	2/16/04	@ Philadelphia	W, 5-2	28-15-11-5
60	2/18/04	@ Nashville	L, 3-7	28-16-11-5
61	2/19/04	@ Chicago	W, 6-3	29-16-11-5
62	2/23/04	Columbus	W, 4-2	30-16-11-5
63	2/26/04	@ Vancouver	O, 2-3*	30-16-11-6
64	2/27/04	Pittsburgh	W, 4-2	31-16-11-6
65	2/29/04	St. Louis	W, 1-0	32-16-11-6
66	3/3/04	Montreal	W, 4-3	33-16-11-6
67	3/5/04	@ Colorado	L, 1-5	33-17-11-6
68	3/7/04	@ Dallas	L, 0-4	33-18-11-6
69	3/9/04	Minnesota	L, 3-4	33-19-11-6
70	3/11/04	NY Islanders	W, 5-4	34-19-11-6
71	3/13/04	Los Angeles	W, 3-1	35-19-11-6
72	3/16/04	@ Dallas	T, 3-3*	35-19-12-6
73	3/18/04	@ Los Angeles	W, 5-3	36-19-12-6
74	3/19/04	@ Anaheim	W, 4-2	37-19-12-6
75	3/21/04	Edmonton	L, 2-5	37-20-12-6
76	3/23/04	Detroit	W, 5-2	38-20-12-6
77	3/25/04	Calgary	W, 3-2	39-20-12-6
78	3/26/04	@ Phoenix	W, 3-0	40-20-12-6
79	3/28/04	Dallas	W, 2-1*	41-20-12-6
80	3/31/04	@ Los Angeles	W, 3-0	42-20-12-6
81	4/2/04	Vancouver	L, 1-4	42-21-12-6
82	4/4/04	Los Angeles	W, 4-3*	43-21-12-6

*OVERTIME

2002-03 SEASON IN REVIEW

SEASON HIGHLIGHTS

- Six Sharks scored their first career NHL goal, including RW **Jonathan Cheechoo**, D **Jim Fahey**, LW **Lynn Loynes**, RW **Niko Dimitrakos**, D **Rob Davison** and RW **Miroslav Zalesak**.
- Jim Fahey led NHL rookie defensemen in points (one goal, 19 assists) despite playing in only 43 games.
- Vincent Damphousse became the 71st player to score 400 NHL goals with his tally on Oct. 17 at Edmonton.
- Patrick Marleau** played in his 400th NHL game on Oct. 19 vs. Colorado, the youngest current player (23 years, 34 days) to accomplish the feat and the youngest overall since Bob Carpenter in April 1986 (22 years, 268 days).
- Teemu Selanne** was voted to the starting lineup for the Western Conference at the NHL All-Star Game.
- Evgeni Nabokov** became the Sharks' franchise goaltending leader in games played, minutes played and decisions.

MAJOR TRANSACTIONS

- Doug Wilson** named Executive Vice President and General Manager on May 13, 2003.
- Executive Vice President and General Manager **Dean Lombardi** relieved of his duties on March 18, 2003.
- Acquired a second-round selection in the 2003 NHL Entry Draft from Boston in exchange for D Dan McGillis on March 11, 2003.
- Acquired C **Wayne Primeau** from Pittsburgh in exchange for RW Matt Bradley on March 11, 2003.
- Acquired a third-round and a fifth-round selection in the 2003 NHL Entry Draft from Colorado in exchange for D Bryan Marchment on March 8, 2003.
- Acquired C **Alyn McCauley**, C **Brad Boyes** and a first-round draft selection in the 2003 NHL Etnry Draft from Toronto in exchange for RW Owen Nolan on March 5, 2003.
- Acquired D **Kyle McLaren** and a fourth-round selection in the 2004 NHL Entry Draft from Boston in exchange for G Jeff Hackett and D Jeff Jillson (Hackett previously acquired from Montreal in exchange for RW Niklas Sundstrom and a third-round selection in the 2004 NHL Entry Draft) on Jan. 23, 2003.
- Acquired D **Dan McGillis** from Philadelphia in exchange for D Marcus Ragnarsson on Dec. 6, 2002.
- Named **Ron Wilson** head coach and **Tim Hunter** and **Rob Zettler** assistant coaches on Dec. 4, 2002.
- Head coach **Darryl Sutter** and assistant coaches **Rich Preston** and **Lorne Mollenken** relieved of their duties on Dec. 1, 2002.

PACIFIC DIVISION STANDINGS								
	GP	W	L	T	OTL	PTS	GF	GA
DALLAS STARS (1)	82	46	17	15	4	111	245	169
ANAHEIM MIGHTY DUCKS (7)	82	40	27	9	6	95	203	193
LOS ANGELES KINGS (10)	82	33	37	6	6	78	203	221
PHOENIX COYOTES (11)	82	31	35	11	5	78	204	230
SAN JOSE SHARKS (14)	82	28	37	9	8	73	214	239

SKATERS							
No.	P	PLAYER	GP	G	A	PTS	PIM
8	R	TEEMU SELANNE	82	28	36	64	30
25	C	VINCENT DAMPHOUSSE	82	23	38	61	66
12	C	PATRICK MARLEAU	82	28	29	57	33
19	L	MARCO STURM	82	28	20	48	16
11	R	OWEN NOLAN	61	22	20	42	91
18	C	MIKE RICCI	75	11	23	34	53
2	D	MIKE RATHJE	82	7	22	29	48
10	C	ALYN MCCAULEY (TOTAL)	80	9	16	25	20
		TOR	64	6	9	15	16
		SJS	16	3	7	10	4
22	D	SCOTT HANNAN	81	3	19	22	61
17	L	SCOTT THORNTON	41	9	12	21	41
21	D	JIM FAHEY	43	1	19	20	33
13	R	TODD HARVEY	76	3	16	19	74
9	L	ADAM GRAVES	82	9	9	18	32
15	C	WAYNE PRIMEAU (TOTAL)	77	6	12	18	55
		PIT	70	5	11	16	55
		SJS	7	1	1	2	0
14	R	JONATHAN CHEECHOO	66	9	7	16	39
3	D	DAN MCGILLIS	37	3	13	16	30
16	C	MARK SMITH	75	4	11	15	64
7	D	BRAD STUART	36	4	10	14	46
23	R	NIKO DIMITRAKOS	21	6	7	13	3
24	R	NIKLAS SUNDSTROM	47	2	10	12	22
27	D	BRYAN MARCHMENT	67	2	9	11	108
4	D	KYLE McLAREN	33	0	8	8	30
10	D	MARCUS RAGNARSSON	25	1	7	8	30
5	D	JEFF JILLSON	26	0	6	6	9
28	R	MATT BRADLEY	46	2	3	5	37
26	L	LYNN LOYNS	19	3	0	3	19
46	R	MIROSLAV ZALESAK	10	1	2	3	0
38	D	ROB DAVISON	15	1	2	3	22
41	C	RYAN KRAFT	7	0	1	1	0
23	D	SHAWN HEINS	20	0	1	1	9
49	L	CHAD WISEMAN	4	0	0	0	4
4	D	JOHN JAKOPIN	12	0	0	0	11
53	D	JESSE FIBIGER	16	0	0	0	2

GOALTENDERS											
No.	GOALTENDER	GP	MIN	AVG	W	L	T	SO	GA	SV	SV%
29	VEsa ToSKALA	11	537	2.35	4	3	1	1	21	287	.927
20	EVGENI NABOKOV	55	3,227	2.71	19	28	8	3	146	1,561	.906
37	MIKKa KIPRUSOFF	22	1,199	3.25	5	14	0	1	65	537	.879

GAME-BY-GAME RESULTS

No.	DATE	OPPONENT	RESULT	RECORD
1	10/10/02	Detroit	L, 3-6	0-1-0-0
2	10/12/02	Vancouver	L, 3-5	0-2-0-0
3	10/17/02	Edmonton	W, 4-3	1-2-0-0
4	10/19/02	Colorado	L, 1-3	1-3-0-0
5	10/21/02	Vancouver	L, 2-5	1-4-0-0
6	10/24/02	@ Nashville	W, 2-1	2-4-0-0
7	10/25/02	@ Columbus	W, 5-4	3-4-0-0
8	10/27/02	@ Chicago	L, 2-3	3-5-0-0
9	10/29/02	@ Detroit	L, 2-3	3-6-0-0
10	10/31/02	@ Minnesota	O, 1-2*	3-6-0-1
11	11/3/02	@ Anaheim	W, 4-3	4-6-0-1
12	11/5/02	Los Angeles	W, 5-2	5-6-0-1
13	11/7/02	Nashville	T, 2-2*	5-6-1-1
14	11/9/02	Minnesota	L, 2-4	5-7-1-1
15	11/11/02	NY Rangers	L, 4-5	5-8-1-1
16	11/13/02	@ Atlanta	O, 2-3*	5-8-1-2
17	11/15/02	@ Tampa Bay	L, 2-4	5-9-1-2
18	11/16/02	@ Florida	W, 7-3	6-9-1-2
19	11/19/02	@ Washington	W, 3-2	7-9-1-2
20	11/21/02	@ Philadelphia	T, 2-2*	7-9-2-2
21	11/23/02	@ Pittsburgh	L, 1-4	7-10-2-2
22	11/25/02	@ St. Louis	W, 4-1	8-10-2-2
23	11/27/02	@ Nashville	L, 2-4	8-11-2-2
24	11/30/02	Phoenix	L, 2-3	8-12-2-2
25	12/3/02	@ Phoenix	W, 3-2*	9-12-2-2
26	12/6/02	Columbus	W, 3-2	10-12-2-2
27	12/7/02	Nashville	L, 2-4	10-13-2-2
28	12/12/02	Pittsburgh	W, 5-2	11-13-2-2
29	12/14/02	Washington	W, 2-0	12-13-2-2
30	12/16/02	@ NY Rangers	O, 1-2*	12-13-2-3
31	12/17/02	@ Montreal	W, 3-1	13-13-2-3
32	12/19/02	@ Ottawa	L, 3-9	13-14-2-3
33	12/21/02	@ Toronto	T, 3-3*	13-14-3-3
34	12/23/02	@ Boston	L, 2-5	13-15-3-3
35	12/26/02	Anaheim	W, 4-1	14-15-3-3
36	12/28/02	Chicago	T, 3-3*	14-15-4-3
37	12/30/02	Philadelphia	W, 2-1	15-15-4-3
38	1/2/03	Dallas	L, 1-3	15-16-4-3
39	1/4/03	Colorado	L, 1-6	15-17-4-3
40	1/6/03	Edmonton	T, 5-5*	15-17-5-3
41	1/9/03	St. Louis	L, 1-4	15-18-5-3
42	1/11/03	Vancouver	W, 3-0	16-18-5-3
43	1/13/03	@ Los Angeles	O, 2-3*	16-18-5-4
44	1/16/03	Buffalo	T, 2-2*	16-18-6-4
45	1/18/03	Dallas	L, 1-3	16-19-6-4
46	1/20/03	@ Phoenix	L, 1-3	16-20-6-4
47	1/22/03	New Jersey	O, 4-5*	16-20-6-5
48	1/25/03	Minnesota	W, 4-1	17-20-6-5
49	1/27/03	@ Los Angeles	W, 3-0	18-20-6-5
50	1/28/03	Los Angeles	W, 3-1	19-20-6-5
51	1/30/03	Anaheim	L, 3-4	19-21-6-5
52	2/5/03	Carolina	W, 6-2	20-21-6-5
53	2/7/03	@ Minnesota	L, 3-4	20-22-6-5
54	2/8/03	@ St. Louis	L, 1-4	20-23-6-5
55	2/10/03	@ Detroit	L, 4-5	20-24-6-5
56	2/12/03	@ Columbus	L, 0-1	20-25-6-5
57	2/14/03	@ Chicago	W, 4-2	21-25-6-5
58	2/16/03	@ Dallas	L, 1-3	21-26-6-5
59	2/17/03	@ Los Angeles	L, 2-3	21-27-6-5
60	2/19/03	NY Islanders	L, 0-3	21-28-6-5
61	2/21/03	Columbus	W, 6-0	22-28-6-5
62	2/24/03	Calgary	W, 5-2	23-28-6-5
63	2/27/03	@ Vancouver	W, 3-2	24-28-6-5
64	3/1/03	@ Calgary	L, 3-4	24-29-6-5
65	3/4/03	@ Edmonton	L, 1-2	24-30-6-5
66	3/6/03	Montreal	W, 4-3*	25-30-6-5
67	3/8/03	@ Phoenix	L, 4-6	25-31-6-5
68	3/9/03	@ Dallas	L, 0-3	25-32-6-5
69	3/11/03	St. Louis	L, 2-4	25-33-6-5
70	3/13/03	@ Anaheim	O, 2-3*	25-33-6-6
71	3/15/03	Calgary	W, 3-2	26-33-6-6
72	3/17/03	Chicago	O, 2-3*	26-33-6-7
73	3/20/03	@ Colorado	L, 0-2	26-34-6-7
74	3/21/03	Boston	W, 3-2	27-34-6-7
75	3/22/03	Anaheim	O, 2-3*	27-34-6-8
76	3/24/03	Tampa Bay	L, 1-4	27-35-6-8
77	3/27/03	Detroit	W, 3-0	28-35-6-8
78	3/29/03	Dallas	L, 3-4	28-36-6-8
79	3/31/03	@ Colorado	L, 1-3	28-37-6-8
80	4/2/03	@ Calgary	T, 2-2*	28-37-7-8
81	4/3/03	@ Edmonton	T, 3-3*	28-37-8-8
82	4/6/03	Phoenix	T, 3-3*	28-37-9-8

*OVERTIME

2001-02 SEASON IN REVIEW

SEASON HIGHLIGHTS

- San Jose became the second team in NHL history to post six consecutive seasons of point improvement, joining the New York Islanders (1972-73 through 1978-79).
- The Sharks made the Stanley Cup Playoffs for the sixth consecutive season, a franchise record.
- The Sharks won their first-ever Pacific Division title, posting franchise records in wins (44) and points (99). They also set a franchise single-game record with 10 goals against Columbus on March 30.
- The Sharks narrowly missed advancing to the Western Conference Final, losing consecutive one-goal games in Game Six and Game Seven to Colorado in the semifinal series. San Jose beat Phoenix in the Western Conference Quarterfinals, 4-1.
- **Owen Nolan** became the Sharks' all-time points leader with his 351st point with the club.
- The Sharks set a franchise record with a 10-game unbeaten streak (9-0-1-0) from Nov. 27 to Dec. 19.
- The Sharks set a franchise record with a six-game road win streak, Dec. 6 through Dec. 19.
- **Evgeni Nabokov** became the franchise's winningest goaltender with his 58th victory and set the club standard for career shutouts (11) as well as setting single-season records for the club in wins (37) and shutouts (seven). He became the seventh NHL goaltender (first European-born) to score a goal.

MAJOR TRANSACTIONS

- Acquired LW **Adam Graves**, D Rich Pilon and future considerations from the New York Rangers in exchange for RW Mikael Samuelsson, D Christian Gosselin and a seventh-round selection in the 2002 NHL Entry Draft on June 24, 2001.

PACIFIC DIVISION STANDINGS								
	GP	W	L	T	OTL	PTS	GF	GA
SAN JOSE SHARKS (3)	82	44	27	8	3	99	248	199
PHOENIX COYOTES (6)	82	40	27	9	6	95	228	210
LOS ANGELES KINGS (7)	82	40	27	11	4	95	214	190
DALLAS STARS (10)	82	36	28	13	5	90	215	213
ANAHEIM MIGHTY DUCKS (13)	82	29	42	8	3	69	175	198

SKATERS							
No.	P	PLAYER	GP	G	A	PTS	PIM
11	R	OWEN NOLAN	75	23	43	66	93
25	C	VINCENT DAMPHOUSSE	82	20	38	58	60
8	R	TEEMU SELANNE	82	29	25	54	40
18	C	MIKE RICCI	79	19	34	53	44
12	C	PATRICK MARLEAU	79	21	23	44	40
17	L	SCOTT THORNTON	77	26	16	42	116
19	L	MARCO STURM	77	21	20	41	32
24	R	NIKLAS SUNDSTROM	73	9	30	39	50
20	D	GARY SUTER	82	6	27	33	57
9	L	ADAM GRAVES	81	17	14	31	51
7	D	BRAD STUART	82	6	23	29	39
28	R	MATT BRADLEY	54	9	13	22	43
13	R	TODD HARVEY	69	9	13	22	73
27	D	BRYAN MARCHMENT	72	2	20	22	178
10	D	MARCUS RAGNARSSON	70	5	15	20	44
5	D	JEFF JILLSON	48	5	13	18	29
2	D	MIKE RATHJE	52	5	12	17	48
22	D	SCOTT HANNAN	75	2	12	14	57
32	L	STEPHANE MATTEAU	55	7	4	11	15
15	R	ALEXANDER KOROLYUK	32	3	7	10	14
16	C	MARK SMITH	49	3	3	6	72
23	D	SHAWN HEINS	17	0	2	2	24
3	D	STEVE BANCROFT	5	0	1	1	2
26	R	MIKE CRAIG	2	0	0	0	2
50	R	HANNES HYVONEN	6	0	0	0	0

GOALTENDERS											
No.	GOALTENDER	GP	MIN	AVG	W	L	T	SO	GA	SV	SV%
35	VESA TOSKALA	1	10	0.00	0	0	0	0	0	2	1.000
20	EVGENI NABOKOV	67	3,901	2.29	37	24	5	7	149	1,818	.918
37	MIKKKA KIPRUSOFF	20	1,037	2.49	7	6	3	2	43	508	.915

GAME-BY-GAME RESULTS

No.	DATE	OPPONENT	RESULT	RECORD
1	10/4/01	Detroit	O, 3-4*	0-0-0-1
2	10/6/01	Minnesota	T, 0-0*	0-0-1-1
3	10/11/01	Tampa Bay	W, 4-3	1-0-1-1
4	10/13/01	Boston	W, 3-2	2-0-1-1
5	10/16/01	@ Minnesota	T, 3-3*	2-0-2-1
6	10/18/01	@ New Jersey	L, 1-6	2-1-2-1
7	10/20/01	@ NY Islanders	T, 2-2*	2-1-3-1
8	10/22/01	@ NY Rangers	W, 5-1	3-1-3-1
9	10/23/01	@ Buffalo	L, 1-4	3-2-3-1
10	10/25/01	@ Chicago	L, 2-4	3-3-3-1
11	10/27/01	Columbus	W, 2-0	4-3-3-1
12	10/31/01	@ Anaheim	W, 4-2	5-3-3-1
13	11/1/01	Atlanta	W, 5-2	6-3-3-1
14	11/3/01	Vancouver	W, 5-1	7-3-3-1
15	11/6/01	@ St. Louis	W, 4-1	8-3-3-1
16	11/7/01	@ Dallas	T, 2-2*	8-3-4-1
17	11/9/01	@ Carolina	L, 2-3	8-4-4-1
18	11/11/01	@ Chicago	O, 2-3*	8-4-4-2
19	11/14/01	@ Anaheim	W, 4-2	9-4-4-2
20	11/15/01	@ Phoenix	L, 3-5	9-5-4-2
21	11/17/01	Dallas	O, 2-3*	9-5-4-3
22	11/21/01	Minnesota	L, 0-2	9-6-4-3
23	11/24/01	@ Los Angeles	L, 1-3	9-7-4-3
24	11/27/01	Nashville	W, 3-2	10-7-4-3
25	11/29/01	Pittsburgh	W, 5-0	11-7-4-3
26	11/30/01	@ Anaheim	W, 5-2	12-7-4-3
27	12/4/01	Calgary	T, 2-2*	12-7-5-3
28	12/6/01	@ Calgary	W, 3-1	13-7-5-3
29	12/8/01	@ Vancouver	W, 5-3	14-7-5-3
30	12/11/01	Edmonton	W, 5-4*	15-7-5-3
31	12/14/01	@ Colorado	W, 3-0	16-7-5-3
32	12/17/01	@ Dallas	W, 4-1	17-7-5-3
33	12/19/01	@ Atlanta	W, 4-2	18-7-5-3
34	12/21/01	@ Detroit	L, 0-3	18-8-5-3
35	12/23/01	@ Nashville	T, 1-1*	18-8-6-3
36	12/26/01	Anaheim	L, 1-2	18-9-6-3
37	12/28/01	NY Rangers	L, 3-5	18-10-6-3
38	12/30/01	Phoenix	L, 2-4	18-11-6-3
39	1/2/02	Philadelphia	W, 5-2	19-11-6-3
40	1/4/02	Phoenix	W, 5-3	20-11-6-3
41	1/5/02	Florida	W, 6-0	21-11-6-3
42	1/8/02	St. Louis	L, 2-6	21-12-6-3
43	1/9/02	@ Phoenix	W, 6-5	22-12-6-3
44	1/12/02	Los Angeles	L, 2-3	22-13-6-3
45	1/15/02	@ Colorado	W, 1-0*	23-13-6-3
46	1/17/02	NY Islanders	W, 3-2	24-13-6-3
47	1/19/02	Colorado	L, 1-3	24-14-6-3
48	1/21/02	Edmonton	W, 4-3	25-14-6-3
49	1/23/02	@ Detroit	T, 2-2*	25-14-7-3
50	1/24/02	@ Columbus	L, 2-6	25-15-7-3
51	1/27/02	@ Montreal	L, 1-3	25-16-7-3
52	1/29/02	@ Toronto	L, 3-4	25-17-7-3
53	1/30/02	@ Pittsburgh	W, 6-3	26-17-7-3
54	2/6/02	Calgary	W, 2-0	27-17-7-3
55	2/8/02	Chicago	W, 4-2	28-17-7-3
56	2/10/02	Carolina	W, 4-0	29-17-7-3
57	2/12/02	@ Edmonton	W, 3-2	30-17-7-3
58	2/26/02	@ Nashville	W, 5-1	31-17-7-3
59	2/28/02	@ Washington	W, 5-2	32-17-7-3
60	3/1/02	@ Tampa Bay	L, 2-4	32-18-7-3
61	3/3/02	@ Dallas	L, 1-4	32-19-7-3
62	3/5/02	Nashville	L, 0-2	32-20-7-3
63	3/7/02	Ottawa	W, 5-2	33-20-7-3
64	3/9/02	Vancouver	W, 2-0	34-20-7-3
65	3/10/02	@ Vancouver	W, 7-4	35-20-7-3
66	3/13/02	St. Louis	L, 0-2	35-21-7-3
67	3/15/02	Washington	W, 5-4	36-21-7-3
68	3/16/02	Chicago	T, 2-2*	36-21-8-3
69	3/18/02	Los Angeles	L, 2-3	36-22-8-3
70	3/20/02	@ Edmonton	L, 1-2	36-23-8-3
71	3/21/02	@ Calgary	W, 4-1	37-23-8-3
72	3/23/02	@ Los Angeles	L, 0-3	37-24-8-3
73	3/26/02	Dallas	W, 3-2	38-24-8-3
74	3/28/02	Colorado	L, 2-3	38-25-8-3
75	3/30/02	Columbus	W, 10-2	39-25-8-3
76	4/2/02	Anaheim	W, 3-1	40-25-8-3
77	4/4/02	Phoenix	W, 5-2	41-25-8-3
78	4/6/02	Detroit	W, 6-3	42-25-8-3
79	4/8/02	@ Minnesota	L, 1-3	42-26-8-3
80	4/10/02	@ Columbus	W, 5-3	43-26-8-3
81	4/11/02	@ St. Louis	L, 1-4	43-27-8-3
82	4/13/02	Los Angeles	W, 3-1	44-27-8-3

*OVERTIME

2000-01 SEASON IN REVIEW

SEASON HIGHLIGHTS

- The Sharks advanced to the Stanley Cup Playoffs for a fourth consecutive season, becoming the fifth franchise in NHL history to improve its point total in five straight seasons. San Jose set franchise records for wins (40) and points (95).
- San Jose finished with the sixth-best road record in the NHL, fourth-best in the Western Conference, and set a franchise record with a 10-game unbeaten streak on the road.
- **Evgeni Nabokov** received the Calder Memorial Trophy as the NHL’s Rookie of the Year. He set franchise records for wins (32), goals-against average (2.19) and shutouts (six) en route to also being named ‘Sharks Player of the Year’ and the PlayStation ‘sharks Rookie of the Year.’ He was named to the NHL’s 2001 World All-Star Team, was NHL Rookie of the Month in both November and December and was named Sharks Player of the Month for October and December. He was also the first goaltender to reach 20 victories on the year.
- **Vincent Damphousse** became the 58th NHL player to score 1,000 points, reaching the milestone with an assist on a goal by **Marco Sturm** on Oct. 14 vs. Boston.
- **Gary Suter** became the 153rd NHL player to appear in 1,000 games, reaching the milestone Oct. 25 at Columbus. He scored the Sharks’ first goal in a 3-1 win.

MAJOR TRANSACTIONS

- Acquired D **Jeff Norton** from Pittsburgh in exchange for D Bobby Dollas and G Johan Hedberg on March 12, 2001.
- Acquired LW **Bill Lindsay** from Calgary in exchange for an eighth-round pick (233rd overall, previously acquired from Minnesota) in the 2001 NHL Entry Draft on March 6, 2001.
- Acquired RW **Teemu Selanne** from Anaheim in exchange for LW Jeff Friesen, G Steve Shields and a second-round selection (36th overall) in the 2003 NHL Entry Draft on March 3, 2001.
- Signed D **Bobby Dollas** as a free agent on Nov. 4, 2000.
- Signed LW/C **Scott Thornton** as a free agent on July 1, 2000.

PACIFIC DIVISION STANDINGS								
	GP	W	L	T	OTL	PTS	GF	GA
DALLAS STARS (3)	82	48	24	8	2	106	241	187
SAN JOSE SHARKS (5)	82	40	27	12	3	95	217	192
LOS ANGELES KINGS (7)	82	38	28	13	3	92	252	228
PHOENIX COYOTES (9)	82	35	27	17	3	90	214	212
ANAHEIM MIGHTY DUCKS (15)	82	25	41	11	5	66	188	245

SKATERS							
No.	P	PLAYER	GP	G	A	PTS	PIM
8	R	TEEMU SELANNE (TOTAL)	73	33	39	72	36
		ANA	61	26	33	59	36
		SJS	12	7	6	13	0
14	C	PATRICK MARLEAU	81	25	27	52	22
11	R	OWEN NOLAN	57	24	25	49	75
24	R	NIKLAS SUNDSTROM	82	10	39	49	28
25	C	VINCENT DAMPHOUSSE	45	9	37	46	62
18	C	MIKE RICCI	81	22	22	44	60
17	L	SCOTT THORNTON	73	19	17	36	114
39	L	JEFF FRIESEN	64	12	24	36	56
20	D	GARY SUTER	68	10	24	34	84
19	L	MARCO STURM	81	14	18	32	28
32	L	STEPHANE MATTEAU	80	13	19	32	32
15	L	ALEXANDER KOROLYUK	70	12	13	25	41
7	D	BRAD STUART	77	5	18	23	56
9	R	TODD HARVEY	69	10	11	21	72
27	D	BRYAN MARCHMENT	75	7	11	18	204
22	D	SCOTT HANNAN	75	3	14	17	51
10	D	MARCUS RAGNARSSON	68	3	12	15	44
12	L	BILL LINDSAY (TOTAL)	68	1	13	14	126
		CGY	52	1	9	10	97
		SJS	16	0	4	4	29
5	D	JEFF NORTON (TOTAL)	42	2	11	13	28
		PIT	32	2	10	12	20
		SJS	10	0	1	1	8
40	D	MIKE RATHJE	81	0	11	11	48
21	R	TONY GRANATO	60	4	5	9	65
23	D	SHAWN HEINS	38	3	4	7	57
26	C	JIM MONTGOMERY	28	1	6	7	19
16	C	MARK SMITH	42	2	2	4	51
2	D	BOBBY DOLLAS	16	1	1	2	14
44	R	MATT BRADLEY	21	1	1	2	19
29	L	PAUL KRUSE	1	0	0	0	5
28	C	MIKAEL SAMUELSSON	4	0	0	0	0

GOALTENDERS											
No.	GOALTENDER	GP	MIN	AVG	W	L	T	SO	GA	SV	SV%
34	MIKKKA KIPRUSOFF	5	154	1.95	2	1	0	0	5	51	.902
35	EVGENI NABOKOV	66	3,700	2.19	32	21	7	6	135	1,582	.915
31	STEVE SHIELDS	21	1,135	2.48	6	8	5	2	47	531	.911

GAME-BY-GAME RESULTS

No.	DATE	OPPONENT	RESULT	RECORD
1	10/6/00	St. Louis	L, 1-4	0-1-0-0
2	10/12/00	Phoenix	W, 2-1	1-1-0-0
3	10/14/00	Boston	W, 5-2	2-1-0-0
4	10/18/00	@ Dallas	L, 1-2	2-2-0-0
5	10/20/00	@ Minnesota	W, 3-1	3-2-0-0
6	10/21/00	@ Nashville	W, 5-3	4-2-0-0
7	10/24/00	@ Carolina	W, 3-2	5-2-0-0
8	10/25/00	@ Columbus	W, 3-1	6-2-0-0
9	10/28/00	Atlanta	T, 2-2*	6-2-1-0
10	11/1/00	Pittsburgh	W, 3-2	7-2-1-0
11	11/4/00	Carolina	W, 4-1	8-2-1-0
12	11/5/00	@ Vancouver	T, 2-2*	8-2-2-0
13	11/8/00	@ Chicago	W, 3-2*	9-2-2-0
14	11/9/00	@ Columbus	L, 2-5	9-3-2-0
15	11/11/00	@ NY Islanders	W, 4-0	10-3-2-0
16	11/14/00	@ New Jersey	W, 3-2	11-3-2-0
17	11/15/00	@ Detroit	L, 1-4	11-4-2-0
18	11/18/00	NY Islanders	W, 5-3	12-4-2-0
19	11/22/00	Chicago	W, 4-1	13-4-2-0
20	11/25/00	New Jersey	L, 2-3	13-5-2-0
21	11/28/00	Minnesota	W, 4-1	14-5-2-0
22	11/30/00	Anaheim	W, 3-2*	15-5-2-0
23	12/3/00	@ Edmonton	T, 3-3*	15-5-3-0
24	12/4/00	@ Calgary	W, 8-0	16-5-3-0
25	12/6/00	Dallas	T, 2-2*	16-5-4-0
26	12/8/00	Vancouver	L, 1-6	16-6-4-0
27	12/12/00	NY Rangers	W, 3-2	17-6-4-0
28	12/14/00	Columbus	W, 2-1	18-6-4-0
29	12/16/00	@ Phoenix	W, 2-1*	19-6-4-0
30	12/18/00	@ Washington	W, 5-3	20-6-4-0
31	12/20/00	@ Detroit	W, 2-0	21-6-4-0
32	12/21/00	@ Philadelphia	L, 3-4	21-7-4-0
33	12/23/00	@ Buffalo	L, 2-5	21-8-4-0
34	12/26/00	@ Los Angeles	W, 2-1	22-8-4-0
35	12/28/00	Edmonton	T, 2-2*	22-8-5-0
36	12/30/00	Vancouver	L, 3-6	22-9-5-0
37	1/1/01	@ Phoenix	W, 3-2	23-9-5-0
38	1/3/01	Calgary	L, 0-1	23-10-5-0
39	1/4/01	@ Colorado	T, 2-2*	23-10-6-0
40	1/6/01	Florida	W, 3-1	24-10-6-0
41	1/9/01	Buffalo	W, 2-1	25-10-6-0
42	1/11/01	St. Louis	W, 6-3	26-10-6-0
43	1/13/01	Nashville	L, 3-5	26-11-6-0
44	1/15/01	Detroit	L, 2-3	26-12-6-0
45	1/17/01	Calgary	T, 4-4*	26-12-7-0
46	1/20/01	Colorado	L, 1-2	26-13-7-0
47	1/22/01	@ Edmonton	T, 2-2*	26-13-8-0
48	1/24/01	Edmonton	W, 6-1	27-13-8-0
49	1/26/01	@ Dallas	W, 2-1	28-13-8-0
50	1/27/01	@ St. Louis	W, 4-3*	29-13-8-0
51	1/30/01	Colorado	L, 1-3	29-14-8-0
52	2/1/01	Dallas	L, 2-4	29-15-8-0
53	2/6/01	@ Calgary	T, 1-1*	29-15-9-0
54	2/8/01	@ Vancouver	T, 0-0*	29-15-10-0
55	2/10/01	Chicago	W, 3-2*	30-15-10-0
56	2/14/01	@ Chicago	W, 7-0	31-15-10-0
57	2/16/01	@ Nashville	W, 2-0	32-15-10-0
58	2/18/01	@ Minnesota	L, 1-3	32-16-10-0
59	2/20/01	Columbus	W, 3-2*	33-16-10-0
60	2/21/01	@ Anaheim	L, 0-1	33-17-10-0
61	2/23/01	Anaheim	W, 3-1	34-17-10-0
62	2/26/01	@ St. Louis	L, 2-7	34-18-10-0
63	2/28/01	@ Toronto	L, 1-2	34-19-10-0
64	3/1/01	@ Ottawa	L, 4-8	34-20-10-0
65	3/3/01	@ Boston	L, 2-3	34-21-10-0
66	3/6/01	@ Tampa Bay	O, 1-2*	34-21-10-1
67	3/7/01	@ Florida	T, 3-3*	34-21-11-1
68	3/10/01	Nashville	L, 0-3	34-22-11-1
69	3/12/01	Montreal	W, 3-0	35-22-11-1
70	3/14/01	Los Angeles	L, 1-4	35-23-11-1
71	3/17/01	@ Los Angeles	O, 0-1*	35-23-11-2
72	3/18/01	Detroit	L, 4-6	35-24-11-2
73	3/20/01	@ Colorado	L, 1-4	35-25-11-2
74	3/22/01	Ottawa	L, 1-2	35-26-11-2
75	3/26/01	@ Los Angeles	T, 0-0*	35-26-12-2
76	3/27/01	Los Angeles	W, 3-2*	36-26-12-2
77	3/29/01	Anaheim	W, 7-4	37-26-12-2
78	3/31/01	@ Phoenix	L, 1-3	37-27-12-2
79	4/2/01	Minnesota	W, 4-2	38-27-12-2
80	4/5/01	Phoenix	W, 3-0	39-27-12-2
81	4/7/01	Dallas	O, 4-5*	39-27-12-3
82	4/8/01	@ Anaheim	W, 4-1	40-27-12-3

*OVERTIME

1999-00 SEASON IN REVIEW

SEASON HIGHLIGHTS

- The Sharks upset the Presidents' Trophy-winning St. Louis Blues in the Stanley Cup Playoffs in seven games in the Western Conference Quarterfinals.
- San Jose improved its points total for the fourth consecutive season, setting a new franchise record for points with 87.
- RW **Owen Nolan** and LW **Jeff Friesen** recorded the first dual hat trick game in Sharks history on Oct. 4, 1999, a 7-1 win over Chicago.
- G **Steve Shields** was named NHL Player of the Week for Oct. 11-17 after posting a 3-0-0 record, 0.83 GAA and .979 save percentage. He set the franchise record for longest scoreless streak by a goaltender at 141:46.
- RW **Owen Nolan** was named NHL Player of the Week for Dec. 6-12 after tallying six points (four goals, two assists) with a plus-5 rating in three games. He set franchise records for most points (84), goals (44) and power play goals (18) in a single season and finished fifth in Hart Trophy voting.
- D **Brad Stuart** was named a finalist and finished second in voting for the Calder Memorial Trophy, finishing second in voting. He was named to the NHL's All-Rookie Team.
- C **Mike Ricci** was a finalist and finished third in voting for the Frank J. Selke Trophy.

MAJOR TRANSACTIONS

- Named **Rich Preston** and **Cap Raeder** assistant coaches on June 24, 2000.
- To prevent the loss of G **Evgeni Nabokov** in the NHL Expansion Draft, the Sharks traded RW Jan Caloun, a ninth-round selection in the 2000 NHL Entry Draft and future considerations to Columbus for future considerations. The club also traded D Andy Sutton, a seventh-round selection in 2000 and a third-round selection in 2001 to Minnesota in exchange for an eighth-round selection in 2001 as well as future considerations on June 12, 2000.
- Re-signed head coach **Darryl Sutter** on June 5, 2000.
- Acquired RW **Todd Harvey** and a fourth-round selection in the 2001 NHL Entry Draft from the New York Rangers in exchange for RW Radek Dvorak (previously acquired from Florida in exchange for G Mike Vernon and a third-round selection in the 2000 NHL Entry Draft) on Dec. 30, 1999.

PACIFIC DIVISION STANDINGS								
	GP	W	L	T	OTL	PTS	GF	GA
DALLAS STARS (2)	82	43	23	10	6	102	211	184
LOS ANGELES KINGS (5)	82	39	27	12	4	94	245	228
PHOENIX COYOTES (6)	82	39	31	8	4	90	232	228
SAN JOSE SHARKS (8)	82	35	30	10	7	87	225	214
ANAHEIM MIGHTY DUCKS (9)	82	34	33	12	3	83	217	227

SKATERS							
No.	P	PLAYER	GP	G	A	PTS	PIM
11	R	OWEN NOLAN	78	44	40	84	110
25	C	VINCENT DAMPHOUSSE	82	21	49	70	58
39	L	JEFF FRIESEN	82	26	35	61	47
18	C	MIKE RICCI	82	20	24	44	60
14	C	PATRICK MARLEAU	81	17	23	40	36
24	R	NIKLAS SUNDSTROM	79	12	25	37	22
7	D	BRAD STUART	82	10	26	36	32
15	R	ALEXANDER KOROLYUK	57	14	21	35	35
20	D	GARY SUTER	76	6	28	34	52
19	L	MARCO STURM	74	12	15	27	22
32/37	L	STEPHANE MATTEAU	69	12	12	24	61
5	D	JEFF NORTON	62	0	20	20	49
9	R	TODD HARVEY (TOTAL)	71	11	7	18	140
		NYR	31	3	3	6	62
		SJS	40	8	4	12	78
10	D	MARCUS RAGNARSSON	63	3	13	16	38
40	D	MIKE RATHJE	66	2	14	16	31
21	R	TONY GRANATO	48	6	7	13	39
12	C	RON SUTTER	78	5	6	11	34
22	R	RONNIE STERN	67	4	5	9	151
26	L	DAVE LOWRY	32	1	4	5	18
27	D	BRYAN MARCHMENT	49	0	4	4	72
43	D	SCOTT HANNAN	30	1	2	3	10
42	D	ANDY SUTTON	40	1	1	2	80
32	L	MURRAY CRAVEN	19	0	2	2	4
33	R	BRANTT MYHRES	13	0	1	1	97
3	D	BOB ROUSE	26	0	1	1	19
23	D	SHAWN HEINS	1	0	0	0	2

GOALTENDERS										
No.	GOALTENDER	GP	MIN	AVG	W	L	T	SO	GA	SV%
35	EVGENI NABOKOV	11	414	2.17	2	2	1	1	15	.910
29	MIKE VERNON	15	772	2.49	6	5	1	0	32	.911
31	STEVE SHIELDS	67	3,797	2.56	27	30	8	4	162	.911

GAME-BY-GAME RESULTS

No.	DATE	OPPONENT	RESULT	RECORD
1	10/2/99	Calgary	W, 5-3	1-0-0-0
2	10/4/99	Chicago	W, 7-1	2-0-0-0
3	10/7/99	Edmonton	W, 3-2*	3-0-0-0
4	10/9/99	Dallas	L, 2-3	3-1-0-0
5	10/11/99	@ Anaheim	L, 3-5	3-2-0-0
6	10/13/99	@ Dallas	W, 2-0	4-2-0-0
7	10/14/99	@ Nashville	W, 5-1	5-2-0-0
8	10/16/99	@ Washington	W, 3-2	6-2-0-0
9	10/19/99	@ NY Rangers	W, 2-1	7-2-0-0
10	10/20/99	@ Detroit	L, 3-6	7-3-0-0
11	10/23/99	Boston	L, 1-3	7-4-0-0
12	10/24/99	@ Los Angeles	L, 3-4	7-5-0-0
13	10/28/99	Nashville	W, 3-2	8-5-0-0
14	10/30/99	Pittsburgh	T, 1-1*	8-5-1-0
15	10/31/99	Washington	W, 2-1	9-5-1-0
16	11/3/99	Phoenix	W, 6-3	10-5-1-0
17	11/5/99	Philadelphia	L, 1-3	10-6-1-0
18	11/6/99	Dallas	W, 2-1	11-6-1-0
19	11/9/99	@ Vancouver	T, 4-4*	11-6-2-0
20	11/10/99	@ Calgary	O, 3-4*	11-6-2-1
21	11/13/99	@ Philadelphia	L, 2-3	11-7-2-1
22	11/15/99	@ Toronto	L, 2-4	11-8-2-1
23	11/16/99	@ Montreal	W, 4-1	12-8-2-1
24	11/18/99	@ Ottawa	W, 4-1	13-8-2-1
25	11/20/99	@ St. Louis	T, 1-1*	13-8-3-1
26	11/23/99	Montreal	O, 2-3*	13-8-3-2
27	11/27/99	@ Los Angeles	L, 1-4	13-9-3-2
28	11/28/99	New Jersey	W, 4-3*	14-9-3-2
29	12/1/99	@ Detroit	L, 2-4	14-10-3-2
30	12/2/99	@ Pittsburgh	W, 5-2	15-10-3-2
31	12/4/99	@ St. Louis	L, 2-4	15-11-3-2
32	12/6/99	Tampa Bay	T, 3-3*	15-11-4-2
33	12/8/99	Colorado	W, 4-2	16-11-4-2
34	12/10/99	Atlanta	W, 4-1	17-11-4-2
35	12/14/99	Chicago	L, 2-5	17-12-4-2
36	12/19/99	@ Phoenix	L, 3-4	17-13-4-2
37	12/20/99	Detroit	L, 3-4	17-14-4-2
38	12/22/99	Los Angeles	W, 2-1	18-14-4-2
39	12/26/99	Anaheim	L, 0-1	18-15-4-2
40	12/27/99	@ Dallas	W, 3-1	19-15-4-2
41	12/30/99	@ St. Louis	O, 1-2*	19-15-4-3
42	1/1/00	@ Nashville	L, 2-3	19-16-4-3
43	1/2/00	@ Chicago	W, 4-1	20-16-4-3
44	1/5/00	@ Edmonton	T, 1-1*	20-16-5-3
45	1/8/00	Florida	L, 2-4	20-17-5-3
46	1/11/00	St. Louis	L, 2-5	20-18-5-3
47	1/15/00	Los Angeles	W, 3-2*	21-18-5-3
48	1/17/00	@ Chicago	O, 4-5*	21-18-5-4
49	1/19/00	@ Colorado	T, 0-0*	21-18-6-4
50	1/22/00	Anaheim	W, 4-3	22-18-6-4
51	1/23/00	@ Phoenix	O, 2-3*	22-18-6-5
52	1/25/00	Colorado	L, 3-4	22-19-6-5
53	1/28/00	@ Vancouver	L, 1-4	22-20-6-5
54	1/29/00	NY Islanders	O, 2-3*	22-20-6-6
55	2/1/00	Phoenix	O, 0-1*	22-20-6-7
56	2/3/00	@ Colorado	T, 3-3*	22-20-7-7
57	2/8/00	@ Tampa Bay	W, 8-0	23-20-7-7
58	2/9/00	@ Florida	L, 1-4	23-21-7-7
59	2/11/00	@ Atlanta	W, 3-0	24-21-7-7
60	2/13/00	@ New Jersey	L, 1-3	24-22-7-7
61	2/15/00	@ NY Islanders	W, 4-1	25-22-7-7
62	2/18/00	@ Anaheim	T, 4-4*	25-22-8-7
63	2/23/00	St. Louis	L, 1-4	25-23-8-7
64	2/26/00	Los Angeles	W, 6-3	26-23-8-7
65	2/29/00	Anaheim	L, 2-4	26-24-8-7
66	3/2/00	Nashville	W, 4-3	27-24-8-7
67	3/4/00	Carolina	L, 2-5	27-25-8-7
68	3/6/00	NY Rangers	W, 2-1	28-25-8-7
69	3/8/00	Detroit	T, 1-1*	28-25-9-7
70	3/13/00	Calgary	W, 5-3	29-25-9-7
71	3/15/00	Buffalo	W, 6-5*	30-25-9-7
72	3/17/00	@ Anaheim	L, 2-4	30-26-9-7
73	3/19/00	@ Dallas	L, 3-5	30-27-9-7
74	3/22/00	Vancouver	W, 4-3	31-27-9-7
75	3/24/00	Phoenix	W, 5-1	32-27-9-7
76	3/27/00	Edmonton	L, 1-2	32-28-9-7
77	3/29/00	@ Los Angeles	T, 1-1*	32-28-10-7
78	4/1/00	@ Calgary	L, 0-3	32-29-10-7
79	4/3/00	@ Edmonton	W, 1-0	33-29-10-7
80	4/5/00	Dallas	W, 5-2	34-29-10-7
81	4/7/00	@ Phoenix	W, 3-1	35-29-10-7
82	4/9/00	Vancouver	L, 2-5	35-30-10-7

*OVERTIME

1998-99 SEASON IN REVIEW

SEASON HIGHLIGHTS

- San Jose tied or set six team records, including most ties (18), lowest goals-against average (2.28), fewest goals against (191), fewest shorthanded goals against (4, T-1st in the NHL), and most shutouts (8). The Sharks' .488 points percentage tied the team's all-time best.
- Trade deadline acquisition C **Vincent Damphousse** scored 13 points (seven goals, six assists) in 12 games with the Sharks, helping to boost the club into the Stanley Cup Playoffs for the second consecutive season.
- Head coach **Darryl Sutter** became the team's all-time winningest coach with his 56th win, at Vancouver on March 3, surpassing Kevin Constantine's 55 wins.
- RW **Owen Nolan** became the fifth team captain in franchise history on Oct. 28, 1998.

MAJOR TRANSACTIONS

- Acquired RW **Niklas Sundstrom** and a third-round selection in the 2000 NHL Entry Draft from Tampa Bay in exchange for LW Shawn Burr, D Andrei Zyuzin, LW Steve Guolla and D Bill Houlder on Aug. 4, 1999.
- Acquired C **Vincent Damphousse** from Montreal in exchange for a fifth-round selection in the 1999 NHL Entry Draft, a first-round selection in the 2000 NHL Entry Draft and a second-round selection in the 2001 NHL Entry Draft on March 23, 1999.
- Acquired D **Jeff Norton** from Florida in exchange for LW Alex Hicks and a fifth-round selection in the 1999 NHL Entry Draft on Nov. 11, 1999.
- Acquired G **Johan Hedberg** from Philadelphia in exchange for a seventh-round selection in the 1999 NHL Entry Draft on July 6, 1998.

PACIFIC DIVISION STANDINGS							
	GP	W	L	T	PTS	GF	GA
DALLAS STARS (1)	82	51	19	12	114	236	168
PHOENIX COYOTES (4)	82	39	31	12	90	205	197
ANAHEIM MIGHTY DUCKS (6)	82	35	34	13	83	215	206
SAN JOSE SHARKS (7)	82	31	33	18	80	196	191
LOS ANGELES KINGS (11)	82	32	45	5	69	189	222

SKATERS							
No.	P	PLAYER	GP	G	A	PTS	PIM
39	L	JEFF FRIESEN	78	22	35	57	42
25	C	VINCENT DAMPHOUSSE (TOTAL)	77	19	30	49	50
		MTL	65	12	24	36	46
		SJS	12	7	6	13	4
17	R	JOE MURPHY	76	25	23	48	73
14	C	PATRICK MARLEAU	81	21	24	45	24
11	R	OWEN NOLAN	78	19	26	45	129
18	C	MIKE RICCI	82	13	26	39	68
19	L	MARCO STURM	78	16	22	38	52
2	D	BILL HOULDER	76	9	23	32	40
15	R	ALEXANDER KOROLYUK	55	12	18	30	26
37	R	STEPHANE MATTEAU	68	8	15	23	73
5	D	JEFF NORTON (TOTAL)	72	4	18	22	44
		FLA	3	0	0	0	2
		SJS	69	4	18	22	42
22	R	RONNIE STERN	78	7	9	16	158
26	L	DAVE LOWRY	61	6	9	15	24
40	D	MIKE RATHJE	82	5	9	14	36
32	L	MURRAY CRAVEN	43	4	10	14	18
10	D	MARCUS RAGNARSSON	74	0	13	13	66
21	L	TONY GRANATO	35	6	6	12	54
3	D	BOB ROUSE	70	0	11	11	44
12	C	RON SUTTER	59	3	6	9	40
27	D	BRYAN MARCHMENT	59	2	6	8	101
4	D	ANDREI ZYUZIN	25	3	1	4	38
36	L	STEPHEN GUOLLA	14	2	2	4	6
42	D	ANDY SUTTON	31	0	3	3	65
8	C	JARROD SKALDE	17	1	1	2	4
6	D	SCOTT HANNAN	5	0	2	2	6
9	C	BERNIE NICHOLLS	10	0	2	2	4
33	R	BRANTT MYHRES	30	1	0	1	116
13	C	JAMIE BAKER	1	0	1	1	0
7	L	SHAWN BURR	18	0	1	1	29
25	R	MIKE CRAIG	1	0	0	0	0
20	D	GARY SUTER	1	0	0	0	0
23	D	SHAWN HEINS	5	0	0	0	13

GOALTENDERS											
No.	GOALTENDER	GP	MIN	AVG	W	L	T	SO	GA	SV	SV%
30	SEAN GAUTHIER	1	3	0.00	0	0	0	0	0	2	1.000
31	STEVE SHIELDS	37	2,162	2.22	15	11	8	4	80	931	.921
29	MIKE VERNON	49	2,831	2.27	16	22	10	4	107	1,093	.911

GAME-BY-GAME RESULTS

No.	DATE	OPPONENT	RESULT	RECORD
1	10/9/98	@ Calgary^	T, 3-3*	0-0-1
2	10/10/98	Calgary^	L, 3-5	0-1-1
3	10/18/98	Boston	L, 0-3	0-2-1
4	10/20/98	@ Philadelphia	L, 1-3	0-3-1
5	10/22/98	@ Chicago	T, 2-2*	0-3-2
6	10/24/98	@ Dallas	L, 1-2	0-4-2
7	10/28/98	Phoenix	L, 2-4	0-5-2
8	10/29/98	@ Colorado	L, 2-4	0-6-2
9	10/31/98	Tampa Bay	W, 6-1	1-6-2
10	11/4/98	Dallas	W, 4-0	2-6-2
11	11/6/98	@ Anaheim	T, 2-2*	2-6-3
12	11/7/98	St. Louis	T, 2-2*	2-6-4
13	11/10/98	Nashville	L, 2-4	2-7-4
14	11/12/98	Carolina	W, 3-0	3-7-4
15	11/18/98	Los Angeles	W, 5-4	4-7-4
16	11/20/98	Phoenix	L, 1-2*	4-8-4
17	11/21/98	NY Rangers	T, 2-2*	4-8-5
18	11/23/98	@ Dallas	L, 2-3	4-9-5
19	11/25/98	@ Carolina	L, 0-3	4-10-5
20	11/27/98	@ St. Louis	W, 4-2	5-10-5
21	11/29/98	@ Detroit	L, 1-4	5-11-5
22	12/2/98	Dallas	L, 0-3	5-12-5
23	12/4/98	Detroit	T, 2-2*	5-12-6
24	12/6/98	Anaheim	L, 1-2	5-13-6
25	12/9/98	@ Dallas	T, 3-3*	5-13-7
26	12/10/98	@ Nashville	L, 1-2	5-14-7
27	12/12/98	Washington	W, 2-1	6-14-7
28	12/15/98	NY Islanders	L, 0-1	6-15-7
29	12/17/98	Nashville	W, 3-1	7-15-7
30	12/19/98	Colorado	W, 2-1	8-15-7
31	12/23/98	@ Edmonton	W, 5-3	9-15-7
32	12/26/98	Vancouver	W, 2-0	10-15-7
33	12/28/98	Philadelphia	T, 1-1*	10-15-8
34	12/30/98	@ Los Angeles	L, 1-5	10-16-8
35	1/2/99	@ NY Islanders	W, 4-3*	11-16-8
36	1/4/99	@ NY Rangers	L, 3-4	11-17-8
37	1/5/99	@ New Jersey	T, 3-3*	11-17-9
38	1/7/99	@ Nashville	W, 4-3	12-17-9
39	1/9/99	Buffalo	T, 2-2*	12-17-10
40	1/11/99	Los Angeles	W, 4-0	13-17-10
41	1/13/99	Dallas	L, 1-2	13-18-10
42	1/15/99	Pittsburgh	W, 3-2	14-18-10
43	1/16/99	Calgary	T, 3-3*	14-18-11
44	1/18/99	New Jersey	W, 3-1	15-18-11
45	1/21/99	Edmonton	T, 3-3*	15-18-12
46	1/26/99	St. Louis	L, 0-3	15-19-12
47	1/30/99	@ Colorado	L, 0-5	15-20-12
48	2/1/99	Chicago	W, 5-1	16-20-12
49	2/4/99	@ Phoenix	L, 1-3	16-21-12
50	2/6/99	@ Los Angeles	L, 0-2	16-22-12
51	2/8/99	@ Phoenix	W, 3-0	17-22-12
52	2/10/99	@ Chicago	W, 5-2	18-22-12
53	2/11/99	@ St. Louis	W, 5-1	19-22-12
54	2/13/99	@ Tampa Bay	W, 3-1	20-22-12
55	2/15/99	@ Florida	T, 2-2*	20-22-13
56	2/17/99	@ Detroit	L, 1-3	20-23-13
57	2/19/99	@ Buffalo	L, 2-4	20-24-13
58	2/20/99	@ Washington	L, 1-3	20-25-13
59	2/24/99	Vancouver	T, 1-1*	20-25-14
60	2/26/99	@ Anaheim	L, 1-3	20-26-14
61	2/27/99	Anaheim	L, 1-4	20-27-14
62	3/1/99	@ Calgary	W, 2-1	21-27-14
63	3/2/99	@ Vancouver	W, 4-3	22-27-14
64	3/6/99	Chicago	L, 0-4	22-28-14
65	3/9/99	Phoenix	W, 4-2	23-28-14
66	3/12/99	Detroit	W, 2-0	24-28-14
67	3/13/99	Ottawa	W, 3-2	25-28-14
68	3/17/99	Florida	W, 4-2	26-28-14
69	3/20/99	@ Boston	T, 2-2*	27-28-15
70	3/22/99	@ Montreal	T, 1-1*	27-28-16
71	3/24/99	@ Toronto	W, 8-5	27-28-16
72	3/26/99	@ Ottawa	T, 1-1*	27-28-17
73	3/28/99	@ Edmonton	L, 2-5	27-29-17
74	3/31/99	Colorado	L, 2-3	27-30-17
75	4/2/99	@ Vancouver	W, 7-0	28-30-17
76	4/3/99	Vancouver	W, 5-2	29-30-17
77	4/6/99	@ Phoenix	W, 1-0	30-30-17
78	4/8/99	@ Los Angeles	L, 2-3	30-31-17
79	4/9/99	@ Anaheim	W, 4-1	31-31-17
80	4/12/99	Edmonton	L, 4-5*	31-32-17
81	4/16/99	Los Angeles	L, 0-2	31-33-17
82	4/17/99	Anaheim	T, 3-3*	31-33-18

^GAME PLAYED IN TOKYO, JAPAN

*OVERTIME

1997-98 SEASON IN REVIEW

SEASON HIGHLIGHTS

- The Sharks set a franchise record for most wins in a season (34).
- San Jose qualified for the Stanley Cup Playoffs after a two-year absence.
- The Sharks posted a seven-game unbeaten streak, April 1-16 (4-0-3).
- LW **Jeff Friesen** (63 points) became the youngest NHL player ever (21 years old) to lead his team in scoring.
- The Sharks finished the season with the club's second-highest point total in team history (78).

MAJOR TRANSACTIONS

- Acquired a first-round selection (third overall, D Brad Stuart) and a second-round selection (29th overall, RW Jonathan Cheechoo) in the 1998 NHL Entry Draft from Nashville in exchange for San Jose's first-round selection (second overall) and second-round selection (85th overall) in the 1998 NHL Entry Draft.
- Acquired **G Steve Shields** and a fourth-round selection in the 1998 NHL Entry Draft from Buffalo in exchange for G Kay Whitmore, a second-round selection in the 1998 NHL Entry Draft (originally from Colorado) and future considerations on June 26, 1998.
- Acquired **D Bryan Marchment** and **D David Shaw** from Tampa Bay in exchange for LW Andrei Nazarov and Tampa Bay's option to swap first-round picks in the 1998 NHL Entry Draft on March 24, 1998.
- Acquired **C Mike Ricci** and a second-round selection in the 1998 NHL Entry Draft from Colorado in exchange for RW Shean Donovan and a first-round selection in the 1998 NHL Entry Draft on Nov. 20, 1997.
- Acquired **G Mike Vernon** from Detroit in exchange for second-round draft selections in the 1998 and 1999 NHL Entry Drafts on Aug. 18, 1997.
- Acquired LW **Stephane Matteau** from St. Louis in exchange for C Darren Turcotte on July 25, 1997.
- Acquired LW **Murray Craven** from Chicago in exchange for LW Petri Varis and a sixth-round selection in the 1998 NHL Entry Draft on July 24, 1997.

PACIFIC DIVISION STANDINGS

	GP	W	L	T	PTS	GF	GA
COLORADO AVALANCHE (2)	82	39	26	17	95	231	205
LOS ANGELES KINGS (5)	82	38	33	11	87	227	225
EDMONTON OILERS (7)	82	35	37	10	80	215	224
SAN JOSE SHARKS (8)	82	34	38	10	78	210	216
CALGARY FLAMES (11)	82	26	41	15	67	217	252
ANAHEIM MIGHTY DUCKS (12)	82	26	43	13	65	205	261
VANCOUVER CANUCKS (13)	82	25	43	14	64	224	273

SKATERS

No.	P	PLAYER	GP	G	A	PTS	PIM
39	L	JEFF FRIESEN	79	31	32	63	40
15	R	JOHN MacLEAN (TOTAL)	77	16	27	43	42
		NJD	26	3	8	11	14
		SJS	51	13	19	32	28
11	R	OWEN NOLAN	75	14	27	41	144
14	C	PATRICK MARLEAU	74	13	19	32	14
2	D	BILL HOULDER	82	7	25	32	48
19	L	MARCO STURM	74	10	20	30	40
37	L	STEPHANE MATTEAU	73	15	14	29	60
22	L	MURRAY CRAVEN	67	12	17	29	25
9	C	BERNIE NICHOLLS	60	6	22	28	26
18	C	MIKE RICCI (TOTAL)	65	9	18	27	32
		COL	6	0	4	4	2
		SJS	59	9	14	23	30
21	R	TONY GRANATO	59	16	9	25	70
10	D	MARCUS RAGNARSSON	79	5	20	25	65
17	R	JOE MURPHY (TOTAL)	37	9	13	22	36
		STL	27	4	9	13	22
		SJS	10	5	4	9	14
5	D	TODD GILL	64	8	13	21	31
40	D	MIKE RATHJE	81	3	12	15	59
20	D	ANDREI ZYUZIN	56	2	10	12	140
27	D	BRYAN MARCHMENT (TOTAL)	61	2	11	13	144
		EDM	27	0	4	4	58
		TBL	22	2	4	6	43
		SJS	12	0	3	3	43
28	L	SHAWN BURR	42	6	6	12	50
33	D	MARTY McSORLEY	56	2	10	12	140
16	C	JARROD SKALDE (TOTAL)	30	4	7	11	18
		CHI	7	0	1	1	4
		DAL	1	0	0	0	0
		SJS	22	4	6	10	14
5	D	DOUG BODGER	28	4	6	10	32
43	D	AL IAFRATE	21	2	7	9	28
12	C	RON SUTTER	57	2	7	9	22
26	L	DAVE LOWRY (TOTAL)	57	4	4	8	53
		FLA	7	0	0	0	2
		SJS	50	4	4	8	51
25	C	VIKTOR KOZLOV	18	5	2	7	2
12	R	SHEAN DONOVAN	20	3	3	6	22
27	R	ALEXANDER KOROLYUK	19	2	3	5	6
7	D	RICHARD BRENNAN	11	1	2	3	2
17	L	STEPHEN GUOLLA	7	1	1	2	0
62	L	ANDREI NAZAROV	40	1	1	2	112
24	L	BARRY POTOMSKI	9	0	1	1	30
5	D	KEN SUTTON (TOTAL)	21	0	0	0	21
		NJD	13	0	0	0	6
		SJS	8	0	0	0	15
16	C	DODY WOOD	8	0	0	0	40
34	L	NIKLAS ANDERSSON	5	0	0	0	2

GOALTENDERS

No.	GOALTENDER	GP	MIN	AVG	W	L	T	SO	GA	SV	SV%
29	MIKE VERNON	62	3,564	2.46	30	22	8	5	146	1,255	.896
32	KELLY HRUDEY	28	1,360	2.74	4	16	2	1	62	538	.897
30	JASON MUZZATI (TOTAL)	7	340	3.36	0	3	2	0	19	150	.888
	SJS	1	27	4.49	0	0	0	0	2	11	.846
	NYR	6	313	3.26	0	3	2	0	17	139	.891

GAME-BY-GAME RESULTS

No.	DATE	OPPONENT	RESULT	RECORD
1	10/1/97	Edmonton	L, 3-5	0-1-0
2	10/4/97	Chicago	W, 3-2	1-1-0
3	10/7/97	Ottawa	L, 0-1	1-2-0
4	10/9/97	@ Colorado	L, 2-3	1-3-0
5	10/11/97	Boston	W, 5-2	2-3-0
6	10/13/97	Philadelphia	L, 2-3*	2-4-0
7	10/16/97	NY Islanders	L, 2-5	2-5-0
8	10/19/97	@ Phoenix	L, 3-5	2-6-0
9	10/22/97	Pittsburgh	L, 2-5	2-7-0
10	10/25/97	@New Jersey	W, 4-3	3-7-0
11	10/27/97	@ NY Islanders	W, 2-1	4-7-0
12	10/29/97	@ Detroit	L, 3-4	4-8-0
13	10/31/97	@ Chicago	L, 3-5	4-9-0
14	11/1/97	@ St. Louis	L, 0-2	4-10-0
15	11/4/97	Toronto	T, 0-0*	4-10-1
16	11/7/97	Montreal	L, 3-4	4-11-1
17	11/8/97	Tampa Bay	W, 3-1	5-11-1
18	11/10/97	@ Anaheim	W, 6-4	6-11-1
19	11/12/97	Vancouver	L, 2-5	6-12-1
20	11/13/97	@ Los Angeles	L, 3-6	6-13-1
21	11/15/97	Phoenix	L, 2-3	6-14-1
22	11/18/97	Anaheim	W, 4-2	7-14-1
23	11/20/97	@ Philadelphia	W, 3-0	8-14-1
24	11/22/97	@ Washington	W, 5-2	9-14-1
25	11/24/97	@ Montreal	T, 2-2*	9-14-2
26	11/25/97	@ Toronto	L, 1-3	9-15-2
27	11/28/97	New Jersey	L, 2-4	9-16-2
28	11/30/97	@ Edmonton	L, 1-6	9-17-2
29	12/1/97	@ Calgary	L, 2-3*	9-18-2
30	12/4/97	@ Vancouver	W, 3-2	10-18-2
31	12/10/97	Washington	T, 3-3*	10-18-3
32	12/12/97	@ Dallas	W, 1-0	11-18-3
33	12/14/97	@ Chicago	W, 2-1	12-18-3
34	12/16/97	Detroit	W, 5-1	13-18-3
35	12/18/97	Vancouver	T, 0-0*	13-18-4
36	12/21/97	@ Anaheim	W, 4-2	14-18-4
37	12/26/97	Phoenix	L, 0-4	14-19-4
38	12/29/97	@ Tampa Bay	L, 1-2	14-20-4
39	12/30/97	@ Florida	T, 2-2*	14-20-5
40	1/2/98	@ Detroit	W, 4-1	15-20-5
41	1/3/98	@ Boston	L, 0-3	15-21-5
42	1/6/98	St. Louis	L, 1-5	15-22-5
43	1/10/98	Buffalo	W, 5-2	16-22-5
44	1/12/98	Dallas	L, 1-3	16-23-5
45	1/14/98	Los Angeles	L, 2-4	16-24-5
46	1/15/98	@ Colorado	T, 2-2*	16-24-6
47	1/21/98	Calgary	W, 7-1	17-24-6
48	1/23/98	Edmonton	W, 3-2	18-24-6
49	1/24/98	Florida	T, 1-1*	18-24-7
50	1/27/98	Anaheim	W, 4-2	19-24-7
51	1/29/98	Chicago	L, 0-3	19-25-7
52	1/31/98	Colorado	W, 5-2	20-25-7
53	2/2/98	NY Rangers	L, 2-3	20-26-7
54	2/4/98	@ Edmonton	W, 3-0	21-26-7
55	2/5/98	@ Calgary	L, 2-4	21-27-7
56	2/7/98	@ Vancouver	L, 3-6	21-28-7
57	2/26/98	St. Louis	W, 3-1	22-28-7
58	2/28/98	@ Edmonton	L, 1-4	22-29-7
59	3/3/98	Carolina	L, 1-3	22-30-7
60	3/5/98	Detroit	W, 5-4	23-30-7
61	3/6/98	@ Anaheim	W, 3-0	24-30-7
62	3/9/98	Toronto	W, 3-2	25-30-7
63	3/11/98	@ NY Rangers	L, 3-5	25-31-7
64	3/12/98	@ Buffalo	L, 1-3	25-32-7
65	3/14/98	@ Carolina	W, 2-1	26-32-7
66	3/16/98	Los Angeles	W, 2-1	27-32-7
67	3/18/98	Dallas	L, 1-3	27-33-7
68	3/21/98	Colorado	L, 0-2	27-34-7
69	3/22/98	@ Phoenix	L, 1-3	27-35-7
70	3/24/98	Los Angeles	L, 3-4	27-36-7
71	3/26/98	@ Los Angeles	W, 5-2	28-36-7
72	3/28/98	@ Dallas	W, 4-1	29-36-7
73	3/30/98	@ St. Louis	L, 2-6	29-37-7
74	4/1/98	@ Pittsburgh	W, 3-2	30-37-7
75	4/2/98	@ Ottawa	T, 3-3*	30-37-8
76	4/4/98	@ Toronto	W, 5-3	31-37-8
77	4/7/98	Calgary	W, 6-0	32-37-8
78	4/9/98	Anaheim	W, 4-2	33-37-8
79	4/11/98	Vancouver	T, 1-1*	33-37-9
80	4/15/98	@ Calgary	T, 3-3*	33-37-10
81	4/16/98	@ Colorado	L, 1-4	33-38-10
82	4/18/98	Calgary	W, 4-1	34-38-10

*OVERTIME

1996-97 SEASON IN REVIEW

SEASON HIGHLIGHTS

- C **Bernie Nicholls** played in his 1,000th NHL game on Oct. 20 at St. Louis.
- D **Todd Gill** named the fourth team captain in franchise history on Dec. 3.
- The Sharks achieved their 100th consecutive sellout on Dec. 17 against Toronto.
- The 47th NHL All-Star Game was played at San Jose Arena on Jan. 18. The Sharks were represented by RW Owen Nolan and LW Tony Granato, who was selected as the Commissioner's Special Selection for the Western Conference. Granato was a starter on the Western Conference squad and Nolan posted a hat trick.
- **Tony Granato** became the first player in franchise history to win a major postseason NHL award by receiving the Bill Masterton Memorial Trophy, awarded annually by the Professional Hockey Writers' Association to 'the National Hockey League player who best exemplifies the qualities of perseverance, sportsmanship and dedication to hockey,' on June 21.

MAJOR TRANSACTIONS

- Acquired G **Ed Belfour** from Chicago in exchange for G Chris Terreri, RW Ulf Dahlen and D Michal Sykora on Jan. 25, 1997.
- Signed C **Ron Sutter** on Oct. 12, 1996.
- Acquired D **Marty McSorley** from the New York Rangers in exchange for D Jay More, C Brian Swanson and a fourth-round selection in the 1998 NHL Entry Draft on Aug. 20, 1996.
- Signed free agent LW **Tony Granato** on Aug. 15, 1996.
- Signed free agent C **Bernie Nicholls** on July 30, 1996.
- Signed free agent G **Kelly Hrudey** on July 18, 1996.
- Acquired a first-round selection in the 1996 NHL Entry Draft (21st overall, LW Marco Sturm) from Chicago in exchange for two 19996 second-round selections on June 22, 1996.
- Acquired D **Al Iafrate** from Boston in exchange for RW Jeff Odgers and a fifth-round selection in the 1996 NHL Entry Draft on June 21, 1996.
- Acquired D **Todd Gill** from Toronto in exchange for C Jamie Baker and a fifth-round selection in the 1996 NHL Entry Draft on June 14, 1996.
- **Al Sims** named head coach on June 6, 1996.

PACIFIC DIVISION STANDINGS							
	GP	W	L	T	PTS	GF	GA
COLORADO AVALANCHE (1)	82	49	24	9	107	277	205
ANAHEIM MIGHTY DUCKS (4)	82	36	33	13	85	245	233
EDMONTON OILERS (7)	82	36	37	9	81	25	247
VANCOUVER CANUCKS (9)	82	35	40	7	77	257	273
CALGARY FLAMES (10)	82	32	41	9	73	214	239
LOS ANGELES KINGS (12)	82	28	43	11	67	214	268
SAN JOSE SHARKS (13)	82	27	47	8	62	211	278

SKATERS							
No.	P	PLAYER	GP	G	A	PTS	PIM
11	R	OWEN NOLAN	72	31	32	63	155
39	C	JEFF FRIESEN	82	28	34	62	75
9	C	BERNIE NICHOLLS	65	12	33	45	63
25	L	VIKTOR KOZLOV	78	16	25	41	40
21	L	TONY GRANATO	76	25	15	40	159
8	C	DARREN TURCOTTE	65	16	21	37	16
62	L	ANDREI NAZAROV	60	12	15	27	222
17	L	STEPHEN GUOLLA	43	13	8	21	14
23	D	TODD GILL	79	0	21	21	101
22	R	ULF DAHLEN	43	8	11	19	8
4	D	GREG HAWGOOD	63	6	12	18	69
10	D	MARCUS RAGNARSSON	69	3	14	17	63
33	D	MARTY McSORLEY	57	4	12	16	186
3	D	DOUG BODGER	81	1	15	16	64
42	R	SHEAN DONOVAN	73	9	6	15	42
43	D	AL IAFRATE	38	6	9	15	91
12	C	RON SUTTER	78	5	7	12	65
22	L	BOB ERREY (TOTAL)	66	4	8	12	47
		DET	36	1	2	3	27
		SJS	30	3	6	9	20
44	D	VLASTIMIL KROUPA	35	2	6	8	12
40	D	MIKE RATHJE	31	0	8	8	21
6	D	MICHAL SYKORA	35	2	5	7	59
16	C	DODY WOOD	44	3	2	5	193
7	L	VILLE PELTONEN	28	2	3	5	0
18	R	CHRIS TANCILL	25	4	0	4	8
19	R	TIM HUNTER	46	0	4	4	135
14	L	RAY WHITNEY	12	0	2	2	4
36	R	TODD EWEN	51	0	2	2	162
5	D	JASON WIDMER	2	0	1	1	0
15	C	ALEXEI YEGOROV	2	0	1	1	0
28	C	IAIN FRASER	2	0	0	0	2
91	R	JAN CALOUN	2	0	0	0	0
26	D	CHRIS LIPUMA	8	0	0	0	22

GOALTENDERS										
No.	GOALTENDER	GP	MIN	AVG	W	L	T	SO	GA	SV SV%
30	CHRIS TERRERI	22	1,200	2.75	6	10	3	0	55	498 .901
32	KELLY HRUDEY	48	2,631	3.19	16	24	5	0	140	1,123 .889
20	ED BELFOUR (TOTAL)	46	2,723	2.89	14	24	6	1	131	1,186 .901
	CHI	33	1,966	2.69	11	15	6	1	88	858 .907
	SJS	13	757	3.41	3	9	0	1	43	328 .884
31	WADE FLAHERTY	7	359	5.18	2	4	0	0	31	171 .847

GAME-BY-GAME RESULTS

No.	DATE	OPPONENT	RESULT	RECORD
1	10/5/96	NY Islanders	T, 2-2*	0-0-1
2	10/6/96	@ Los Angeles	W, 7-6*	1-0-1
3	10/8/96	@ Colorado	L, 0-6	1-1-1
4	10/10/96	@ Phoenix	L, 1-4	1-2-1
5	10/12/96	Boston	L, 3-5	1-3-1
6	10/16/96	Florida	T, 3-3*	1-3-2
7	10/18/96	@ Anaheim	W, 4-1	2-3-2
8	10/20/96	@ St. Louis	W, 3-2	3-3-2
9	10/22/96	@ Toronto	L, 3-4	3-4-2
10	10/24/96	@ New Jersey	L, 1-3	3-5-2
11	10/26/96	@ NY Islanders	T, 2-2*	3-5-3
12	10/27/96	@ Chicago	W, 6-2	4-5-3
13	10/30/96	Calgary	W, 3-1	5-5-3
14	11/1/96	@ Anaheim	L, 3-4	5-6-3
15	11/2/96	Montreal	W, 4-3*	6-6-3
16	11/6/96	Colorado	L, 1-4	6-7-3
17	11/8/96	Dallas	W, 3-1	7-7-3
18	11/12/96	Hartford	L, 3-4	7-8-3
19	11/15/96	@ Detroit	L, 1-5	7-9-3
20	11/16/96	@ Philadelphia	T, 2-2*	7-9-4
21	11/18/96	@ Boston	L, 2-4	7-10-4
22	11/21/96	Detroit	L, 1-6	7-11-4
23	11/23/96	Anaheim	L, 0-3	7-12-4
24	11/27/96	Chicago	W, 3-2	8-12-4
25	11/29/96	Edmonton	L, 2-4	8-13-4
26	12/1/96	@ St. Louis	W, 4-3	9-13-4
27	12/4/96	@ Dallas	W, 2-1	10-13-4
28	12/7/96	Tampa Bay	L, 3-4	10-14-4
29	12/11/96	Washington	W, 3-2	11-14-4
30	12/13/96	Pittsburgh	L, 0-4	11-15-4
31	12/17/96	Toronto	L, 3-6	11-16-4
32	12/20/96	@ Washington	L, 2-3	11-17-4
33	12/21/96	@ Pittsburgh	L, 1-3	11-18-4
34	12/23/96	@ Dallas	W, 2-1	12-18-4
35	12/26/96	Vancouver	W, 6-1	13-18-4
36	12/28/96	@ Edmonton	L, 3-5	13-19-4
**	12/29/96	@ Vancouver	PPD TO 1/20/97	
37	12/31/96	@ Calgary	W, 5-1	14-19-4
38	1/2/97	Philadelphia	L, 1-4	14-20-4
39	1/4/97	Calgary	L, 3-4	14-21-4
40	1/7/97	Buffalo	T, 1-1*	14-21-5
41	1/9/97	St. Louis	L, 3-4	14-22-5
42	1/11/97	@ Edmonton	W, 2-1	15-22-5
43	1/13/97	Phoenix	W, 5-4	16-22-5
44	1/20/97	@ Vancouver	L, 1-6	16-23-5
45	1/22/97	Los Angeles	W, 7-2	17-23-5
46	1/24/97	New Jersey	L, 1-3	17-24-5
47	1/27/97	@ Vancouver	L, 2-5	17-25-5
48	1/29/97	@ Edmonton	L, 1-3	17-26-5
49	1/30/97	@ Calgary	W, 6-3	18-26-5
50	2/1/97	Colorado	W, 2-1	19-26-5
51	2/3/97	Chicago	L, 2-4	19-27-5
52	2/5/97	Los Angeles	W, 3-2	20-27-5
53	2/8/97	@ Ottawa	T, 3-3*	20-27-6
54	2/10/97	@ Montreal	L, 2-4	20-28-6
55	2/12/97	@ Detroit	L, 1-7	20-29-6
56	2/13/97	@ Chicago	L, 3-7	20-30-6
57	2/16/97	@ Buffalo	L, 2-6	20-31-6
58	2/18/97	Dallas	W, 3-1	21-31-6
59	2/20/97	Vancouver	L, 1-6	21-32-6
60	2/23/97	@ Tampa Bay	L, 3-4	21-33-6
61	2/25/97	@ Florida	T, 2-2*	21-33-7
62	2/28/97	@ Hartford	W, 3-2	22-33-7
63	3/1/97	@ Toronto	L, 2-3	22-34-7
64	3/3/97	@ NY Rangers	L, 4-5*	22-35-7
65	3/6/97	Ottawa	W, 2-0	23-35-7
66	3/9/97	NY Rangers	L, 1-2	23-36-7
67	3/11/97	St. Louis	L, 3-4	23-37-7
68	3/14/97	Phoenix	L, 1-4	23-38-7
69	3/15/97	Detroit	L, 4-7	23-39-7
70	3/19/97	@ Calgary	L, 2-4	23-40-7
71	3/20/97	@ Vancouver	W, 2-1	24-40-7
72	3/22/97	@ Los Angeles	L, 1-2	24-41-7
73	3/24/97	Edmonton	L, 1-5	24-42-7
74	3/26/97	Toronto	L, 1-2	24-43-7
75	3/28/97	Edmonton	W, 4-3	25-43-7
76	4/1/97	@ Phoenix	L, 1-7	25-44-7
77	4/2/97	Anaheim	T, 5-5*	25-44-8
78	4/4/97	Colorado	W, 7-6*	26-44-8
79	4/7/97	Vancouver	L, 2-3	26-45-8
80	4/9/97	@ Colorado	W, 4-1	27-45-8
81	4/11/97	Anaheim	L, 3-4	27-46-8
82	4/12/97	@ Los Angeles	L, 1-4	27-47-8

*OVERTIME

1995-96 SEASON IN REVIEW

SEASON HIGHLIGHTS

- RW **Owen Nolan** represented the Sharks at the 1995-96 NHL All-Star Game in Boston on Jan. 20, 1996.
- C **Alexei Yegorov** became the first SHarks player to record a hat trick in the first game which he ever scored a goal, Feb. 20 at Calgary. The third goal of Yegorov's hat trick was the 1,000th marker in Sharks history. LW **Viktor Kozlov** and RW **Owen Nolan** registered assists on the strike.
- D **Marcus Ragnarsson** was a leading candidate for the Calder Memorial Trophy, presented annually to the NHL's top rookie. He finished the season with 39 points (eight goals, 31 assists) in 71 games.
- The Sharks sold out all 41 home games.
- Owner **George Gund** received the prestigious Lester Patrick Trophy, awarded for outstanding service and contributions to hockey in the United States. Gund was one of three (Milt Schmidt and Ken Morrow) who were honored on May 1, 1996.

MAJOR TRANSACTIONS

- Acquired C **Darren Turcotte** and a second-round selection in the 1996 NHL Entry Draft from Winnipeg in exchange for C Craig Janney on March 18, 1996.
- Acquired a second-round and a fourth-round selection in the 1996 NHL Entry Draft from Florida in exchange for RW Ray Sheppard on March 16, 1996.
- Named **Jim Wiley** head coach and announced the dismissal of Kevin Constantine from the same role on Dec. 2, 1995.
- Acquired D **Doug Bodger** from Buffalo in exchange for LW Vaclav Varada, rights to RW Martin Spahnel, Philadelphia's fourth-round selection in the 1996 NHL Entry Draft and one of Philadelphia's two first-round selections in the 1996 NHL Entry Draft on Nov. 16, 1995.
- Acquired one of Philadelphia's two first-round selections and a fourth-round selection in the 1996 NHL Entry Draft as well as the rights to RW **Martin Spahnel** in exchange for RW Pat Falloon on Nov. 16, 1995.
- Acquired RW **Owen Nolan** from Colorado in exchange for D Sandis Ozolinsh on Oct. 26, 1995.
- Acquired RW **Ray Sheppard** from Detroit in exchange for C Igor Larionov on Oct. 24, 1995.

PACIFIC DIVISION STANDINGS							
	GP	W	L	T	PTS	GF	GA
COLORADO AVALANCHE (2)	82	47	25	10	104	326	240
CALGARY FLAMES (6)	82	34	37	11	79	241	240
VANCOUVER CANUCKS (7)	82	32	35	15	79	278	278
ANAHEIM MIGHTY DUCKS (9)	82	35	39	8	78	234	247
EDMONTON OILERS (10)	82	30	44	8	68	240	304
LOS ANGELES KINGS (12)	82	24	40	18	66	256	302
SAN JOSE SHARKS (13)	82	20	55	7	47	252	357

SKATERS							
No.	P	PLAYER	GP	G	A	PTS	PIM
11	R	OWEN NOLAN (TOTAL)	81	33	36	69	146
		COL	9	4	4	8	
		SJS	72	29	32	61	137
29	C	CRAIG JANNEY	71	13	49	62	26
39	L	JEFF FRIESEN	79	15	31	46	42
26	R	RAY SHEPPARD	51	27	19	46	10
9	C	DARREN TURCOTTE (TOTAL)	68	22	21	43	30
		WPG	59	16	16	32	26
		SJS	9	6	5	11	4
8	R/L	KEVIN MILLER	68	22	20	42	41
14	L/C	RAY WHITNEY	60	17	24	41	16
33	D	MARCUS RAGNARSSON	71	8	31	39	42
13	C	JAMIE BAKER	77	16	17	33	79
22	R	ULF DAHLEN	59	16	12	28	27
3	D	DOUG BODGER (TOTAL)	73	4	24	28	68
		BUF	16	0	5	5	18
		SJS	57	4	19	23	50
18	R	CHRIS TANCILL	45	7	16	23	20
42	R	SHEAN DONOVAN	74	13	8	21	39
38	D	MICHAL SYKORA	79	4	16	20	54
34	D	YVES RACINE (TOTAL)	57	1	19	20	54
		MTL	25	0	3	3	26
		SJS	32	1	16	17	28
25	L	VIKTOR KOZLOV	62	6	13	19	6
36	R	JEFF ODGERS	78	12	4	16	192
23	L	ANDREI NAZAROV	42	7	7	14	62
37	L	VILLE PELTONEN	31	2	11	13	14
43	R	JAN CALOUN	11	8	3	11	0
16	C	DODY WOOD	32	3	6	9	138
4	D	JAY MORE	74	2	7	9	147
44	D	VLASTIMIL KROUPA	27	1	7	8	18
2	D	JIM KYTE	57	1	7	8	146
40	D	MIKE RATHJE	27	0	7	7	14
48	C	ALEXEI YEGOROV	9	3	2	5	2
41	D	TOM PEDERSON	60	1	4	5	40
21	R	DAVE BROWN	37	3	1	4	46
6	D	SANDIS OZOLINSH	7	1	3	4	4
17	R	PAT FALLOON	9	3	0	3	4
8	C	IGOR LARIONOV	4	1	1	2	0
28	D	SERGEI BAUTIN	1	0	0	0	2

GOALTENDERS										
No.	GOALTENDER	GP	MIN	AVG	W	L	T	SO	GA	SV SV%
30	CHRIS TERRERI (TOTAL)	50	2,726	3.61	16	29	1	0	164	1,250 .884
	NJD	4	210	2.57	3	0	0	0	9	83 .902
	SJS	46	2,516	3.70	13	29	1	0	155	1,167 .883
32	ARTURS IRBE	22	1,112	4.59	4	12	4	0	85	522 .860
31	WADE FLAHERTY	24	1,137	4.85	3	12	1	0	92	597 .866
29	GEOFF SARJEANT	4	171	4.91	0	2	1	0	140	73 .839

GAME-BY-GAME RESULTS

No.	DATE	OPPONENT	RESULT	RECORD
1	10/7/95	Chicago	L, 3-4	0-1-0
2	10/12/95	Boston	T, 6-6*	0-1-1
3	10/14/95	Vancouver	L, 6-7	0-2-1
4	10/17/95	@ Toronto	L, 2-7	0-3-1
5	10/19/95	@ Winnipeg	T, 3-3*	0-3-2
6	10/22/95	@ Edmonton	T, 1-1*	0-3-3
7	10/25/95	Winnipeg	L, 1-6	0-4-3
8	10/28/95	Dallas	L, 3-4	0-5-3
9	10/30/95	@ Vancouver	L, 3-4	0-6-3
10	10/31/95	NY Rangers	L, 3-5	0-7-3
11	11/2/95	New Jersey	T, 3-3*	0-7-4
12	11/4/95	St. Louis	W, 7-3	1-7-4
13	11/7/95	@ Hartford	L, 3-7	1-8-4
14	11/8/95	@ Buffalo	L, 2-7	1-9-4
15	11/10/95	Pittsburgh	L, 1-9	1-10-4
16	11/11/95	Detroit	L, 2-5	1-11-4
17	11/14/95	NY Islanders	L, 3-5	1-12-4
18	11/16/95	@ St. Louis	L, 1-3	1-13-4
19	11/17/95	@ Dallas	L, 1-2	1-14-4
20	11/19/95	@ Chicago	W, 3-2	2-14-4
21	11/21/95	@ Washington	L, 2-3	2-15-4
22	11/22/95	@ Detroit	L, 2-5	2-16-4
23	11/25/95	Vancouver	W, 7-2	3-16-4
24	11/29/95	Calgary	L, 3-5	3-17-4
25	12/1/95	@ Vancouver	L, 2-7	3-18-4
26	12/2/95	Washington	W, 5-3	4-18-4
27	12/5/95	@ Colorado	L, 2-12	4-19-4
28	12/7/95	Winnipeg	W, 5-3	5-19-4
29	12/9/95	Edmonton	L, 2-4	5-20-4
30	12/12/95	Ottawa	W, 2-1	6-20-4
31	12/14/95	Toronto	L, 1-4	6-21-4
32	12/16/95	@ St. Louis	L, 2-3	6-22-4
33	12/17/95	@ Dallas	L, 2-4	6-23-4
34	12/19/95	@ Anaheim	W, 7-4	7-23-4
35	12/22/95	Los Angeles	W, 4-3	8-23-4
36	12/26/95	Colorado	L, 1-5	8-24-4
37	12/29/95	@ Anaheim	L, 2-4	8-25-4
38	1/3/96	Philadelphia	L, 1-3	8-26-4
39	1/5/96	Los Angeles	L, 2-5	8-27-4
40	1/6/96	@ Los Angeles	L, 5-7	8-28-4
41	1/8/96	Florida	L, 2-5	8-29-4
42	1/10/96	@ NY Rangers	L, 4-7	8-30-4
43	1/11/96	@ New Jersey	W, 2-1	9-30-4
44	1/13/96	@ Pittsburgh	W, 10-8	10-30-4
45	1/16/96	@ Florida	L, 1-4	10-31-4
46	1/17/96	@ Tampa Bay	L, 4-6	10-32-4
47	1/24/96	@ Detroit	L, 2-4	10-33-4
48	1/25/96	@ Chicago	L, 1-2	10-34-4
49	1/27/96	Colorado	L, 3-4*	10-35-4
50	1/30/96	Hartford	W, 8-2	11-35-4
51	2/1/96	Los Angeles	T, 6-6*	11-35-5
52	2/3/96	Chicago	L, 1-4	11-36-5
53	2/5/96	Toronto	W, 6-4	12-36-5
54	2/10/96	@ Los Angeles	W, 6-1	13-36-5
55	2/12/96	@ Montreal	L, 0-3	13-37-5
56	2/14/96	@ Toronto	L, 3-4	13-38-5
57	2/15/96	@ Ottawa	T, 2-2*	13-38-6
58	2/17/96	@ NY Islanders	L, 2-4	13-39-6
59	2/20/96	@ Calgary	L, 3-5	13-40-6
60	2/23/96	@ Vancouver	L, 1-3	13-41-6
61	2/25/96	@ Anaheim	L, 3-4	13-42-6
62	2/26/96	Montreal	W, 7-4	14-42-6
63	3/1/96	Tampa Bay	L, 3-7	14-43-6
64	3/3/96	Calgary	L, 1-5	14-44-6
65	3/5/96	@ Colorado	W, 5-3	15-44-6
66	3/6/96	Dallas	L, 1-2	15-45-6
67	3/8/96	@ Edmonton	L, 2-4	15-46-6
68	3/10/96	Buffalo	W, 6-4	16-46-6
69	3/13/96	Edmonton	L, 3-8	16-47-6
70	3/15/96	St. Louis	L, 2-4	16-48-6
71	3/17/96	@ Philadelphia	L, 2-8	16-49-6
72	3/18/96	@ Boston	T, 3-3*	16-49-7
73	3/20/96	@ Winnipeg	W, 7-1	17-49-7
74	3/22/96	@ Calgary	W, 2-1*	18-49-7
75	3/28/96	Colorado	L, 3-8	18-50-7
76	3/31/96	Anaheim	L, 2-4	18-51-7
77	4/2/96	Detroit	W, 6-3	19-51-7
78	4/4/96	Edmonton	W, 5-3	20-51-7
79	4/6/96	@ Colorado	L, 1-5	20-52-7
80	4/7/96	Anaheim	L, 3-5	20-53-7
81	4/10/96	@ Los Angeles	L, 2-6	20-54-7
82	4/10/96	Calgary	L, 0-6	20-55-7

*OVERTIME

1994-95 SEASON IN REVIEW

SEASON HIGHLIGHTS

- NHL season postponed from October 1994 to January 1995 due to labor strife.
- San Jose opened the shortened season by winning five of its first six games.
- The Sharks qualified for the playoffs as the No. 7 seed in the Western Conference. They advanced to the Western Conference Semifinals for the second consecutive season after stunning Calgary in a dramatic, double-overtime, Game Seven.

MAJOR TRANSACTIONS

- Acquired a sixth-round selection in the 1995 NHL Entry Draft from Florida in exchange for LW Gaetan Duchesne on April 7, 1995.
- Acquired RW **Kevin Miller** from St. Louis in exchange for C Todd Elik on March 30, 1995.
- Acquired C **Craig Janney** and other considerations from St. Louis in exchange for D Jeff Norton, a fourth-round selection in the 1997 NHL Entry Draft and future considerations on March 6, 1995.
- Acquired a fifth-round selection in the 1998 NHL Entry Draft and future considerations from Florida in exchange for LW Johan Garpenlov on March 3, 1995.
- Acquired a fifth-round selection in the 1995 NHL Entry Draft from detroit in exchange for LW Bob Errey on Feb. 27, 1995.
- Acquired a fourth-round selection in the 1997 NHL Entry Draft from Chicago in exchange for G Jimmy Waite on Feb. 6, 1995.

PACIFIC DIVISION STANDINGS						
	GP	W	L	T	PTS	GF
CALGARY FLAMES (3)	48	24	17	7	55	163
VANCOUVER CANUCKS (6)	48	18	18	12	48	153
SAN JOSE SHARKS (7)	48	19	25	4	42	129
LOS ANGELES KINGS (9)	48	16	23	9	41	142
EDMONTON OILERS (11)	48	17	27	4	38	136
ANAHEIM MIGHTY DUCKS (12)	48	16	27	5	37	125

SKATERS							
No.	P	PLAYER	GP	G	A	PTS	PIM
22	R	ULF DAHLEN	46	11	23	34	11
15	C	CRAIG JANNEY (TOTAL)	35	7	20	27	10
		STL	8	2	5	7	0
		SJS	27	5	15	20	10
39	L	JEFF FRIESEN	48	15	10	25	14
14	C	RAY WHITNEY	39	13	12	25	14
6	D	SANDIS OZOLINSH	48	9	16	25	30
24	R	SERGEI MAKAROV	43	10	14	24	40
7	C	IGOR LARIONOV	33	4	20	24	14
8	R	KEVIN MILLER (TOTAL)	36	8	12	20	13
		STL	15	2	5	7	0
		SJS	21	6	7	13	13
17	R	PAT FALLOON	46	12	7	19	25
27	C	TODD ELIK	22	7	10	17	18
41	D	TOM PEDERSON	47	5	11	16	31
18	R	CHRIS TANCILL	26	3	11	14	10
13	C	JAMIE BAKER	43	7	4	11	22
8	D	JEFF NORTON	20	1	9	10	39
40	D	MIKE RATHJE	42	2	7	9	29
11	L	GAETAN DUCHESNE	33	2	7	9	16
23	L	ANDREI NAZAROV	26	3	5	8	94
36	R	JEFF ODGERS	48	4	3	7	117
2	D	JIM KYTE	18	2	5	7	33
4	D	JAY MORE	45	0	6	6	71
3	D	ILYA BYAKIN	13	0	5	5	14
38	D	MICHAL SYKORA	16	0	4	4	10
12	L	BOB ERREY	13	2	2	4	27
9	C	VYACHESLAV BUTSAYEV	6	2	0	2	0
47	L	VIKTOR KOZLOV	16	2	0	2	2
16	C	DODY WOOD	9	1	1	2	29
26	D	VLASTIMIL KROUPA	14	0	2	2	16
44	D	SHAWN CRONIN	29	0	2	2	61
10	L	JOHAN GARPENLOV	13	1	1	2	2
42	R	SHEAN DONOVAN	14	0	0	0	6

GOALTENDERS											
No.	GOALTENDER	GP	MIN	AVG	W	L	T	SO	GA	SV	SV%
31	WADE FLAHERTY	18	852	3.10	5	6	1	1	44	411	.903
32	ARTURS IRBE	38	2,043	3.26	14	19	3	4	111	945	.895

GAME-BY-GAME RESULTS

No.	DATE	OPPONENT	RESULT	RECORD
1	1/20/95	St. Louis	L, 2-5	0-1-0
2	1/21/95	Toronto	W, 3-2	1-1-0
3	1/25/95	Winnipeg	W, 4-0	2-1-0
4	1/28/95	Dallas	W, 3-2	3-1-0
5	1/30/95	Chicago	W, 2-1	4-1-0
6	2/2/95	@ Dallas	W, 2-1	5-1-0
7	2/4/95	@ Winnipeg	T, 3-3*	5-1-1
8	2/6/95	@ Toronto	L, 3-7	5-2-1
9	2/7/95	@ Detroit	L, 0-6	5-3-1
10	2/10/95	@ Edmonton	L, 1-5	5-4-1
11	2/11/95	@ Vancouver	T, 1-1*	5-4-2
12	2/15/95	Vancouver	W, 3-1	6-4-2
13	2/17/95	@ Los Angeles	W, 2-0	7-4-2
14	2/18/95	Anaheim	L, 3-6	7-5-2
15	2/20/95	@ Chicago	L, 2-3	7-6-2
16	2/22/95	@ St. Louis	L, 3-4	7-7-2
17	2/24/95	Calgary	L, 0-3	7-8-2
18	2/26/95	Vancouver	L, 1-5	7-9-2
19	2/28/95	@ Vancouver	W, 4-3	8-9-2
20	3/2/95	@ Toronto	W, 4-3	9-9-2
21	3/4/95	@ Winnipeg	L, 2-4	9-10-2
22	3/8/95	Edmonton	L, 2-5	9-11-2
**	3/10/95	Detroit	PPD TO 4/5/95	
23	3/15/95	Toronto	L, 1-2	9-12-2
24	3/17/95	@ Edmonton	L, 3-5	9-13-2
25	3/19/95	@ Calgary	W, 5-3	10-13-2
26	3/21/95	Chicago	L, 3-7	10-14-2
27	3/23/95	Anaheim	L, 3-6	10-15-2
28	3/25/95	@ Los Angeles	W, 3-1	11-15-2
29	3/26/95	Los Angeles	L, 3-7	11-16-2
30	3/28/95	Winnipeg	W, 6-5*	12-16-2
31	3/31/95	@ St. Louis	L, 1-4	12-17-2
32	4/2/95	@ Anaheim	L, 4-5	12-18-2
33	4/5/95	Detroit	L, 3-5	12-19-2
34	4/7/95	Edmonton	W, 5-0	13-19-2
35	4/9/95	@ Edmonton	W, 5-2	14-19-2
36	4/10/95	@ Calgary	L, 3-8	14-20-2
37	4/12/95	@ Chicago	W, 3-2	15-20-2
38	4/13/95	@ Detroit	L, 0-3	15-21-2
39	4/16/95	Los Angeles	W, 2-0	16-21-2
40	4/17/95	@ Anaheim	L, 0-3	16-22-2
41	4/19/95	@ Dallas	T, 5-5*	16-22-3
42	4/23/95	Detroit	L, 1-5	16-23-3
43	4/25/95	Calgary	L, 2-3	16-24-3
44	4/26/95	@ Anaheim	W, 5-2	17-24-3
45	4/28/95	Los Angeles	W, 4-0	18-24-3
46	4/30/95	St. Louis	L, 3-4	18-25-3
47	5/1/95	Dallas	W, 3-1	19-25-3
48	5/3/95	Vancouver	T, 3-3*	19-25-4

*OVERTIME

1993-94 SEASON IN REVIEW

SEASON HIGHLIGHTS

- The Sharks qualified for the Stanley Cup Playoffs for the first time in team history after registering 82 points (33-35-16) in the regular season. It was the greatest single-season turnaround in NHL history, a 58-point improvement from 1992-93.
- **G Arturs Irbe** and **D Sandis Ozolinsh** participated in the NHL All-Star Game at New York's Madison Square Garden.
- San Jose recorded a ine-game unbeaten streak (7-0-2) from March 20 through April 5.
- Rookie head coach **Kevin Constantine** finished second in voting for the Jack Adams Award (NHL Coach of the Year).
- **Arturs Irbe** set the NHL record for most minutes played in a season with 4,412.
- **RW Sergei Makarov** became the first Shark to reach 30 goals in a single season.

MAJOR TRANSACTIONS

- Acquired **D Jeff Norton** from the New York Islanders in exchange for a third-round pick in the 1994 NHL Entry Draft on June 20, 1993.
- Acquired **LW Gaetan Duchesne** from Dallas in exchange for a sixth-round pick int he 1994 NHL Entry Draft on June 20, 1993.
- Acquired **RW Ulf Dahlen** from Dallas in exchange for **D Doug Zmolek** and **D Mike Lalor** on March 19, 1994.
- Acquired **C Todd Elik** off waivers from Edmonton on Oct. 26, 1993.
- Signed **C Jamie Baker** as a free agent on Aug. 18, 1993.
- Signed **C Bob Errey** as a free agent on Aug. 17, 1993.

PACIFIC DIVISION STANDINGS							
	GP	W	L	T	PTS	GF	GA
CALGARY FLAMES (4)	84	42	29	13	97	302	256
VANCOUVER CANUCKS (7)	84	41	40	3	85	279	276
SAN JOSE SHARKS (8)	84	33	35	16	82	252	265
ANAHEIM MIGHTY DUCKS (9)	84	33	46	5	71	229	251
LOS ANGELES KINGS (10)	84	27	45	12	66	294	322
EDMONTON OILERS (11)	84	25	45	14	64	261	305

SKATERS							
No.	P	PLAYER	GP	G	A	PTS	PIM
22	R	ULF DAHLEN (TOTAL)	78	25	44	69	10
		DAL	65	19	38	57	10
		SJS	13	6	6	12	0
24	R	SERGEI MAKAROV	80	30	38	68	78
27	C	TODD ELIK (TOTAL)	79	25	41	66	95
		EDM	4	0	0	0	6
		SJS	75	25	41	66	89
6	D	SANDIS OZOLINSH	81	26	38	64	24
7	C	IGOR LARIONOV	60	18	38	56	40
17	R	PAT FALLOON	83	22	31	53	18
10	L	JOHAN GARPENLOV	80	18	35	53	28
14	L	RAY WHITNEY	61	14	26	40	14
8	D	JEFF NORTON	64	7	33	40	36
37	R	ROB GAUDREAU	84	15	20	35	28
12	L	BOB ERREY	64	12	18	30	126
11	L	GAETAN DUCHESNE	84	12	18	30	28
41	D	TOM PEDERSON	74	6	19	25	31
9	C	VYACHESLAV BUTSAYEV (TOTAL)	59	12	11	23	68
		PHI	47	12	9	21	58
		SJS	12	0	2	2	10
36	R	JEFF ODGERS	81	13	8	21	222
13	C	JAMIE BAKER	65	12	5	17	38
40	D	MIKE RATHJE	47	1	9	10	59
33	C	DALE CRAIGWELL	58	3	6	9	16
4	D	JAY MORE	49	1	6	7	63
38	D	MICHAL SYKORA	22	1	4	5	14
50	L	JAROSLAV OTEVREL	9	3	2	5	2
47	C	MIKE SULLIVAN	26	2	2	4	4
19	D	DOUG ZMOLEK	68	0	4	4	122
20	C	KIP MILLER	11	2	2	4	6
26	D	VLASTIMIL KROUPA	27	1	3	4	20
2	D	ROB ZETTLER	42	0	3	3	65
44	D	SHAWN CRONIN	34	0	2	2	76
5	D	MIKE LALOR	23	0	2	2	8
43	C	JEFF McLEAN	6	1	0	1	0
9	C	GARY EMMONS	3	1	0	1	0
27	C	DAVE CAPUANO	4	0	1	1	0
23	L	ANDREI NAZAROV	1	0	0	0	0
25	L	DAVE MALEY	19	0	0	0	30
15	R	DAVID BRUCE	2	0	0	0	0

GOALTENDERS											
No.	GOALTENDER	GP	MIN	AVG	W	L	T	SO	GA	SV	SV%
32	ARTURS IRBE	74	4,412	2.84	30	28	16	3	209	1,855	.899
29	JIMMY WAITE	15	697	4.30	3	7	0	0	50	269	.843

GAME-BY-GAME RESULTS

No.	DATE	OPPONENT	RESULT	RECORD
1	10/6/93	@ Edmonton	L, 2-3	0-1-0
2	10/7/93	@ Calgary	L, 2-6	0-2-0
3	10/10/93	@ Los Angeles	L, 2-5	0-3-0
4	10/14/93	Calgary	L, 1-2	0-4-0
5	10/16/93	Boston	T, 1-1*	0-4-1
6	10/19/93	St. Louis	L, 1-4	0-5-1
7	10/21/93	@ St. Louis^	L, 2-5	0-6-1
8	10/23/93	Vancouver	L, 4-6	0-7-1
9	10/24/93	@ Vancouver	L, 2-3	0-8-1
10	10/26/93	Edmonton	W, 3-1	1-8-1
11	10/28/93	Anaheim	W, 4-3	2-8-1
12	10/30/93	Washington	L, 2-4	2-9-1
13	10/31/93	@ Anaheim	W, 2-1*	3-9-1
14	11/2/93	Pittsburgh	T, 3-3*	3-9-2
15	11/5/93	Dallas	W, 4-2	4-9-2
16	11/7/93	New Jersey	L, 1-2	4-10-2
17	11/9/93	Toronto	T, 2-2*	4-10-3
18	11/11/93	@ Dallas	L, 0-4	4-11-3
19	11/13/93	@ New Jersey	W, 4-2	5-11-3
20	11/14/93	@ NY Rangers	T, 3-3*	5-11-4
21	11/16/93	@ Washington	W, 2-1	6-11-4
22	11/18/93	@ Boston	L, 1-3	6-12-4
23	11/20/93	@ Hartford	W, 3-2	7-12-4
24	11/21/93	@ Buffalo	L, 5-6	7-13-4
25	11/23/93	Detroit	W, 6-4	8-13-4
26	11/26/93	@ Anaheim	W, 4-3	9-13-4
27	11/27/93	Anaheim	W, 1-0	10-13-4
28	12/3/93	Winnipeg	T, 3-3*	10-13-5
29	12/5/93	Florida	W, 2-1	11-13-5
30	12/7/93	Tampa Bay	L, 1-3	11-14-5
31	12/11/93	@ Detroit	L, 3-5	11-15-5
32	12/12/93	@ Chicago	L, 1-2	11-16-5
33	12/15/93	St. Louis	L, 1-3	11-17-5
34	12/17/93	@ Edmonton	L, 2-4	11-18-5
35	12/19/93	@ Quebec	L, 5-7	11-19-5
36	12/22/93	@ Toronto	T, 2-2*	11-19-6
37	12/23/93	@ Chicago	L, 3-5	11-20-6
38	12/28/93	Calgary	T, 3-3*	11-20-7
39	12/31/93	@ Vancouver	W, 3-2	12-20-7
40	1/2/94	@ Edmonton	T, 4-4*	12-20-8
41	1/4/94	Montreal	T, 2-2*	12-20-9
42	1/6/94	Detroit	L, 3-10	12-21-9
43	1/11/94	Los Angeles	T, 2-2*	12-21-10
44	1/12/94	@ Anaheim	W, 5-2	13-21-10
45	1/15/94	Hartford	W, 8-2	14-21-10
46	1/17/94	Calgary	W, 3-2	15-21-10
47	1/25/94	NY Rangers	L, 3-8	15-22-10
48	1/28/94	@ Florida	T, 3-3*	15-22-11
49	1/29/94	@ Tampa Bay	W, 2-1	16-22-11
50	2/1/94	@ NY Islanders	L, 4-5	16-23-11
51	2/3/94	@ Philadelphia	W, 3-2*	17-23-11
52	2/5/94	@ St. Louis	L, 3-4	17-24-11
53	2/6/94	@ Dallas	W, 7-1	18-24-11
54	2/8/94	Chicago^	W, 4-3	19-24-11
55	2/11/94	Chicago	W, 4-3	20-24-11
56	2/13/94	Chicago	W, 1-0	21-24-11
57	2/15/94	Philadelphia	L, 4-6	21-25-11
58	2/17/94	Quebec	L, 2-8	21-26-11
59	2/19/94	Los Angeles	W, 4-3	22-26-11
60	2/21/94	Dallas	L, 3-6	22-27-11
61	2/23/94	@ Montreal	L, 1-3	22-28-11
62	2/24/94	@ Ottawa	L, 4-6	22-29-11
63	2/26/94	@ Detroit	L, 0-2	22-30-11
64	2/28/94	@ Winnipeg	T, 3-3*	22-30-12
65	3/3/94	Edmonton	W, 4-2	23-30-12
66	3/6/94	Anaheim	W, 6-0	24-30-12
67	3/8/94	Buffalo	T, 4-4*	24-30-13
68	3/10/94	NY Islanders	W, 4-3	25-30-13
69	3/12/94	@ Calgary	L, 0-2	25-31-13
70	3/17/94	Ottawa	L, 1-2	25-32-13
71	3/19/94	@ Los Angeles	L, 1-2	25-33-13
72	3/20/94	Los Angeles	T, 6-6*	25-33-14
73	3/22/94	@ Pittsburgh	T, 2-2*	25-33-15
74	3/24/94	@ Toronto	W, 2-1	26-33-15
75	3/25/94	@ Winnipeg	W, 8-3	27-33-15
76	3/27/94	@ St. Louis	W, 4-3	28-33-15
77	3/29/94	Winnipeg	W, 9-4	29-33-15
78	3/31/94	Toronto	W, 5-3	30-33-15
79	4/2/94	Vancouver	W, 7-4	31-33-15
80	4/5/94	@ Los Angeles	W, 2-1	32-33-15
81	4/7/94	@ Vancouver	L, 2-3	32-34-15
82	4/8/94	@ Calgary	L, 2-5	32-35-15
83	4/10/94	Vancouver	W, 3-1	33-35-15
84	4/13/94	Edmonton	T, 2-2*	33-35-16

^PLAYED AT ARCO ARENA IN SACRAMENTO, CALIF.
*OVERTIME

1992-93 SEASON IN REVIEW

SEASON HIGHLIGHTS

- G Arturs Irbe recorded the first shutout in team history, a 6-0 win against Los Angeles at the Cow Palace on Nov. 17.
- RW Rob Gaudreau scored 19 points (14 goals, five assists) from Dec. 3 through Dec. 29, earning NHL December Rookie of the Month honors, the first league award by a Shark. The run included the first-ever hat trick by a Shark, Dec. 3 vs. Hartford.
- C Kelly Kisio represented San Jose at the NHL All-Star Game in Montreal, posting a goal and an assist for the Campbell Conference team.
- San Jose tied the NHL record for most consecutive losses (17), Jan. 4 through Feb. 12.
- The Sharks played their final regular season game at the Cow Palace on April 10 vs. Los Angeles.
- San Jose finished the season with a record of 11-71-2, establishing a NHL record for most losses in a season.

MAJOR TRANSACTIONS

- Acquired LW Yvon Corriveau from Washington and C Igor Larionov from Vancouver in the NHL Waiver Draft on Oct. 4, 1992.
- Acquired LW Michel Picard from Hartford in exchange for future considerations on Oct. 9, 1992.
- Traded LW Yvon Corriveau to Hartford to complete future considerations trade from Oct. 9, 1992 on Jan. 21, 1993.

SMYTHE DIVISION STANDINGS							
	GP	W	L	T	PTS	GF	GA
VANCOUVER CANUCKS (3)	84	46	29	9	101	346	278
CALGARY FLAMES (5)	84	43	30	11	97	322	282
LOS ANGELES KINGS (6)	84	39	35	10	88	338	340
WINNIPEG JETS (7)	84	40	37	7	87	322	320
EDMONTON OILERS (10)	84	26	50	8	60	242	337
SAN JOSE SHARKS (12)	84	11	71	2	24	218	414

SKATERS							
No.	P	PLAYER	GP	G	A	PTS	PIM
11	C	KELLY KISIO	78	26	52	78	90
10	L	JOHAN GARPENLOV	79	22	44	66	56
37	R	ROB GAUDREAU	59	23	20	43	18
12	C	DEAN EVASON	84	12	19	31	132
17	R	PAT FALLOON	41	14	14	28	12
36	R	JEFF ODGERS	66	12	15	27	253
6	D	SANDIS OZOLINSH	37	7	16	23	40
39	R	ED COURTENAY	39	7	13	20	10
41	D	TOM PEDERSON	44	7	13	20	31
24	D	DOUG WILSON	42	3	17	20	40
18	L	MARK PEDERSON (TOTAL)	41	10	7	17	28
		PHI	14	3	4	7	6
		SJS	27	7	3	10	22
20	L	JOHN CARTER	55	7	9	16	81
19	D	DOUG ZMOLEK	84	5	10	15	229
47	C	MIKE SULLIVAN	81	6	8	14	30
3	D	DAVID WILLIAMS	40	1	11	12	49
4	D	JAY MORE	73	5	6	11	179
14	C	RAY WHITNEY	26	4	6	10	4
9	C	BRIAN LAWTON	21	2	8	10	12
11	L	YVON CORRIVEAU	20	3	7	10	0
14	L	DAVE SNUGGERUD	25	4	5	9	14
25	L	DAVID MALEY (TOTAL)	56	2	7	9	155
		EDM	13	1	1	2	29
		SJS	43	1	6	7	126
27	C	HUBIE McDONOUGH	30	6	2	8	6
21	D	PETER AHOLA (TOTAL)	50	3	5	8	36
		LAK	8	1	1	2	6
		PIT	22	0	1	1	14
		SJS	20	2	3	5	16
8	L	LARRY DePALMA	20	2	6	8	41
5	D	NEIL WILKINSON	59	1	7	8	96
26	C	PETRI SKRIKO	17	4	3	7	6
16	C	PERRY BEREZAN	28	3	4	7	28
28	L	J.F. QUINTIN	14	2	5	7	4
2	D	ROB ZETTLER	80	0	7	7	150
26	R	ROBIN BAWA	42	5	0	5	47
22	R	LYNDON BYERS	18	4	1	5	122
15	L	DAVID BRUCE	17	2	3	5	33
44	L	MICHEL PICARD	25	4	0	4	24
33	C	DALE CRAIGWELL	8	3	1	4	4
9	C	JON MORRIS (TOTAL)	15	0	3	3	6
		NJD	2	0	0	0	0
		SJS	13	0	3	3	6
45	C	DODY WOOD	13	1	1	2	71
42	L	JAROSLAV OTREVEL	7	0	2	2	0
29	D	DEAN KOLSTAD	10	0	2	2	12
40	C	MARK BEAUFIT	5	1	0	1	0
45	D	CLAUDIO SCREMIN	4	0	1	1	4
38	D	PAT MacLEOD	13	0	1	1	2
7	R	MIKHAIL KRAVETS	1	0	0	0	0

GOALTENDERS											
No.	GOALTENDER	GP	MIN	AVG	W	L	T	SO	GA	SV	SV%
32	ARTURS IRBE	36	2,074	4.11	7	26	0	1	142	1,108	.886
31	WADE FLAHERTY	1	60	5.00	0	1	0	0	5	41	.891
30	JEFF HACKETT	36	2,000	5.28	2	30	1	0	176	1,044	.856
1	BRIAN HAYWARD	18	930	5.55	2	14	1	0	86	473	.846

GAME-BY-GAME RESULTS

No.	DATE	OPPONENT	RESULT	RECORD
1	10/8/92	Winnipeg	W, 4-3*	1-0-0
2	10/10/92	Detroit	L, 3-6	1-1-0
3	10/12/92	@ Los Angeles	L, 1-2	1-2-0
4	10/15/92	Boston	L, 2-8	1-3-0
5	10/17/92	Calgary	L, 2-6	1-4-0
6	10/21/92	@ Montreal	L, 4-8	1-5-0
7	10/23/92	@ Buffalo	L, 4-5	1-6-0
8	10/24/92	@ Toronto	L, 1-5	1-7-0
9	10/26/92	@ St. Louis	L, 1-4	1-8-0
10	10/28/92	@ Detroit	L, 3-4	1-9-0
11	10/30/92	@ Tampa Bay	W, 2-1	2-9-0
12	11/1/92	@ Chicago	T, 4-4*	2-9-1
13	11/5/92	Buffalo	W, 7-5	3-9-1
14	11/7/92	New Jersey	L, 1-6	3-10-1
15	11/8/92	Los Angeles	L, 4-11	3-11-1
16	11/10/92	@ Vancouver	L, 2-6	3-12-1
17	11/12/92	Edmonton	L, 3-4	3-13-1
18	11/14/92	Vancouver	L, 2-5	3-14-1
19	11/17/92	Los Angeles	W, 6-0	4-14-1
20	11/19/92	Toronto	L, 0-2	4-15-1
21	11/21/92	Chicago	L, 1-2	4-16-1
22	11/25/92	@ Calgary	W, 4-3*	5-16-1
23	11/27/92	@ Winnipeg	L, 2-3*	5-17-1
24	11/28/92	@ Minnesota	L, 3-10	5-18-1
25	12/1/92	Edmonton	L, 1-3	5-19-1
26	12/3/92	Hartford	L, 5-7	5-20-1
27	12/5/92	Pittsburgh	L, 4-9	5-21-1
28	12/9/92	@ Vancouver	L, 3-8	5-22-1
29	12/10/92	St. Louis	L, 2-3	5-23-1
30	12/12/92	Quebec	L, 7-8*	5-24-1
31	12/16/92	Tampa Bay	L, 4-5*	5-25-1
32	12/18/92	@ Vancouver	L, 1-8	5-26-1
33	12/19/92	Vancouver	L, 3-6	5-27-1
34	12/21/92	@ Winnipeg	L, 4-5	5-28-1
35	12/23/92	@ Edmonton	L, 2-4	5-29-1
36	12/26/92	Los Angeles	W, 7-2	6-29-1
37	12/29/92	@ Vancouver	L, 5-7	6-30-1
38	12/30/92	Philadelphia	L, 2-6	6-31-1
39	1/2/93	Vancouver	T, 2-2*	6-31-2
40	1/4/93	@ Montreal^	L, 1-4	6-32-2
41	1/5/93	Montreal	L, 1-2	6-33-2
42	1/8/93	@ Toronto	L, 1-5	6-34-2
43	1/10/93	@ Ottawa	L, 2-3	6-35-2
44	1/12/93	@ Winnipeg	L, 1-4	6-36-2
45	1/15/93	@ Detroit	L, 3-6	6-37-2
46	1/16/93	@ Quebec	L, 1-4	6-38-2
47	1/18/93	@ Boston	L, 3-4	6-39-2
48	1/21/93	@ Hartford	L, 2-4	6-40-2
49	1/23/93	@ Tampa Bay	L, 1-5	6-41-2
50	1/26/93	@ Los Angeles	L, 1-7	6-42-2
51	1/29/93	Chicago	L, 2-4	6-43-2
52	1/30/93	Calgary	L, 4-5	6-44-2
53	2/1/93	Tampa Bay	L, 4-5	6-45-2
54	2/3/93	Minnesota	L, 3-7	6-46-2
55	2/10/93	@ Calgary	L, 1-13	6-47-2
56	2/12/93	@ Edmonton	L, 0-6	6-48-2
57	2/14/93	@ Winnipeg	W, 3-2	7-48-2
58	2/16/93	Washington	L, 3-4	7-49-2
59	2/18/93	Winnipeg	W, 5-3	8-49-2
60	2/20/93	NY Rangers	L, 4-6	8-50-2
61	2/22/93	NY Rangers^	L, 0-4	8-51-2
62	2/23/93	Calgary	L, 3-6	8-52-2
63	2/25/93	Toronto	L, 0-5	8-53-2
64	2/27/93	@ Calgary	L, 4-5	8-54-2
65	2/28/93	@ Edmonton	L, 1-4	8-55-2
66	3/2/93	Ottawa	W, 3-2	9-55-2
67	3/7/93	Edmonton	W, 6-3	10-55-2
68	3/9/93	@ Minnesota	L, 2-4	10-56-2
69	3/11/93	@ St. Louis	L, 2-5	10-57-2
70	3/14/93	Detroit	L, 1-4	10-58-2
71	3/16/93	NY Islanders	L, 0-6	10-59-2
72	3/19/93	@ NY Rangers	L, 1-8	10-60-2
73	3/21/93	@ Washington	L, 3-5	10-61-2
74	3/23/93	@ Pittsburgh	L, 2-7	10-62-2
75	3/25/93	@ Philadelphia	L, 2-5	10-63-2
76	3/27/93	@ NY Islanders	L, 3-7	10-64-2
77	3/29/93	@ New Jersey	L, 0-5	10-65-2
78	4/1/93	Winnipeg	L, 5-9	10-66-2
79	4/3/93	Calgary	L, 2-3*	10-67-2
80	4/4/93	Calgary	L, 3-4	10-68-2
81	4/6/93	Edmonton	W, 5-2	11-68-2
82	4/8/93	@ Los Angeles	L, 1-2	11-69-2
83	4/10/93	Los Angeles	L, 2-3*	11-70-2
84	4/15/93	@ Calgary	L, 3-7	11-71-2

^PLAYED AT ARCO ARENA IN SACRAMENTO, CALIF.

*OVERTIME

1991-92 SEASON IN REVIEW

SEASON HIGHLIGHTS

- The Sharks recorded their first-ever win on Oct. 8, a 4-3 decision vs. Calgary. C Kelly Kisio notched the game-winning goal.
- San Jose's first-ever road win came Nov. 30, 2-1 at Calgary.
- D Doug Wilson represented the Sharks at the NHL All-Star Game on Jan. 18.
- The season was interrupted from April 1-11 due to a players strike.
- The Kansas City Blades, the Sharks' International Hockey League developmental affiliate, won the Turner Cup (IHL Championship) after recording professional hockey's best record in 1991-92 (56-22-4).

MAJOR TRANSACTIONS

- Acquired D Doug Wilson from Chicago in exchange for D Kerry Toporowski and a second-round selection in the 1992 NHL Entry Draft on Sept. 6, 1991.
- Acquired C Dean Evason from Hartford in exchange for D Dan Keczmer on Oct. 2, 1991.
- Acquired LW Johan Garpenlov from Detroit in exchange for D Bob McGill and an eighth-round selection in the 1992 NHL Entry Draft (previously acquired from Vancouver) on March 10, 1992.

SMYTHE DIVISION STANDINGS							
	GP	W	L	T	PTS	GF	GA
VANCOUVER CANUCKS (2)	80	42	26	12	96	285	250
LOS ANGELES KINGS (4)	80	35	31	14	84	287	296
EDMONTON OILERS (6)	80	36	34	10	82	295	297
WINNIPEG JETS (7)	80	33	32	15	81	251	244
CALGARY FLAMES (8)	80	31	37	12	74	296	305
SAN JOSE SHARKS (11)	80	17	58	5	39	219	359

SKATERS							
No.	P	PLAYER	GP	G	A	PTS	PIM
17	R	PAT FALLOON	79	25	34	59	16
19	L	BRIAN MULLEN	72	18	28	46	66
15	L	DAVID BRUCE	60	22	16	38	46
9	C	BRIAN LAWTON	59	15	22	37	42
11	C	KELLY KISIO	48	11	26	37	54
24	D	DOUG WILSON	44	9	19	28	26
3	D	DAVID WILLIAMS	56	3	25	28	40
8	C	DEAN EVASON	74	11	15	26	99
7	R	WAYNE PRESLEY	47	8	14	22	76
16	C	PERRY BEREZAN	66	12	7	19	30
47	C	MIKE SULLIVAN	64	8	11	19	15
5	D	NEIL WILKINSON	60	4	15	19	107
18	L	DAVE SNUGGERUD (TOTAL)	66	3	16	19	40
		BUF	55	3	15	18	36
		SJS	11	0	1	1	4
4	D	JAY MORE	46	4	13	17	85
14	L	STEVE BOZEK	58	8	8	16	27
33	C	DALE CRAIGWELL	32	5	11	16	8
38	D	PAT MacLEOD	37	5	11	16	4
22	L	PAUL FENTON	60	11	4	15	33
6	D	KEN HAMMOND	46	5	10	15	82
10	C	TONY HRKAC	22	2	10	12	4
10	L	JOHAN GARPENLOV (TOTAL)	28	6	7	13	8
		DET	16	1	1	2	4
		SJS	12	5	6	11	4
23	D	LINK GAETZ	48	6	6	12	326
27	L	PERRY ANDERSON	48	4	8	12	143
36	R	JEFF ODGERS	61	7	4	11	217
2	D	ROB ZETTLER	74	1	8	9	99
37	L	DON BARBER (TOTAL)	25	1	6	7	6
		WPG	11	0	3	3	4
		QUE	2	0	0	0	0
		SJS	12	1	3	4	2
28	L	J.F. QUINTIN	8	3	0	3	0
25	D	BOB McGILL	62	3	1	4	70
43	C	RAY WHITNEY	2	0	3	3	0
21	L	CRAIG COXE	10	2	0	2	19
13	D	RICK LESSARD	8	0	2	2	16
22	L	MIKE McHUGH	8	1	0	1	14
16	C	MARK PAVELICH	2	0	1	1	4
44	L	KEVIN EVANS	5	0	1	1	25
34	D	MICHAEL COLMAN	15	0	1	1	32
26	R	PETER LAPPIN	1	0	0	0	0
40	R	MIKHAIL KRAVETS	1	0	0	0	0
20	L	JOHN CARTER	4	0	0	0	0
39	R	ED COURTENAY	5	0	0	0	0
45	D	CLAUDIO SCREMIN	13	0	0	0	25

GOALTENDERS											
No.	GOALTENDER	GP	MIN	AVG	W	L	T	SO	GA	SV	SV%
30	JEFF HACKETT	42	2,314	3.84	11	27	1	0	148	1,218	.892
31	WADE FLAHERTY	3	178	4.38	0	3	0	0	13	107	.892
32	ARTURS IRBE	13	645	4.47	2	6	3	0	48	317	.868
1	BRIAN HAYWARD	7	305	4.92	1	4	0	0	25	152	.859
35	JARMO MYLLYS	27	1,374	5.02	3	18	1	0	115	747	.867

GAME-BY-GAME RESULTS

No.	DATE	OPPONENT	RESULT	RECORD
1	10/4/91	@ Vancouver	L, 3-4	0-1-0
2	10/5/91	Vancouver	L, 2-5	0-2-0
3	10/8/91	Calgary	W, 4-3	1-2-0
4	10/10/91	Winnipeg	L, 4-5	1-3-0
5	10/12/91	@ St. Louis	L, 3-6	1-4-0
6	10/13/91	@ Chicago	L, 3-7	1-5-0
7	10/16/91	@ Los Angeles	L, 5-8	1-6-0
8	10/17/91	Minnesota	L, 2-8	1-7-0
9	10/19/91	Boston	L, 1-4	1-8-0
10	10/23/91	@ Hartford	L, 0-3	1-9-0
11	10/25/91	@ Buffalo	L, 1-3	1-10-0
12	10/26/91	@ New Jersey	L, 0-9	1-11-0
13	10/29/91	@ NY Islanders	L, 4-8	1-12-0
14	10/31/91	@ Philadelphia	L, 2-5	1-13-0
15	11/2/91	@ Quebec	L, 3-6	1-14-0
16	11/4/91	@ Toronto	L, 1-4	1-15-0
17	11/8/91	Edmonton	W, 6-2	2-15-0
18	11/9/91	NY Islanders	W, 4-3	3-15-0
19	11/12/91	Buffalo	L, 1-7	3-16-0
20	11/14/91	Detroit	T, 3-3*	3-16-1
21	11/16/91	@ Vancouver	L, 0-1	3-17-1
22	11/19/91	Los Angeles	L, 2-3*	3-18-1
23	11/22/91	Toronto	L, 1-3	3-19-1
24	11/23/91	@ Los Angeles	L, 4-6	3-20-1
25	11/26/91	Vancouver	W, 4-1	4-20-1
26	11/29/91	@ Edmonton	T, 4-4*	4-20-2
27	11/30/91	@ Calgary	W, 2-1	5-20-2
28	12/3/91	Los Angeles	W, 3-2*	6-20-2
29	12/5/91	Pittsburgh	L, 0-8	6-21-2
30	12/8/91	@ Edmonton	L, 1-3	6-22-2
31	12/10/91	Winnipeg	T, 3-3*	6-22-3
32	12/12/91	Edmonton	W, 6-3	7-22-3
33	12/14/91	Minnesota	L, 2-3	7-23-3
34	12/16/91	@ NY Rangers	L, 3-4*	7-24-3
35	12/17/91	@ Pittsburgh	L, 2-10	7-25-3
36	12/19/91	@ St. Louis	L, 0-4	7-26-3
37	12/21/91	Quebec	W, 4-1	8-26-3
38	12/26/91	@ Los Angeles	L, 3-5	8-27-3
39	12/28/91	Vancouver	L, 2-3	8-28-3
40	1/3/92	Philadelphia	W, 3-1	9-28-3
41	1/4/92	Montreal	L, 0-1*	9-29-3
42	1/7/92	@ Vancouver	L, 1-4	9-30-3
43	1/8/92	@ Calgary	L, 3-10	9-31-3
44	1/11/92	@ Minnesota	L, 4-7	9-32-3
45	1/12/92	@ Winnipeg	W, 4-3	10-32-3
46	1/14/92	@ Los Angeles	T, 3-3*	10-32-4
47	1/21/92	@ Edmonton	L, 2-9	10-33-4
48	1/24/92	Calgary	L, 2-3	10-34-4
49	1/25/92	Edmonton	W, 5-2	11-34-4
50	1/28/92	NY Rangers	L, 2-4	11-35-4
51	1/30/92	St. Louis	L, 2-4	11-36-4
52	2/2/92	@ Winnipeg	L, 0-6	11-37-4
53	2/4/92	Hartford	W, 6-5	12-37-4
54	2/5/92	Chicago	W, 5-2	13-37-4
55	2/9/92	@ Washington	L, 2-6	13-38-4
56	2/12/92	@ Montreal	L, 1-6	13-39-4
57	2/14/92	@ Buffalo	L, 6-7	13-40-4
58	2/15/92	@ Detroit	L, 1-11	13-41-4
59	2/18/92	Washington	L, 2-4	13-42-4
60	2/21/92	Vancouver	L, 3-5	13-43-4
61	2/23/92	Calgary	L, 2-4	13-44-4
62	2/26/92	Quebec	W, 7-4	14-44-4
63	2/28/92	Montreal	T, 3-3*	14-44-5
64	3/1/92	Philadelphia	L, 0-1	14-45-5
65	3/4/92	Los Angeles	L, 3-4	14-46-5
66	3/6/92	Pittsburgh	L, 3-7	14-47-5
67	3/8/92	Toronto	W, 4-1	15-47-5
68	3/10/92	@ Chicago	L, 1-5	15-48-5
69	3/11/92	@ Winnipeg	L, 0-3	15-49-5
70	3/14/92	New Jersey	W, 3-2	16-49-5
71	3/17/92	Detroit	L, 4-5	16-50-5
72	3/19/92	@ Calgary	L, 1-3	16-51-5
73	3/21/92	@ Hartford	W, 5-4	17-51-5
74	3/23/92	@ Boston	L, 6-7	17-52-5
75	3/24/92	@ New Jersey	L, 3-4	17-53-5
76	3/26/92	@ NY Islanders	L, 4-7	17-54-5
77	3/29/92	@ Winnipeg	L, 5-6	17-55-5

PLAY SUSPENDED 4/1 THROUGH 4/11

DUE TO NHL PLAYERS' ASSOCIATION STRIKE

78	4/12/92	@ Edmonton	L, 4-6	17-56-5
79	4/15/92	Calgary	L, 3-4	17-57-5
80	4/16/92	Winnipeg	L, 3-5	17-58-5

*OVERTIME



PLAYOFF HISTORY

ALL-TIME SHARKS SKATER CAREER PLAYOFF LEADERS

GAMES PLAYED			POWER PLAY GOALS		
RANK	PLAYER	GP	RANK	PLAYER	PPG
1	Patrick Marleau	177	1	Patrick Marleau	23
2	Joe Thornton	144	2	Joe Pavelski	22
3	Marc-Edouard Vlasic	142	3	Logan Couture	16
4	Joe Pavelski	134	4	Tomáš Hertl	8
5	Logan Couture	116		Brent Burns	8
6	Justin Braun	84	6	Joe Thornton	7
7	Brent Burns	83		Mike Rathje	7
8	Scott Hannan	76	8	Ulf Dahlen	6
9	Mike Rathje	71	9	Ryane Clowe	5
10	Ryane Clowe	68		Dan Boyle	5
				Vincent Damphousse	5
GOALS			SHORTHANDED GOALS		
RANK	PLAYER	G	RANK	PLAYER	SHG
1	Patrick Marleau	68	1	Patrick Marleau	4
2	Logan Couture	48	2	Vincent Damphousse	3
	Joe Pavelski	48	3	Owen Nolan	2
4	Joe Thornton	25	4	Logan Couture	1
5	Tomáš Hertl	24		Tomáš Hertl	1
6	Brent Burns	20		Tom Pederson	1
7	Ryane Clowe	18		Rob Gaudreau	1
8	Jonathan Cheechoo	16			
9	Vincent Damphousse	15			
	Owen Nolan	15			
ASSISTS			GAME-WINNING GOALS		
RANK	PLAYER	A	RANK	PLAYER	GWG
1	Joe Thornton	90	1	Patrick Marleau	16
2	Logan Couture	53	2	Joe Pavelski	12
3	Joe Pavelski	52	3	Logan Couture	8
4	Patrick Marleau	52	4	Joe Thornton	6
5	Brent Burns	39	5	Tomáš Hertl	5
6	Dan Boyle	37		Owen Nolan	5
7	Marc-Edouard Vlasic	33	7	Joonas Donskoi	4
8	Ryane Clowe	27	8	Devin Setoguchi	3
9	Vincent Damphousse	23		Jonathan Cheechoo	3
10	Igor Larionov	21		Vincent Damphousse	3
POINTS			OVERTIME GOALS		
RANK	PLAYER	P	RANK	PLAYER	OTG
1	Patrick Marleau	120	1	Patrick Marleau	4
2	Joe Thornton	115	2	Devin Setoguchi	3
3	Logan Couture	101		Joe Pavelski	3
4	Joe Pavelski	100	4	Logan Couture	2
5	Brent Burns	59	5	Melker Karlsson	1
6	Dan Boyle	48		Tomáš Hertl	1
7	Ryane Clowe	45		Barclay Goodrow	1
8	Tomáš Hertl	42		Joonas Donskoi	1
9	Marc-Edouard Vlasic	39		Erik Karlsson	1
10	Vincent Damphousse	38		Benn Ferriero	1
				Patrick Rissmiller	1
				Raffi Torres	1
				Niko Dimitrakos	1
				Martin Havlat	1
				Joe Thornton	1
				Andrei Zyuzin	1
				Ray Whitney	1
				Ulf Dahlen	1

Current Sharks listed in **bold**All Sharks postseason skater records [available here](#)

ALL-TIME SHARKS CAREER PLAYOFF LEADERS



Martin Jones

GAMES PLAYED: GOALTENDERS

RANK	GOALTENDER	GP
1	Evgeni Nabokov	80
2	Martin Jones	60
3	Antti Niemi	40
4	Arturs Irbe	20
5	Steve Shields	13
6	Mike Vernon	11
	Vesa Toskala	11
8	Wade Flaherty	7
9	Aaron Dell	4
	Miikka Kiprusoff	4

SAVE PERCENTAGE (min. 10 saves)

RANK	GOALTENDER	SV%
1	Miikka Kiprusoff	.938
2	Martin Jones	.916
3	Evgeni Nabokov	.913
	Mike Vernon	.913
5	Vesa Toskala	.910
6	Antti Niemi	.905
7	Aaron Dell	.891
8	Steve Shields	.883
9	Arturs Irbe	.868
10	Wade Flaherty	.860

WINS

RANK	GOALTENDER	W
1	Evgeni Nabokov	40
2	Martin Jones	32
3	Antti Niemi	19
4	Arturs Irbe	9
5	Vesa Toskala	6
6	Steve Shields	5
7	Mike Vernon	4
8	Wade Flaherty	2
9	Antero Niittymäki	1
	Miikka Kiprusoff	1

GOALS AGAINST AVERAGE (min. 10 games)

RANK	GOALTENDER	GAA
1	Miikka Kiprusoff	1.91
2	Evgeni Nabokov	2.29
3	Martin Jones	2.41
4	Mike Vernon	2.42
5	Vesa Toskala	2.45
6	Antti Niemi	2.79
7	Aaron Dell	3.08
8	Steve Shields	3.33
9	Arturs Irbe	4.12
10	Wade Flaherty	4.93

SHUTOUTS

RANK	GOALTENDER	SO
1	Evgeni Nabokov	7
2	Martin Jones	6
3	Vesa Toskala	1
	Mike Vernon	1

Current Sharks listed in **bold**All Sharks postseason career goaltending records [available here](#)

SHARKS SINGLE-GAME PLAYOFF RECORDS

CURRENT ENTERING THE 2024-25 SEASON

GOALS

MOST GOALS, HOME GAME - 8, 4/16/18 vs. Anaheim (8-1 W)
MOST GOALS, ROAD GAME - 7, 4/30/99 at Colorado (7-3 W)
MOST GOALS AGAINST, HOME GAME - 9, 5/11/95 vs. Calgary (2-9 L)
MOST GOALS AGAINST, ROAD GAME - 8, 5/4/02 at Colorado (2-8 L)
MOST COMBINED GOALS, GAME, HOME - 11 (3 times, most recent - 4/16/10 vs. Colorado [6-5 W, OT])
MOST COMBINED GOALS, GAMES, ROAD - 11, 4/19/11 at Los Angeles (6-5 W)

MOST GOALS FOR, PERIOD, HOME - 5, 4/29/19 vs. Nashville (5-2 W); 3rd period
MOST GOALS FOR, PERIOD, ROAD - 5, 4/19/11 at Los Angeles (6-5 W); 2nd period
MOST GOALS AGAINST, PERIOD, HOME - 5, 4/23/00 vs. St. Louis (2-6 L); 2nd period
MOST GOALS AGAINST, PERIOD, ROAD - 5, 5/6/10 at Detroit (1-7 L); 1st period

FEWEST GOALS, HOME - 0 (8 times, most recent - 5/19/19 vs. St. Louis [0-5 L])
FEWEST GOALS, ROAD - 0 (18 times, most recent - 5/2/19 at Colorado [0-3 L])
FEWEST GOALS AGAINST, HOME - 0 (8 times, most recent - 5/2/18 vs. Vegas [4-0 W])
FEWEST GOALS AGAINST, ROAD - 0 (7 times, most recent - 4/12/18 at Anaheim [3-0 W])
FEWEST COMBINED GOALS, BOTH TEAMS, HOME - 1 (3 times, most recent - 4/16/17 vs. Edmonton [0-1 L])
FEWEST COMBINED GOALS, BOTH TEAMS, ROAD - 1 (6 times, most recent - 4/11/10 at Colorado [0-1 L, OT])

EARLIEST GOAL FOR, START OF GAME - 0:15, 4/18/17 vs. Edmonton (7-0 W); Joe Pavelski
EARLIEST GOAL FOR, START OF 2ND PERIOD - 0:28, 4/30/14 vs. Los Angeles (1-5 L); Matt Irwin
EARLIEST GOAL FOR, START OF 3RD PERIOD - 0:16, 5/23/16 at St. Louis (6-3 W); Joe Pavelski
EARLIEST GOAL FOR, START OF OVERTIME - 1:05, 5/2/08 vs. Dallas (3-2 W, OT); Joe Pavelski
EARLIEST GOAL AGAINST, START OF GAME - 0:20, 5/11/04 vs. Calgary (1-4 L); Marcus Nilson
EARLIEST GOAL AGAINST, START OF 2ND PERIOD - 0:21, 4/23/00 vs. St. Louis (2-6 L); Scott Young
EARLIEST GOAL AGAINST, START OF 3RD PERIOD - 0:12, 5/14/06 vs. Edmonton (3-6 L); Shawn Horcoff
EARLIEST GOAL AGAINST, START OF OVERTIME - 0:51, 4/18/10 at Colorado (0-1 L, OT); Ryan O'Reilly

FASTEST 2 GOALS FOR - :08, 4/30/98 at Dallas (2-3 L); John MacLean, Ron Sutter
FASTEST 3 GOALS FOR - 1:19, 4/29/10 vs. Detroit (4-3 W); Joe Pavelski, Dany Heatley, Devin Setoguchi
FASTEST 4 GOALS FOR - 4:01, 4/23/19 vs. Vegas (5-4 W, OT); Logan Couture, Tomáš Hertl, Logan Couture, Kevin Labanc
FASTEST 2 GOALS AGAINST - :12, 5/4/02 at Colorado (2-8 L); Eric Messier, Dan Hinote
FASTEST 3 GOALS AGAINST - 1:31, 4/26/18 at Vegas (0-7 L); Cody Eakin, Erik Haula, Jonathan Marchessault
FASTEST 4 GOALS AGAINST - 3:01, 4/28/94 at Detroit (1-7 L); Steve Chiasson, Ray Sheppard, Slava Kozlov, Steve Yzerman

MOST CONSECUTIVE GOALS FOR - 7 (2 times, most recent - 4/16/18 vs. Anaheim [8-1 W])
MOST CONSECUTIVE GOALS AGAINST - 7, 4/26/18 at Vegas (0-7 L)

WIDEST MARGIN OF VICTORY, HOME - 7 (2 times, most recent - 4/16/18 vs. Anaheim [8-1 W])
WIDEST MARGIN OF VICTORY, ROAD - 4 (2 times, most recent - 5/17/16 at St. Louis [4-0 W])
WIDEST MARGIN OF DEFEAT, HOME - 7, 5/11/95 vs. Calgary (2-9 L)
WIDEST MARGIN OF DEFEAT, ROAD - 7, 4/26/18 at Vegas (0-7 L)



Logan Couture

SHARKS SINGLE-GAME PLAYOFF RECORDS



Erik Karlsson

SHOTS

MOST SHOTS FOR, GAME, HOME - 52 (3 times, most recent - 4/23/11 vs. Los Angeles [1-3 L])
MOST SHOTS FOR, GAME, ROAD - 62, 5/4/08 at Dallas (1-2 L, 4OT)
MOST SHOTS FACED, GAME, HOME - 49, 5/2/07 vs. Detroit (2-3 L, OT)
MOST SHOTS FACED, GAME, ROAD - 60, 5/19/95 at Calgary (5-4 W, 2OT)
MOST COMBINED SHOTS, GAME, HOME - 89, 5/09/04 vs. Calgary (3-4 L, OT); SJS 52, CGY 37
MOST COMBINED SHOTS, GAME, ROAD - 117, 5/4/08 at Dallas (1-2 L, 4OT); SJS 62, DAL 55)

FEWEST SHOTS FOR, GAME, HOME - 12, 5/25/95 vs. Detroit (2-6 L)
FEWEST SHOTS FOR, GAME, ROAD - 15, 5/21/95 at Detroit (0-6 L)
FEWEST SHOTS FACED, GAME, HOME - 13, 5/22/11 vs. Vancouver (2-4 L)
FEWEST SHOTS FACED, GAME, ROAD - 10, 4/15/08 at Calgary (3-2 W)
FEWEST COMBINED SHOTS, GAME, HOME - 38 (2 times, most recent - 5/19/16 [3-0 W]; SJS 16, STL 22)
FEWEST COMBINED SHOTS, GAME, ROAD - 37, 4/30/00 at Dallas (0-1 L); SJS 18, DAL 19)

MOST SHOTS, PERIOD, HOME - 27, 4/10/08 vs. Calgary (2-0 W); 2nd period
MOST SHOTS, PERIOD, ROAD - 23, 4/22/14 at Los Angeles (4-3 W, OT); 3rd period
MOST SHOTS, OT, HOME - 14 (2 times, most recent - 4/23/19 vs. Vegas [5-4 W, OT]; 18:19)
MOST SHOTS, OT, ROAD - 31, 5/4/08 at Dallas (1-2 L, 4OT); 69:03
MOST SHOTS FACED, PERIOD, HOME - 20, 5/19/19 vs. St. Louis (0-5 L); 2nd period
MOST SHOTS FACED, PERIOD, ROAD - 21, 5/23/95 at Detroit (2-6 L); 1st period
MOST SHOTS FACED, OT, HOME - 12 (2 times, most recent - 5/2/07 vs. Detroit [2-3 L, OT]; 16:04)
MOST SHOTS FACED, OT, ROAD - 32, 5/4/08 at Dallas (1-2 L, 4OT); 69:03

FEWEST SHOTS, PERIOD, HOME - 2 (5 times, most recent - 5/8/19 vs. Colorado [3-2 W]; 3rd period)
FEWEST SHOTS, PERIOD, ROAD - 2 (4 times, most recent - 4/16/19 at Vegas [0-5 L]; 3rd period)
FEWEST SHOTS, OT, HOME - 0, 4/25/08 vs. Dallas (2-3 L, OT); 4:39
FEWEST SHOTS, OT, ROAD - 0, 5/12/94 at Toronto (2-3 L, OT); 8:53

LARGEST MARGIN OUTSHOOTING, HOME - 30 (2 times, most recent - 4/23/11 vs. Los Angeles [1-3 L])
LARGEST MARGIN OUTSHOOTING, ROAD - 34, 4/18/10 at Colorado (0-1 L, OT)
LARGEST MARGIN OUTSHOT, HOME - 24, 5/25/95 vs. Detroit (2-6 L)
LARGEST MARGIN OUTSHOT, ROAD - 30 (2 times, most recent - 4/21/19 at Vegas [2-1 W, 2OT])

SHARKS SINGLE-GAME PLAYOFF RECORDS

SPECIAL TEAMS

MOST PPG FOR, GAME, HOME - 4 (3 times, most recent - 4/23/19 vs. Vegas [5-4 W, OT])
MOST PPG FOR, GAME, ROAD - 3, 4/23/06 at Nashville (3-0 W)
MOST PPG AGAINST, GAME, HOME - 3 (3 times, most recent - 4/6/12 vs. St. Louis [3-4 L])
MOST PPG AGAINST, GAME, ROAD - 4 (2 times, most recent - 4/21/06 at Nashville [3-4 L])
MOST COMBINED PPG, GAME, HOME - 5 (2 times, most recent - 4/16/18 vs. Anaheim [8-1 W]; SJS 4, ANA 1)
MOST COMBINED PPG, GAME, ROAD - 5 (2 times, most recent - 5/18/11 at Vancouver [3-7 L]; SJS 2, VAN 3)

MOST PP ATTEMPTS FOR, GAME, HOME - 14, 4/26/98 vs. Dallas (4-1 W)
MOST PP ATTEMPTS FOR, GAME, ROAD - 10, 4/23/06 at Nashville (3-0 W)
MOST PP ATTEMPTS AGAINST, GAME, HOME - 9, 4/23/00 vs. St. Louis (2-6 L)
MOST PP ATTEMPTS AGAINST, GAME, ROAD - 15, 4/24/98 at Dallas (2-5 L)
MOST COMBINED PP ATTEMPTS, GAME, HOME - 20, 4/10/04 vs. St. Louis [3-1 W]; SJS 13, STL 7)
MOST COMBINED PP ATTEMPTS, GAME, ROAD - 19 (2 times, most recent - 4/23/06 at Nashville [3-0 W]; SJS 10, NSH 9)

MOST SHG FOR, GAME - 2, 4/30/99 at Colorado (7-3 W); Vincent Damphousse (2)
MOST SHG AGAINST, GAME - 2 (5 times, most recent - 4/12/19 vs. Vegas [3-5 L]; Colin Miller, William Karlsson)
MOST SHG FOR, PERIOD - 2, 4/30/99 at Colorado (7-3 W); Vincent Damphousse (2), 3rd period
MOST SHG AGAINST, PERIOD - 2 (2 times, most recent - 5/11/95 vs. Calgary [2-9 L]; Mike Sullivan, Rod Stern, 1st period)

MOST PENALTIES FOR, GAME, HOME - 15, 5/6/94 vs. Toronto (4-2 W); 57 PIM
MOST PENALTIES FOR, GAME, ROAD - 21, 4/24/98 at Dallas (2-5 L); 72 PIM
MOST PENALTIES FOR OPPONENT, GAME, HOME - 20, 4/26/98 vs. Dallas (4-1 W); 75 PIM
MOST PENALTIES FOR OPPONENT, GAME, ROAD - 16, 4/14/12 at St. Louis (0-3 L); 68 PIM
MOST COMBINED PENALTIES, GAME, HOME - 33, 5/6/94 vs. Toronto (5-2 W); SJS 15, TOR 18
MOST COMBINED PENALTIES, GAME, ROAD - 33, 4/24/98 at Dallas (2-5 L); SJS 21, DAL 12
FEWEST PENALTIES FOR, GAME, HOME - 0, 5/16/10 vs. Chicago (1-2 L); 0 PIM
FEWEST PENALTIES FOR, GAME, ROAD - 1 (5 times, most recent - 5/15/19 at St. Louis [5-4 W]; 2 PIM)
FEWEST PENALTIES FOR OPPONENT, GAME, HOME - 2 (4 times, most recent - 5/13/19 vs. St. Louis [2-4 L]; 4 PIM)
FEWEST PENALTIES FOR OPPONENT, GAME, ROAD - 1 (6 times, most recent - 5/21/19 at St. Louis [1-5 L]; 2 PIM)
FEWEST COMBINED PENALTIES, GAME, HOME - 3 (4 times, most recent - 5/6/18 vs. Vegas [0-3 L]; SJS 1, VGK 2)
FEWEST COMBINED PENALTIES, GAME, ROAD - 3 (2 times, most recent - 6/1/16 at Pittsburgh [1-2 L, OT]; SJS 2, PIT 1)

MOST PIM FOR, GAME, HOME - 75, 4/26/98 vs. Dallas (4-1 W); 20 penalties
MOST PIM FOR, GAME, ROAD - 68 (4/14/12 at St. Louis (0-3 L); 16 penalties
MOST COMBINED PIM, GAME, HOME - 125, 5/6/94 vs. Toronto (5-2 W); SJS 57, TOR 68
MOST COMBINED PIM, GAME, ROAD - 132, 4/14/12 at St. Louis (0-3 L); SJS 64, STL 68
FEWEST COMBINED PIM, GAME, HOME - 6 (4 times, most recent - 5/6/18 vs. Vegas [0-3 L]; SJS 2, VGK 4)
FEWEST COMBINED PIM, GAME, ROAD - 6 (2 times, most recent - 6/1/16 at Pittsburgh [1-2 L, OT]; SJS 4, PIT 2)

MOST CONSECUTIVE GAMES SCORING PPG - 5 (2 times, most recent - 5/6/10 at Detroit thru 5/21/10 at Chicago)
MOST CONSECUTIVE GAMES ALLOWING PPG - 8, 4/12/00 thru 4/25/00 vs. St. Louis, 4/28/00 vs. Dallas
MOST CONSECUTIVE GAMES NOT SCORING PPG - 6, 4/21/01 thru 4/21/01 vs. St. Louis
MOST CONSECUTIVE GAMES NOT ALLOWING PPG - 5, 5/4/19 thru 5/8/19 vs. Colorado, 5/11/19 thru 5/13/19 vs. St. Louis

MOST CONSECUTIVE CHANCES NOT SCORING PPG - 23, 4/12/01 (1st period) thru 4/21/01 (3rd period) vs. St. Louis
MOST CONSECUTIVE CHANCES NOT ALLOWING PPG - 20, 4/22/04 (2nd period) vs. Colorado thru 5/04/04 (2nd period) at Colorado



SHARKS SINGLE-GAME PLAYOFF RECORDS



Joe Thornton and Barclay Goodrow

INDIVIDUAL

MOST POINTS, GAME - 4 (6 times, most recent - Brent Burns [1-3=4]; 4/26/19 vs. Colorado [5-2 W])
MOST GOALS, GAME - 3 (6 times, most recent - Logan Couture, 4/30/19 at Colorado [4-2 W])
MOST ASSISTS, GAME - 3 (22 times, most recent - Brent Burns, 4/26/19 vs. Colorado [5-2 W])
MOST PPG, GAME - 2 (9 times, most recent - Logan Couture, 4/23/19 vs. Vegas [5-4 W, OT])
MOST SHG, GAME - 2, Vincent Damphousse, 4/30/99 at Colorado (7-3 W)
MOST SHOTS, GAME - 11 (2 times, most recent - Joe Pavelski, 4/30/14 vs. Los Angeles [1-5 L])
MOST PENALTIES, GAME - 6, Ben Eager, 5/18/11 at Vancouver (3-7 L); 20 PIM
MOST PIM, GAME - 24, Owen Nolan, 4/24/98 at Dallas (2-5 L); 5 penalties
BEST PLUS/MINUS, GAME - +4 (7 times, most recent - Brent Burns and Marc-Edouard Vlasic, 4/26/19 vs. Colorado [5-2 W])
WORST PLUS/MINUS, GAME - -6, Craig Janney, 5/11/95 vs. Calgary (2-9 L)

MOST CONSECUTIVE GAMES, GOAL - 5, Joe Pavelski (8 goals), 4/20/10 at Colorado thru 5/2/10 vs. Detroit
MOST CONSECUTIVE GAMES, ASSIST - 7 (2 times, most recent - Joe Thornton [8 assists], 4/16/07 vs. Nashville thru 5/2/07 vs. Detroit)
MOST CONSECUTIVE GAMES, POINT - 8 (3 times, most recent - Patrick Marleau [7-3=10], 5/2/10 vs. Detroit thru 5/23/10 at Chicago)

MOST POINTS, PERIOD - 4, Kevin Labanc (1-3=4), 4/23/19 vs. Vegas (5-4 W, OT); 3rd period
MOST GOALS, PERIOD - 2 (22 times, most recent - Logan Couture, 5/13/19 vs. St. Louis [2-4 L]; 2nd period)
MOST ASSISTS, PERIOD - 3 (3 times, most recent - Kevin Labanc, 4/23/19 vs. Vegas [5-4 W, OT]; 3rd period)
MOST PPG, PERIOD - 2 (2 times, most recent - Logan Couture, 4/23/19 vs. Vegas [5-4 W, OT]; 3rd period)
MOST SHG, PERIOD - 2, Vincent Damphousse, 4/30/99 at Colorado (7-3 W); 3rd period
MOST SHOTS, PERIOD - 8, Joe Pavelski, 5/2/10 vs. Detroit (4-3 W); 3rd period
MOST PENALTIES, PERIOD - 4, Ben Eager (16 PIM), 5/18/11 at Vancouver (3-7 L); 3rd period
MOST PIM, PERIOD - 20, Owen Nolan (3 penalties), 4/24/98 at Dallas (2-5 L); 3rd period
FASTEST 2 GOALS FOR - 1:34, Patrick Marleau, 4/22/04 vs. Colorado (5-2 W)
FASTEST 3 GOALS FOR - 22:21, Patrick Marleau, 4/22/04 vs. Colorado (5-2 W)

MOST POINTS BY OPPONENT, GAME - 6, Johan Franzen (4-2=6), 5/6/10 at Detroit (1-7 L)
MOST GOALS BY OPPONENT, GAME - 4 (2 times, most recent - Johan Franzen, 5/6/10 at Detroit [1-7 L])
MOST ASSISTS BY OPPONENT, GAME - 4 (5 times, most recent - Henrik Sedin, 5/22/11 vs. Vancouver [2-4 L])
MOST PPG BY OPPONENT, GAME - 2 (6 times, most recent - Troy Brouwer, 5/21/16 vs. St. Louis [3-6 L])
MOST SHG BY OPPONENT, GAME - 1 (numerous times, most recent - William Karlsson and Colin Miller, 4/12/19 vs. Vegas [3-5 L])
MOST SHOTS BY OPPONENT, GAME - 11, Kevin Shattenkirk, 4/12/12 at St. Louis (3-2 W, 2OT)
MOST PENALTIES BY OPPONENT, GAME - 6 (2 times, most recent - Chris Simon, 5/13/04 at Calgary [3-0 W]; 23 penalty minutes)
MOST PIM BY OPPONENT, GAME - 23, Chris Simon (6 penalties), 5/13/04 at Calgary (3-0 W)
BEST PLUS/MINUS BY OPPONENT, GAME - +6, Theo Fleury, 5/11/95 vs. Calgary (2-9 L)
WORST PLUS/MINUS BY OPPONENT, GAME - -4 (6 times, most recent - Alexander Kerfoot, 4/26/19 vs. Colorado [5-2 W])

MOST POINTS BY OPPONENT, PERIOD - 4 (2 times, most recent - Johan Franzen [3-1=4], 5/6/17 at Detroit [1-7 L]; 1st period)
MOST GOALS BY OPPONENT, PERIOD - 3, Johan Franzen, 5/6/10 at Detroit (1-7 L); 1st period
MOST ASSISTS BY OPPONENT, PERIOD - 3 (5 times, most recent - Colton Parayko, 5/15/19 at St. Louis [5-4 W, OT]; 2nd period)
MOST PPG BY OPPONENT, PERIOD - 2, Sami Salo, 5/22/11 vs. Vancouver (2-4 L); 2nd period
MOST SHG BY OPPONENT, PERIOD - 1 (numerous times, most recent - William Karlsson, 4/12/19 vs. Vegas [3-5 L])
MOST SHOTS BY OPPONENT, PERIOD - 6 (4 times, most recent - Alex Pietrangelo, 4/21/12 vs. St. Louis [1-3 L]; 2nd period)
MOST PENALTIES BY OPPONENT, PERIOD - 4 (4 times, most recent - Chris Simon [23 PIM], 5/13/04 at Calgary [3-0 W]; 3rd period)
MOST PIM BY OPPONENT, PERIOD - 22, Jarome Iginla (3 penalties), 5/13/04 at Calgary (3-0 W); 3rd period
FASTEST 2 GOALS BY OPPONENT - 0:16, Sami Salo, 5/22/11 vs. Vancouver (2-4 L)
FASTEST 3 GOALS BY OPPONENT - 3:26, Johan Franzen, 5/6/10 at Detroit (1-7 L)
FASTEST 4 GOALS BY OPPONENT - 39:43, Johan Franzen, 5/6/10 at Detroit (1-7 L)

SHARKS SINGLE-GAME PLAYOFF RECORDS

GOALTENDERS

MOST TOI, GAME - 129:03, Evgeni Nabokov, 5/4/08 at Dallas (1-2 L, 4OT)

FEWEST GOALS AGAINST, GAME - 0 (15 times, most recent - Martin Jones, 5/2/18 vs. Vegas [4-0 W])

MOST GOALS AGAINST, GAME - 8 (2 times, most recent - Evgeni Nabokov, 5/4/02 at Colorado [2-8 L])

MOST SHOTS FACED, GAME - 60, Wade Flaherty, 5/19/95 at Calgary (5-4 W, 2OT)

FEWEST SHOTS FACED, GAME - 10, Evgeni Nabokov, 4/15/08 at Calgary (3-2 W)

MOST SAVES, GAME - 58, Martin Jones, 4/21/19 at Vegas (2-1 W, 2OT)

MOST POINTS, GAME - 1 (6 times, most recent - Martin Jones [0-1=1], 5/21/19 at St. Louis [1-5 L])

MOST PENALTIES, GAME - 1 (4 times, most recent - Evgeni Nabokov, 5/16/04 at Calgary [4-1 W]; 2 PIM)

MOST PIM, GAME - 10, Arturs Irbe, 5/15/95 at Calgary (0-5 L); 1 penalty

MOST SHOTS FACED, PERIOD - 21, Arturs Irbe, 5/23/95 at Detroit (2-6 L); 1st period

FEWEST SHOTS FACED, PERIOD (Min. 18 minutes) - 0, Miikka Kiprusoff, 4/16/01 vs. St. Louis (3-6 L)

LONGEST SHUTOUT STREAK - 178:14, Evgeni Nabokov, 4/24/02 vs. Colorado (1st period) thru 4/28/04 at Colorado (OT, 5:15)

MOST TOI BY OPPONENT, GAME - 129:03, Marty Turco, 5/4/08 at Dallas (1-2 L, 4OT)

FEWEST GOALS AGAINST, GAME STARTED - 0 (23 times, most recent - Jordan Binnington, 5/19/19 vs. St. Louis [0-5 L])

MOST GOALS AGAINST, GAME - 7, Jonathan Quick, 4/20/14 at Los Angeles (7-2 W)

MOST SHOTS FACED, GAME - 62, Marty Turco, 5/4/08 at Dallas (1-2 L, 4OT)

FEWEST SHOTS FACED, GAME STARTED - 12, Mike Vernon, 5/25/95 vs. Detroit (1-6 L)

MOST SAVES, GAME - 61, Marty Turco, 5/4/08 at Dallas (1-2 L, 4OT)

MOST POINTS, GAME - 1 (9 times, most recent - Philipp Grubauer [0-1=1], 4/28/19 vs. Colorado [3-4 L])

MOST PENALTIES, GAME - 2 (2 times, most recent - Ed Belfour, 5/5/00 vs. Dallas [4-5 L]; 4 PIM)

MOST PIM, GAME - 12, Ed Belfour, 4/26/98 vs. Dallas (4-1 W); 2 penalties

MOST SHOTS FACED, PERIOD - 27, Miikka Kiprusoff, 4/10/08 vs. Calgary (2-0 W); 2nd period

FEWEST SHOTS FACED, PERIOD (Min. 18 minutes) - 2 (9 times, most recent - Philipp Grubauer, 5/8/19 vs. Colorado [3-2 W])



SHARKS PLAYOFF SERIES HISTORY



PLAYOFFS OVERALL							
SERIES	WON	LOST	GP	W	L	GF	GA
41	20	21	241	119	122	631	691

PLAYOFF RECORD BY OPPONENT

ANAHEIM DUCKS								
SERIES	RESULT	GP	W	L	GF	GA	PP	PK
2017-18 FR	W	4	4	0	16	4	6/20	10/12
2008-09 WQF	L	6	2	4	10	18	4/24	18/23
TOTALS	1-1	10	6	4	26	22	10/44	28/35

ARIZONA/PHOENIX COYOTES								
SERIES	RESULT	GP	W	L	GF	GA	PP	PK
2001-02 WQF	W	5	4	1	13	7	2/24	24/25
TOTALS	1-0	5	4	1	13	7	2/24	24/25

CALGARY FLAMES								
SERIES	RESULT	GP	W	L	GF	GA	PP	PK
2007-08 WQF	W	7	4	3	19	17	6/31	16/22
2003-04 WCF	L	6	2	4	12	16	3/25	21/23
1994-95 WQF	W	7	4	3	26	35	6/31	24/31
TOTALS	2-1	20	10	10	57	68	15/87	61/76

CHICAGO BLACKHAWKS								
SERIES	RESULT	GP	W	L	GF	GA	PP	PK
2009-10 WCF	L	4	0	4	7	13	4/13	10/12
TOTALS	0-1	4	0	4	7	13	4/13	10/12

COLORADO AVALANCHE								
SERIES	RESULT	GP	W	L	GF	GA	PP	PK
2018-19 SR	W	7	4	3	20	18	2/20	21/23
2009-10 WQF	W	6	4	2	19	11	5/26	13/15
2003-04 WSF	W	6	4	2	14	7	4/25	24/27
2001-02 WSF	L	7	3	4	21	25	3/21	19/23
1998-99 WQF	L	6	2	4	17	19	7/41	35/42
TOTALS	3-2	32	17	15	91	80	21/133	112/130

SHARKS PLAYOFF SERIES HISTORY

DALLAS STARS

SERIES	RESULT	GP	W	L	GF	GA	PP	PK
2007-08 WSF	L	6	2	4	11	15	2/25	17/22
1999-00 WQF	L	5	1	4	7	15	4/28	16/21
1997-98 WSF	L	6	2	4	12	16	6/36	31/38
TOTALS	0-3	17	5	12	30	46	12/89	64/81

DETROIT RED WINGS

SERIES	RESULT	GP	W	L	GF	GA	PP	PK
2010-11 WSF	W	7	4	3	18	18	5/28	24/28
2009-10 WSF	W	5	4	1	15	17	6/31	19/23
2006-07 WSF	L	6	2	4	9	13	2/27	20/25
1994-95 WSF	L	4	0	4	6	24	3/17	9/15
1993-94 WQF	W	7	4	3	21	27	6/36	30/35
TOTALS	3-2	29	14	15	69	99	22/139	102/126

EDMONTON OILERS

SERIES	RESULT	GP	W	L	GF	GA	PP	PK
2016-17 FR	L	6	2	4	14	12	5/26	14/16
2005-06 WSF	L	6	2	4	12	19	2/35	24/29
TOTALS	0-2	12	4	8	26	31	7/61	38/45

LOS ANGELES KINGS

SERIES	RESULT	GP	W	L	GF	GA	PP	PK
2015-16 FR	W	5	4	1	16	11	5/21	11/14
2013-14 FR	L	7	3	4	22	26	4/32	6/24
2012-13 WSF	L	7	3	4	10	14	4/26	15/20
2010-11 WQF	W	6	4	2	20	20	2/23	19/24
TOTALS	2-2	25	14	11	68	71	15/102	51/82

NASHVILLE PREDATORS

SERIES	RESULT	GP	W	L	GF	GA	PP	PK
2015-16 SR	W	7	4	3	25	17	8/21	17/20
2006-07 WQF	W	5	4	1	16	14	2/30	19/22
2005-06 WQF	W	5	4	1	17	10	9/37	26/34
TOTALS	3-0	17	12	5	48	41	19/88	62/76

PITTSBURGH PENGUINS

SERIES	RESULT	GP	W	L	GF	GA	PP	PK
2015-16 SCF	L	6	2	4	12	15	1/12	10/13
TOTALS	L	6	2	4	12	15	1/12	10/13

ST. LOUIS BLUES

SERIES	RESULT	GP	W	L	GF	GA	PP	PK
2018-19 WCF	L	6	2	4	15	23	2/13	16/21
2015-16 WCF	W	6	4	2	22	13	4/21	13/17
2011-12 WQF	L	5	1	4	8	14	2/17	12/18
2003-04 WQF	W	5	4	1	12	9	3/31	23/24
2000-01 WQF	L	6	2	4	11	16	0/22	22/27
1999-00 WQF	W	7	4	3	20	22	6/35	31/39
TOTALS	3-3	35	17	18	88	97	17/139	117/146

SHARKS PLAYOFF SERIES HISTORY

TORONTO MAPLE LEAFS

SERIES	RESULT	GP	W	L	GF	GA	PP	PK
1993-94 WSF	L	7	3	4	21	26	3/38	18/26
TOTALS	0-1	7	3	4	21	26	3/38	18/26

VANCOUVER CANUCKS

SERIES	RESULT	GP	W	L	GF	GA	PP	PK
2012-13 WQF	W	4	4	0	15	8	7/24	8/10
2010-11 WCF	L	5	1	4	13	20	7/22	15/24
TOTALS	1-1	9	5	4	28	28	14/46	23/34

VEGAS GOLDEN KNIGHTS

SERIES	RESULT	GP	W	L	GF	GA	PP	PK
2018-19 FR	W	7	4	3	23	25	8/34	21/29
2017-18 SR	L	6	2	4	14	22	5/27	22/28
TOTALS	1-1	13	6	7	37	47	13/61	43/57



YEAR-BY-YEAR PLAYOFF RESULTS

SEASON	PLAYOFF SERIES	RESULT
2018-19	First Round	San Jose (#2 seed) defeated Vegas (#3 seed), 4-3
	Second Round	San Jose (#2 seed) defeated Colorado (WC2 seed), 4-3
	Western Conference Final	San Jose (#2 seed) was defeated by St. Louis (#3 seed), 4-2
2017-18	First Round	San Jose (#3 seed) defeated Anaheim (#2 seed), 4-0
	Second Round	San Jose (#3 seed) was defeated by Vegas (#1 seed), 4-2
2016-17	First Round	San Jose (#3 seed) was defeated by Edmonton, 4-2
2015-16	First Round	San Jose (#3 seed) defeated Los Angeles (#2 seed), 4-1
	Second Round	San Jose (#3 seed) defeated Nashville (WC1 seed), 4-3
	Western Conference Final	San Jose (#3 seed) defeated St. Louis (#2 seed), 4-2
	Stanley Cup Final	San Jose (#3 seed) was defeated by Pittsburgh (#2 seed), 4-2
2013-14	Western Conference First Round	San Jose (#2 seed) was defeated by Los Angeles (#3 seed), 4-3
2012-13	Western Conference Quarterfinals	San Jose (#6 seed) defeated Vancouver (#3 seed), 4-0
	Western Conference Semifinals	San Jose (#6 Seed) was defeated by Los Angeles (#5 seed), 4-3
2011-12	Western Conference Quarterfinals	San Jose (#7 seed) was defeated by St. Louis (#7 seed), 4-1
2010-11	Western Conference Quarterfinals	San Jose (#2 seed) defeated Los Angeles (#7 seed), 4-2
	Western Conference Semifinals	San Jose (#2 seed) defeated Detroit (#3 seed), 4-3
	Western Conference Finals	San Jose (#2 seed) was defeated by Vancouver (#1 seed), 4-1
2009-10	Western Conference Quarterfinals	San Jose (#1 seed) defeated Colorado (#8 seed), 4-2
	Western Conference Semifinals	San Jose (#1 seed) defeated Detroit (#5 seed), 4-1
	Western Conference Finals	San Jose (#1 seed) was defeated by Chicago (#2 seed), 4-0
2008-09	Western Conference Quarterfinals	San Jose (#1 seed) was defeated by Anaheim (#8 seed), 4-2
2007-08	Western Conference Quarterfinals	San Jose (#2 seed) defeated Calgary (#7 seed), 4-3
	Western Conference Semifinals	San Jose (#2 seed) was defeated by Dallas (#5 seed), 4-2
2006-07	Western Conference Quarterfinals	San Jose (#5 seed) defeated Nashville (#4 seed), 4-1
	Western Conference Semifinals	San Jose (#5 seed) was defeated by Detroit (#1 seed), 4-2
2005-06	Western Conference Quarterfinals	San Jose (#5 seed) defeated Nashville (#4 seed), 4-1
	Western Conference Semifinals	San Jose (#5 seed) was defeated by Edmonton (#8 seed), 4-2
2003-04	Western Conference Quarterfinals	San Jose (#2 seed) defeated St. Louis (#7 seed), 4-1
	Western Conference Semifinals	San Jose (#2 seed) defeated Colorado (#4 seed), 4-2
	Western Conference Finals	San Jose (#2 seed) was defeated by Calgary (#6 seed), 4-2
2001-02	Western Conference Quarterfinals	San Jose (#3 seed) defeated Phoenix (#6 seed), 4-1
	Western Conference Semifinals	San Jose (#3 seed) was defeated by Colorado (#2 seed), 4-3
2000-01	Western Conference Quarterfinals	San Jose (#5 seed) was defeated by St. Louis (#4 seed), 4-2
1999-00	Western Conference Quarterfinals	San Jose (#8 seed) defeated St. Louis (#1 seed), 4-3
	Western Conference Semifinals	San Jose (#8 seed) was defeated by Dallas (#2 seed), 4-1
1997-98	Western Conference Quarterfinals	San Jose (#7 seed) was defeated by Colorado (#2 seed), 4-2
1994-95	Western Conference Quarterfinals	San Jose (#7 seed) defeated Calgary (#2 seed), 4-3
	Western Conference Semifinals	San Jose (#7 seed) was defeated by Detroit (#1 seed), 4-0
1993-94	Western Conference Quarterfinals	San Jose (#8 seed) defeated Detroit (#1 seed), 4-3
	Western Conference Semifinals	San Jose (#8 seed) was defeated by Toronto (#3 seed), 4-3



Joe Thornton

SHARKS OVERTIME PLAYOFF GAMES

ALL-TIME RECORD: 26-24

Home: 11-10 | Road: 15-14

Bold indicates current Sharks player

DATE	SERIES/GAME #	OPPONENT	SITE	GWG	TIME	SCORE	SERIES WINNER
5/5/19	WCF/3	STL	Enterprise Center	Erik Karlsson	5:23	5-4 W	STL, 4-2
5/6/19	SR/6	COL	Pepsi Center	Gabriel Landeskog	2:32	3-4 L	SJS, 4-3
4/23/19	FR/7	VGK	SAP Center	Barclay Goodrow	18:19	5-4 W	SJS, 4-3
4/21/19	FR/6	VGK	T-Mobile Arena	Tomáš Hertl	11:17 2OT	2-1 W	SJS, 4-3
4/30/18	SR/3	VGK	SAP Center	William Karlsson	8:17	3-4 L	VGK, 4-2
4/28/18	SR/2	VGK	T-Mobile Arena	Logan Couture	5:13 2OT	4-3 W	VGK, 4-2
4/20/17	FR/5	EDM	Rogers Place	David Desharnais	18:15	3-4 L	EDM, 4-2
4/12/17	FR/1	EDM	Rogers Place	Melker Karlsson	3:22	3-2 W	EDM, 4-2
6/4/16	SCF/3	PIT	SAP Center	Joonas Donskoi	12:18	3-2 W	PIT, 4-2
6/1/16	SCF/2	PIT	CONSOL Energy Center	Conor Sheary	2:35	1-2 L	PIT, 4-2
5/9/16	SR/6	NSH	Bridgestone Arena	Viktor Arvidsson	2:03	3-4 L	SJS, 4-3
5/5/16	SR/4	NSH	Bridgestone Arena	Mike Fisher	11:12 3OT	3-4 L	SJS, 4-3
4/18/16	FR/3	LAK	SAP Center	Tanner Pearson	3:47	1-2 L	SJS, 4-1
4/22/14	FR/3	LAK	Staples Center	Patrick Marleau	6:20	4-3 W	LAK, 4-3
5/23/13	WSF/3	LAK	HP Pavilion	Logan Couture	1:29	2-1 W	LAK, 4-3
5/7/13	WQF/4	VAN	HP Pavilion	Patrick Marleau	13:18	4-3 W	SJS, 4-0
5/3/13	WQF/2	VAN	Rogers Arena	Raffi Torres	5:31	3-2 W	SJS, 4-0
4/12/12	WQF/1	STL	Scottrade Center	Martin Havlat	3:34 2OT	3-2 W	STL, 4-1
5/24/11	WCF/5	VAN	Rogers Arena	Kevin Bieksa	10:18 2OT	2-3 L	VAN, 4-1
5/4/11	WSF/3	DET	Joe Louis Arena	Devin Setoguchi	9:21	4-3 W	SJS, 4-3
4/29/11	WSF/1	DET	HP Pavilion	Benn Ferriero	7:03	2-1 W	SJS, 4-3
4/25/11	WQF/6	LAK	Staples Center	Joe Thornton	2:22	4-3 W	SJS, 4-2
4/19/11	WQF/3	LAK	Staples Center	Devin Setoguchi	3:09	6-5 W	SJS, 4-2
4/14/11	WQF/1	LAK	HP Pavilion	Joe Pavelski	14:44	3-2 W	SJS, 4-2
5/21/10	WCF/3	CHI	United Center	Dustin Byfuglien	12:24	2-3 L	CHI, 4-0
5/4/10	WSF/3	DET	Joe Louis Arena	Patrick Marleau	7:07	4-3 W	SJS, 4-1
4/20/10	WQF/4	COL	Pepsi Center	Joe Pavelski	10:24	2-1 W	SJS, 4-2
4/18/10	WQF/3	COL	Pepsi Center	Ryan O'Reilly	0:51	0-1 L	SJS, 4-2
4/16/10	WQF/2	COL	HP Pavilion	Devin Setoguchi	5:22	6-5 W	SJS, 4-2
4/25/09	WQF/5	ANA	HP Pavilion	Patrick Marleau	6:02	3-2 W	ANA, 4-2
5/4/08	WSF/6	DAL	American Airlines Center	Brendan Morrow	9:03 4OT	1-2 L	DAL, 4-2
5/2/08	WSF/5	DAL	HP Pavilion	Joe Pavelski	1:05	3-2 W	DAL, 4-2
4/29/08	WSF/3	DAL	American Airlines Center	Mattias Norstrom	4:37	1-2 L	DAL, 4-2
4/25/08	WSF/1	DAL	HP Pavilion	Brendan Morrow	4:39	2-3 L	DAL, 4-2
5/2/07	WSF/4	DET	HP Pavilion	Mathieu Schneider	16:04	2-3 L	DET, 4-2
4/11/07	WQF/1	NSH	Nashville Arena	Patrick Rissmiller	8:14 2OT	5-4 W	SJS, 4-1
5/10/06	WSF/3	EDM	Rexall Place	Shawn Horcoff	2:24 3OT	2-3 L	EDM, 4-2
5/9/04	WCF/1	CGY	HP Pavilion	Steve Montador	18:43	3-4 L	CGY, 4-2
5/1/04	WSF/5	COL	HP Pavilion	Joe Sakic	1:54	1-2 L	SJS, 4-2
4/28/04	WSF/4	COL	Pepsi Center	Joe Sakic	5:15	0-1 L	SJS, 4-2
4/8/04	WQF/1	STL	HP Pavilion	Niko Dimitrakos	9:16	1-0 W	SJS, 4-1
5/13/02	WSF/6	COL	Compaq Center	Peter Forsberg	2:47	1-2 L	COL, 4-3
4/21/01	WQF/5	STL	Savvis Center	Bryce Salvador	9:54	2-3 L	STL, 4-2
5/3/99	WQF/6	COL	San Jose Arena	Milan Hejduk	13:12	2-3 L	COL, 4-2
4/24/99	WQF/2	COL	San Jose Arena	Milan Hejduk	7:53	1-2 L	COL, 4-2
5/2/98	WQF/6	DAL	San Jose Arena	Mike Keane	3:43	2-3 L	DAL, 4-2
4/28/98	WQF/4	DAL	San Jose Arena	Andrei Zyuzin	6:31	1-0 W	DAL, 4-2
5/19/95	WQF/7	CGY	Saddledome	Ray Whitney	1:54 2OT	5-4 W	SJS, 4-3
5/9/95	WQF/2	CGY	Saddledome	Ulf Dahlen	12:21	5-4 W	SJS, 4-3
5/12/94	WSF/6	TOR	Maple Leaf Gardens	Mike Gartner	8:53	2-3 L	TOR 4-3

SHARKS PLAYOFF HAT TRICKS (6)

Bold indicates current Sharks player

DATE	SERIES/GAME #	OPPONENT	SITE	SCORER	SCORE	SERIES WINNER
4/30/19	SR/3	COL	Pepsi Center	Logan Couture	4-2 W	SJS, 4-3
5/4/11	WSF/3	DET	Joe Louis Arena	Devin Setoguchi	4-3 W OT	SJS, 4-3
4/27/06	WQF/4	NSH	HP Pavilion	Patrick Marleau	5-4 W	SJS, 4-1
4/22/04	WSF/1	COL	HP Pavilion	Patrick Marleau	5-2 W	SJS, 4-2
4/10/04	WQF/2	STL	HP Pavilion	Patrick Marleau	3-1 W	SJS, 4-1
5/6/94	WSF/3	TOR	San Jose Arena	Ulf Dahlen	5-2 W	TOR, 4-3

SHARKS PLAYOFF SHUTOUTS (15)

DATE	SERIES/GAME #	OPPONENT	SITE	GOALTENDER	SAVES	SCORE	SERIES WINNER
5/2/18	SR/4	VGK	SAP Center	Martin Jones	34	4-0	VGK, 4-2
4/12/18	FR/1	ANA	Honda Center	Martin Jones	25	3-0	SJS, 4-0
4/18/17	FR/4	EDM	SAP Center	Martin Jones	23	7-0	EDM, 4-2
5/19/16	WCF/3	STL	SAP Center	Martin Jones	22	3-0	SJS, 4-2
5/17/16	WCF/2	STL	Scottrade Center	Martin Jones	26	4-0	SJS, 4-2
5/12/16	SR/7	NSH	SAP Center	Martin Jones	20	5-0	SJS, 4-3
4/22/10	WQF/5	COL	HP Pavilion	Evgeni Nabokov	28	5-0	SJS, 4-2
4/10/08	WQF/2	CGY	HP Pavilion	Evgeni Nabokov	21	2-0	SJS, 4-3
4/26/07	WSF/1	DET	Joe Louis Arena	Evgeni Nabokov	34	2-0	DET, 4-2
4/23/06	WQF/2	NSH	Gaylord Entertainment Center	Vesa Toskala	25	3-0	SJS, 4-1
5/13/04	WCF/3	CGY	Pengrowth Saddledome	Evgeni Nabokov	34	3-0	CGY, 4-2
4/26/04	WSF/3	COL	Pepsi Center	Evgeni Nabokov	33	1-0	SJS, 4-2
4/9/04	WQF/1	STL	HP Pavilion	Evgeni Nabokov	26	1-0 OT	SJS, 4-1
4/14/01	WQF/2	STL	Savvis Center	Evgeni Nabokov	28	1-0	STL, 4-2
4/28/98	WQF/4	DAL	San Jose Arena	Mike Vernon	26	1-0 OT	DAL, 4-2



Evgeni Nabokov

SHARKS PLAYOFF SCORING LEADERS BY YEAR

Bold indicates current Sharks player

YEAR	GOALS	ASSISTS	POINTS	PIM
2018-19	Logan Couture (14)	Erik Karlsson (14)	Logan Couture (20)	Evander Kane (61)
2017-18	Tomáš Hertl (6)	Logan Couture (8)	Logan Couture (12)	Brenden Dillon (32)
2016-17	Patrick Marleau (3)	Marc-Edouard Vlasic (3) Brent Burns Joel Ward	Patrick Marleau (4) Joe Pavelski Joel Ward	Brent Burns (6) Melker Karlsson
2015-16	Joe Pavelski (14)	Logan Couture (20)	Logan Couture (30)	Tommy Wingels (21)
2013-14	Patrick Marleau (3)	Patrick Marleau (4)	Patrick Marleau (7)	Andrew Desjardins (31) Joe Pavelski James Sheppard Dan Boyle
2012-13	Logan Couture (5) Patrick Marleau	Joe Pavelski (8) Joe Thornton	Joe Pavelski (12)	Brent Burns (8)
2011-12	Joe Thornton (2) Martin Havlat	Logan Couture (3) Joe Thornton Ryan Clowe	Joe Thornton (5)	Douglas Murray (19)
2010-11	Logan Couture (7) Patrick Marleau Devin Setoguchi	Joe Thornton (14)	Joe Thornton (17)	Ben Eager (41)
2009-10	Joe Pavelski (9)	Dan Boyle (12)	Joe Pavelski (17)	Ryan Clowe (28)
2008-09	Patrick Marleau (2) Dan Boyle	Joe Thornton (4)	Joe Thornton (17)	Jeremy Roenick (12)
2007-08	Ryan Clowe (5) Joe Pavelski	Joe Thornton (8)	Joe Thornton (10)	Craig Rivet (16)
2006-07	Ryane Clowe (4) Milan Michalek	Joe Thornton (10)	Joe Thornton (11)	Scott Hannan (33)
2005-06	Patrick Marleau (9)	Joe Thornton (7)	Patrick Marleau (14)	Ville Nieminen (24)
2003-04	Patrick Marleau (8)	Niko Dimitrakos (8)	Vincent Damphousse (14)	Jason Marshall (25)
2001-02	Patrick Marleau (6) Owen Nolan Vincent Damphousse Niklas Sundstrom	Mike Ricci (6) Todd Harvey Scott Hannan Marcus Ragnarsson	Patrick Marleau (11)	Vincent Damphousse (12)
2000-01	Scott Thornton (3) Mike Ricci Niklas Sundstrom	Stephane Matteau (3)	Stephane Matteau (4)	Bill Lindsay (16)
1999-00	Owen Nolan (8)	Vincent Damphousse (7)	Owen Nolan (10)	Vincent Damphousse (16)
1998-99	Vincent Damphousse (2) Bill Houlder	Jeff Norton (7)	Jeff Norton (7)	Jeff Friesen (14)
1997-98	John MacLean (2) Owen Nolan	Bernie Nicholls (5)	John MacLean (5)	Owen Nolan (26)
1994-95	Ulf Dahlen (5) Mike Rathje	Igor Larionov (8)	Ulf Dahlen (9)	Joff Odgers (23)
1993-94	Sergei Makarov (8)	Igor Larionov (13)	Igor Larionov (18)	Jayson More (32)

SHARKS PLAYOFF SCORING LEADERS BY YEAR

Bold indicates current Sharks player

YEAR	GAMES PLAYED	WINS	SAVES	GAA (min. 120 MINS)	SVP (min. 120 MINS)
2018-19	Martin Jones (20)	Martin Jones (10)	Martin Jones (509)	Martin Jones (3.02)	Martin Jones (.898)
2017-18	Martin Jones (10)	Martn Jones (6)	Martin Jones (282)	Martin Jones (2.26)	Martin Jones (.928)
2016-17	Martin Jones (6)	Martin Jones (2)	Martin Jones (157)	Martin Jones (1.75)	Martin Jones (.935)
2015-16	Martin Jones (24)	Martin Jones (14)	Martin Jones (631)	Martin Jones (2.16)	Martin Jones (.923)
2013-14	Antti Niemi (6)	Antti Niemi (3)	Antti Niemi (145)	Antti Niemi (3.74)	Antti Niemi (.884)
2012-13	Antti Niemi (11)	Antti Niemi (7)	Antti Niemi (277)	Antti Niemi (1.87)	Antti Niemi (.930)
2011-12	Antti Niemi (5)	Antti Niemi (1)	Antti Niemi (138)	Antti Niemi (2.45)	Antti Niemi (.914)
2010-11	Antti Niemi (18)	Antti Niemi (8)	Antti Niemi (538)	Antti Niemi (3.22)	Antti Niemi (.896)
2009-10	Evgeni Nabokov (15)	Evgeni Nabokov (8)	Evgeni Nabokov (369)	Evgeni Nabokov (2.56)	Evgeni Nabokov (.907)
2008-09	Evgeni Nabokov (6)	Evgeni Nabokov (2)	Evgeni Nabokov (155)	Evgeni Nabokov (2.82)	Evgeni Nabokov (.890)
2007-08	Evgeni Nabokov (13)	Evgeni Nabokov (6)	Evgeni Nabokov (333)	Evgeni Nabokov (.218)	Evgeni Nabokov (.907)
2006-07	Evgeni Nabokov (11)	Evgeni Nabokov(6)	Evgeni Nabokov (323)	Evgeni Nabokov (2.23)	Evgeni Nabokov (.920)
2005-06	Vesa Toskala (11)	Vesa Toskala (6)	Vesa Toskala (311)	Vesa Toskala (2.45)	Vesa Toskala (.910)
2003-04	Evgeni Nabokov (17)	Evgeni Nabokov (10)	Evgeni Nabokov (431)	Evgeni Nabokov (1.71)	Evgeni Nabokov (.935)
2001-02	Evgeni Nabokov (12)	Evgeni Nabokov (7)	Evgeni Nabokov (291)	Evgeni Nabokov (2.61)	Evgeni Nabokov (.904)
2000-01	Evgeni Nabokov (4)	Evgeni Nabokov (1)	Evgeni Nabokov (93)	Miikka Kiprusoff (2.01)	Miikka Kiprusoff (.937)
1999-00	Steve Shields (12)	Steve Shields (5)	Steve Shields (287)	Steve Shields (3.10)	Steve Shields (.889)
1998-99	Mike Vernon (5)	Mike Vernon (2)	Mike Vernon (172)	Mike Vernon (2.43)	Mike Vernon (.924)
1997-98	Mike Vernon (6)	Mike Vernon (2)	Mike Vernon (124)	Mike Vernon (2.41)	Mike Vernon (.899)
1994-95	Wade Flaherty (7)	Wade Flaherty (2)	Wade Flaherty (190)	Wade Flaherty (4.93)	Wade Flaherty (.860)
1993-94	Arturs Irbe (14)	Arturs Irbe (7)	Arturs Irbe (349)	Arturs Irbe (3.72)	Arturs Irbe (.875)



Antti Niemi

SHARKS WHEN FACING ELIMINATION



Patrick Marleau

OVERALL RECORD: 16-21 | HOME RECORD: 10-7 | ROAD RECORD: 6-14

DATE	OPPONENT	SITE	ROUND/GAME #	SCORE	GWG
5/21/19	STL	Enterprise Center	WCF/#6	1-5 L	Tarasenko
5/8/19	COL	SAP Center	SR/#7	3-2 W	Donskoi
4/23/19	VGK	SAP Center	FR/#7	5-4 W OT	Goodrow
4/21/19	VGK	T-Mobile Center	FR/#6	2-1 W 2OT	Hertl
4/18/19	VGK	SAP Center	FR/#5	5-2 W	Goodrow
5/6/18	VGK	SAP Center	SR/#6	0-3 L	Marchessault
4/22/17	EDM	SAP Center	FR/#6	1-3 L	Slepyshev
6/12/16	PIT	SAP Center	SCF/#6	1-3 L	Letang
6/9/16	PIT	CONSOL Energy Center	SCF/#5	4-2 W	Karlsson
5/12/16	NSH	SAP Center	SR/#7	5-0 W	Pavelski
4/30/14	LAK	SAP Center	FR/#7	1-5 L	Kopitar
5/28/13	LAK	Staples Center	WSF/#7	1-2 L	Williams
5/26/13	LAK	HP Pavilion	WSF/#6	2-1 W	Galiardi
4/21/12	STL	Scottrade Center	WQF/#5	1-3 L	Perron
5/24/11	VAN	Rogers Arena	WCF/#5	2-3 L 2OT	Bieksa
5/12/11	DET	HP Pavilion	WSF/#7	3-2 W	Marleau
5/23/10	CHI	United Center	WCF/#4	2-4 L	Byfuglien
4/27/09	ANA	Honda Center	WQF/#6	1-4 L	Selanne
4/25/09	ANA	HP Pavilion	WQF/#5	3-2 W OT	Marleau
5/4/08	DAL	American Airlines Center	WSF/#6	1-2 L 4OT	Morrow
5/2/08	DAL	HP Pavilion	WSF/#5	3-2 W OT	Pavelski
4/30/08	DAL	American Airlines Center	WSF/#4	2-1 W	Michalek
4/22/08	CGY	HP Pavilion	WQF/#7	5-3 W	Pavelski
5/7/07	DET	HP Pavilion	WSF/#6	0-2 L	Samuelsson
5/17/06	EDM	Rexall Place	WSF/#6	0-2 L	Horcoff
5/19/04	CGY	Pengrowth Saddledome	WCF/#6	1-3 L	Gelinas
5/15/02	COL	Pepsi Center	WSF/#7	0-1 L	Forsberg
4/21/01	STL	Compaq Center at San Jose	WQF/#6	1-2 L	Demitra
5/7/00	DAL	Reunion Arena	WSF/#5	1-4 L	Thornton
4/25/00	STL	Kiel Center	WQF/#7	3-1 W	Nolan
5/3/99	COL	San Jose Arena	WQF/#6	2-3 L OT	Hejduk
5/2/98	DAL	San Jose Arena	WQF/#6	2-3 L OT	Keane
5/27/95	DET	San Jose Arena	WSF/#4	2-6 L	Brown
5/19/95	CGY	Saddledome	WQF/#7	5-4 W OT	Whitney
5/17/95	CGY	San Jose Arena	WQF/#6	5-3 W	Janney
5/14/94	TOR	Maple Leaf Gardens	WSF/#7	2-4 L	Osborne
4/30/94	DET	Joe Louis Arena	WQF/#7	3-2 W	Baker

SHARKS WITH A CHANCE TO CLINCH

OVERALL RECORD: 20-22 | HOME RECORD: 9-15 | ROAD RECORD: 11-7

DATE	OPPONENT	SITE	ROUND/GAME #	SCORE	GWG
5/8/19	COL	SAP Center	SR/#7	3-2 W	Donskoi
5/6/19	COL	Pepsi Center	SR/#6	3-4 L OT	Landeskog
4/23/19	VGK	SAP Center	FR/#7	5-4 W OT	Goodrow
4/18/18	ANA	SAP Center	FR/#4	2-1 W	Hertl
5/25/16	STL	SAP Center	WCF/#6	5-2 W	Ward
5/12/16	NSH	SAP Center	SR/#7	5-0 W	Pavelski
5/9/16	NSH	Bridgestone Arena	SR/#6	3-4 L OT	Arvidsson
4/22/16	LAK	Staples Center	FR/#5	6-3 W	Donskoi
4/30/14	LAK	SAP Center	FR/#7	1-5 L	Kopitar
4/28/14	LAK	Staples Center	FR/#6	1-4 L	Williams
4/26/14	LAK	SAP Center	FR/#5	0-3 L	Toffoli
4/24/14	LAK	Staples Center	FR/#4	3-6 L	Toffoli
5/28/13	LAK	Staples Center	WSF/#7	1-2 L	Williams
5/7/13	VAN	HP Pavilion	WQF/#4	4-3 W	Marleau
5/12/11	DET	HP Pavilion	WSF/#7	3-2 W	Marleau
5/10/11	DET	Joe Louis Arena	WSF/#6	1-3 L	Filppula
5/8/11	DET	HP Pavilion	WSF/#5	3-4 L	Holmstrom
5/6/11	DET	Joe Louis Arena	WSF/#4	3-4 L	Helm
4/25/11	LAK	Staples Center	WQF/#6	4-3 W	Thornton
4/23/11	LAK	HP Pavilion	WQF/#5	1-3 L	Clifford
5/8/10	DET	HP Pavilion	WSF/#5	2-1 W	Marleau
5/6/10	DET	Joe Louis Arena	WSF/#4	1-7 L	Zetterberg
4/24/10	COL	Pepsi Center	WQF/#6	5-2 W	Pavelski
4/22/08	CGY	HP Pavilion	WQF/#7	5-3 W	Pavelski
4/20/08	CGY	Pengrowth Saddledome	WQF/#6	0-2 L	Nolan
4/20/07	NSH	NSH Arena	WQF/#5	3-2 W	Marleau
4/30/06	NSH	Gaylord Entertainment Center	WQF/#5	2-1 W	Marleau
5/4/04	COL	Pepsi Center	WSF/#6	3-1 W	Goc
5/1/04	COL	HP Pavilion	WSF/#5	1-2 L OT	Sakic
4/28/04	COL	Pepsi Center	WSF/#4	0-1 L OT	Sakic
4/15/04	STL	HP Pavilion	WQF/#5	3-1 W	Smith
5/15/02	COL	Pepsi Center	WSF/#7	0-1 L	Forsberg
5/13/02	COL	Compaq Center	WSF/#6	1-2 L	Forsberg
4/26/02	PHX	Compaq Center	WQF/#5	4-1 W	Graves
4/25/00	STL	Kiel Center	WQF/#7	3-1 W	Nolan
4/23/00	STL	San Jose Arena	WQF/#6	2-6 L	Hecht
4/21/00	STL	Kiel Center	WQF/#5	3-5 L	Pronger
5/19/95	CGY	Saddledome	WQF/#7	5-4 W OT	Whitney
5/14/94	TOR	Maple Leaf Gardens	WSF/#7	2-4 L	Osborne
5/12/94	TOR	Maple Leaf Gardens	WSF/#6	2-3 L OT	Gartner
4/30/94	DET	Joe Louis Arena	WQF/#7	3-2 W	Baker
4/28/94	DET	Joe Louis Arena	WQF/#6	1-7 L	Chiasson

SHARKS PLAYOFF RECORD BY GAME OF SERIES

GAME ONE

Overall: 23-18 | Home: 12-7 | Road: 11-11

Bold indicates current Sharks player

DATE	OPPONENT	ROUND	LOCATION	SCORE	OT	GWG	GOALTENDERS (SJ/OPP)
5/11/19	STL	WCF	SAP Center	6-3 W	-	Meier	Jones/Binnington
4/26/19	COL	SR	SAP Center	5-2 W	-	Labanc	Jones/Grubauer
4/10/19	VGK	FR	SAP Center	5-2 W	-	Vlasic	Jones/Fleury
4/26/18	VGK	SR	T-Mobile Arena	0-7 L	-	Eakin	JONES-Dell/Fleury
4/12/18	ANA	FR	Honda Center	3-0 W	-	Kane	Jones/Gibson
4/12/17	EDM	FR	Rogers Place	3-2 W (OT)	3:22	Karlsson	Jones/Talbot
5/30/16	PIT	SCF	CONSOL Energy Center	2-3 L	-	Bonino	Jones/Murray
5/15/16	STL	WCF	Scottrade Center	1-2 L	-	Lehtera	Jones/Elliott
4/29/16	NSH	SR	SAP Center	5-2 W	-	Ward	Jones/RINNE-Hutton
4/14/16	LAK	FR	Staples Center	4-3 W	-	Pavelski	Jones/Quick
4/17/14	LAK	FR	SAP Center	6-3 W	-	Torres	Niemi/QUICK-Jones
5/14/13	LAK	WSF	Staples Center	0-2 L	-	Voynov	Niemi/Quick
5/1/13	VAN	WQF	Rogers Arena	3-1 W	-	Boyle	Niemi/Luongo
4/12/12	STL	WQF	Scottrade Center	3-2 W (2 OT)	23:34	Havlat	Niemi/Halak
5/15/11	VAN	WCF	Rogers Arena	2-3 L	-	H. Sedin	Niemi/Luongo
4/29/11	DET	WSF	HP Pavilion	2-1 W (OT)	7:03	Ferriero	Niemi/Howard
4/14/11	LAK	WQF	HP Pavilion	3-2 W (OT)	14:44	Pavelski	Niemi/Quick
5/16/10	CHI	WCF	HP Pavilion	1-2 L	-	Byfuglien	Nabokov/Niemi
4/29/10	DET	WSF	HP Pavilion	4-3 W	-	Pavelski	Nabokov/Howard
4/14/10	COL	WQF	HP Pavilion	1-2 L	-	Stewart	Nabokov/Anderson
4/16/09	ANA	WQF	HP Pavilion	0-2 L	-	S. Niedermayer	Nabokov/Hiller
4/25/08	DAL	WSF	HP Pavilion	2-3 L (OT)	4:39	Morrow	Nabokov/Turco
4/9/08	CGY	WQF	HP Pavilion	2-3 L	-	Yelle	Nabokov/Kiprusoff
4/26/07	DET	WSF	Joe Louis Arena	2-0 W	-	Carle	Nabokov/Hasek
4/11/07	NSH	WQF	Nashville Arena	5-4 W (2 OT)	28:14	Rissmiller	Nabokov/Vokoun
5/7/06	EDM	WSF	HP Pavilion	2-1 W	-	Ehrhoff	Toskala/Roloson
4/21/06	NSH	WQF	Gaylord Entertainment Center	3-4 L	-	Hall	Toskala/Mason
5/9/04	CGY	WCF	HP Pavilion	3-4 L (OT)	18:43	Montador	Nabokov/Kiprusoff
4/22/04	COL	WSF	HP Pavilion	5-2 W	-	Hannan	Nabokov/AEBISCHER-Salo
4/8/04	STL	WQF	HP Pavilion	1-0 W (OT)	9:16	Dimitrakos	Nabokov/Osgood
5/1/02	COL	WSF	Pepsi Center	6-3 W	-	Marleau	Nabokov/Roy
4/12/02	PHX	WQF	Compaq Center	2-1 W	-	Marleau	Nabokov/Burke
4/12/01	STL	WQF	Savvis Center	1-3 L	-	Young	Nabokov/Turek
4/28/00	DAL	WSF	Reunion Arena	0-4 L	-	Gavey	Shields/Belfour
4/12/00	STL	WQF	Kiel Center	3-5 L	-	Pronger	Shields/Turek
4/24/99	COL	WQF	San Jose Arena	1-3 L	-	Ozolinsh	Vernon/Roy
4/22/98	DAL	WQF	Reunion Arena	1-4 L	--	Lind	Vernon/Belfour
5/21/95	DET	WSF	Joe Louis Arena	0-6 L	-	Ciccarelli	Flaherty/Vernon
5/7/95	CGY	WQF	Saddledome	5-4 W	-	Baker	Irbe/Tabaracci-KIDD
5/2/94	TOR	WSF	Maple Leaf Gardens	3-2 W	-	Garpenlov	Irbe/Potvin
4/8/94	DET	WQF	Joe Louis Arena	5-4 W	-	Kroupa	Irbe/Essensa

SHARKS PLAYOFF RECORD BY GAME OF SERIES

GAME TWO

Overall: 18-23 | Home: 9-10 | Road: 9-13

Bold indicates current Sharks player

DATE	OPPONENT	ROUND	LOCATION	SCORE	OT	GWG	GOALTENDERS (SJ/OPP)
5/13/19	STL	WCF	SAP Center	2-4 L	-	Bortuzzo	Jones/Binnington
4/28/19	COL	SR	SAP Center	3-4 L	-	MacKinnon	Jones/Grubauer
4/12/19	VGK	FR	SAP Center	3-5 L	-	Stone	Jones-DELL/Fleury
4/28/18	VGK	SR	T-Mobile Arena	4-3 W (2 OT)	25:13	Couture	Jones/Fleury
4/14/18	ANA	FR	Honda Center	3-2 W	-	Hertl	Jones/Gibson
4/14/17	EDM	FR	Rogers Place	0-2 L	-	McDavid	Jones/Talbot
6/1/16	PIT	SCF	CONSOL Energy Center	1-2 L (OT)	2:35	Sheary	Jones/Murray
5/17/16	STL	WCF	Scottrade Center	4-0 W	-	Wingles	Jones/Elliott
5/1/16	NSH	SR	SAP Center	3-2 W	-	Thornton	Jones/Rinne
4/16/16	LAK	FR	Staples Center	2-1 W	-	Couture	Jones/Quick
4/20/14	LAK	FR	SAP Center	7-2 W	-	Braun	Niemi/QUICK-Jones
5/16/13	LAK	WSF	Staples Center	3-4 L	-	Lewis	Niemi/Quick
5/3/13	VAN	WQF	Rogers Arena	3-2 W (OT)	5:31	Torres	Niemi/Luongo
4/14/12	STL	WQF	Scottrade Center	0-3 L	-	Sobotka	Niemi/HALAK-Elliott
5/18/11	VAN	WCF	Rogers Arena	3-7 L	-	Higgins	NIEMI-Niittymaki/Luongo
5/1/11	DET	WSF	HP Pavilion	2-1 W	-	Wallin	Niemi/Howard
4/16/11	LAK	WQF	HP Pavilion	0-4 L	-	Johnson	Niemi/Quick
5/18/10	CHI	WCF	HP Pavilion	2-4 L	-	Toews	Nabokov/Niemi
5/2/10	DET	WSF	HP Pavilion	4-3 W	-	Thornton	Nabokov/Howard
4/16/10	COL	WQF	HP Pavilion	6-5 W (OT)	5:22	Setoguchi	Nabokov/Anderson
4/19/09	ANA	WQF	HP Pavilion	2-3 L	-	Miller	Nabokov/Hiller
4/27/08	DAL	WSF	HP Pavilion	2-5 L	-	Modano	NABOKOV-Boucher/Turco
4/10/08	CGY	WQF	HP Pavilion	2-0 W	-	Pavelski	Nabokov/Kiprusoff
4/28/07	DET	WSF	Joe Louis Arena	2-3 L	-	Datsyuk	Nabokov/Hasek
4/13/07	NSH	WQF	Nashville Arena	2-5 L	-	Dumont	Nabokov/Vokoun
5/8/06	EDM	WSF	HP Pavilion	2-1 W	-	J. Thornton	Toskala/Roloson
4/23/06	NSH	WQF	Gaylord Entertainment Center	3-0 W	-	Cheechoo	Toskala/Mason
5/11/04	CGY	WCF	HP Pavilion	1-4 L	-	Donovan	Nabokov/Kiprusoff
4/24/04	COL	WSF	HP Pavilion	4-1 W	-	Marleau	Nabokov/Aebischer
4/10/04	STL	WQF	HP Pavilion	3-1 W	-	Marleau	Nabokov/OSGOOD-Davis
5/4/02	COL	WSF	Pepsi Center	2-8 L	-	Forsberg	NABOKOV-Kiprusoff/Roy
4/20/02	PHX	WQF	Compaq Center	1-3 L	-	Briere	Nabokov/Burke
4/14/01	STL	WQF	Savvis Center	1-0 W	-	Thornton	Nabokov/Turek
4/30/00	DAL	WSF	Reunion Arena	0-1 L	-	Modano	Shields/Belfour
4/15/00	STL	WQF	Kiel Center	4-2 W	-	Ricci	Shields/Turek
4/26/99	COL	WQF	San Jose Arena	1-2 L (OT)	7:53	Hejduk	Vernon/Roy
4/24/98	DAL	WQF	Reunion Arena	2-5 L	-	Verbeek	VERNON-Hrudey/Belfour
5/23/95	DET	WSF	Joe Louis Arena	2-6 L	-	Yzerman	Irbe/Vernon
5/9/95	CGY	WQF	Saddledome	5-4 W (OT)	12:21	Dahlen	Irbe/Kidd
5/4/94	TOR	WSF	Maple Leaf Gardens	1-5 L	-	Gartner	Irbe/Potvin
4/20/94	DET	WQF	Joe Louis Arena	0-4 L	-	Burr	Irbe/Osgood

SHARKS PLAYOFF RECORD BY GAME OF SERIES

GAME THREE

Overall: 25-16 | Home: 14-8 | Road: 11-8

Bold indicates current Sharks player

DATE	OPPONENT	ROUND	LOCATION	SCORE	OT	GWG	GOALTENDERS (SJ/OPP)
5/15/19	STL	WCF	Enterprise Center	5-4 W (OT)	5:23	E. Karlsson	Jones/Binnington
4/30/19	COL	SR	Pepsi Center	4-2 W	-	Couture	Jones/Grubauer
4/14/19	VGK	FR	T-Mobile Arena	3-6 L	-	Stastny	Jones/Fleury
5/30/18	VGK	SR	SAP Center	3-4 L (OT)	8:17	Karlsson	Jones/Fleury
4/16/18	ANA	FR	SAP Center	8-1 W	-	Donskoi	Jones/GIBSON-Miller
4/16/17	EDM	FR	SAP Center	0-1 L	-	Kassian	Jones/Talbot
6/4/16	PIT	SCF	SAP Center	3-2 W (OT)	12:18	Donskoi	Jones/Murray
5/19/16	STL	WCF	SAP Center	3-0 W	-	Hertl	Jones/ELLIOTT-Allen
5/3/16	NSH	SR	Bridgestone Arena	1-4 L	-	Weber	Jones/Rinne
4/18/16	LAK	FR	SAP Center	1-2 L (OT)	3:47	Pearson	Jones/Quick
4/22/14	LAK	FR	Staples Center	4-3 W (OT)	6:20	Marleau	Niemi/Quick
5/18/13	LAK	WSF	HP Pavilion	2-1 W (OT)	1:29	Couture	Niemi/Quick
5/5/13	VAN	WQF	HP Pavilion	5-2 W	-	Couture	Niemi/SCHNEIDER-Luongo
4/16/12	STL	WQF	HP Pavilion	3-4 L	-	Steen	Niemi/Elliott
5/20/11	VAN	WCF	HP Pavilion	4-3 W	-	Boyle	Niemi/Luongo
5/4/11	DET	WSF	Joe Louis Arena	4-3 W (OT)	9:21	Setoguchi	Niemi/Howard
4/19/11	LAK	WQF	Staples Center	6-5 W (OT)	3:09	Setoguchi	Niemi-NIITTYMAKI/Quick
5/21/10	CHI	WCF	United Center	2-3 L (OT)	12:24	Byfuglien	Nabokov/Niemi
5/4/10	DET	WSF	Joe Louis Arena	4-3 W (OT)	7:07	Marleau	Nabokov/Howard
4/18/10	COL	WQF	Pepsi Center	0-1 L (OT)	0:54	O'Reilly	Nabokov/Anderson
4/21/09	ANA	WQF	Honda Center	4-3 W	-	Marleau	Nabokov/Hillier
4/29/08	DAL	WSF	American Airlines Center	1-2 L (OT)	4:37	Norstrom	Nabokov/Turco
4/13/08	CGY	WQF	Pengrowth Saddledome	3-4 L	-	Nolan	Nabokov/Kiprusoff-JOSEPH
4/30/07	DET	WSF	HP Pavilion	2-1 W	-	Cheechoo	Nabokov/Hasek
4/16/07	NSH	WQF	HP Pavilion	3-1 W	-	Clowe	Nabokov/Vokoun
5/10/06	EDM	WSF	Rexall Place	2-3 L (3 OT)	42:24	Horcoff	Toskala/Roloson
4/25/06	NSH	WQF	HP Pavilion	4-1 W	-	Bernier	Toskala/Mason
5/13/04	CGY	WCF	Pengrowth Saddledome	3-0 W	-	Damphousse	Nabokov/Kiprusoff
4/26/04	COL	WSF	Pepsi Center	1-0 W	-	Damphousse	Nabokov/Aebischer
4/12/04	STL	WQF	Savvis Center	1-4 L	-	Drake	Nabokov/Osgood
5/6/02	COL	WSF	Compaq Center	6-4 W	-	Marleau	Nabokov/Roy
4/22/02	PHX	WQF	America West Arena	4-1 W	-	Graves	Nabokov/Burke
4/16/01	STL	WQF	Compaq Center	3-6 L	-	Drake	NABOKOV-Kiprusoff/Turek
5/2/00	DAL	WSF	San Jose Arena	2-1 W	-	Nolan	Shields/Belfour
4/17/00	STL	WQF	San Jose Arena	2-1 W	-	Nolan	Shields/Turek
4/28/99	COL	WQF	McNichols Arena	4-2 W	-	Sturm	Vernon/Roy
4/26/98	DAL	WQF	San Jose Arena	4-1 W	-	Nolan	Vernon-BELFOUR/Fernandez
5/25/95	DET	WSF	San Jose Arena	2-6 L	-	S. Kozlov	Flaherty/Vernon
5/11/95	CGY	WQF	San Jose Arena	2-9 L	-	Sullivan	IRBE-Flaherty/Kidd
5/6/94	TOR	WSF	San Jose Arena	5-2 W	-	Dahlen	Irbe/POTVIN-Rhodes
4/22/94	DET	WQF	San Jose Arena	2-3 L	-	Burr	Irbe/Osgood

SHARKS PLAYOFF RECORD BY GAME OF SERIES

GAME FOUR

Overall: 20-21 | Home: 12-10 | Road: 8-11

Bold indicates current Sharks player | *Denotes result clinched series

DATE	OPPONENT	ROUND	LOCATION	SCORE	OT	GWG	GOALTENDERS (SJ/OPP)
5/17/19	STL	WCF	Enterprise Center	1-2 L	-	Bozak	Jones/Binnington
5/2/19	COL	SR	Pepsi Center	0-3 L	-	MacKinnon	Jones/Grubauer
4/16/19	VGK	FR	T-Mobile Arena	0-5 L	-	Pacioretty	JONES-Dell/Fleury
5/2/18	VGK	SR	SAP Center	4-0 W	-	Sorensen	Jones/Fleury
4/18/18	ANA	FR	SAP Center	2-1 W*	-	Hertl	Jones/Gibson
4/18/17	EDM	FR	SAP Center	7-0 W	-	Pavelski	Jones/TALBOT-Brossoit
6/6/16	PIT	SCF	SAP Center	1-3 L	-	Malkin	Jones/Murray
5/21/16	STL	WCF	SAP Center	3-6 L	-	Brodziak	JONES-Reimer/Allen
5/5/16	NSH	SR	Bridgestone Arena	3-4 L (3 OT)	51:12	Fisher	Jones/Rinne
4/20/16	LAK	FR	SAP Center	3-2 W	-	Marleau	Jones/Quick
4/24/14	LAK	FR	Staples Center	3-6 L	-	Toffoli	NIEMI-Stalock/Quick
5/21/13	LAK	WSF	HP Pavilion	2-1 W	-	Couture	Niemi/Quick
5/7/13	VAN	WQF	HP Pavilion	4-3 W (OT)*	13:18	Marleau	Niemi/Schneider
4/19/12	STL	WQF	HP Pavilion	1-2 L	-	McDonald	Niemi/Elliott
5/22/11	VAN	WCF	HP Pavilion	2-4 L	-	Salo	Niemi/Luongo
5/6/11	DET	WSF	Joe Louis Arena	3-4 L	-	Helm	Niemi/Howard
4/21/11	LAK	WQF	Staples Center	6-3 W	-	Thornton	Niemi/Quick
5/23/10	CHI	WCF	United Center	2-4 L*	-	Byfuglien	Nabokov/Niemi
5/6/10	DET	WSF	Joe Louis Arena	1-7 L	-	Zetterberg	NABOKOV-Greiss/Howard
4/20/10	COL	WQF	Pepsi Center	2-1 W (OT)	10:24	Pavelski	Nabokov/Anderson
4/23/09	ANA	WQF	Honda Center	0-4 L	-	Ryan	Nabokov/Hiller
4/30/08	DAL	WSF	American Airlines Center	2-1 W	-	Michalek	Nabokov/Turco
4/15/08	CGY	WQF	Pengrowth Saddledome	3-2 W	-	Thornton	Nabokov/Kiprusoff
5/2/07	DET	WSF	HP Pavilion	2-3 L (OT)	16:04	Schneider	Nabokov/Hasek
4/18/07	NSH	WQF	HP Pavilion	3-2 W	-	Michalek	Nabokov/Vokoun
5/12/06	EDM	WSF	Rexall Place	3-6 L	-	J. Smith	Toskala/Roloson
4/27/06	NSH	WQF	HP Pavilion	5-4 W	-	Marleau	Toskala/Mason
5/16/04	CGY	WCF	Pengrowth Saddledome	4-1 W	-	Damphousse	Nabokov/KIPRUSOFF-Turek
4/28/04	COL	WSF	Pepsi Center	0-1 L (OT)	5:15	Sakic	Nabokov/Aebischer
4/13/04	STL	WQF	Savvis Center	4-3 W	-	Korolyuk	Nabokov/Osgood
5/8/02	COL	WSF	Compaq Center	1-4 L	-	Sakic	Nabokov/Roy
4/24/02	PHX	WQF	America West Arena	2-1 W	-	Ricci	Nabokov/Burke
4/17/01	STL	WQF	Compaq Center	3-2 W	-	Nolan	Kiprusoff/Turek
5/5/00	DAL	WSF	San Jose Arena	4-5 L	-	Nieuwendyk	Shields/Belfour
4/19/00	STL	WQF	San Jose Arena	3-2 W	-	Suter	Shields/Turek
4/30/99	COL	WQF	McNichols Arena	7-3 W	-	Korolyuk	Vernon/ROY-Billington
4/28/98	DAL	WQF	San Jose Arena	1-0 W (OT)	6:31	Zyuzin	Vernon/Belfour
5/27/95	DET	WSF	San Jose Arena	2-6 L	-	Brown	Flaherty/Vernon
5/13/95	CGY	WQF	San Jose Arena	4-6 L	-	Reichel	Irbe/Kidd
5/8/94	TOR	WSF	San Jose Arena	3-8 L	-	Clark	IRBE-Waite/Potvin
4/23/94	DET	WQF	San Jose Arena	4-3 W	-	Makarov	Irbe/Osgood

SHARKS PLAYOFF RECORD BY GAME OF SERIES

GAME FIVE

Overall: 18-19 | Home: 12-7 | Road: 6-12

Bold indicates current Sharks player | *Denotes result clinched series

DATE	OPPONENT	ROUND	LOCATION	SCORE	OT	GWG	GOALTENDERS (SJ/OPP)
5/19/19	STL	WCF	SAP Center	0-5 L	-	Sundqvist	Jones/Binnington
5/4/19	COL	SR	SAP Center	2-1 W	-	Hertl	Jones/Grubauer
4/18/19	VGK	FR	SAP Center	5-2 W	-	Goodrow	Jones/Fleury
5/4/18	VGK	SR	T-Mobile Arena	3-5 L	-	Tuch	JONES-Dell/Fleury
4/20/17	EDM	FR	Rogers Place	3-4 L (OT)	18:15	Desharnais	Jones/Talbot
6/9/16	PIT	SCF	CONSOL Energy Center	4-2 W	-	Karlsson	Jones/Murray
5/23/16	STL	WCF	Scottrade Center	6-3 W	-	Pavelski	Jones/Allen
5/7/16	NSH	SR	SAP Center	5-1 W	-	Pavelski	Jones/RINNE-Hutton
4/22/16	LAK	FR	Staples Center	6-3 W*	-	Donskoi	Jones/Quick
4/26/14	LAK	FR	SAP Center	0-3 L	-	Toffoli	NIEMI-Stalock/Quick
5/23/13	LAK	WSF	Staples Center	0-3 L	-	Kopitar	Niemi/Quick
4/21/12	STL	SQF	Scottrade Center	1-3 L*	-	Perron	Niemi/Elliott
5/24/11	VAN	WCF	Rogers Arena	2-3 L (2 OT)*	30:18	Bieksa	Niemi/Luongo
5/8/11	DET	WSF	HP Pavilion	3-4 L	-	Holmstrom	Niemi/Howard
4/23/11	LAK	WQF	HP Pavilion	1-3 L	-	Clifford	NIEMI-Niittymaki/Quick
5/8/10	DET	WSF	HP Pavilion	2-1 W*	-	Marleau	Nabokov/Howard
4/22/10	COL	WQF	HP Pavilion	5-0 W	-	Couture	Nabokov/ANDERSON-Budaj
4/25/09	ANA	WQF	HP Pavilion	3-2 W (OT)	6:02	Marleau	Nabokov/Hiller
5/2/08	DAL	WSF	HP Pavilion	3-2 W (OT)	1:05	Pavelski	Nabokov/Turco
4/17/08	CGY	WQF	HP Pavilion	4-3 W	-	Cheechoo	Nabokov/Kiprusoff
5/5/07	DET	WSF	Joe Louis Arena	1-4 L	-	Datsyuk	Nabokov/Hasek
4/20/07	NSH	WQF	Nashville Arena	3-2 W*	-	Marleau	Nabokov/Vokoun
5/14/06	EDM	WSF	HP Pavilion	3-6 L	-	Pisani	Toskala/Roloson
4/30/06	NSH	WQF	Gaylord Entertainment Center	2-1 W*	-	Marleau	Toskala/Mason
5/17/04	CGY	WCF	HP Pavilion	0-3 L	-	Iginla	Nabokov/Kiprusoff
5/1/04	COL	WSF	HP Pavilion	1-2 L (OT)	1:54	Sakic	Nabokov/Aebischer
4/15/04	STL	WQF	HP Pavilion	3-1 W	-	Smith	Nabokov/Osgood
5/11/02	COL	WSF	Pepsi Center	5-3 W	-	Selanne	Nabokov/Roy
4/26/02	PHX	WQF	Compaq Center	4-1 W	-	Graves	Nabokov/Burke
4/19/01	STL	WQF	Savvis Center	2-3 L (OT)	9:54	Salvador	Kiprusoff/Turek
5/7/00	DAL	WSF	Reunion Arena	1-4 L*	-	Thornton	Shields/Belfour
4/21/00	STL	WQF	Kiel Center	3-5 L	-	Pronger	Shields/Turek
5/1/99	COL	WQF	McNichols Arena	2-6 L	-	Sakic	Shields/Roy
4/30/98	DAL	WQF	Reunion Arena	2-3 L	-	Modano	Vernon/Belfour
5/15/95	CGY	WQF	Saddledome	0-5 L	-	Nieuwendyk	IRBE-Flaherty/Kidd
5/10/94	TOR	WSF	San Jose Arena	5-2 W	-	Makarov	Irbe/Potvin
4/26/94	DET	WQF	San Jose Arena	6-4 W	-	Garpenlov	Irbe/OSGOOD-Essensa

SHARKS PLAYOFF RECORD BY GAME OF SERIES

GAME SIX

Overall: 7-21 | Home: 3-9 | Road: 4-12

Bold indicates current Sharks player | *Denotes result clinched series

DATE	OPPONENT	ROUND	LOCATION	SCORE	OT	GWG	GOALTENDERS (SJ/OPP)
5/21/19	STL	WCF	Enterprise Center	1-5 L *	-	Tarasenko	Jones/Binnington
5/6/19	COL	SR	Pepsi Center	3-4 L (OT)	2:32	Landeskog	Jones/Grubauer
4/21/19	VGK	FR	T-Mobile Arena	2-1 W (2 OT)	31:17	Hertl	Jones/Fleury
5/6/18	VGK	SR	SAP Center	0-3 L *	-	Marchessault	Jones/Fleury
4/22/17	EDM	FR	SAP Center	1-3 L *	-	Slepyshhev	Jones/Talbot
6/12/16	PIT	SCF	SAP Center	1-3 L *	-	Letang	Jones/Murray
5/25/16	STL	WCF	SAP Center	5-2 W *	-	Ward	Jones/Elliott
5/9/16	NSH	SR	Bridgestone Arena	3-4 L (OT)	2:03	Arvidsson	Jones/Rinne
4/28/14	LAK	FR	Staples Center	1-4 L	-	Williams	Stalock/Quick
5/26/13	LAK	WSF	HP Pavilion	2-1 W	-	Galiardi	Niemi/Quick
5/10/11	DET	WSF	Joe Louis Arena	1-3 L	-	Filppula	Niemi/Howard
4/25/11	LAK	WQF	Staples Center	4-3 W (OT) *	2:22	Thornton	Niemi/Quick
4/24/10	COL	WQF	Pepsi Center	5-2 W *	-	Pavelski	Nabokov/Anderson
4/27/09	ANA	WQF	Honda Center	1-4 L *	-	Selanne	Nabokov/Hiller
5/4/08	DAL	WSF	American Airlines Arena	1-2 L (4 OT) *	69:03	Morrow	Nabokov/Turco
4/20/08	CGY	WQF	Pengrowth Saddledome	0-2 L	-	Nolan	Nabokov/Kiprusoff
5/7/07	DET	WSF	HP Pavilion	0-2 L	-	Samuelsson	Nabokov/Hasek
5/17/06	EDM	WSF	Rexall Place	0-2 L	-	Peca	Toskala/Roloson
5/19/04	CGY	WCF	Pengrowth Saddledome	1-3 L	-	Gelinas	Nabokov/Kiprusoff
5/4/04	COL	WSF	Pepsi Center	3-1 W *	-	Goc	Nabokov/Aebischer
5/13/02	COL	WSF	Compaq Center	1-2 L (OT)	2:47	Forsberg	Nabokov/Roy
4/21/01	STL	WQF	Compaq Center	1-2 L	-	Demitra	Nabokov/Turek
4/23/00	STL	WQF	San Jose Arena	2-6 L	-	Hecht	SHIELDS-Nabokov/Turek
5/3/99	COL	WQF	San Jose Arena	2-3 L (OT)	13:12	Hejduk	Vernon/Roy
5/2/98	DAL	WQF	San Jose Arena	2-3 L (OT)	3:43	Keane	Vernon/Belfour
5/17/95	CGY	WQF	San Jose Arena	5-3 W	-	Janney	Flaherty/Kidd
5/12/94	TOR	WSF	Maple Leaf Gardens	2-3 L (OT)	8:53	Gartner	Irbe/Potvin
4/28/94	DET	WQF	Joe Louis Arena	1-7 L	-	Chiasson	IRBE-Waite/Osgood

GAME SEVEN

Overall: 8-4 | Home: 5-1 | Road: 3-3

Bold indicates current Sharks player | *Denotes result clinched series

DATE	OPPONENT	ROUND	LOCATION	SCORE	OT	GWG	GOALTENDERS (SJ/OPP)
5/8/19	COL	SR	SAP Center	3-2 W *	-	Donskoi	Jones/Grubauer
4/23/19	VGK	FR	SAP Center	5-4 W (OT) *	18:19	Goodrow	Jones/Fleury
5/12/16	NSH	SR	SAP Center	5-0 W *	-	Pavelski	Jones/RINNE-Hutton
4/30/14	LAK	FR	SAP Center	1-5 L *	-	Kopitar	Niemi/Quick
5/28/13	LAK	WSF	Staples Center	1-2 L *	-	Williams	Niemi/Quick
5/12/11	DET	WSF	HP Pavilion	3-2 W *	-	Marleau	Niemi/Howard
4/22/08	CGY	SQF	HP Pavilion	5-3 W *	-	Pavelski	Nabokov/KIPRUSOFF-Joseph
5/15/02	COL	WSF	Pepsi Center	0-1 L *	-	Forsberg	Nabokov/Roy
4/25/00	STL	WQF	Kiel Center	3-1 W *	-	Nolan	Shields/Turek
5/19/95	CGY	WQF	Saddledome	5-4 W (2 OT) *	21:54	Whitney	Flaherty/Kidd
5/14/94	TOR	WSF	Maple Leaf Gardens	2-4 L *	-	Osborne	Irbe/Potvin
4/30/94	DET	WQF	Joe Louis Arena	3-2 W *	-	Baker	Irbe/Osgood

WESTERN CONFERENCE FIRST ROUND

SAN JOSE SHARKS (#2) vs. VEGAS GOLDEN KNIGHTS (#3)

SAN JOSE 4, VEGAS 3

DATE	H/A	SCORE	ATT.	GOALTENDERS	GWG
4/10/2019	H	SJS 5, VGK 2	17,562	Jones/Fleury	Marc-Edouard Vlasic
4/12/2019	H	SJS 3, VGK 5	17,562	JONES-Dell/Fleury	Mark Stone
4/14/2019	A	SJS 3, VGK 6	18,461	Jones/Fleury	Paul Stastny
4/16/2019	A	SJS 0, VGK 5	18,567	JONES-Dell/Fleury	Max Pacioretty
4/18/2019	H	SJS 5, VGK 2	17,562	Jones/Fleury	Barclay Goodrow
4/21/2019	A	SJS 2, VGK 1 (2 OT)	18,458	Jones/Fleury	Tomáš Hertl
4/23/2019	H	SJS 5, VGK 4 (OT)	17,562	Jones/Fleury	Barclay Goodrow

GOALS BY PERIOD	1ST	2ND	3RD	OT	TOTAL	SHOTS	1ST	2ND	3RD	OT	TOTAL
SHARKS	8	4	9	2	23	SHARKS	76	69	64	23	232
GOLDEN KNIGHTS	9	7	9	0	25	GOLDEN KNIGHTS	67	65	89	24	245

INDIVIDUAL SCORING

SJS SKATERS	GP	G	A	PTS	+/-	PIM	PP	SH	GW	OT	EN	S	SH%
Erik Karlsson	7	0	9	9	-3	4	0	0	0	0	0	15	0.0
Logan Couture	7	6	2	8	0	2	3	0	0	0	0	31	19.4
Tomáš Hertl	7	6	2	8	2	2	3	1	1	1	1	30	20.0
Kevin Labanc	7	2	3	5	-1	10	1	0	0	0	0	14	14.3
Joe Pavelski	7	2	2	4	-3	4	1	0	0	0	1	16	12.5
Brent Burns	7	1	3	4	-1	2	0	0	0	0	0	17	5.9
Evander Kane	7	1	3	4	-2	41	0	0	0	0	0	22	4.5
Timo Meier	7	1	3	4	-1	22	0	0	0	0	0	22	4.5
Joe Thornton	6	1	3	4	-1	2	0	0	0	0	0	12	8.3
Marc-Edouard Vlasic	5	1	2	3	2	0	0	0	1	0	0	4	25.0
Gustav Nyquist	7	0	3	3	2	0	0	0	0	0	0	8	0.0
Barclay Goodrow	7	2	0	2	-2	6	0	0	2	1	0	5	40.0
Marcus Sorensen	7	0	2	2	0	0	0	0	0	0	0	6	0.0
Justin Braun	7	0	1	1	1	2	0	0	0	0	0	11	0.0
Brenden Dillon	7	0	1	1	-6	6	0	0	0	0	0	4	0.0
Joakim Ryan	7	0	1	1	1	0	0	0	0	0	0	4	0.0
Melker Karlsson	7	0	0	0	-2	2	0	0	0	0	0	4	0.0
Joonas Donskoi	3	0	0	0	-1	0	0	0	0	0	0	2	0.0
Micheal Haley	3	0	0	0	0	2	0	0	0	0	0	3	0.0
Tim Heed	2	0	0	0	1	0	0	0	0	0	0	2	0.0
Lukas Radil	2	0	0	0	-1	0	0	0	0	0	0	0	0.0

GOALTENDING

SJS GOALTENDERS	GP	MIN	W-L	SO	GA	SA	SV	GAA	SV%
Martin Jones	7	375	4-2	0	20	209	189	3.20	.904
Aaron Dell	2	90	0-1	0	5	36	31	3.35	.861

POWER PLAY: 8/29 (27.6%)

PENALTY KILL: 26/34 (76.5%)

2019 SHARKS PLAYOFF SUMMARY

WESTERN CONFERENCE SECOND ROUND
 SAN JOSE SHARKS (#2) vs. COLORADO AVALANCHE (WC2)
 SAN JOSE 4, COLORADO 3

DATE	H/A	SCORE	ATT.	GOALTENDERS	GWG
4/26/2019	H	SJS 5, COL 2	17,562	Jones/Grubauer	Kevin Labanc
4/28/2019	H	SJS 3, COL 4	17,562	Jones/Grubauer	Nathan MacKinnon
4/30/2019	A	SJS 4, COL 2	18,106	Jones/Grubauer	Logan Couture
5/2/2019	A	SJS 0, COL 3	18,110	Jones/Grubauer	Nathan MacKinnon
5/4/2019	H	SJS 2, COL 1	17,562	Jones/Grubauer	Tomáš Hertl
5/6/2019	A	SJS 3, COL 4 (OT)	18,098	Jones/Grubauer	Gabriel Landeskog
5/8/2019	H	SJS 3, COL 2	17,562	Jones/Grubauer	Joonas Donskoi

GOALS BY PERIOD	1ST	2ND	3RD	OT	TOTAL	SHOTS	1ST	2ND	3RD	OT	TOTAL
SHARKS	6	7	7	0	20	SHARKS	74	88	49	1	212
AVALANCHE	2	8	7	1	18	AVALANCHE	62	67	61	2	192

INDIVIDUAL SCORING

SJS SKATERS	GP	G	A	PTS	+/-	PIM	PP	SH	GW	OT	EN	S	SH%
Brent Burns	7	4	6	10	3	2	1	0	0	0	0	21	19.0
Logan Couture	7	3	3	6	4	4	0	0	1	0	1	15	20.0
Tomáš Hertl	7	3	3	6	0	0	1	0	1	0	0	24	12.5
Timo Meier	7	2	4	6	6	8	0	0	0	0	1	20	10.0
Gustav Nyquist	7	1	4	5	3	0	0	0	0	0	0	9	11.1
Marc-Edouard Vlasic	7	2	1	3	3	2	0	0	0	0	0	10	20.0
Evander Kane	7	1	2	3	-2	4	0	0	0	0	0	22	4.5
Erik Karlsson	7	0	3	3	-2	4	0	0	0	0	0	21	0.0
Marcus Sorensen	7	0	3	3	-1	0	0	0	0	0	0	7	0.0
Joe Thornton	7	1	1	2	-3	2	0	0	0	0	0	10	10.0
Joonas Donskoi	3	1	1	2	1	0	0	0	1	0	0	2	50.0
Joe Pavelski	1	1	1	2	0	0	0	0	0	0	0	2	50.0
Melker Karlsson	7	0	2	2	0	0	0	0	0	0	0	11	0.0
Kevin Labanc	7	1	0	1	-2	4	0	0	1	0	0	10	10.0
Justin Braun	7	0	0	0	1	4	0	0	0	0	0	10	0.0
Brenden Dillon	7	0	0	0	0	10	0	0	0	0	0	5	0.0
Barclay Goodrow	7	0	0	0	-1	0	0	0	0	0	0	5	0.0
Joakim Ryan	7	0	0	0	0	0	0	0	0	0	0	1	0.0
Micheal Haley	5	0	0	0	-1	2	0	0	0	0	0	2	0.0
Lukas Radil	4	0	0	0	0	0	0	0	0	0	0	4	0.0
Dylan Gambrell	1	0	0	0	-1	2	0	0	0	0	0	1	0.0

GOALTENDING

SJS GOALTENDERS	GP	MIN	W-L	SO	GA	SA	SV	GAA	SV%
Martin Jones	7	419	4-3	0	16	190	174	2.29	.916

POWER PLAY: 2/20 (10.0%)

PENALTY KILL: 21/23 (91.3%)

2019 SHARKS PLAYOFF SUMMARY

WESTERN CONFERENCE FINAL
SAN JOSE SHARKS (#2) vs. ST. LOUIS BLUES (#3)
SAN JOSE 2, ST. LOUIS 4

DATE	H/A	SCORE	ATT.	GOALTENDERS	GWG
5/11/2019	H	SJS 6, STL 3	17,562	Jones/Binnington	Timo Meier
5/13/2019	H	SJS 2, STL 4	17,562	Jones/Binnington	Robert Bortuzzo
5/15/2019	A	SJS 5, STL 4 (OT)	18,360	Jones/Binnington	Erik Karlsson
5/17/2019	A	SJS 1, STL 2	18,496	Jones/Binnington	Tyler Bozak
5/19/2019	H	SJS 0, STL 5	17,562	Jones/Binnington	Oskar Sundqvist
5/21/2019	A	SJS 1, STL 5	18,684	Jones/Binnington	Vladimir Tarasenko

GOALS BY PERIOD	1ST	2ND	3RD	OT	TOTAL	SHOTS	1ST	2ND	3RD	OT	TOTAL
SHARKS	4	7	3	1	15	SHARKS	56	49	52	3	160
BLUES	7	10	6	0	23	BLUES	41	68	57	3	169

INDIVIDUAL SCORING

SJS SKATERS	GP	G	A	PTS	+/-	PIM	PP	SH	GW	OT	EN	S	SH%
Logan Couture	6	5	1	6	-1	0	0	1	0	0	1	21	23.8
Timo Meier	6	2	3	5	-2	4	0	0	1	0	0	12	16.7
Joe Thornton	6	2	2	4	-2	2	0	0	0	0	0	7	28.6
Erik Karlsson	5	2	2	4	2	0	0	0	1	1	0	15	13.3
Kevin Labanc	6	1	2	3	-4	0	0	0	0	0	0	10	10.0
Joe Pavelski	5	1	2	3	0	0	1	0	0	0	0	8	12.5
Gustav Nyquist	6	0	3	3	-4	0	0	0	0	0	0	6	0.0
Brent Burns	6	0	2	2	0	2	0	0	0	0	0	19	0.0
Marc-Edouard Vlasic	6	0	2	2	1	2	0	0	0	0	0	12	0.0
Tomáš Hertl	5	1	0	1	0	2	1	0	0	0	0	5	20.0
Dylan Gambrell	1	1	0	1	1	0	0	0	0	0	0	2	50.0
Brenden Dillon	6	0	1	1	-2	8	0	0	0	0	0	3	0.0
Joonas Donskoi	6	0	1	1	1	4	0	0	0	0	0	7	0.0
Evander Kane	6	0	1	1	0	16	0	0	0	0	0	13	0.0
Justin Braun	6	0	0	0	-5	2	0	0	0	0	0	4	0.0
Barclay Goodrow	6	0	0	0	0	16	0	0	0	0	0	5	0.0
Melker Karlsson	6	0	0	0	0	2	0	0	0	0	0	5	0.0
Joakim Ryan	6	0	0	0	-3	0	0	0	0	0	0	1	0.0
Marcus Sorensen	4	0	0	0	-2	2	0	0	0	0	0	2	0.0
Micheal Haley	3	0	0	0	0	14	0	0	0	0	0	1	0.0
Tim Heed	1	0	0	0	-1	0	0	0	0	0	0	2	0.0

GOALTENDING

SJS GOALTENDERS	GP	MIN	W-L	SO	GA	SA	SV	GAA	SV%
Martin Jones	6	359	2-4	0	22	168	146	3.68	.869

POWER PLAY: 2/13 (15.4%) PENALTY KILL: 16/21 (76.2%)

2018 SHARKS PLAYOFF SUMMARY

WESTERN CONFERENCE FIRST ROUND
 SAN JOSE SHARKS (#3) vs. ANAHEIM DUCKS (#2)
 SAN JOSE 4, ANAHEIM 0

DATE	H/A	SCORE	ATT.	GOALTENDERS	GWG
4/12/2018	A	SJS 3, ANA 0	17,174	Jones/Gibson	Evander Kane
4/14/2018	A	SJS 3, ANA 2	17,430	Jones/Gibson	Tomáš Hertl
4/16/2018	H	SJS 8, ANA 1	17,562	Jones/GIBSON-Miller	Joonas Donskoi
4/18/2018	H	SJS 2, ANA 1	17,562	Jones/Gibson	Tomáš Hertl

GOALS BY PERIOD	1ST	2ND	3RD	OT	TOTAL	SHOTS	1ST	2ND	3RD	OT	TOTAL
SHARKS	4	8	4	0	16	SHARKS	34	52	43	0	129
DUCKS	2	1	1	0	4	DUCKS	33	53	46	0	132

INDIVIDUAL SCORING

SJS SKATERS	GP	G	A	PTS	+/-	PIM	PP	SH	GW	OT	EN	S	SH%
Logan Couture	4	2	3	5	2	0	1	0	0	0	0	9	22.2
Joe Pavelski	4	1	4	5	2	2	1	0	0	0	0	11	9.1
Tomáš Hertl	4	3	1	4	3	0	1	0	2	0	0	13	23.1
Evander Kane	4	3	1	4	0	4	2	0	1	0	0	21	14.3
Marcus Sorensen	4	3	1	4	4	2	0	0	0	0	0	5	60.0
Joonas Donskoi	4	1	2	3	2	0	0	0	1	0	0	2	50.0
Timo Meier	4	1	2	3	1	6	1	0	0	0	0	11	9.1
Melker Karlsson	4	0	3	3	3	2	0	0	0	0	0	4	0.0
Brent Burns	4	1	1	2	2	0	0	0	0	0	0	15	6.7
Mikkel Boedker	4	0	2	2	2	0	0	0	0	0	0	6	0.0
Brenden Dillon	4	0	2	2	4	4	0	0	0	0	0	2	0.0
Kevin Labanc	4	0	2	2	1	0	0	0	0	0	0	4	0.0
Marc-Edouard Vlasic	4	0	2	2	3	0	0	0	0	0	0	6	0.0
Eric Fehr	4	1	0	1	3	4	0	0	0	0	0	3	33.3
Chris Tierney	4	0	1	1	1	0	0	0	0	0	0	6	0.0
Justin Braun	4	0	0	0	3	2	0	0	0	0	0	2	0.0
Dylan Demelo	4	0	0	0	2	2	0	0	0	0	0	6	0.0
Paul Martin	4	0	0	0	2	2	0	0	0	0	0	3	0.0

GOALTENDING

SJS GOALTENDERS	GP	MIN	W-L	SO	GA	SA	SV	GAA	SV%
Martin Jones	4	240	4-0	1	1	132	128	1.00	.970

POWER PLAY: 6/20 (30.0%)

PENALTY KILL: 10/12 (83.3%)

WESTERN CONFERENCE SECOND ROUND

SAN JOSE SHARKS (#3) vs. VEGAS GOLDEN KNIGHTS (#1)

SAN JOSE 2, VEGAS 4

DATE	H/A	SCORE	ATT.	GOALTENDERS	GWG
4/26/2018	A	SJS 0, VGK 7	18,444	JONES-Dell/Fleury	Cody Eakin
4/28/2018	A	SJS 4, VGK 3 (2 OT)	18,671	Jones/Fleury	Logan Couture
4/30/2018	H	SJS 3, VGK 4 (OT)	17,562	Jones/Fleury	William Karlsson
5/2/2018	H	SJS 4, VGK 0	17,562	Jones/Fleury	Marcus Sorensen
5/4/2018	A	SJS 3, VGK 5	18,693	Jones-Dell/Fleury	Alex Tuch
5/6/2018	H	SJS 0, VGK 3	17,562	Jones/Fleury	Jonathan Marchessault

GOALS BY PERIOD	1ST	2ND	3RD	OT	TOTAL	SHOTS	1ST	2ND	3RD	OT	TOTAL
SHARKS	2	5	6	1	14	SHARKS	71	69	58	16	214
GOLDEN KNIGHTS	6	9	6	1	22	GOLDEN KNIGHTS	60	63	67	12	202

INDIVIDUAL SCORING

SJS SKATERS	GP	G	A	PTS	+/-	PIM	PP	SH	GW	OT	EN	S	SH%
Logan Couture	6	2	5	7	-2	4	1	0	1	1	0	23	8.7
Tomáš Hertl	6	3	2	5	-1	8	0	0	0	0	0	21	14.3
Brent Burns	6	2	3	5	-6	6	1	0	0	0	0	17	11.8
Mikkel Boedker	6	1	3	4	-1	6	0	0	0	0	0	12	8.3
Kevin Labanc	6	1	2	3	-2	2	1	0	0	0	0	11	9.1
Joe Pavelski	6	1	2	3	-5	6	1	0	0	0	0	19	5.3
Timo Meier	6	1	1	2	-2	4	1	0	0	0	0	18	5.6
Brenden Dillon	6	0	2	2	0	28	0	0	0	0	0	4	0.0
Marcus Sorensen	6	1	0	1	1	0	0	0	1	0	0	4	25.0
Joonas Donskoi	5	1	0	1	-3	0	0	0	0	0	0	9	11.1
Evander Kane	5	1	0	1	-5	19	0	0	0	0	0	14	7.1
Justin Braun	6	0	1	1	-2	2	0	0	0	0	0	7	0.0
Dylan Demelo	6	0	1	1	3	2	0	0	0	0	0	11	0.0
Eric Fehr	6	0	1	1	0	2	0	0	0	0	0	9	0.0
Chris Tierney	6	0	1	1	-3	2	0	0	0	0	0	10	0.0
Melker Karlsson	6	0	0	0	-1	0	0	0	0	0	0	10	0.0
Marc-Edouard Vlasic	6	0	0	0	-3	6	0	0	0	0	0	9	0.0
Paul Martin	3	0	0	0	-4	0	0	0	0	0	0	1	0.0
Joakim Ryan	3	0	0	0	-2	0	0	0	0	0	0	3	0.0
Barclay Goodrow	2	0	0	0	0	0	0	0	0	0	0	2	0.0

GOALTENDING

SJS GOALTENDERS	GP	MIN	W-L	SO	GA	SA	SV	GAA	SV%
Martin Jones	6	345	2-4	1	18	172	154	3.13	.895
Aaron Dell	2	47	0-0	0	2	28	26	2.57	.929

POWER PLAY: 5/27 (18.5%)

PENALTY KILL: 21/27 (77.8%)

2017 SHARKS PLAYOFF SUMMARY

WESTERN CONFERENCE FIRST ROUND
 SAN JOSE SHARKS (#3) vs. EDMONTON OILERS (#2)
 SAN JOSE 2, EDMONTON 4

DATE	H/A	SCORE	ATT.	GOALTENDERS	GWG
4/12/2017	A	SJS 3, EDM 2 (OT)	18,347	Jones/Talbot	Melker Karlsson
4/14/2017	A	SJS 0, EDM 2	18,347	Jones/Talbot	Zack Kassian
4/16/2017	H	SJS 0, EDM 1	17,562	Jones/Talbot	Zack Kassian
4/18/2017	H	SJS 7, EDM 0	17,562	Jones/TALBOT-Brossoit	Joe Pavelski
4/20/2017	A	SJS 3, EDM 4 (OT)	18,347	Jones/Talbot	David Desharnais
4/22/2017	H	SJS 1, EDM 3	17,562	Jones/Talbot	Anton Slepyshev

GOALS BY PERIOD	1ST	2ND	3RD	OT	TOTAL	SHOTS	1ST	2ND	3RD	OT	TOTAL
SHARKS	4	6	3	1	14	SHARKS	65	52	48	8	173
OILERS	3	4	4	1	12	OILERS	59	52	42	16	169

INDIVIDUAL SCORING

SJS SKATERS	GP	G	A	PTS	+/-	PIM	PP	SH	GW	OT	EN	S	SH%
Patrick Marleau	6	3	1	4	-1	0	1	0	0	0	0	12	25.0
Joe Pavelski	6	2	2	4	-1	0	1	0	1	0	0	16	12.5
Joel Ward	6	1	3	4	0	4	1	0	0	0	0	9	11.1
Logan Couture	6	2	1	3	-1	0	1	0	0	0	0	10	20.0
David Schlemko	6	2	1	3	2	2	1	0	0	0	0	9	22.2
Brent Burns	6	0	3	3	-1	6	0	0	0	0	0	28	0.0
Marc-Edouard Vlasic	6	0	3	3	-1	2	0	0	0	0	0	9	0.0
Marcus Sorensen	6	1	1	2	1	0	0	0	0	0	0	5	20.0
Mikkel Boedker	4	1	1	2	0	2	0	0	0	0	0	5	20.0
Tomáš Hertl	6	0	2	2	0	2	0	0	0	0	0	15	0.0
Joonas Donskoi	5	0	2	2	-3	0	0	0	0	0	0	5	0.0
Joe Thornton	4	0	2	2	-1	0	0	0	0	0	0	4	0.0
Melker Karlsson	6	1	0	1	0	6	0	0	1	1	0	7	14.3
Paul Martin	6	1	0	1	-1	4	0	0	0	0	0	5	20.0
Justin Braun	6	0	1	1	-1	0	0	0	0	0	0	6	0.0
Brenden Dillon	6	0	1	1	1	4	0	0	0	0	0	3	0.0
Jannik Hansen	6	0	1	1	0	0	0	0	0	0	0	10	0.0
Chris Tierney	6	0	1	1	0	0	0	0	0	0	0	4	0.0
Timo Meier	5	0	0	0	0	2	0	0	0	0	0	11	0.0

GOALTENDING

SJS GOALTENDERS	GP	MIN	W-L	SO	GA	SA	SV	GAA	SV%
Martin Jones	6	377	2-4	1	11	168	157	1.75	.935

POWER PLAY: 5/26 (19.2%)

PENALTY KILL: 14/16 (87.5%)

2016 SHARKS PLAYOFF SUMMARY

WESTERN CONFERENCE FIRST ROUND
SAN JOSE SHARKS (#3) vs. LOS ANGELES KINGS (#2)
SAN JOSE 4, LOS ANGELES 1

DATE	H/A	SCORE	ATT.	GOALTENDERS	GWG
4/14/2016	A	SJS 4, LAK 3	18,230	Jones/Quick	Joe Pavelski
4/16/2016	A	SJS 2, LAK 1	18,514	Jones/Quick	Logan Couture
4/18/2016	H	SJS 1, LAK 2 (OT)	17,562	Jones/Quick	Tanner Pearson
4/20/2016	H	SJS 3, LAK 2	17,562	Jones/Quick	Patrick Marleau
4/22/2016	A	SJS 6, LAK 3	18,543	Jones/Quick	Joonas Donskoi

GOALS BY PERIOD	1ST	2ND	3RD	OT	TOTAL	SHOTS	1ST	2ND	3RD	OT	TOTAL
SHARKS	5	6	5	0	16	SHARKS	46	55	29	3	133
KINGS	2	5	3	1	11	KINGS	35	46	42	2	125

INDIVIDUAL SCORING

SJS SKATERS	GP	G	A	PTS	+/-	PIM	PP	SH	GW	OT	EN	S	SH%
Brent Burns	5	2	6	8	1	0	1	0	0	0	0	19	10.5
Joe Pavelski	5	5	1	6	2	0	2	0	1	0	0	14	35.7
Logan Couture	5	1	5	6	-2	0	1	0	1	0	0	8	12.5
Patrick Marleau	5	1	3	4	0	0	1	0	1	0	0	8	12.5
Joel Ward	5	0	4	4	0	6	0	0	0	0	0	6	0.0
Joonas Donskoi	5	2	1	3	-2	0	0	0	1	0	0	6	33.3
Joe Thornton	5	1	2	3	2	0	0	0	0	0	0	7	14.3
Tomáš Hertl	5	1	1	2	4	2	0	0	0	0	0	8	12.5
Melker Karlsson	5	1	0	1	1	2	0	0	0	0	1	5	20.0
Matt Nieto	5	1	0	1	0	4	0	0	0	0	0	7	14.3
Chris Tierney	5	1	0	1	2	4	0	0	0	0	0	4	25.0
Justin Braun	5	0	1	1	1	0	0	0	0	0	0	2	0.0
Paul Martin	5	0	1	1	4	0	0	0	0	0	0	5	0.0
Marc-Edouard Vlasic	5	0	1	1	2	2	0	0	0	0	0	9	0.0
Brenden Dillon	5	0	0	0	-1	0	0	0	0	0	0	4	0.0
Roman Polak	5	0	0	0	0	2	0	0	0	0	0	6	0.0
Nick Spaling	5	0	0	0	0	6	0	0	0	0	0	4	0.0
Tommy Wingels	5	0	0	0	1	2	0	0	0	0	0	11	0.0

GOALTENDING

SJS GOALTENDERS	GP	MIN	W-L	SO	GA	SA	SV	GAA	SV%
Martin Jones	5	303	4-1	0	11	125	114	2.18	.912

POWER PLAY: 5/21 (23.8%) PENALTY KILL: 11/14 (78.6%)

2016 SHARKS PLAYOFF SUMMARY

WESTERN CONFERENCE SECOND ROUND
 SAN JOSE SHARKS (#3) vs. NASHVILLE PREDATORS (WC1)
 SAN JOSE 4, NASHVILLE 3

DATE	H/A	SCORE	ATT.	GOALTENDERS	GWG
4/29/2016	H	SJS 5, NSH 2	17,026	Jones/RINNE-Hutton	Logan Couture
5/1/2016	H	SJS 3, NSH 2	17,562	Jones/Rinne	Joe Thornton
5/3/2016	A	SJS 1, NSH 4	17,163	Jones/Rinne	Shea Weber
5/5/2016	A	SJS 3, NSH 4 (OT)	17,188	Jones/Rinne	Mike Fisher
5/7/2016	H	SJS 5, NSH 1	17,562	Jones/RINNE-Hutton	Joe Pavelski
5/9/2016	A	SJS 3, NSH 4 (OT)	17,292	Jones/Rinne	Viktor Arvidsson
5/11/2016	H	SJS 5, NSH 0	17,562	Jones/RINNE-Hutton	Joe Pavelski

GOALS BY PERIOD	1ST	2ND	3RD	OT	TOTAL	SHOTS	1ST	2ND	3RD	OT	TOTAL
SHARKS	8	5	12	0	25	SHARKS	70	62	53	26	211
PREDATORS	4	4	7	2	17	PREDATORS	58	64	75	20	217

INDIVIDUAL SCORING

SJS SKATERS	GP	G	A	PTS	+/-	PIM	PP	SH	GW	OT	EN	S	SH%
Logan Couture	7	6	5	11	4	0	3	0	1	0	1	24	25.0
Joe Thornton	7	2	6	8	0	6	1	0	1	0	1	11	18.2
Joe Pavelski	7	4	3	7	-1	2	2	0	2	0	0	25	16.0
Brent Burns	7	2	5	7	2	6	1	0	0	0	0	24	8.3
Marc-Edouard Vlasic	7	0	7	7	5	4	0	0	0	0	0	16	0.0
Patrick Marleau	7	3	2	5	-1	0	0	0	0	0	0	14	21.4
Joonas Donskoi	7	1	3	4	4	4	0	0	0	0	0	11	9.1
Chris Tierney	7	2	1	3	1	0	0	0	0	0	0	4	50.0
Joel Ward	7	2	1	3	3	6	0	0	0	0	0	10	20.0
Tomáš Hertl	7	1	2	3	1	0	1	0	0	0	0	20	5.0
Melker Karlsson	7	1	1	2	-2	4	0	0	0	0	0	8	12.5
Justin Braun	7	0	2	2	0	4	0	0	0	0	0	11	0.0
Paul Martin	7	0	2	2	2	0	0	0	0	0	0	3	0.0
Matt Nieto	6	0	2	2	1	4	0	0	0	0	0	5	0.0
Tommy Wingels	5	1	0	1	1	2	0	0	0	0	1	6	16.7
Nick Spaling	7	0	1	1	0	0	0	0	0	0	0	4	0.0
Brenden Dillon	7	0	0	0	-2	6	0	0	0	0	0	9	0.0
Roman Polak	7	0	0	0	-1	4	0	0	0	0	0	5	0.0
Dainius Zubrus	3	0	0	0	0	0	0	0	0	0	0	1	0.0

GOALTENDING

SJS GOALTENDERS	GP	MIN	W-L	SO	GA	SA	SV	GAA	SV%
Martin Jones	7	473	4-3	1	17	217	200	2.16	.922

POWER PLAY: 8/21 (38.1%)

PENALTY KILL: 17/20 (85.0%)

2016 SHARKS PLAYOFF SUMMARY

WESTERN CONFERENCE FINAL
SAN JOSE SHARKS (#3) vs. ST. LOUIS BLUES (#2)
SAN JOSE 4, ST. LOUIS 2

DATE	H/A	SCORE	ATT.	GOALTENDERS	GWG
5/15/2016	A	SJS 1, STL 2	19,483	Jones/Elliott	Jori Lehtera
5/17/2016	A	SJS 4, STL 0	19,596	Jones/Elliott	Tommy Wingels
5/19/2016	H	SJS 3, STL 0	17,562	Jones/ELLIOTT-Allen	Tomáš Hertl
5/21/2016	H	SJS 3, STL 6	17,562	JONES-Reimer/Allen	Kyle Brodziak
5/23/2016	A	SJS 6, STL 3	19,372	Jones/Allen	Joe Pavelski
5/25/2016	H	SJS 5, STL 2	17,562	Jones/ELLIOTT-Allen	Joel Ward

GOALS BY PERIOD	1ST	2ND	3RD	OT	TOTAL	SHOTS	1ST	2ND	3RD	OT	TOTAL
SHARKS	5	5	12	0	22	SHARKS	54	57	49	0	160
BLUES	5	4	4	0	13	BLUES	56	42	47	0	145

INDIVIDUAL SCORING

SJS SKATERS	GP	G	A	PTS	+/-	PIM	PP	SH	GW	OT	EN	S	SH%
Joe Pavelski	6	4	5	9	4	0	1	0	1	0	0	22	18.2
Logan Couture	6	1	6	7	3	8	0	0	0	0	1	16	6.2
Joe Thornton	6	0	7	7	4	2	0	0	0	0	0	7	0.0
Tomáš Hertl	6	3	2	5	4	2	0	0	1	0	0	17	17.6
Brent Burns	6	2	3	5	5	2	2	0	0	0	0	17	11.8
Joel Ward	6	4	0	4	0	2	1	0	1	0	1	9	44.4
Chris Tierney	6	2	1	3	2	2	0	0	0	0	1	4	50.0
Marc-Edouard Vlasic	6	1	2	3	6	2	0	0	0	0	0	11	9.1
Patrick Marleau	6	0	3	3	3	6	0	0	0	0	0	7	0.0
Joonas Donskoi	6	2	0	2	0	0	0	0	0	0	0	8	25.0
Dainius Zubrus	6	1	1	2	2	0	0	0	0	0	1	6	16.7
Paul Martin	6	0	2	2	4	2	0	0	0	0	0	8	0.0
Melker Karlsson	6	1	0	1	2	0	0	0	0	0	0	6	16.7
Tommy Wingels	6	1	0	1	2	17	0	0	1	0	0	5	20.0
Justin Braun	6	0	1	1	6	2	0	0	0	0	0	9	0.0
Brenden Dillon	6	0	0	0	-1	5	0	0	0	0	0	2	0.0
Roman Polak	6	0	0	0	-1	9	0	0	0	0	0	3	0.0
Nick Spaling	6	0	0	0	0	0	0	0	0	0	0	3	0.0

GOALTENDING

SJS GOALTENDERS	GP	MIN	W-L	SO	GA	SA	SV	GAA	SV%
Martin Jones	6	327	4-2	2	11	137	126	2.02	.920
James Reimer	1	29	0-0	0	1	7	6	2.06	.857

POWER PLAY: 4/21 (19.0%) PENALTY KILL: 13/17 (76.5%)

2016 SHARKS PLAYOFF SUMMARY

STANLEY CUP FINAL
 SAN JOSE SHARKS (#3) vs. PITTSBURGH PENGUINS (#2)
 SAN JOSE 2, PITTSBURGH 4

DATE	H/A	SCORE	ATT.	GOALTENDERS	GWG
5/30/2016	A	SJS 2, PIT 3	18,596	Jones/Murray	Nick Bonino
6/1/2016	A	SJS 1, PIT 2 (OT)	18,655	Jones/Murray	Conor Sheary
6/4/2016	H	SJS 3, PIT 2 (OT)	17,562	Jones/Murray	Joonas Donskoi
6/6/2016	H	SJS 1, PIT 3	17,562	Jones/Murray	Evgeni Malkin
6/9/2016	A	SJS 4, PIT 2	18,680	Jones/Murray	Melker Karlsson
6/12/2016	H	SJS 1, PIT 3	17,562	Jones/Murray	Kris Letang

GOALS BY PERIOD	1ST	2ND	3RD	OT	TOTAL	SHOTS	1ST	2ND	3RD	OT	TOTAL
SHARKS	4	3	4	1	12	SHARKS	35	52	46	6	139
PENGUINS	7	4	3	1	15	PENGUINS	70	61	65	10	206

INDIVIDUAL SCORING

SJS SKATERS	GP	G	A	PTS	+/-	PIM	PP	SH	GW	OT	EN	S	SH%
Logan Couture	6	2	4	6	0	0	0	0	0	0	0	17	11.8
Melker Karlsson	6	2	2	4	2	4	0	0	1	0	0	6	33.3
Brent Burns	6	1	3	4	3	4	0	0	0	0	0	17	5.9
Justin Braun	6	2	1	3	0	0	0	0	0	0	0	6	33.3
Joonas Donskoi	6	1	2	3	-2	0	0	0	1	1	0	10	10.0
Joe Thornton	6	0	3	3	-4	2	0	0	0	0	0	9	0.0
Joel Ward	6	1	1	2	-1	2	0	0	0	0	0	10	10.0
Brenden Dillon	6	0	2	2	-1	0	0	0	0	0	0	4	0.0
Chris Tierney	6	0	2	2	3	0	0	0	0	0	0	3	0.0
Patrick Marleau	6	1	0	1	2	2	0	0	0	0	0	12	8.3
Joe Pavelski	6	1	0	1	-4	2	0	0	0	0	1	13	7.7
Tomáš Hertl	2	1	0	1	-1	0	1	0	0	0	0	5	20.0
Marc-Edouard Vlasic	6	0	1	1	1	4	0	0	0	0	0	4	0.0
Paul Martin	6	0	0	0	-2	4	0	0	0	0	0	1	0.0
Roman Polak	6	0	0	0	-3	0	0	0	0	0	0	10	0.0
Nick Spaling	6	0	0	0	1	0	0	0	0	0	0	4	0.0
Tommy Wingels	6	0	0	0	0	0	0	0	0	0	0	1	0.0
Matt Nieto	5	0	0	0	1	0	0	0	0	0	0	3	0.0
Dainius Zubrus	5	0	0	0	-1	6	0	0	0	0	0	4	0.0

GOALTENDING

SJS GOALTENDERS	GP	MIN	W-L	SO	GA	SA	SV	GAA	SV%
Martin Jones	6	370	2-4	0	14	205	191	2.27	.932

POWER PLAY: 1/12 (8.3%)

PENALTY KILL: 10/13 (76.9%)

2014 SHARKS PLAYOFF SUMMARY

WESTERN CONFERENCE FIRST ROUND
SAN JOSE SHARKS (#2) vs. LOS ANGELES KINGS (#3)
SAN JOSE 3, LOS ANGELES 4

DATE	H/A	SCORE	ATT.	GOALTENDERS	GWG
4/17/2014	H	SJS 6, LAK 3	17,562	Niemi/QUICK-Jones	Raffi Torres
4/20/2014	H	SJS 7, LAK 2	17,562	Niemi/QUICK-Jones	Justin Braun
4/22/2014	A	SJS 4, LAK 3 (OT)	18,390	Niemi/Quick	Patrick Marleau
4/24/2014	A	SJS 3, LAK 6	18,376	NIEMI-Stalock/Quick	Tyler Toffoli
4/26/2014	H	SJS 0, LAK 3	17,562	NIEMI-Stalock/Quick	Tyler Toffoli
4/28/2014	A	SJS 1, LAK 4	18,384	Stalock/Quick	Justin Williams
4/30/2014	H	SJS 1, LAK 5	17,562	Niemi/Quick	Anze Kopitar

GOALS BY PERIOD	1ST	2ND	3RD	OT	TOTAL	SHOTS	1ST	2ND	3RD	OT	TOTAL
SHARKS	5	9	7	1	22	SHARKS	84	80	83	1	248
KINGS	6	8	12	0	26	KINGS	77	70	71	5	223

INDIVIDUAL SCORING

SJS SKATERS	GP	G	A	PTS	+/-	PIM	PP	SH	GW	OT	EN	S	SH%
Patrick Marleau	7	3	4	7	0	2	0	0	1	1	0	25	12.0
Joe Pavelski	7	2	4	6	-3	2	1	0	0	0	0	27	7.4
James Sheppard	7	2	4	6	3	6	0	0	0	0	0	10	20.0
Matthew Nieto	7	2	3	5	3	0	0	0	0	0	0	14	14.3
Tomáš Hertl	7	2	3	5	-3	2	0	0	0	0	0	19	10.5
Dan Boyle	7	0	4	4	1	8	0	0	0	0	0	17	0.0
Joe Thornton	7	2	1	3	-6	8	1	0	0	0	0	16	12.5
Raffi Torres	7	2	1	3	3	18	0	0	1	0	0	6	33.3
Brent Burns	7	2	1	3	-5	23	1	0	0	0	0	33	6.1
Marc-Edouard Vlasic	5	1	2	3	0	0	1	0	0	0	0	10	10.0
Logan Couture	7	1	2	3	0	7	0	0	0	0	0	18	5.6
Tommy Wingels	7	0	3	3	-2	4	0	0	0	0	0	13	0.0
Mike Brown	6	1	1	2	1	26	0	0	0	0	0	4	25.0
Justin Braun	7	1	1	2	1	7	0	0	1	0	0	7	14.3
Scott Hannan	7	0	2	2	1	0	0	0	0	0	0	7	0.0
Andrew Desjardins	7	0	2	1	0	31	0	0	0	0	0	3	0.0
Matt Irwin	2	1	0	1	-1	0	0	0	0	0	0	4	25.0
James Demers	7	0	1	1	-4	12	0	0	0	0	0	10	0.0
Marty Havlat	1	0	0	0	-1	0	0	0	0	0	0	1	0.0
Brad Stuart	7	0	0	0	1	0	0	0	0	0	0	4	0.0

GOALTENDING

SJS GOALTENDERS	GP	MIN	W-L	SO	GA	SA	SV	GAA	SV%
Antti Niemi	6	305	3-3	0	19	164	145	3.74	.884
Alex Stalock	3	117	0-1	0	4	56	52	2.05	.929

POWER PLAY: 4/32 (12.5%) PENALTY KILL: 18/24 (75.0%)

2013 SHARKS PLAYOFF SUMMARY

WESTERN CONFERENCE QUARTERFINALS
 SAN JOSE SHARKS (#6) vs. VANCOUVER CANUCKS (#3)
 SAN JOSE 4, VANCOUVER 0

DATE	H/A	SCORE	ATT.	GOALTENDERS	GWG
5/1/2013	A	SJS 3, VAN 1	18,910	Niemi/Luongo	Dan Boyle
5/3/2013	A	SJS 3, VAN 2 (OT)	19,500	Niemi/Luongo	Raffi Torres
5/5/2013	H	SJS 5, VAN 2	17,562	Niemi/Schneider,Luongo	Logan Couture
5/7/2013	H	SJS 4, VAN 3 (OT)	17,562	Niemi/Schneider	Patrick Marleau

GOALS BY PERIOD	1ST	2ND	3RD	OT	TOTAL	SHOTS	1ST	2ND	3RD	OT	TOTAL
SHARKS	4	2	7	2	15	SHARKS	49	36	41	20	146
CANUCKS	1	2	5	0	8	CANUCKS	40	39	38	9	126

INDIVIDUAL SCORING

SJS SKATERS	GP	G	A	PTS	+/-	PIM	PP	SH	GW	OT	EN	S	SH%
Joe Pavelski	4	4	4	8	1	0	3	0	0	0	0	21	19.0
Logan Couture	4	3	5	8	-1	0	3	0	1	0	0	11	27.3
Joe Thornton	4	1	5	6	3	0	0	0	0	0	0	14	7.1
Patrick Marleau	4	4	1	5	2	2	1	0	1	1	0	20	20.0
Dan Boyle	4	1	3	4	1	0	0	0	1	0	0	11	9.1
Brent Burns	4	1	2	3	-1	2	0	0	0	0	0	12	8.3
Tommy Wingels	4	0	2	2	1	4	0	0	0	0	0	8	0.0
Scott Hannan	4	0	2	2	1	0	0	0	0	0	0	3	0.0
Raffi Torres	4	1	0	1	1	0	0	0	1	1	0	10	10.0
Justin Braun	4	0	1	1	-1	0	0	0	0	0	0	4	0.0
Marc-Edouard Vlasic	4	0	1	1	1	2	0	0	0	0	0	2	0.0
Brad Stuart	4	0	1	1	2	0	0	0	0	0	0	3	0.0
Matt Irwin	4	0	1	1	0	4	0	0	0	0	0	5	0.0
Adam Burish	4	0	0	0	0	2	0	0	0	0	0	5	0.0
Andrew Desjardins	4	0	0	0	1	6	0	0	0	0	0	4	0.0
James Sheppard	4	0	0	0	0	0	0	0	0	0	0	3	0.0
TJ Galiardi	4	0	0	0	0	2	0	0	0	0	0	7	0.0
Scott Gomez	2	0	0	0	0	2	0	0	0	0	0	2	0.0
Tim Kennedy	1	0	0	0	0	0	0	0	0	0	0	0	0.0
Martin Havlat	1	0	0	0	0	0	0	0	0	0	0	1	0.0

GOALTENDING

SJS GOALTENDERS	GP	MIN	W-L	SO	GA	SA	SV	GAA	SV%
Antti Niemi	4	258	4-0	0	8	126	118	1.86	.937

POWER PLAY: 7/24 (29.2%)

PENALTY KILL: 8/10 (80.0%)

2013 SHARKS PLAYOFF SUMMARY

WESTERN CONFERENCE SEMIFINALS
SAN JOSE SHARKS (#6) vs. LOS ANGELES KINGS (#5)
SAN JOSE 3, LOS ANGELES 4

DATE	H/A	SCORE	ATT.	GOALTENDERS	GWG
5/14/2013	A	SJS 0, LAK 2	18,118	Niemi/Quick	Slava Voynov
5/16/2013	A	SJS 3, LAK 4	18,118	Niemi/Quick	Trevor Lewis
5/18/2013	H	SJS 2, LAK 1 (OT)	17,562	Niemi/Quick	Logan Couture
5/21/2013	H	SJS 2, LAK 1	17,562	Niemi/Quick	Logan Couture
5/13/2013	A	SJS 0, LAK 3	18,118	Niemi/Quick	Anze Kopitar
5/26/2013	H	SJS 2, LAK 1	17,562	Niemi/Quick	TJ Galiardi
5/28/2013	A	SJS 1, LAK 2	18,118	Niemi/Quick	Justin Williams

GOALS BY PERIOD	1ST	2ND	3RD	OT	TOTAL	SHOTS	1ST	2ND	3RD	OT	TOTAL
SHARKS	3	4	2	1	10	SHARKS	67	65	71	2	205
KINGS	3	6	5	0	14	KINGS	47	58	68	0	173

INDIVIDUAL SCORING

SJS SKATERS	GP	G	A	PTS	+/-	PIM	PP	SH	GW	OT	EN	S	SH%
Joe Pavelski	7	0	4	4	-1	0	0	0	0	0	0	15	0.0
Joe Thornton	7	1	3	4	2	2	1	0	0	0	0	11	9.1
Dan Boyle	7	2	2	4	-4	2	1	0	0	0	0	15	13.3
Logan Couture	7	2	1	3	-5	0	2	0	2	1	0	22	9.1
Patrick Marleau	7	1	2	3	-2	0	0	0	0	0	0	21	4.8
Scott Hannan	7	0	2	2	0	4	0	0	0	0	0	6	0.0
Brad Stuart	7	1	1	2	1	2	0	0	0	0	0	7	14.3
TJ Galiardi	7	1	1	2	1	4	0	0	1	0	0	12	8.3
Scott Gomez	7	0	2	2	0	4	0	0	0	0	0	10	0.0
Brent Burns	7	1	0	1	0	6	0	0	0	0	0	19	5.3
Marc-Edouard Vlasic	7	1	0	1	1	4	0	0	0	0	0	9	11.1
Tommy Wingels	7	0	0	0	0	2	0	0	0	0	0	12	0.0
Bracken Kearns	7	0	0	0	-1	2	0	0	0	0	0	4	0.0
Matt Irwin	7	0	0	0	-4	0	0	0	0	0	0	13	0.0
Justin Braun	7	0	0	0	0	0	0	0	0	0	0	10	0.0
Andrew Desjardins	7	0	0	0	0	0	0	0	0	0	0	5	0.0
James Sheppard	7	0	0	0	-1	4	0	0	0	0	0	8	0.0
Adam Burish	2	0	0	0	0	2	0	0	0	0	0	4	0.0
Tim Kennedy	2	0	0	0	0	2	0	0	0	0	0	0	0.0
Martin Havlat	1	0	0	0	0	0	0	0	0	0	0	0	0.0
Jason Demers	1	0	0	0	0	2	0	0	0	0	0	0	0.0
Raffi Torres	1	0	0	0	-2	2	0	0	0	0	0	2	0.0

GOALTENDING

SJS GOALTENDERS	GP	MIN	W-L	SO	GA	SA	SV	GAA	SV%
Antti Niemi	7	415	3-4	0	13	172	159	1.88	.924

POWER PLAY: 4/26 (15.4%) PENALTY KILL: 15/20 (75.0%)

2012 SHARKS PLAYOFF SUMMARY

WESTERN CONFERENCE QUARTERFINALS
 SAN JOSE SHARKS (#7) vs. ST. LOUIS BLUES (#2)
 SAN JOSE 1, ST. LOUIS 4

DATE	H/A	SCORE	ATT.	GOALTENDERS	GWG
4/12/2012	A	SJS 3, STL 2 (2 OT)	19,333	Niemi/Halak	Martin Havlat
4/14/2012	A	SJS 0, STL 3	19,500	Niemi/HALAK-Elliott	Vladimir Sobotka
4/16/2012	H	SJS 3, STL 4	17,562	Niemi/Elliott	Alexander Steen
4/19/2012	H	SJS 1, STL 2	17,562	Niemi/Elliott	Andy McDonald
4/21/2012	A	SJS 1, STL 3	19,490	Niemi/Elliott	David Perron

GOALS BY PERIOD	1ST	2ND	3RD	OT	TOTAL	SHOTS	1ST	2ND	3RD	OT	TOTAL
SHARKS	1	2	4	1	8	SHARKS	33	51	49	11	144
BLUES	3	3	8	0	14	BLUES	46	56	37	14	153

INDIVIDUAL SCORING

SJS SKATERS	GP	G	A	PTS	+/-	PIM	PP	SH	GW	OT	EN	S	SH%
Joe Thornton	5	2	3	5	2	2	0	0	0	0	0	15	13.3
Logan Couture	5	1	3	4	-1	0	0	0	0	0	0	19	5.3
Martin Havlat	5	2	1	3	-1	8	1	0	1	1	0	15	13.3
Ryane Clowe	5	0	3	3	-3	0	0	0	0	0	0	10	0.0
Brent Burns	5	1	1	2	2	4	1	0	0	0	0	13	7.7
Dan Boyle	5	0	2	2	0	4	0	0	0	0	0	9	0.0
Andrew Desjardins	5	1	0	1	1	2	0	0	0	0	0	5	20.0
Colin White	5	1	0	1	0	0	0	0	0	0	0	1	100.0
Torrey Mitchell	5	0	1	1	0	6	0	0	0	0	0	3	0.0
Tommy Wingels	5	0	1	1	1	7	0	0	0	0	0	3	0.0
Daniel Winnik	5	0	1	1	1	6	0	0	0	0	0	3	0.0
Justin Braun	5	0	0	0	-2	15	0	0	0	0	0	9	0.0
Patrick Marleau	5	0	0	0	-1	4	0	0	0	0	0	9	0.0
Douglas Murray	5	0	0	0	-1	19	0	0	0	0	0	1	0.0
Joe Pavelski	5	0	0	0	-3	5	0	0	0	0	0	13	0.0
Marc-Edouard Vlasic	5	0	0	0	-2	2	0	0	0	0	0	4	0.0
Jason Demers	3	0	0	0	-1	2	0	0	0	0	0	2	0.0
TJ Galiardi	3	0	0	0	-1	6	0	0	0	0	0	1	0.0
Dominic Moore	3	0	0	0	-1	5	0	0	0	0	0	5	0.0
Michal Handzus	2	0	0	0	0	0	0	0	0	0	0	4	0.0
Brad Winchester	1	0	0	0	0	0	0	0	0	0	0	0	0.0

GOALTENDING

SJS GOALTENDERS	GP	MIN	W-L	SO	GA	SA	SV	GAA	SV%
Antti Niemi	5	318	1-4	0	13	151	138	2.45	.914

POWER PLAY: 2/17 (11.8%)

PENALTY KILL: 12/18 (66.7%)

2011 SHARKS PLAYOFF SUMMARY

WESTERN CONFERENCE QUARTERFINALS
SAN JOSE SHARKS (#2) vs. LOS ANGELES KINGS (#7)
SAN JOSE 4, LOS ANGELES KINGS 2

DATE	H/A	SCORE	ATT.	GOALTENDERS	GWG
4/14/2011	H	SJS 3, LAK 2 (OT)	17,562	Niemi/Quick	Joe Pavelski
4/16/2011	H	SJS 0, LAK 4	17,562	Niemi/Quick	Jack Johnson
4/19/2011	A	SJS 6, LAK 5 (OT)	18,216	Niemi-NIITTYYMAKI/Quick	Devin Setoguchi
4/21/2011	A	SJS 6, LAK 3	18,234	Niemi/Quick	Joe Thornton
4/23/2011	H	SJS 1, LAK 3	17,562	NIEMI-Niittymaki/Quick	Kyle Clifford
4/25/2011	A	SJS 6, LAK 5 (OT)	18,118	Niemi/Quick	Joe Thornton

GOALS BY PERIOD	1ST	2ND	3RD	OT	TOTAL	SHOTS	1ST	2ND	3RD	OT	TOTAL
SHARKS	1	12	4	3	22	SHARKS	84	73	55	17	229
KINGS	8	8	4	0	22	KINGS	42	72	46	9	169

INDIVIDUAL SCORING

SJS SKATERS	GP	G	A	PTS	+/-	PIM	PP	SH	GW	OT	EN	S	SH%
Ryane Clowe	6	4	3	7	2	8	2	0	0	0	0	16	25.0
Logan Couture	6	2	3	5	1	0	0	0	0	0	0	20	10.0
Patrick Marleau	6	2	3	5	2	0	0	0	0	0	0	22	9.1
Joe Thornton	6	2	3	5	1	4	0	0	2	1	0	11	18.2
Ian White	5	0	5	5	4	4	0	0	0	0	0	9	0.0
Joe Pavelski	6	3	1	4	4	0	0	0	1	1	0	28	10.7
Dany Heatley	6	2	2	4	-1	2	0	0	0	0	0	16	12.5
Torrey Mitchell	6	1	3	4	3	0	0	0	0	0	0	15	6.7
Kyle Wellwood	6	1	3	4	6	0	0	0	0	0	0	9	11.1
Jason Demers	6	2	1	3	0	6	0	0	0	0	0	10	20.0
Dan Boyle	6	0	3	3	-1	4	0	0	0	0	0	19	0.0
Niclas Wallin	6	0	3	3	1	10	0	0	0	0	0	10	0.0
Devin Setoguchi	6	1	1	2	-2	4	0	0	1	1	0	22	4.5
Douglas Murray	6	0	1	1	1	2	0	0	0	0	0	9	0.0
Marc-Edouard Vlasic	6	0	1	1	2	0	0	0	0	0	0	5	0.0
Jamal Mayers	6	0	0	0	-3	12	0	0	0	0	0	2	0.0
Scott Nichol	6	0	0	0	-3	12	0	0	0	0	0	3	0.0
Ben Eager	4	0	0	0	-2	7	0	0	0	0	0	2	0.0
Jamie McGinn	2	0	0	0	-1	15	0	0	0	0	0	0	0.0
Justin Braun	1	0	0	0	-1	0	0	0	0	0	0	1	0.0

GOALTENDING

SJS GOALTENDERS	GP	MIN	W-L	SO	GA	SA	SV	GAA	SV%
Antti Niemi	6	286	3-2	0	19	139	120	3.99	.863
Antero Niittymaki	2	91	1-0	0	1	30	29	0.66	.967

POWER PLAY: 2/23 (8.7%)PENALTY KILL: 19/24 (79.2%)

2011 SHARKS PLAYOFF SUMMARY

WESTERN CONFERENCE SEMIFINALS
 SAN JOSE SHARKS (#2) vs. DETROIT RED WINGS (#3)
 SAN JOSE 4, DETROIT 3

DATE	H/A	SCORE	ATT.	GOALTENDERS	GWG
4/29/2011	H	SJS 2, DET 1 (OT)	17,562	Niemi/Howard	Benn Ferriero
5/1/2011	H	SJS 2, DET 1	17,562	Niemi/Howard	Niclas Wallin
5/4/2011	A	SJS 4, DET 3 (OT)	20,066	Niemi/Howard	Devin Setoguchi
5/6/2011	A	SJS 3, DET 4	20,066	Niemi/Howard	Darren Helm
5/8/2011	H	SJS 3, DET 4	17,562	Niemi/Howard	Tomáš Holmstrom
5/10/2011	A	SJS 1, DET 3	20,066	Niemi/Howard	Valtteri Filppula
5/12/2011	H	SJS 3, DET 2	17,562	Niemi/Howard	Patrick Marleau

GOALS BY PERIOD	1ST	2ND	3RD	OT	TOTAL	SHOTS	1ST	2ND	3RD	OT	TOTAL
SHARKS	6	3	7	2	18	SHARKS	78	78	80	10	246
RED WINGS	5	4	9	0	18	RED WINGS	85	82	72	8	247

INDIVIDUAL SCORING

SJS SKATERS	GP	G	A	PTS	+/-	PIM	PP	SH	GW	OT	EN	S	SH%
Dan Boyle	7	2	6	8	-1	2	0	0	0	0	0	27	7.4
Logan Couture	7	4	3	7	2	2	0	0	0	0	0	27	14.8
Devin Setoguchi	7	5	1	6	-1	8	3	0	1	1	0	27	18.5
Joe Thornton	7	0	6	6	-3	10	0	0	0	0	0	17	0.0
Ryane Clowe	6	0	6	6	4	10	0	0	0	0	0	13	0.0
Dany Heatley	7	1	3	4	-1	6	0	0	0	0	0	17	5.9
Joe Pavelski	7	2	1	3	0	6	1	0	0	0	0	18	11.1
Kyle Wellwood	7	0	3	3	1	0	0	0	0	0	0	4	0.0
Ian White	7	1	1	2	1	4	1	0	0	0	0	19	5.3
Benn Ferriero	7	1	0	1	0	6	0	0	1	1	0	2	50.0
Patrick Marleau	7	1	0	1	-1	2	0	0	1	0	0	21	4.8
Niclas Wallin	7	1	0	1	1	0	0	0	1	0	0	10	10.0
Torrey Mitchell	7	0	1	1	-1	6	0	0	0	0	0	11	0.0
Jason Demers	7	0	0	0	-1	2	0	0	0	0	0	10	0.0
Douglas Murray	7	0	0	0	-2	2	0	0	0	0	0	8	0.0
Scott Nichol	7	0	0	0	-3	2	0	0	0	0	0	4	0.0
Marc-Edouard Vlasic	7	0	0	0	0	4	0	0	0	0	0	8	0.0
Ben Eager	4	0	0	0	0	12	0	0	0	0	0	2	0.0
Jamal Mayers	2	0	0	0	-1	0	0	0	0	0	0	0	0.0
Jamie McGinn	2	0	0	0	0	0	0	0	0	0	0	1	0.0

GOALTENDING

SJS GOALTENDERS	GP	MIN	W-L	SO	GA	SA	SV	GAA	SV%
Antti Niemi	7	432	4-3	0	17	246	229	2.36	.931

POWER PLAY: 5/28 (17.9%)

PENALTY KILL: 24/28 (85.7%)

2011 SHARKS PLAYOFF SUMMARY

WESTERN CONFERENCE FINAL
SAN JOSE SHARKS (#2) vs. VANCOUVER CANUCKS (#1)
SAN JOSE 1, VANCOUVER 4

DATE	H/A	SCORE	ATT.	GOALTENDERS	GWG
5/15/2011	A	SJS 2, VAN 3	18,860	Niemi/Luongo	Henrik Sedin
5/18/2011	A	SJS 3, VAN 7	18,860	Niemi/Luongo	Chris Higgins
5/20/2011	H	SJS 4, VAN 3	17,562	Niemi/Luongo	Dan Boyle
5/22/2011	H	SJS 2, VAN 4	17,562	Niemi/Luongo	Sami Salo
5/24/2011	A	SJS 2, VAN 3 (OT)	18,860	Niemi/Luongo	Kevin Bieksa

GOALS BY PERIOD	1ST	2ND	3RD	OT	TOTAL	SHOTS	1ST	2ND	3RD	OT	TOTAL
SHARKS	6	2	5	0	13	SHARKS	64	53	52	20	189
CANUCKS	3	5	11	1	20	CANUCKS	44	51	44	14	153

INDIVIDUAL SCORING

SJS SKATERS	GP	G	A	PTS	+/-	PIM	PP	SH	GW	OT	EN	S	SH%
Patrick Marleau	5	4	3	7	-2	7	3	0	0	0	0	16	25.0
Joe Thornton	5	1	5	6	-3	2	0	0	0	0	0	20	5.0
Dan Boyle	5	2	3	5	-5	2	2	0	1	0	0	21	9.5
Joe Pavelski	5	0	3	3	-3	4	0	0	0	0	0	12	0.0
Ryane Clowe	5	2	0	2	-1	14	1	0	0	0	0	10	20.0
Logan Couture	5	1	1	2	-1	0	1	0	0	0	0	17	5.9
Devin Setoguchi	5	1	1	2	-4	0	0	0	0	0	0	16	6.2
Marc-Edouard Vlasic	5	0	2	2	2	0	0	0	0	0	0	5	0.0
Ian White	5	0	2	2	-2	0	0	0	0	0	0	12	0.0
Andrew Desjardins	3	1	0	1	1	4	0	0	0	0	0	4	25.0
Ben Eager	2	1	0	1	0	22	0	0	0	0	0	7	14.3
Dany Heatley	5	0	1	1	0	4	0	0	0	0	0	14	0.0
Kent Huskins	5	0	1	1	1	2	0	0	0	0	0	2	0.0
Jamie McGinn	3	0	1	1	1	15	0	0	0	0	0	2	0.0
Torrey Mitchell	5	0	0	0	-2	4	0	0	0	0	0	7	0.0
Douglas Murray	5	0	0	0	-6	4	0	0	0	0	0	10	0.0
Niclas Wallin	5	0	0	0	0	0	0	0	0	0	0	4	0.0
Kyle Wellwood	5	0	0	0	-1	0	0	0	0	0	0	5	0.0
Jamal Mayers	4	0	0	0	1	0	0	0	0	0	0	3	0.0
Scott Nichol	2	0	0	0	-1	12	0	0	0	0	0	1	0.0
Benn Ferriero	1	0	0	0	0	0	0	0	0	0	0	1	0.0

GOALTENDING

SJS GOALTENDERS	GP	MIN	W-L	SO	GA	SA	SV	GAA	SV%
Antti Niemi	5	326	1-4	0	20	153	133	3.68	.869

POWER PLAY: 7/22 (31.8%) PENALTY KILL: 15/24 (62.5%)

2010 SHARKS PLAYOFF SUMMARY

WESTERN CONFERENCE QUARTERFINALS
 SAN JOSE SHARKS (#1) vs. COLORADO AVALANCHE (#8)
 SAN JOSE 4, COLORADO 2

DATE	H/A	SCORE	ATT.	GOALTENDERS	GWG
4/14/2010	H	SJS 1, COL 2	17,562	Nabokov/Anderson	Chris Stewart
4/16/2010	H	SJS 6, COL 5 (OT)	17,562	Nabokov/Anderson	Devin Setoguchi
4/18/2010	A	SJS 0, COL 1 (OT)	18,007	Nabokov/Anderson	Ryan O'Reilly
4/20/2010	A	SJS 2, COL 1 (OT)	18,007	Nabokov/Anderson	Joe Pavelski
4/22/2010	H	SJS 5, COL 0	17,562	Nabokov/Anderson	Logan Couture
4/24/2010	A	SJS 5, COL 2	18,007	Nabokov/Anderson	Joe Pavelski

GOALS BY PERIOD	1ST	2ND	3RD	OT	TOTAL	SHOTS	1ST	2ND	3RD	OT	TOTAL
SHARKS	3	6	8	2	19	SHARKS	70	79	78	18	249
AVALANCHE	1	6	3	1	11	AVALANCHE	41	50	47	11	149

INDIVIDUAL SCORING

SJS SKATERS	GP	G	A	PTS	+/-	PIM	PP	SH	GW	OT	EN	S	SH%
Joe Pavelski	6	5	3	8	6	4	1	0	2	1	0	25	20.0
Ryane Clowe	6	1	7	8	6	0	0	0	0	0	0	22	4.5
Devin Setoguchi	6	3	3	6	4	4	1	0	1	1	1	33	9.1
Dan Boyle	6	2	4	6	5	0	1	0	0	0	0	15	13.3
Douglas Murray	6	1	4	5	4	0	0	0	0	0	1	2	50.0
Dany Heatley	5	0	4	4	-1	0	0	0	0	0	0	15	0.0
Patrick Marleau	6	1	2	3	-2	6	1	0	0	0	0	24	4.2
Joe Thornton	6	0	3	3	-4	0	0	0	0	0	0	15	0.0
Logan Couture	6	2	0	2	2	0	0	0	1	0	0	6	33.3
Rob Blake	6	1	1	2	1	8	0	0	0	0	0	21	4.8
Scott Nichol	6	1	1	2	2	8	0	0	0	0	0	13	7.7
Manny Malhotra	6	1	0	1	0	0	1	0	0	0	0	24	4.2
Dwight Helminen	4	1	0	1	1	0	0	0	0	0	0	5	20.0
Jason Demers	6	0	1	1	-1	6	0	0	0	0	0	5	0.0
Torrey Mitchell	6	0	1	1	0	0	0	0	0	0	0	8	0.0
Marc-Edouard Vlasic	6	0	1	1	1	0	0	0	0	0	0	6	0.0
Jed Ortmeyer	2	0	1	1	1	0	0	0	0	0	0	1	0.0
Kent Huskins	6	0	0	0	-1	2	0	0	0	0	0	1	0.0
Jamie McGinn	6	0	0	0	2	6	0	0	0	0	0	4	0.0
Niclas Wallin	1	0	0	0	0	0	0	0	0	0	0	0	0.0

GOALTENDING

SJS GOALTENDERS	GP	MIN	W-L	SO	GA	SA	SV	GAA	SV%
Evgeni Nabokov	6	375	4-2	1	11	149	138	1.76	.926

POWER PLAY: 5/26 (19.2%)

PENALTY KILL: 13/15 (86.7%)

2010 SHARKS PLAYOFF SUMMARY

WESTERN CONFERENCE SEMIFINALS
SAN JOSE SHARKS (#1) vs. DETROIT RED WINGS (#5)
SAN JOSE 4, DETROIT 1

DATE	H/A	SCORE	ATT.	GOALTENDERS	GWG
4/29/2010	H	SJS 4, DET 3	17,562	Nabokov/Howard	Joe Pavelski
5/2/2010	H	SJS 4, DET 3	17,562	Nabokov/Howard	Joe Thornton
5/4/2010	A	SJS 4, DET 3 (OT)	20,066	Nabokov/Howard	Patrick Marleau
5/6/2010	A	SJS 1, DET 7	20,066	NABOKOV-Greiss/Howard	Johan Franzen
5/8/2010	H	SJS 2, DET 1	17,562	Nabokov/Howard	Patrick Marleau

GOALS BY PERIOD	1ST	2ND	3RD	OT	TOTAL	SHOTS	1ST	2ND	3RD	OT	TOTAL
SHARKS	6	2	6	1	15	SHARKS	59	42	59	6	166
RED WINGS	10	5	2	0	17	RED WINGS	46	56	53	5	160

INDIVIDUAL SCORING

SJS SKATERS	GP	G	A	PTS	+/-	PIM	PP	SH	GW	OT	EN	S	SH%
Joe Thornton	5	3	5	8	-2	16	1	0	1	0	0	10	30.0
Joe Pavelski	5	4	3	7	1	2	4	0	1	0	0	27	14.8
Dany Heatley	5	2	5	7	-2	10	1	0	0	0	0	16	12.5
Patrick Marleau	4	2	2	4	1	2	0	0	2	1	0	18	11.1
Dan Boyle	5	0	3	3	-4	6	0	0	0	0	0	23	0.0
Jason Demers	5	0	3	3	0	2	0	0	0	0	0	3	0.0
Devin Setoguchi	5	2	0	2	1	0	0	0	0	0	0	11	18.2
Ryane Clowe	5	1	1	2	-1	12	0	0	0	0	0	10	10.0
Logan Couture	5	1	0	1	0	2	0	0	0	0	0	7	14.3
Torrey Mitchell	5	0	1	1	-4	2	0	0	0	0	0	7	0.0
Douglas Murray	5	0	1	1	-3	6	0	0	0	0	0	5	0.0
Marc-Edouard Vlasic	5	0	1	1	0	4	0	0	0	0	0	6	0.0
Rob Blake	5	0	0	0	0	0	0	0	0	0	0	6	0.0
Kent Huskins	5	0	0	0	-1	4	0	0	0	0	0	1	0.0
Manny Malhotra	5	0	0	0	0	0	0	0	0	0	0	6	0.0
Jamie McGinn	5	0	0	0	-1	2	0	0	0	0	0	4	0.0
Scott Nichol	5	0	0	0	-2	9	0	0	0	0	0	5	0.0
Dwight Helminen	3	0	0	0	-1	4	0	0	0	0	0	0	0.0
Jed Ortmeyer	2	0	0	0	-2	0	0	0	0	0	0	1	0.0
Niclas Wallin	1	0	0	0	0	0	0	0	0	0	0	0	0.0

GOALTENDING

SJS GOALTENDERS	GP	MIN	W-L	SO	GA	SA	SV	GAA	SV%
Evgeni Nabokov	5	267	4-1	0	15	132	117	3.37	.886
Thomas Greiss	1	40	0-0	0	2	28	26	3.00	.929

POWER PLAY: 6/31 (19.4%) PENALTY KILL: 19/23 (82.6%)

2010 SHARKS PLAYOFF SUMMARY

WESTERN CONFERENCE FINAL
 SAN JOSE SHARKS (#1) vs. CHICAGO BLACKHAWKS (#2)
 SAN JOSE 0, CHICAGO 4

DATE	H/A	SCORE	ATT.	GOALTENDERS	GWG
5/16/2010	H	SJS 1, CHI 2	17,562	Nabokov/Niemi	Dustin Byfuglien
5/18/2010	H	SJS 2, CHI 4	17,562	Nabokov/Niemi	Jonathan Toews
5/21/2010	A	SJS 2, CHI 3 (OT)	22,311	Nabokov/Niemi	Dustin Byfuglien
5/23/2010	A	SJS 2, CHI 4	22,224	Nabokov/Niemi	Dustin Byfuglien

GOALS BY PERIOD	1ST	2ND	3RD	OT	TOTAL	SHOTS	1ST	2ND	3RD	OT	TOTAL
SHARKS	2	3	2	0	7	SHARKS	41	48	42	5	136
BLACKHAWKS	1	6	5	1	13	BLACKHAWKS	37	42	37	11	127

INDIVIDUAL SCORING

SJS SKATERS	GP	G	A	PTS	+/-	PIM	PP	SH	GW	OT	EN	S	SH%
Patrick Marleau	4	5	1	6	-2	0	2	1	0	0	0	14	35.7
Dan Boyle	4	0	5	5	-2	2	0	0	0	0	0	9	0.0
Dany Heatley	4	0	2	2	-4	6	0	0	0	0	0	14	0.0
Joe Pavelski	4	0	2	2	-1	0	0	0	0	0	0	13	0.0
Logan Couture	4	1	0	1	-1	2	0	0	0	0	0	5	20.0
Jason Demers	4	1	0	1	1	0	1	0	0	0	0	4	25.0
Douglas Murray	4	0	1	1	-2	2	0	0	0	0	0	7	0.0
Devin Setoguchi	4	0	1	1	-2	2	0	0	0	0	0	14	0.0
Joe Thornton	4	0	1	1	-5	2	0	0	0	0	0	10	0.0
Marc-Edouard Vlasic	4	0	1	1	-1	0	0	0	0	0	0	3	0.0
Rob Blake	4	0	0	0	-1	2	0	0	0	0	0	11	0.0
Ryane Clowe	4	0	0	0	-1	16	0	0	0	0	0	10	0.0
Kent Huskins	4	0	0	0	-3	0	0	0	0	0	0	1	0.0
Manny Malhotra	4	0	0	0	-1	0	0	0	0	0	0	7	0.0
Jamie McGinn	4	0	0	0	0	0	0	0	0	0	0	3	0.0
Torrey Mitchell	4	0	0	0	-1	0	0	0	0	0	0	6	0.0
Scott Nichol	4	0	0	0	-1	0	0	0	0	0	0	3	0.0
Niclas Wallin	4	0	0	0	-3	2	0	0	0	0	0	2	0.0

GOALTENDING

SJS GOALTENDERS	GP	MIN	W-L	SO	GA	SA	SV	GAA	SV%
Evgeni Nabokov	4	248	0-4	0	12	126	114	2.90	.905

POWER PLAY: 3/14 (21.4%)

PENALTY KILL: 8/11 (72.7%)

2009 SHARKS PLAYOFF SUMMARY

WESTERN CONFERENCE QUARTERFINALS
SAN JOSE SHARKS (#1) vs. ANAHEIM DUCKS (#8)
SAN JOSE 2, ANAHEIM 4

DATE	H/A	SCORE	ATT.	GOALTENDERS	GWG
4/16/2009	H	SJS 0, ANA 2	17,496	Nabokov/Hiller	Scott Niedermayer
4/19/2009	H	SJS 2, ANA 3	17,496	Nabokov/Hiller	Bobby Ryan
4/21/2009	A	SJS 4, ANA 3	16,277	Nabokov/Hiller	Patrick Marleau
4/23/2009	A	SJS 0, ANA 4	16,830	Nabokov/Hiller	Bobby Ryan
4/25/2009	H	SJS 3, ANA 2 (OT)	17,496	Nabokov/Hiller	Patrick Marleau
4/27/2009	A	SJS 1, ANA 4	17,174	Nabokov/Hiller	Teemu Selanne

GOALS BY PERIOD	1ST	2ND	3RD	OT	TOTAL	SHOTS	1ST	2ND	3RD	OT	TOTAL
SHARKS	4	3	2	1	10	SHARKS	82	74	67	7	230
DUCKS	4	5	9	0	18	DUCKS	48	58	47	3	156

INDIVIDUAL SCORING

SJS SKATERS	GP	G	A	PTS	+/-	PIM	PP	SH	GW	OT	EN	S	SH%
Joe Thornton	6	1	4	5	-3	5	1	0	0	0	0	17	5.9
Dan Boyle	6	2	2	4	-1	8	1	0	0	0	0	18	11.1
Robert Blake	6	1	3	4	-5	4	0	0	0	0	0	26	3.8
Patrick Marleau	6	2	1	3	0	8	1	0	2	1	0	12	16.7
Devin Setoguchi	6	1	2	3	-1	2	0	0	0	0	0	17	5.9
Jonathan Cheechoo	6	1	1	2	1	4	0	0	0	0	0	17	5.9
Ryane Clowe	6	1	1	2	-4	8	0	0	0	0	0	11	9.1
Milan Michalek	6	1	0	1	-3	2	1	0	0	0	0	20	5.0
Jeremy Roenick	6	0	1	1	-1	12	0	0	0	0	0	11	0.0
Joe Pavelski	6	0	1	1	-3	9	0	0	0	0	0	18	0.0
Marc-Edouard Vlasic	6	0	1	1	-6	0	0	0	0	0	0	5	0.0
Claude Lemieux	1	0	0	0	0	0	0	0	0	0	0	1	0.0
Jody Shelley	1	0	0	0	0	0	0	0	0	0	0	0	0.0
Torrey Mitchell	4	0	0	0	-1	2	0	0	0	0	0	0	0.0
Mike Grier	6	0	0	0	-2	6	0	0	0	0	0	8	0.0
Brad Lukowich	6	0	0	0	1	0	0	0	0	0	0	6	0.0
Douglas Murray	6	0	0	0	-1	9	0	0	0	0	0	3	0.0
Travis Moen	6	0	0	0	-4	2	0	0	0	0	0	4	0.0
Marcel Goc	6	0	0	0	-2	2	0	0	0	0	0	7	0.0
Christian Ehrhoff	6	0	0	0	-2	2	0	0	0	0	0	20	0.0

GOALTENDING

SJS GOALTENDERS	GP	MIN	W-L	SO	GA	SA	SV	GAA	SV%
Evgeni Nabokov	6	362	2-4	0	17	155	138	2.82	.890

POWER PLAY: 4/24 (16.7%) PENALTY KILL: 18/23 (78.3%)

2008 SHARKS PLAYOFF SUMMARY

WESTERN CONFERENCE QUARTERFINALS
 SAN JOSE SHARKS (#2) vs. CALGARY FLAMES (#7)
 SAN JOSE 4, CALGARY 3

DATE	H/A	SCORE	ATT.	GOALTENDERS	GWG
4/9/2008	H	SJS 2, CGY 3	17,496	Nabokov/Kiprusoff	Stephane Yelle
4/10/2008	H	SJS 2, CGY 0	17,496	Nabokov/Kiprusoff	Joe Pavelski
4/13/2008	A	SJS 3, CGY 4	19,289	Nabokov/KIPRUSOFF-Joseph	Owen Nolan
4/15/2008	A	SJS 3, CGY 2	19,289	Nabokov/Kiprusoff	Joe Thornton
4/17/2008	H	SJS 4, CGY 3	17,496	Nabokov/Kiprusoff	Jonathan Cheechoo
4/20/2008	A	SJS 0, CGY 2	19,289	Nabokov/Kiprusoff	Owen Nolan
4/22/2008	H	SJS 5, CGY 3	17,496	Nabokov/KIPRUSOFF-Joseph	Joe Pavelski

GOALS BY PERIOD	1ST	2ND	3RD	OT	TOTAL	SHOTS	1ST	2ND	3RD	OT	TOTAL
SHARKS	5	9	5	0	19	SHARKS	57	106	66	0	229
FLAMES	6	6	5	0	17	FLAMES	52	58	52	0	162

INDIVIDUAL SCORING

SJS SKATERS	GP	G	A	PTS	+/-	PIM	PP	SH	GW	OT	EN	S	SH%
Ryane Clowe	7	4	4	8	1	8	2	0	0	0	0	30	13.3
Joe Pavelski	7	3	4	7	3	0	1	0	2	0	0	27	11.1
Joe Thornton	7	2	5	7	1	0	1	0	1	0	0	14	14.3
Patrick Marleau	7	2	4	6	0	2	0	0	0	0	0	24	8.3
Jonathan Cheechoo	7	3	2	5	1	2	0	0	1	0	0	18	16.7
Jeremy Roenick	6	2	2	4	0	0	1	0	0	0	0	7	28.6
Brian Campbell	7	0	3	3	-1	0	0	0	0	0	0	11	0.0
Craig Rivet	7	0	3	3	-1	6	0	0	0	0	0	13	0.0
Christian Ehrhoff	4	0	3	3	4	6	0	0	0	0	0	6	0.0
Douglas Murray	7	1	1	2	0	0	0	0	0	0	0	11	9.1
Devin Setoguchi	4	1	1	2	0	0	0	0	0	0	0	7	14.3
Torrey Mitchell	7	1	0	1	0	8	1	0	0	0	0	10	10.0
Mike Grier	7	0	1	1	1	0	0	0	0	0	0	13	0.0
Marc-Edouard Vlasic	7	0	1	1	3	0	0	0	0	0	0	10	0.0
Milan Michalek	7	0	0	0	2	2	0	0	0	0	0	7	0.0
Matt Carle	6	0	0	0	1	4	0	0	0	0	0	2	0.0
Jody Shelley	6	0	0	0	-1	2	0	0	0	0	0	1	0.0
Kyle McLaren	5	0	0	0	-2	6	0	0	0	0	0	0	0.0
Patrick Rissmiller	5	0	0	0	-1	4	0	0	0	0	0	12	0.0
Curtis Brown	4	0	0	0	-2	2	0	0	0	0	0	2	0.0
Marcel Goc	1	0	0	0	1	0	0	0	0	0	0	1	0.0
Alexei Semenov	1	0	0	0	0	0	0	0	0	0	0	3	0.0

GOALTENDING

SJS GOALTENDERS	GP	MIN	W-L	SO	GA	SA	SV	GAA	SV%
Evgeni Nabokov	7	416	4-3	1	17	162	145	2.45	.895

POWER PLAY: 6/31 (19.4%)

PENALTY KILL: 16/22 (72.7%)

2008 SHARKS PLAYOFF SUMMARY

WESTERN CONFERENCE SEMIFINALS
SAN JOSE SHARKS (#2) vs. DALLAS STARS (#5)
SAN JOSE 2, DALLAS 4

DATE	H/A	SCORE	ATT.	GOALTENDERS	GWG
4/25/2008	H	SJS 2, DAL 3 (OT)	17,496	Nabokov/Turco	Brenden Morrow
4/27/2008	H	SJS 2, DAL 5	17,496	NABOKOV-Boucher/Turco	Mike Modano
4/29/2008	A	SJS 1, DAL 2 (OT)	18,532	Nabokov/Turco	Mattias Norstrom
4/30/2008	A	SJS 2, DAL 1	18,584	Nabokov/Turco	Milan Michalek
5/2/2008	H	SJS 3, DAL 2 (OT)	17,496	Nabokov/Turco	Joe Pavelski
5/4/2008	A	SJS 1, DAL 2 (4 OT)	18,532	Nabokov/Turco	Brenden Morrow

GOALS BY PERIOD	1ST	2ND	3RD	OT	TOTAL	SHOTS	1ST	2ND	3RD	OT	TOTAL
SHARKS	2	3	5	1	11	SHARKS	49	53	49	35	186
STARS	1	6	5	3	15	STARS	40	46	46	40	172

INDIVIDUAL SCORING

SJS SKATERS	GP	G	A	PTS	+/-	PIM	PP	SH	GW	OT	EN	S	SH%
Milan Michalek	6	4	0	4	3	2	1	0	1	0	0	16	25.0
Brian Campbell	6	1	3	4	4	4	0	0	0	0	0	11	9.1
Jonathan Cheechoo	6	1	2	3	2	2	0	0	0	0	0	16	6.2
Craig Rivet	6	0	3	3	3	10	0	0	0	0	0	4	0.0
Joe Thornton	6	0	3	3	2	2	0	0	0	0	0	15	0.0
Patrick Marleau	6	2	0	2	-2	0	0	2	0	0	0	21	9.5
Joe Pavelski	6	2	0	2	0	0	1	0	1	1	0	17	11.8
Christian Ehrhoff	6	0	2	2	-3	8	0	0	0	0	0	3	0.0
Torrey Mitchell	6	0	2	2	-2	2	0	0	0	0	0	10	0.0
Ryane Clowe	6	1	0	1	-3	4	0	0	0	0	0	11	9.1
Jeremy Roenick	6	0	1	1	0	2	0	0	0	0	0	13	0.0
Matt Carle	5	0	1	1	-1	0	0	0	0	0	0	5	0.0
Mike Grier	6	0	0	0	-3	2	0	0	0	0	0	9	0.0
Douglas Murray	6	0	0	0	0	2	0	0	0	0	0	8	0.0
Marc-Edouard Vlasic	6	0	0	0	-5	0	0	0	0	0	0	5	0.0
Devin Setoguchi	5	0	0	0	-2	2	0	0	0	0	0	5	0.0
Tomáš Plihal	4	0	0	0	1	0	0	0	0	0	0	9	0.0
Curtis Brown	3	0	0	0	0	2	0	0	0	0	0	3	0.0
Marcel Goc	3	0	0	0	0	2	0	0	0	0	0	4	0.0
Patrick Rissmiller	3	0	0	0	-2	0	0	0	0	0	0	1	0.0
Alexei Semenov	1	0	0	0	0	2	0	0	0	0	0	0	0.0

GOALTENDING

SJS GOALTENDERS	GP	MIN	W-L-T	SO	GA	SA	SV	GAA	SV%
Evgeni Nabokov	6	437	2-4	0	14	171	157	1.92	.918
Brian Boucher	1	2	0-0	0	0	0	0	0.00	.000

POWER PLAY: 2/25 (8.0%) PENALTY KILL: 17/22 (77.3%)

2007 SHARKS PLAYOFF SUMMARY

WESTERN CONFERENCE QUARTERFINALS
 SAN JOSE SHARKS (#5) vs. NASHVILLE PREDATORS (#4)
 SAN JOSE 4, NASHVILLE 1

DATE	H/A	SCORE	ATT.	GOALTENDERS	GWG
4/11/2007	A	SJS 5, NSH 4 (OT)	17,113	Nabokov/Vokoun	Patrick Rissmiller
4/13/2007	A	SJS 2, NSH 5	17,113	Nabokov/Vokoun	J-P Dumont
4/16/2007	H	SJS 3, NSH 2	17,496	Nabokov/Vokoun	Ryane Clowe
4/18/2007	H	SJS 3, NSH 1	17,496	Nabokov/Vokoun	Milan Michalek
4/20/2007	A	SJS 3, NSH 2	17,113	Nabokov/Vokoun	Patrick Marleau

GOALS BY PERIOD	1ST	2ND	3RD	OT	TOTAL	SHOTS	1ST	2ND	3RD	OT	TOTAL
SHARKS	4	8	3	1	16	SHARKS	56	57	36	14	163
PREDATORS	3	7	4	0	14	PREDATORS	40	38	39	17	134

INDIVIDUAL SCORING

SJS SKATERS	GP	G	A	PTS	+/-	PIM	PP	SH	GW	OT	EN	S	SH%
Patrick Marleau	5	3	3	6	0	0	1	0	1	0	0	17	17.6
Joe Thornton	5	0	6	6	2	0	0	0	0	0	0	11	0.0
Craig Rivet	5	2	3	5	-3	8	1	0	0	0	0	17	11.8
Milan Michalek	5	4	0	4	1	2	0	0	1	0	0	15	26.7
Ryane Clowe	5	3	0	3	0	17	0	0	1	0	0	5	60.0
Matt Carle	5	1	2	3	2	0	0	0	0	0	0	8	12.5
Jonathan Cheechoo	5	0	3	3	2	0	0	0	0	0	0	12	0.0
Mike Grier	5	1	1	2	-1	25	0	0	0	0	0	23	4.3
Patrick Rissmiller	5	1	1	2	0	0	0	0	1	1	0	7	14.3
Christian Ehrhoff	5	0	2	2	3	2	0	0	0	0	0	8	0.0
Bill Guerin	5	0	2	2	-1	10	0	0	0	0	0	15	0.0
Scott Hannan	5	0	2	2	3	17	0	0	0	0	0	1	0.0
Joe Pavelski	3	1	0	1	2	0	0	0	0	0	0	5	20.0
Steve Bernier	5	0	1	1	2	2	0	0	0	0	0	6	0.0
Curtis Brown	5	0	1	1	0	2	0	0	0	0	0	4	0.0
Marcel Goc	5	0	1	1	1	2	0	0	0	0	0	4	0.0
Kyle McLaren	5	0	1	1	1	4	0	0	0	0	0	2	0.0
Marc-Edouard Vlasic	5	0	1	1	2	0	0	0	0	0	0	1	0.0
Mark Bell	2	0	0	0	-1	2	0	0	0	0	0	2	0.0

GOALTENDING

SJS GOALTENDERS	GP	MIN	W-L	SO	GA	SA	SV	GAA	SV%
Evgeni Nabokov	5	327	4-1	0	13	133	120	2.39	.902

POWER PLAY: 2/30 (6.7%)

PENALTY KILL: 19/22 (86.4%)

2007 SHARKS PLAYOFF SUMMARY

WESTERN CONFERENCE SEMIFINALS
SAN JOSE SHARKS (#5) vs. DETROIT RED WINGS (#1)
SAN JOSE 2, DETROIT 4

DATE	H/A	SCORE	ATT.	GOALTENDERS	GWG
4/26/2007	A	SJS 2, DET 0	18,712	Nabokov/Hasek	Matt Carle
4/28/2007	A	SJS 2, DET 3	19,113	Nabokov/Hasek	Pavel Datsyuk
4/30/2007	H	SJS 2, DET 1 (OT)	17,496	Nabokov/Hasek	Jonathan Cheechoo
5/2/2007	H	SJS 2, DET 3 (OT)	17,496	Nabokov/Hasek	Mathieu Schneider
5/5/2007	A	SJS 1, DET 4	19,937	Nabokov/Hasek	Pavel Datsyuk
5/7/2007	H	SJS 0, DET 2	17,496	Nabokov/Hasek	Mikael Samuelsson

GOALS BY PERIOD	1ST	2ND	3RD	OT	TOTAL	SHOTS	1ST	2ND	3RD	OT	TOTAL
SHARKS	2	3	5	1	11	SHARKS	49	53	49	35	186
RED WINGS	4	3	5	1	13	RED WINGS	59	59	60	12	190

INDIVIDUAL SCORING

SJS SKATERS	GP	G	A	PTS	+/-	PIM	PP	SH	GW	OT	EN	S	SH%
Joe Thornton	6	1	4	5	0	10	0	0	0	0	0	12	8.3
Jonathan Cheechoo	6	3	0	3	-1	6	1	0	1	1	0	15	20.0
Ryane Clowe	6	1	2	3	-2	0	0	0	0	0	0	9	11.1
Kyle McLaren	6	0	3	3	-3	6	0	0	0	0	0	5	0.0
Marcel Goc	6	2	0	2	2	2	0	0	0	0	0	12	16.7
Matt Carle	6	1	1	2	1	0	1	0	1	0	0	4	25.0
Mike Grier	6	1	1	2	2	2	0	0	0	0	0	8	12.5
Milan Michalek	6	0	2	2	2	2	0	0	0	0	0	12	0.0
Patrick Rissmiller	6	0	2	2	1	0	0	0	0	0	0	11	0.0
Curtis Brown	6	0	1	1	1	0	0	0	0	0	0	6	0.0
Steve Bernier	6	0	0	0	0	0	0	0	0	0	0	9	0.0
Christian Ehrhoff	6	0	0	0	-2	4	0	0	0	0	0	4	0.0
Scott Hannan	6	0	0	0	1	16	0	0	0	0	0	5	0.0
Patrick Marleau	6	0	0	0	-5	2	0	0	0	0	0	11	0.0
Craig Rivet	6	0	0	0	-2	10	0	0	0	0	0	4	0.0
Marc-Edouard Vlasic	6	0	0	0	3	2	0	0	0	0	0	2	0.0
Bill Guerin	4	0	0	0	-2	2	0	0	0	0	0	7	0.0
Joe Pavelski	3	0	0	0	0	0	0	0	0	0	0	1	0.0
Mark Smith	2	0	0	0	0	4	0	0	0	0	0	7	0.0
Mark Bell	2	0	0	0	-1	0	0	0	0	0	0	0	0.0

GOALTENDING

SJS GOALTENDERS	GP	MIN	W-L	SO	GA	SA	SV	GAA	SV%
Evgeni Nabokov	6	374	2-4	1	13	190	177	1.90	.932

POWER PLAY: 2/27 (7.4%) PENALTY KILL: 20/25 (80.0%)

2006 SHARKS PLAYOFF SUMMARY

WESTERN CONFERENCE QUARTERFINALS
 SAN JOSE SHARKS (#5) vs. NASHVILLE PREDATORS (#4)
 SAN JOSE 4, NASHVILLE 1

DATE	H/A	SCORE	ATT.	GOALTENDERS	GWG
4/21/2006	A	SJS 3, NSH 4	17,113	Toskala/Mason	Adam Hall
4/23/2006	A	SJS 3, NSH 0	16,707	Toskala/Mason	Jonathan Cheechoo
4/25/2006	H	SJS 4, NSH 1	17,496	Toskala/Mason	Steve Bernier
4/27/2006	H	SJS 5, NSH 4	17,496	Toskala/Mason	Patrick Marleau
4/30/2006	A	SJS 2, NSH 1	16,061	Toskala/Mason	Patrick Marleau

GOALS BY PERIOD	1ST	2ND	3RD	OT	TOTAL	SHOTS	1ST	2ND	3RD	OT	TOTAL
SHARKS	6	7	4	0	17	SHARKS	60	59	52	0	171
PREDATORS	5	1	4	0	10	PREDATORS	45	46	46	0	137

INDIVIDUAL SCORING

SJS SKATERS	GP	G	A	PTS	+/-	PIM	PP	SH	GW	OT	EN	S	SH%
Patrick Marleau	5	7	1	8	1	4	4	0	2	0	0	18	38.9
Tom Preissing	5	0	6	6	1	2	0	0	0	0	0	7	0.0
Christian Ehrhoff	5	0	5	5	3	12	0	0	0	0	0	12	0.0
Jonathan Cheechoo	5	2	2	4	0	4	1	0	1	0	0	25	8.0
Joe Thornton	5	0	4	4	-2	4	0	0	0	0	0	10	0.0
Mark Smith	5	3	0	3	3	2	1	0	0	0	0	19	15.8
Steve Bernier	5	1	2	3	2	6	1	0	1	0	0	10	10.0
Matt Carle	5	0	3	3	1	0	0	0	0	0	0	8	0.0
Nils Ekman	5	1	1	2	-2	2	1	0	0	0	0	14	7.1
Milan Michalek	5	1	1	2	2	6	1	0	0	0	0	13	7.7
Marcel Goc	5	0	2	2	2	0	0	0	0	0	0	2	0.0
Kyle McLaren	5	0	2	2	2	4	0	0	0	0	0	1	0.0
Patrick Rissmiller	5	1	0	1	2	0	0	0	0	0	0	3	33.3
Scott Thornton	5	1	0	1	0	2	0	0	0	0	0	8	12.5
Scott Hannan	5	0	1	1	2	2	0	0	0	0	0	5	0.0
Ville Nieminen	5	0	1	1	1	20	0	0	0	0	0	10	0.0
Alyn McCauley	4	0	1	1	1	2	0	0	0	0	0	4	0.0
Josh Gorges	5	0	0	0	1	2	0	0	0	0	0	2	0.0
Grant Stevenson	1	0	0	0	0	2	0	0	0	0	0	0	0.0

GOALTENDING

SJS GOALTENDERS	GP	MIN	W-L	SO	GA	SA	SV	GAA	SV%
Vesa Toskala	5	298	4-1	1	10	137	127	2.01	.927

POWER PLAY: 9/37 (24.3%)

PENALTY KILL: 26/32 (81.2%)

2006 SHARKS PLAYOFF SUMMARY

WESTERN CONFERENCE SEMIFINALS
SAN JOSE SHARKS (#5) vs. EDMONTON OILERS (#8)
SAN JOSE 2, EDMONTON OILERS 4

DATE	H/A	SCORE	ATT.	GOALTENDERS	GWG
5/7/2006	H	SJS 2, EDM 1	17,496	Toskala/Roloson	Christian Ehrhoff
5/8/2006	H	SJS 2, EDM 1	17,496	Toskala/Roloson	Joe Thornton
5/10/2006	A	SJS 2, EDM 3 (3 OT)	16,839	Toskala/Roloson	Shawn Horcoff
5/12/2006	A	SJS 3, EDM 6	16,839	TOSKALA-Nabokov/Roloson	Jason Smith
5/14/2006	H	SJS 3, EDM 6	17,496	Toskala/Roloson	Fernando Pisani
5/17/2006	A	SJS 0, EDM 2	16,839	Toskala/Roloson	Michael Peca

GOALS BY PERIOD	1ST	2ND	3RD	OT	TOTAL	SHOTS	1ST	2ND	3RD	OT	TOTAL
SHARKS	4	6	2	0	12	SHARKS	50	56	51	18	175
OILERS	5	4	9	1	19	OILERS	63	31	33	30	177

INDIVIDUAL SCORING

SJS SKATERS	GP	G	A	PTS	+/-	PIM	PP	SH	GW	OT	EN	S	SH%
Patrick Marleau	6	2	4	6	1	4	0	0	0	0	0	20	10.0
Jonathan Cheechoo	6	2	3	5	-1	4	0	0	0	0	0	21	9.5
Joe Thornton	6	2	3	5	-2	8	1	0	1	0	0	13	15.4
Christian Ehrhoff	6	2	1	3	-1	6	1	0	1	0	0	15	13.3
Steve Bernier	6	0	3	3	2	2	0	0	0	0	0	4	0.0
Milan Michalek	4	0	3	3	2	2	0	0	0	0	0	10	0.0
Nils Ekman	6	1	1	2	0	6	0	0	0	0	0	10	10.0
Patrick Rissmiller	6	1	1	2	-1	6	0	0	0	0	0	8	12.5
Tom Preissing	6	1	0	1	-1	2	0	0	0	0	0	11	9.1
Scott Thornton	6	1	0	1	-1	4	0	0	0	0	0	15	6.7
Marcel Goc	6	0	1	1	-2	0	0	0	0	0	0	7	0.0
Josh Gorges	6	0	1	1	-2	2	0	0	0	0	0	4	0.0
Kyle McLaren	6	0	1	1	0	0	0	0	0	0	0	6	0.0
Ville Nieminen	6	0	1	1	-2	4	0	0	0	0	0	8	0.0
Matt Carle	6	0	0	0	0	4	0	0	0	0	0	5	0.0
Scott Hannan	6	0	0	0	-2	4	0	0	0	0	0	7	0.0
Mark Smith	6	0	0	0	-1	4	0	0	0	0	0	4	0.0
Grant Stevenson	4	0	0	0	-1	2	0	0	0	0	0	6	0.0
Alyn McCauley	2	0	0	0	-1	2	0	0	0	0	0	0	0.0
Ryane Clowe	1	0	0	0	-1	0	0	0	0	0	0	0	0.0
Rob Davison	1	0	0	0	0	0	0	0	0	0	0	1	0.0

GOALTENDING

SJS GOALTENDERS	GP	MIN	W-L	SO	GA	SA	SV	GAA	SV%
Vesa Toskala	6	388	2-4	0	18	174	156	2.78	.897
Evgeni Nabokov	1	12	0-0	0	1	4	3	5.17	.750

POWER PLAY: 2/35 (5.7%)PENALTY KILL: 24/30 (80.0%)

2004 SHARKS PLAYOFF SUMMARY

WESTERN CONFERENCE QUARTERFINALS
 SAN JOSE SHARKS (#2) vs. ST. LOUIS BLUES (#7)
 SAN JOSE 4, ST. LOUIS 1

DATE	H/A	SCORE	ATT.	GOALTENDERS	GWG
4/8/2004	H	SJS 1, STL 0 (OT)	17,496	Nabokov/Osgood	Niko Dimitrakos
4/10/2004	H	SJS 3, STL 1	17,496	Nabokov/Osgood-Divis	Patrick Marleau
4/12/2004	A	SJS 1, STL 4	19,023	Nabokov/Osgood	Dallas Drake
4/13/2004	A	SJS 4, STL 3	19,452	Nabokov/Osgood	Alexander Korolyuk
4/15/2004	H	SJS 3, STL 1	17,496	Nabokov/Osgood	Mark Smith

GOALS BY PERIOD	1ST	2ND	3RD	OT	TOTAL	SHOTS	1ST	2ND	3RD	OT	TOTAL
SHARKS	3	4	4	1	12	SHARKS	38	34	41	4	117
BLUES	2	2	5	0	9	BLUES	37	52	37	2	128

INDIVIDUAL SCORING

SJS SKATERS	GP	G	A	PTS	+/-	PIM	PP	SH	GW	OT	EN	S	SH%
Patrick Marleau	5	3	1	4	-2	2	2	1	1	0	0	13	23.1
Vincent Damphousse	5	0	4	4	-2	0	0	0	0	0	0	8	0.0
Scott Thornton	4	2	1	3	0	6	0	0	0	0	0	6	33.3
Jonathan Cheechoo	5	1	2	3	3	4	0	0	0	0	0	8	12.5
Alexander Korolyuk	5	2	0	2	0	2	1	0	1	0	0	14	14.3
Niko Dimitrakos	5	1	1	2	0	6	0	0	1	1	0	6	16.7
Mike Ricci	5	1	1	2	3	2	0	0	0	0	0	4	25.0
Brad Stuart	5	1	1	2	-1	4	0	0	0	0	0	7	14.3
Scott Hannan	5	0	2	2	1	8	0	0	0	0	0	7	0.0
Kyle McLaren	5	0	2	2	0	4	0	0	0	0	0	1	0.0
Mark Smith	4	1	0	1	1	0	0	0	1	0	0	1	100.0
Curtis Brown	5	0	1	1	0	0	0	0	0	0	0	7	0.0
Todd Harvey	5	0	1	1	1	0	0	0	0	0	0	1	0.0
Jason Marshall	5	0	1	1	0	6	0	0	0	0	0	5	0.0
Tom Preissing	5	0	1	1	1	0	0	0	0	0	0	6	0.0
Mike Rathje	5	0	1	1	1	4	0	0	0	0	0	3	0.0
Marcel Goc	1	0	1	1	1	0	0	0	0	0	0	0	0.0
Nils Ekman	5	0	0	0	-2	2	0	0	0	0	0	10	0.0
Wayne Primeau	5	0	0	0	-2	2	0	0	0	0	0	9	0.0
Alyn McCauley	1	0	0	0	0	0	0	0	0	0	0	1	0.0

GOALTENDING

SJS GOALTENDERS	GP	MIN	W-L	SO	GA	SA	SV	GAA	SV%
Evgeni Nabokov	5	308	4-1	1	8	127	119	1.56	.937

POWER PLAY: 3/31 (9.7%)

PENALTY KILL: 21/22 (95.5%)

2004 SHARKS PLAYOFF SUMMARY

WESTERN CONFERENCE SEMIFINALS
SAN JOSE SHARKS (#2) vs. COLORADO AVALANCHE (#4)
SAN JOSE 4, COLORADO 2

DATE	H/A	SCORE	ATT.	GOALTENDERS	GWG
4/22/2004	H	SJS 5, COL 2	17,496	Nabokov/Salo	Scott Hannan
4/24/2004	H	SJS 4, COL 1	17,496	Nabokov/Aebischer	Patrick Marleau
4/26/2004	A	SJS 1, COL 0	18,007	Nabokov/Aebischer	Vincent Damphousse
4/28/2004	A	SJS 0, COL 1 (OT)	18,007	Nabokov/Aebischer	Joe Sakic
5/1/2004	H	SJS 1, COL 2 (OT)	17,496	Nabokov/Aebischer	Joe Sakic
5/4/2004	A	SJS 3, COL 1	18,007	Nabokov/Aebischer	Marcel Goc

GOALS BY PERIOD	1ST	2ND	3RD	OT	TOTAL	SHOTS	1ST	2ND	3RD	OT	TOTAL
SHARKS	4	7	3	0	14	SHARKS	61	42	40	4	147
AVALANCHE	1	2	2	2	7	AVALANCHE	40	68	50	7	165

INDIVIDUAL SCORING

SJS SKATERS	GP	G	A	PTS	+/-	PIM	PP	SH	GW	OT	EN	S	SH%
Vincent Damphousse	6	5	2	7	5	8	2	0	1	0	0	15	33.3
Niko Dimitrakos	6	0	7	7	4	0	0	0	0	0	0	12	0.0
Patrick Marleau	6	4	2	6	6	2	1	0	1	0	0	17	23.5
Jonathan Cheechoo	6	2	3	5	1	6	1	0	0	0	0	13	15.4
Brad Stuart	6	0	3	3	4	7	0	0	0	0	0	8	0.0
Scott Hannan	6	1	1	2	5	10	1	0	1	0	0	11	9.1
Mike Ricci	6	0	2	2	0	2	0	0	0	0	0	3	0.0
Wayne Primeau	6	1	0	1	-1	2	0	0	0	0	1	12	8.3
Marcel Goc	1	1	0	1	1	0	0	0	1	0	0	1	100.0
Curtis Brown	6	0	1	1	0	14	0	0	0	0	0	7	0.0
Nils Ekman	6	0	1	1	-1	2	0	0	0	0	0	13	0.0
Alexander Korolyuk	6	0	1	1	-1	6	0	0	0	0	0	15	0.0
Kyle McLaren	6	0	1	1	1	0	0	0	0	0	0	4	0.0
Mike Rathje	6	0	1	1	1	4	0	0	0	0	0	2	0.0
Jason Marshall	6	0	0	0	0	6	0	0	0	0	0	3	0.0
Mark Smith	6	0	0	0	1	11	0	0	0	0	0	2	0.0
Todd Harvey	5	0	0	0	0	0	0	0	0	0	0	4	0.0
Tom Preissing	5	0	0	0	0	0	0	0	0	0	0	1	0.0
Alyn McCauley	4	0	0	0	-1	0	0	0	0	0	0	3	0.0
Scott Thornton	2	0	0	0	0	0	0	0	0	0	0	1	0.0
Jim Fahey	1	0	0	0	0	0	0	0	0	0	0	0	0.0

GOALTENDING

SJS GOALTENDERS	GP	MIN	W-L	SO	GA	SA	SV	GAA	SV%
Evgeni Nabokov	6	367	4-2	1	7	165	158	1.14	.958

POWER PLAY: 5/25 (20.0%) PENALTY KILL: 24/27 (88.9%)

2004 SHARKS PLAYOFF SUMMARY

WESTERN CONFERENCE FINAL
 SAN JOSE SHARKS (#2) vs. CALGARY FLAMES (#6)
 SAN JOSE 2, CALGARY 4

DATE	H/A	SCORE	ATT.	GOALTENDERS	GWG
5/9/2004	H	SJS 3, CGY 4 (OT)	17,496	Nabokov/Kiprusoff	Steve Montador
5/11/2004	H	SJS 1, CGY 4	17,496	Nabokov/Kiprusoff	Shean Donovan
5/13/2004	A	SJS 3, CGY 0	19,289	Nabokov/Kiprusoff	Vincent Damphousse
5/16/2004	A	SJS 4, CGY 2	19,289	Nabokov/KIPRUSOFF-Turek	Vincent Damphousse
5/17/2004	H	SJS 0, CGY 3	17,496	Nabokov/Kiprusoff	Jarome Iginla
5/19/2004	A	SJS 1, CGY 3	19,289	Nabokov/Kiprusoff	Martin Gelin

GOALS BY PERIOD	1ST	2ND	3RD	OT	TOTAL	SHOTS	1ST	2ND	3RD	OT	TOTAL
SHARKS	0	9	3	0	12	SHARKS	48	55	36	12	151
FLAMES	7	3	5	1	16	FLAMES	56	50	59	5	170

INDIVIDUAL SCORING

SJS SKATERS	GP	G	A	PTS	+/-	PIM	PP	SH	GW	OT	EN	S	SH%
Alexander Korolyuk	6	3	1	4	1	2	1	0	0	0	1	13	23.1
Mike Rathje	6	1	3	4	-1	5	0	0	0	0	0	9	11.1
Vincent Damphousse	6	2	1	3	-3	12	1	0	2	0	0	14	14.3
Alyn McCauley	6	2	1	3	1	2	0	0	0	0	0	7	28.6
Jonathan Cheechoo	6	1	1	2	0	0	0	0	0	0	0	13	7.7
Todd Harvey	6	1	1	2	-4	2	0	0	0	0	0	6	16.7
Patrick Marleau	6	1	1	2	-4	2	1	0	0	0	0	15	6.7
Scott Hannan	6	0	2	2	1	4	0	0	0	0	0	7	0.0
Wayne Primeau	6	0	2	2	-4	0	0	0	0	0	0	7	0.0
Rob Davison	5	0	2	2	0	4	0	0	0	0	0	2	0.0
Nils Ekman	5	0	2	2	1	4	0	0	0	0	0	6	0.0
Mike Ricci	6	1	0	1	2	0	0	0	0	0	0	6	16.7
Brad Stuart	6	0	1	1	-7	2	0	0	0	0	0	13	0.0
Scott Thornton	6	0	1	1	1	16	0	0	0	0	0	9	0.0
Curtis Brown	6	0	0	0	-5	4	0	0	0	0	0	0	0.0
Jason Marshall	6	0	0	0	1	13	0	0	0	0	0	5	0.0
Kyle McLaren	5	0	0	0	-2	6	0	0	0	0	0	8	0.0
Niko Dimitrakos	4	0	0	0	-2	2	0	0	0	0	0	4	0.0
Marcel Goc	3	0	0	0	-1	0	0	0	0	0	0	0	0.0
Jim Fahey	1	0	0	0	0	0	0	0	0	0	0	0	0.0
Tom Preissing	1	0	0	0	-1	0	0	0	0	0	0	0	0.0

GOALTENDING

SJS GOALTENDERS	GP	MIN	W-L	SO	GA	SA	SV	GAA	SV%
Evgeni Nabokov	6	378	2-4	1	15	169	154	2.38	.911

POWER PLAY: 3/25 (12.0%)

PENALTY KILL: 21/23 (91.3%)

2002 SHARKS PLAYOFF SUMMARY

WESTERN CONFERENCE QUARTERFINALS
SAN JOSE SHARKS (#3) vs. PHOENIX COYOTES (#6)
SAN JOSE 4, PHOENIX 1

DATE	H/A	SCORE	ATT.	GOALTENDERS	GWG
4/17/2002	H	SJS 2, PHX 1	17,496	Nabokov/Burke	Patrick Marleau
4/20/2002	H	SJS 1, PHX 3	17,496	Nabokov/Burke	Daniel Briere
4/22/2002	A	SJS 4, PHX 1	16,210	Nabokov/Burke	Adam Graves
4/24/2002	A	SJS 2, PHX 1	16,210	Nabokov/Burke	Mike Ricci
4/26/2002	H	SJS 4, PHX 1	17,496	Nabokov/Burke	Adam Graves

GOALS BY PERIOD	1ST	2ND	3RD	OT	TOTAL	SHOTS	1ST	2ND	3RD	OT	TOTAL
SHARKS	3	5	5	0	13	SHARKS	36	59	38	0	133
COYOTES	1	4	2	0	7	COYOTES	42	56	36	0	134

INDIVIDUAL SCORING

SJS SKATERS	GP	G	A	PTS	+/-	PIM	PP	SH	GW	OT	EN	S	SH%
Patrick Marleau	5	3	3	6	4	2	0	0	1	0	0	8	37.5
Vincent Damphousse	5	2	1	3	-1	6	1	0	0	0	0	8	25.0
Adam Graves	5	2	1	3	-1	2	0	0	2	0	0	9	22.2
Mike Ricci	5	2	1	3	4	0	0	0	1	0	0	8	25.0
Scott Thornton	5	1	2	3	2	4	0	0	0	0	0	8	12.5
Marco Sturm	5	2	0	2	3	2	0	0	0	0	0	13	15.4
Mike Rathje	5	1	1	2	3	4	1	0	0	0	0	2	50.0
Stephane Matteau	3	0	2	2	2	0	0	0	0	0	0	0	0.0
Scott Hannan	5	0	2	2	1	6	0	0	0	0	0	2	0.0
Todd Harvey	5	0	2	2	3	8	0	0	0	0	0	8	0.0
Owen Nolan	5	0	2	2	-2	0	0	0	0	0	0	17	0.0
Teemu Selanne	5	0	2	2	2	2	0	0	0	0	0	9	0.0
Niklas Sundstrom	5	0	2	2	2	6	0	0	0	0	0	5	0.0
Bryan Marchment	5	0	1	1	1	4	0	0	0	0	0	7	0.0
Evgeni Nabokov	5	0	1	1	0	2	0	0	0	0	0	0	0.0
Gary Suter	5	0	1	1	2	6	0	0	0	0	0	16	0.0
Matt Bradley	3	0	0	0	0	0	0	0	0	0	0	2	0.0
Jeff Jillson	4	0	0	0	0	0	0	0	0	0	0	2	0.0
Marcus Ragnarsson	5	0	0	0	1	6	0	0	0	0	0	6	0.0
Brad Stuart	5	0	0	0	3	4	0	0	0	0	0	3	0.0

GOALTENDING

SJS GOALTENDERS	GP	MIN	W-L	SO	GA	SA	SV	GAA	SV%
Evgeni Nabokov	5	299	4-1	0	7	134	127	1.40	.948

POWER PLAY: 2/27 (7.4%) PENALTY KILL: 24/25 (96.0%)

2002 SHARKS PLAYOFF SUMMARY

WESTERN CONFERENCE SEMIFINALS
 SAN JOSE SHARKS (#3) vs. COLORADO AVALANCHE (#2)
 SAN JOSE 3, COLORADO 4

DATE	H/A	SCORE	ATT.	GOALTENDERS	GWG
5/1/2002	A	SJS 6, COL 3	18,007	Nabokov/Roy	Patrick Marleau
5/4/2002	A	SJS 2, COL 8	18,007	NABOKOV-Kiprusoff/Roy	Peter Forsberg
5/6/2002	H	SJS 6, COL 4	17,496	Nabokov/Roy	Patrick Marleau
5/8/2002	H	SJS 1, COL 4	17,496	Nabokov/Roy	Joe Sakic
5/11/2002	A	SJS 5, COL 3	18,007	Nabokov/Roy	Teemu Selanne
5/13/2002	H	SJS 1, COL 2 (OT)	17,496	Nabokov/Roy	Peter Forsberg
5/15/2002	A	SJS 0, COL 1	18,007	Nabokov/Roy	Peter Forsberg

GOALS BY PERIOD	1ST	2ND	3RD	OT	TOTAL	SHOTS	1ST	2ND	3RD	OT	TOTAL
SHARKS	3	8	10	0	21	SHARKS	63	56	70	1	190
AVALANCHE	4	14	6	1	25	AVALANCHE	57	81	52	1	191

INDIVIDUAL SCORING

SJS SKATERS	GP	G	A	PTS	+/-	PIM	PP	SH	GW	OT	EN	S	SH%
Owen Nolan	7	3	4	7	0	8	0	0	0	0	2	29	10.3
Mike Ricci	7	2	5	7	2	4	0	0	0	0	0	9	22.2
Teemu Selanne	7	5	1	6	-5	0	2	0	1	0	0	26	19.2
Patrick Marleau	7	3	2	5	-1	4	1	0	2	0	0	13	23.1
Niklas Sundstrom	7	1	4	5	1	0	0	0	0	0	0	12	8.3
Vincent Damphousse	7	0	5	5	0	6	0	0	0	0	0	9	0.0
Marcus Ragnarsson	7	1	3	4	-2	6	0	0	0	0	0	6	16.7
Scott Thornton	7	2	1	3	1	2	0	0	0	0	0	15	13.3
Marco Sturm	7	1	2	3	-4	0	0	0	0	0	0	18	5.6
Brad Stuart	7	0	3	3	-2	4	0	0	0	0	0	9	0.0
Gary Suter	7	0	3	3	0	2	0	0	0	0	0	6	0.0
Mike Rathje	7	0	2	2	2	2	0	0	0	0	0	8	0.0
Adam Graves	7	1	0	1	-1	4	0	0	0	0	0	6	16.7
Bryan Marchment	7	1	0	1	-2	6	0	0	0	0	0	4	25.0
Stephane Matteau	7	1	0	1	-1	2	0	0	0	0	0	5	20.0
Evgeni Nabokov	7	0	1	1	0	0	0	0	0	0	0	0	0.0
Matt Bradley	7	0	0	0	0	0	0	0	0	0	0	2	0.0
Scott Hannan	7	0	0	0	-2	6	0	0	0	0	0	8	0.0
Todd Harvey	7	0	0	0	0	4	0	0	0	0	0	5	0.0

GOALTENDING

SJS GOALTENDERS	GP	MIN	W-L	SO	GA	SA	SV	GAA	SV%
Evgeni Nabokov	7	413	3-4	0	24	188	164	3.49	.872
Miikka Kiprusoff	1	8	0-0	0	0	2	2	0.00	100.0

POWER PLAY: 3/21 (14.3%)

PENALTY KILL: 19/23 (82.6%)

2001 SHARKS PLAYOFF SUMMARY

WESTERN CONFERENCE QUARTERFINALS
SAN JOSE SHARKS (#5) vs. ST. LOUIS BLUES (#4)
SAN JOSE 2, VANCOUVER 4

DATE	H/A	SCORE	ATT.	GOALTENDERS	GWG
4/12/2001	A	SJS 1, STL 3	19,407	Nabokov/Turek	Scott Young
4/14/2001	A	SJS 1, STL 0	19,534	Nabokov/Turek	Scott Thornton
4/16/2001	H	SJS 3, STL 6	17,496	Nabokov-Kiprusoff/Turek	Dallas Drake
4/17/2001	H	SJS 3, STL 2	17,496	Kiprusoff/Turek	Owen Nolan
4/19/2001	A	SJS 2, STL 3 (OT)	19,853	Kiprusoff/Turek	Bryce Salvador
4/21/2001	H	SJS 1, STL 2	17,496	Nabokov/Turek	Pavol Demitra

GOALS BY PERIOD	1ST	2ND	3RD	OT	TOTAL	SHOTS	1ST	2ND	3RD	OT	TOTAL
SHARKS	2	6	3	0	11	SHARKS	51	62	46	2	161
BLUES	5	5	5	1	16	BLUES	59	63	51	10	183

INDIVIDUAL SCORING

SJS SKATERS	GP	G	A	PTS	+/-	PIM	PP	SH	GW	OT	EN	S	SH%
Stephane Matteau	6	1	3	4	1	0	0	0	0	0	0	6	16.7
Scott Thornton	6	3	0	3	1	8	0	0	1	0	0	15	20.0
Vincent Damphousse	6	2	1	3	-1	14	0	1	0	0	0	15	13.3
Mike Ricci	6	0	3	3	-1	0	0	0	0	0	0	10	0.0
Niklas Sundstrom	6	0	3	3	1	2	0	0	0	0	0	5	0.0
Patrick Marleau	6	2	0	2	1	4	0	0	0	0	0	12	16.7
Owen Nolan	6	1	1	2	-5	8	0	0	1	0	0	26	3.8
Teemu Selanne	6	0	2	2	2	2	0	0	0	0	0	5	0.0
Marco Sturm	6	0	2	2	-2	0	0	0	0	0	0	7	0.0
Tony Granato	4	1	0	1	0	0	0	0	0	0	0	5	20.0
Brad Stuart	5	1	0	1	0	0	0	0	0	0	0	4	25.0
Bryan Marchment	5	0	1	1	3	2	0	0	0	0	0	10	0.0
Marcus Ragnarsson	5	0	1	1	0	8	0	0	0	0	0	5	0.0
Scott Hannan	6	0	1	1	-1	6	0	0	0	0	0	20	0.0
Jeff Norton	6	0	1	1	-2	2	0	0	0	0	0	3	0.0
Mike Rathje	6	0	1	1	2	4	0	0	0	0	0	5	0.0
Gary Suter	1	0	0	0	0	0	0	0	0	0	0	0	0.0
Shawn Heins	2	0	0	0	-1	0	0	0	0	0	0	2	0.0
Alexander Korolyuk	2	0	0	0	0	0	0	0	0	0	0	0	0.0
Todd Harvey	6	0	0	0	0	8	0	0	0	0	0	2	0.0
Bill Lindsay	6	0	0	0	0	16	0	0	0	0	0	4	0.0

GOALTENDING

SJS GOALTENDERS	GP	MIN	W-L	SO	GA	SA	SV	GAA	SV%
Evgeni Nabokov	4	218	1-3	1	10	103	93	2.75	.903
Miikka Kiprusoff	3	149	1-1	0	5	79	74	2.01	.937

POWER PLAY: 0/22 (0.0%) PENALTY KILL: 22/27 (81.4%)

2000 SHARKS PLAYOFF SUMMARY

WESTERN CONFERENCE QUARTERFINALS
 SAN JOSE SHARKS (#8) vs. ST. LOUIS BLUES (#1)
 SAN JOSE 4, ST. LOUIS 3

DATE	H/A	SCORE	ATT.	GOALTENDERS	GWG
4/12/2000	A	SJS 3, STL 5	20,199	Shields/Turek	Chris Pronger
4/15/2000	A	SJS 4, STL 2	20,337	Shields/Turek	Mike Ricci
4/17/2000	H	SJS 2, STL 1	17,483	Shields/Turek	Owen Nolan
4/19/2000	H	SJS 3, STL 2	17,483	Shields/Turek	Gary Suter
4/21/2000	A	SJS 3, STL 5	20,361	Shields/Turek	Chris Pronger
4/23/2000	H	SJS 2, STL 6	17,483	SHIELDS-Nabokov/Turek	Jochen Hecht
4/25/2000	A	SJS 3, STL 1	20,418	Shields/Turek	Owen Nolan

GOALS BY PERIOD	1ST	2ND	3RD	OT	TOTAL	SHOTS	1ST	2ND	3RD	OT	TOTAL
SHARKS	8	5	7	0	20	SHARKS	51	67	44	0	162
BLUES	8	8	6	0	22	BLUES	62	55	78	0	195

INDIVIDUAL SCORING

SJS SKATERS	GP	G	A	PTS	+/-	PIM	PP	SH	GW	OT	EN	S	SH%
Owen Nolan	7	6	2	8	0	4	2	1	2	0	1	20	30.0
Gary Suter	7	2	3	5	-4	12	1	0	1	0	0	16	12.5
Vincent Damphousse	7	0	5	5	0	8	0	0	0	0	0	14	0.0
Mike Ricci	7	3	1	4	-3	2	2	0	1	0	0	10	30.0
Mike Rathje	7	1	3	4	4	2	0	0	0	0	0	5	20.0
Jeff Friesen	6	2	1	3	-1	8	0	0	0	0	0	8	25.0
Dave Lowry	7	1	2	3	1	4	0	0	0	0	0	6	16.7
Marco Sturm	7	1	2	3	0	6	0	0	0	0	0	10	10.0
Marcus Ragnarsson	7	0	3	3	4	8	0	0	0	0	0	4	0.0
Bryan Marchment	7	2	0	2	3	4	0	0	0	0	0	14	14.3
Alexander Korolyuk	5	0	2	2	2	6	0	0	0	0	0	7	0.0
Stephane Matteau	7	0	2	2	-1	8	0	0	0	0	0	11	0.0
Ron Sutter	7	0	2	2	2	2	0	0	0	0	0	6	0.0
Ronnie Stern	2	1	0	1	0	9	0	0	0	0	0	3	33.3
Brad Stuart	7	1	0	1	-6	4	1	0	0	0	0	6	16.7
Tony Granato	7	0	1	1	3	10	0	0	0	0	0	9	0.0
Niklas Sundstrom	7	0	1	1	-2	2	0	0	0	0	0	6	0.0
Patrick Marleau	1	0	0	0	-2	0	0	0	0	0	0	0	0.0
Todd Harvey	7	0	0	0	-1	4	0	0	0	0	0	3	0.0
Jeff Norton	7	0	0	0	1	7	0	0	0	0	0	4	0.0

GOALTENDING

SJS GOALTENDERS	GP	MIN	W-L	SO	GA	SA	SV	GAA	SV%
Steve Shields	7	398	4-3	0	21	184	163	3.17	.886
Evgeni Nabokov	1	20	0-0	0	0	10	10	0.00	1.000

POWER PLAY: 6/35 (17.1%)

PENALTY KILL: 31/39 (79.5%)

2000 SHARKS PLAYOFF SUMMARY

WESTERN CONFERENCE SEMIFINALS
SAN JOSE SHARKS (#8) vs. DALLAS STARS (#2)
SAN JOSE 1, DALLAS 4

DATE	H/A	SCORE	ATT.	GOALTENDERS	GWG
4/28/2000	A	SJS 0, DAL 4	17,001	Shields/Belfour	Aaron Gavey
4/30/2000	A	SJS 0, DAL 1	17,001	Shields/Belfour	Mike Modano
5/2/2000	H	SJS 2, DAL 1	17,483	Shields/Belfour	Owen Nolan
5/5/2000	H	SJS 4, DAL 5	17,483	Shields/Belfour	Joe Nieuwendyk
5/7/2000	A	SJS 1, DAL 4	17,001	Shields/Belfour	Scott Thornton

GOALS BY PERIOD	1ST	2ND	3RD	OT	TOTAL	SHOTS	1ST	2ND	3RD	OT	TOTAL
SHARKS	2	4	1	0	7	SHARKS	42	41	50	0	133
STARS	8	3	4	0	15	STARS	49	46	44	0	139

INDIVIDUAL SCORING

SJS SKATERS	GP	G	A	PTS	+/-	PIM	PP	SH	GW	OT	EN	S	SH%
Vincent Damphousse	5	1	2	3	-5	8	1	0	0	0	0	14	7.1
Owen Nolan	3	2	0	2	-2	2	0	1	1	0	0	12	16.7
Mike Ricci	5	2	0	2	0	0	1	0	0	0	0	10	20.0
Patrick Marleau	4	1	1	2	-1	2	1	0	0	0	0	4	25.0
Gary Suter	5	0	2	2	-2	0	0	0	0	0	0	17	0.0
Todd Harvey	5	1	0	1	-1	4	1	0	0	0	0	6	16.7
Scott Hannan	1	0	1	1	0	0	0	0	0	0	0	2	0.0
Alexander Korolyuk	4	0	1	1	-1	0	0	0	0	0	0	6	0.0
Bryan Marchment	4	0	1	1	-1	8	0	0	0	0	0	2	0.0
Jeff Friesen	5	0	1	1	-3	2	0	0	0	0	0	14	0.0
Jeff Norton	5	0	1	1	-2	0	0	0	0	0	0	7	0.0
Marco Sturm	5	0	1	1	0	0	0	0	0	0	0	6	0.0
Niklas Sundstrom	5	0	1	1	-1	0	0	0	0	0	0	3	0.0
Ronnie Stern	1	0	0	0	-2	2	0	0	0	0	0	1	0.0
Stephane Matteau	3	0	0	0	-1	0	0	0	0	0	0	5	0.0
Tony Granato	5	0	0	0	-2	4	0	0	0	0	0	6	0.0
Dave Lowry	5	0	0	0	-1	2	0	0	0	0	0	1	0.0
Marcus Ragnarsson	5	0	0	0	-1	2	0	0	0	0	0	3	0.0
Mike Rathje	5	0	0	0	-3	6	0	0	0	0	0	3	0.0
Brad Stuart	5	0	0	0	-5	2	0	0	0	0	0	6	0.0
Ron Sutter	5	0	0	0	-2	8	0	0	0	0	0	5	0.0

GOALTENDING

SJS GOALTENDERS	GP	MIN	W-L-T	SO	GA	SA	SV	GAA	SV%
Steve Shields	5	298	1-4-0	0	15	139	124	3.02	.892

POWER PLAY: 3/21 (14.3%) PENALTY KILL: 19/23 (82.6%)

1999 SHARKS PLAYOFF SUMMARY

WESTERN CONFERENCE QUARTERFINALS
 SAN JOSE SHARKS (#7) vs. COLORADO AVALANCHE (#2)
 SAN JOSE 2, COLORADO 4

DATE	H/A	SCORE	ATT.	GOALTENDERS	GWG
4/24/1999	H	SJS 1, COL 3	17,483	Vernon/Roy	Sandis Ozolinsh
4/26/1999	H	SJS 1, COL 2 (OT)	17,483	Vernon/Roy	Milan Hejduk
4/28/1999	A	SJS 4, COL 2	16,061	Vernon/Roy	Marco Sturm
4/30/1999	A	SJS 7, COL 3	16,061	Vernon/ROY-Billington	Alexander Korolyuk
5/1/1999	A	SJS 2, COL 6	16,051	Shields/Roy	Joe Sakic
5/3/1999	H	SJS 2, COL 3 (OT)	17,483	Vernon/Roy	Milan Hejduk

*Games 1 and 2 were shifted to San Jose due to the tragedy at Columbine High School in Littleton, Colorado

GOALS BY PERIOD	1ST	2ND	3RD	OT	TOTAL	SHOTS	1ST	2ND	3RD	OT	TOTAL
SHARKS	1	4	12	0	17	SHARKS	49	66	69	7	191
AVALANCHE	3	9	5	2	19	AVALANCHE	56	74	65	13	208

INDIVIDUAL SCORING

SJS SKATERS	GP	G	A	PTS	+/-	PIM	PP	SH	GW	OT	EN	S	SH%
Jeff Norton	6	0	7	7	5	10	0	0	0	0	0	3	0.0
Vincent Damphousse	6	3	2	5	1	6	0	2	0	0	0	22	13.6
Mike Ricci	6	2	3	5	1	10	1	0	0	0	0	9	22.2
Jeff Friesen	6	2	2	4	-1	14	1	0	0	0	0	20	10.0
Marco Sturm	6	2	2	4	1	4	0	0	1	0	0	15	13.3
Alexander Korolyuk	6	1	3	4	-3	2	0	0	1	0	0	7	14.3
Bill Houlder	6	3	0	3	2	4	3	0	0	0	0	8	37.5
Patrick Marleau	6	2	1	3	-1	4	2	0	0	0	0	7	28.6
Joe Murphy	6	0	3	3	4	0	0	0	0	0	0	21	0.0
Tony Granato	6	1	1	2	-1	2	0	0	0	0	0	5	20.0
Owen Nolan	6	1	1	2	6	0	0	0	0	0	0	26	3.8
Mike Vernon	5	0	1	1	0	0	0	0	0	0	0	0	0.0
Marcus Ragnarsson	6	0	1	1	-4	6	0	0	0	0	0	9	0.0
Dave Lowry	1	0	0	0	0	0	0	0	0	0	0	0	0.0
Stephane Matteau	5	0	0	0	-3	6	0	0	0	0	0	4	0.0
Bryan Marchment	6	0	0	0	4	0	0	0	0	0	0	7	0.0
Mike Rathje	6	0	0	0	-6	4	0	0	0	0	0	4	0.0
Bob Rouse	6	0	0	0	-1	6	0	0	0	0	0	4	0.0
Ronnie Stern	6	0	0	0	-1	6	0	0	0	0	0	10	0.0
Ron Sutter	6	0	0	0	-1	4	0	0	0	0	0	10	0.0

GOALTENDING

SJS GOALTENDERS	GP	MIN	W-L	SO	GA	SA	SV	GAA	SV%
Mike Vernon	5	321	2-3	0	13	172	159	2.40	.924
Steve Shields	1	60	0-1	0	6	36	30	6.00	.833

POWER PLAY: 7/41 (17.1%)

PENALTY KILL: 35/42 (83.3%)

1998 SHARKS PLAYOFF SUMMARY

WESTERN CONFERENCE QUARTERFINALS
SAN JOSE SHARKS (#8) vs. DALLAS STARS (#1)
SAN JOSE 2, DALLAS 4

DATE	H/A	SCORE	ATT.	GOALTENDERS	GWG
4/22/1998	A	SJS 1, DAL 4	16,928	Vernon/Belfour	Juha Lind
4/24/1998	A	SJS 2, DAL 5	16,928	Hrudey,Vernon/Belfour	Pat Verbeek
4/26/1998	H	SJS 4, DAL 1	17,483	Vernon/Belfour,Fernandez	Owen Nolan
4/28/1998	H	SJS 1, DAL 0 (OT)	17,483	Vernon/Belfour	Andrei Zyuzin
4/30/1998	A	SJS 2, DAL 3	16,928	Vernon/Belfour	Mike Modano
5/2/1998	H	SJS 2, DAL 3 (2 OT)	17,483	Vernon/Belfour	Mike Keane

GOALS BY PERIOD	1ST	2ND	3RD	OT	TOTAL	SHOTS	1ST	2ND	3RD	OT	TOTAL
SHARKS	2	5	4	1	12	SHARKS	41	48	38	4	131
STARS	6	6	3	1	16	STARS	55	46	41	3	145

INDIVIDUAL SCORING

SJS SKATERS	GP	G	A	PTS	+/-	PIM	PP	SH	GW	OT	EN	S	SH%
John MacLean	6	2	3	5	1	4	1	0	0	0	0	18	11.1
Bernie Nicholls	6	0	5	5	-2	8	0	0	0	0	0	6	0.0
Owen Nolan	6	2	2	4	-1	26	2	0	1	0	0	16	12.5
Mike Ricci	6	1	3	4	0	6	0	0	0	0	0	8	12.5
Bill Houlder	6	1	2	3	0	2	0	0	0	0	0	8	12.5
Murray Craven	6	1	1	2	-2	0	0	0	0	0	0	6	16.7
Joe Murphy	6	1	1	2	-1	20	1	0	0	0	0	10	10.0
Al Iafrate	6	1	0	1	-4	10	1	0	0	0	0	10	10.0
Mike Rathje	6	1	0	1	-3	6	1	0	0	0	0	2	50.0
Ron Sutter	6	1	0	1	-1	14	0	0	0	0	0	7	14.3
Andrei Zyuzin	6	1	0	1	-2	14	0	0	1	1	0	6	16.7
Stephane Matteau	4	0	1	1	1	0	0	0	0	0	0	2	0.0
Patrick Marleau	5	0	1	1	-1	0	0	0	0	0	0	2	0.0
Jeff Friesen	6	0	1	1	-1	2	0	0	0	0	0	9	0.0
Tony Granato	1	0	0	0	0	0	0	0	0	0	0	2	0.0
Marco Sturm	2	0	0	0	-2	0	0	0	0	0	0	3	0.0
Shawn Burr	6	0	0	0	-1	8	0	0	0	0	0	4	0.0
Dave Lowry	6	0	0	0	0	18	0	0	0	0	0	3	0.0
Bryan Marchment	6	0	0	0	1	10	0	0	0	0	0	5	0.0
Marcus Ragnarsson	6	0	0	0	2	4	0	0	0	0	0	4	0.0

GOALTENDING

SJS GOALTENDERS	GP	MIN	W-L	SO	GA	SA	SV	GAA	SV%
Mike Vernon	6	348	2-4	1	14	138	124	2.41	.899
Kelly Hrudey	1	20	0-0	0	1	6	5	3.00	.833

POWER PLAY: 6/36 (16.7%) PENALTY KILL: 31/38 (81.6%)

1995 SHARKS PLAYOFF SUMMARY

WESTERN CONFERENCE QUARTERFINALS
 SAN JOSE SHARKS (#7) vs. CALGARY FLAMES (#2)
 SAN JOSE 4, CALGARY 3

DATE	H/A	SCORE	ATT.	GOALTENDERS	GWG
5/7/1995	A	SJS 5, CGY 4	15,624	Irbe/TABARACCI-Kidd	Jamie Baker
5/9/1995	A	SJS 5, CGY 4 (OT)	16,389	Irbe/Kidd	Ulf Dahlen
5/11/1995	H	SJS 2, CGY 9	17,190	IRBE-Flaherty/Kidd	Mike Sullivan
5/13/1995	H	SJS 4, CGY 6	17,190	Irbe/Kidd	Robert Reichel
5/15/1995	A	SJS 0, CGY 5	18,298	IRBE-Flaherty/Kidd	Joe Nieuwendyk
5/17/1995	H	SJS 5, CGY 3	17,190	Flaherty/Kidd	Craig Janney
5/19/1995	A	SJS 5, CGY 4 (2 OT)	20,230	Flaherty/Kidd	Ray Whitney

GOALS BY PERIOD	1ST	2ND	3RD	OT	TOTAL	SHOTS	1ST	2ND	3RD	OT	TOTAL
SHARKS	7	11	6	2	26	SHARKS	41	67	66	16	190
FLAMES	13	7	15	0	35	FLAMES	91	61	84	23	259

INDIVIDUAL SCORING

SJS SKATERS	GP	G	A	PTS	+/-	PIM	PP	SH	GW	OT	EN	S	SH%
Ulf Dahlen	7	4	3	7	-6	0	2	0	1	1	0	16	25.0
Craig Janney	7	3	4	7	-9	4	0	0	1	0	0	17	17.6
Ray Whitney	7	2	4	6	2	0	0	0	1	1	0	13	15.4
Igor Larionov	7	1	5	6	-1	2	0	0	0	0	0	15	6.7
Mike Rathje	7	3	2	5	-7	4	3	0	0	0	0	13	23.1
Sergei Makarov	7	2	3	5	-1	4	0	0	0	0	0	5	40.0
Jeff Friesen	7	1	4	5	-3	4	0	0	0	0	0	16	6.3
Tom Pederson	6	0	5	5	-10	6	0	0	0	0	0	13	0.0
Pat Falloon	7	3	1	4	-2	0	0	0	0	0	0	20	15.0
Jamie Baker	7	2	2	4	-2	10	0	0	1	0	0	12	16.7
Sandis Ozolinsh	7	3	0	3	-7	4	1	0	0	0	0	12	25.0
Jeff Odgers	7	1	1	2	1	4	0	0	0	0	0	3	33.3
Chris Tancill	7	1	1	2	-1	0	0	0	0	0	0	11	9.1
Jay More	7	0	2	2	6	6	0	0	0	0	0	7	0.0
Shean Donovan	3	0	1	1	-1	0	0	0	0	0	0	2	0.0
Jim Kyte	7	0	1	1	3	12	0	0	0	0	0	7	0.0
Vlastimil Kroupa	2	0	0	0	-1	0	0	0	0	0	0	2	0.0
Kevin Miller	4	0	0	0	-2	0	0	0	0	0	0	2	0.0
Arturs Irbe	5	0	0	0	0	10	0	0	0	0	0	0	0.0
Andrei Nazarov	6	0	0	0	0	9	0	0	0	0	0	3	0.0
Shawn Cronin	7	0	0	0	2	5	0	0	0	0	0	1	0.0

GOALTENDING

SJS GOALTENDERS	GP	MIN	W-L	SO	GA	SA	SV	GAA	SV%
Arturs Irbe	5	256	2-3	0	21	138	117	4.92	.848
Wade Flaherty	4	197	2-0	0	13	120	107	3.96	.892

POWER PLAY: 6/31 (19.4%)

PENALTY KILL: 24/31 (77.4%)

1995 SHARKS PLAYOFF SUMMARY

WESTERN CONFERENCE SEMIFINALS
SAN JOSE SHARKS (#7) vs. DETROIT RED WINGS (#1)
SAN JOSE 0, DETROIT 4

DATE	H/A	SCORE	ATT.	GOALTENDERS	GWG
5/21/1995	A	SJS 0, DET 6	19,875	Flaherty/Vernon	Dino Ciccarelli
5/23/1995	A	SJS 2, DET 6	19,875	Irbe/Vernon	Steve Yzerman
5/25/1995	H	SJS 2, DET 6	17,190	Flaherty/Vernon	Vyacheslav Kozlov
5/27/1995	H	SJS 2, DET 6	17,190	Flaherty/Vernon	Doug Brown

GOALS BY PERIOD	1ST	2ND	3RD	OT	TOTAL	SHOTS	1ST	2ND	3RD	OT	TOTAL
SHARKS	0	2	4	0	6	SHARKS	25	16	20	0	61
RED WINGS	10	6	8	0	24	RED WINGS	55	61	31	0	147

INDIVIDUAL SCORING

SJS SKATERS	GP	G	A	PTS	+/-	PIM	PP	SH	GW	OT	EN	S	SH%
Igor Larionov	4	0	3	3	-3	0	0	0	0	0	0	4	0.0
Mike Rathje	4	2	0	2	-8	0	2	0	0	0	0	5	40.0
Ray Whitney	4	2	0	2	-5	2	0	0	0	0	0	2	100.0
Ulf Dahlen	4	1	1	2	-7	0	1	0	0	0	0	3	33.3
Jay More	4	0	2	2	-6	0	0	0	0	0	0	4	0.0
Sandis Ozolinsh	4	0	2	2	-6	2	0	0	0	0	0	3	0.0
Sergei Makarov	4	1	0	1	-2	0	0	0	0	0	0	3	33.3
Jeff Friesen	4	0	1	1	-6	0	0	0	0	0	0	5	0.0
Jim Kyte	4	0	1	1	-4	2	0	0	0	0	0	1	0.0
Shawn Cronin	2	0	0	0	0	0	0	0	0	0	0	0	0.0
Kevin Miller	2	0	0	0	-1	2	0	0	0	0	0	5	0.0
Jamie Baker	4	0	0	0	-5	2	0	0	0	0	0	8	0.0
Shean Donovan	4	0	0	0	-2	6	0	0	0	0	0	5	0.0
Pat Falloon	4	0	0	0	-4	0	0	0	0	0	0	4	0.0
Craig Janney	4	0	0	0	-4	0	0	0	0	0	0	0	0.0
Vlastimil Kroupa	4	0	0	0	-2	4	0	0	0	0	0	1	0.0
Jeff Odgers	4	0	0	0	-1	19	0	0	0	0	0	2	0.0
Tom Pederson	4	0	0	0	-4	2	0	0	0	0	0	1	0.0
Chris Tancill	4	0	0	0	-6	8	0	0	0	0	0	5	0.0

GOALTENDING

SJS GOALTENDERS	GP	MIN	W-L	SO	GA	SA	SV	GAA	SV%
Wade Flaherty	3	180	0-3	0	18	101	83	6.00	.822
Arturs Irbe	1	60	0-1	0	6	46	40	6.00	.870

POWER PLAY: 3/17 (17.6%) PENALTY KILL: 9/15 (60.0%)

1994 SHARKS PLAYOFF SUMMARY

WESTERN CONFERENCE QUARTERFINALS
 SAN JOSE SHARKS (#8) vs. DETROIT RED WINGS (#1)
 SAN JOSE 4, DETROIT 3

DATE	H/A	SCORE	ATT.	GOALTENDERS	GWG
4/18/1994	A	SJS 5, DET 4	19,778	Irbe/Essensa	Vlastimil Kroupa
4/20/1994	A	SJS 0, DET 4	19,875	Irbe/Osgood	Shawn Burr
4/22/1994	H	SJS 2, DET 3	17,190	Irbe/Osgood	Shawn Burr
4/23/1994	H	SJS 4, DET 3	17,190	Irbe/Osgood	Sergei Makarov
4/26/1994	A	SJS 6, DET 4	17,190	Irbe/ESSENSA-Osgood	Johan Garpenlov
4/28/1994	H	SJS 1, DET 7	19,875	IRBE-Waite/Osgood	Steve Chiasson
4/30/1994	A	SJS 3, DET 2	19,875	Irbe/Osgood	Jamie Baker

GOALS BY PERIOD	1ST	2ND	3RD	OT	TOTAL	SHOTS	1ST	2ND	3RD	OT	TOTAL
SHARKS	7	6	8	0	21	SHARKS	47	60	46	0	153
RED WINGS	11	8	8	0	27	RED WINGS	74	79	65	0	218

INDIVIDUAL SCORING

SJS SKATERS	GP	G	A	PTS	+/-	PIM	PP	SH	GW	OT	EN	S	SH%
Igor Larionov	7	2	8	10	-5	4	0	0	0	0	0	10	20.0
Sergei Makarov	7	6	0	6	-3	4	3	0	1	0	0	14	42.9
Johan Garpenlov	7	2	3	5	-5	6	0	0	1	0	0	8	25.0
Todd Elik	7	1	4	5	-1	8	0	0	0	0	0	15	6.7
Sandis Ozolinsh	7	0	5	5	-4	0	0	0	0	0	0	12	0.0
Ulf Dahlen	7	3	1	4	0	0	2	0	0	0	0	12	25.0
Tom Pederson	7	1	3	4	-1	2	0	1	0	0	0	18	5.6
Jamie Baker	7	2	1	3	-1	4	0	0	1	0	0	7	28.6
Jeff Norton	7	0	3	3	-4	12	0	0	0	0	0	15	0.0
Bob Errey	7	1	1	2	0	2	0	0	0	0	0	5	20.0
Vlastimil Kroupa	7	1	1	2	-2	2	0	0	1	0	0	4	25.0
Gaetan Duchesne	7	0	2	2	1	8	0	0	0	0	0	5	0.0
Ray Whitney	7	0	2	2	-4	2	0	0	0	0	0	11	0.0
Shawn Cronin	7	1	0	1	-2	6	0	0	0	0	0	1	100.0
Rob Gaudreau	7	1	0	1	0	0	1	0	0	0	0	6	16.7
Pat Falloon	7	0	1	1	-3	4	0	0	0	0	0	4	0.0
Jay More	7	0	1	1	-2	12	0	0	0	0	0	3	0.0
Jeff Odgers	4	0	0	0	-1	2	0	0	0	0	0	3	0.0
Arturs Irbe	7	0	0	0	0	4	0	0	0	0	0	0	0.0

GOALTENDING

SJS GOALTENDERS	GP	MIN	W-L	SO	GA	SA	SV	GAA	SV%
Arturs Irbe	7	399	4-3	0	26	210	184	3.91	.876
Jim Waite	1	20	0-0	0	1	8	7	3.00	.875

POWER PLAY: 6/36 (16.7%)

PENALTY KILL: 30/35 (85.7%)

1994 SHARKS PLAYOFF SUMMARY

WESTERN CONFERENCE SEMIFINALS
SAN JOSE SHARKS (#8) vs. TORONTO MAPLE LEAFS (#2)
SAN JOSE 3, TORONTO 4

DATE	H/A	SCORE	ATT.	GOALTENDERS	GWG
5/2/1994	A	SJS 3, TOR 2	15,728	Irbe/Potvin	Johan Garpenlov
5/4/1994	A	SJS 1, TOR 5	15,728	Irbe/Potvin	Mike Gartner
5/6/1994	H	SJS 5, TOR 2	17,190	Irbe/POTVIN-Rhodes	Ulf Dahlen
5/8/1994	H	SJS 3, TOR 8	17,190	IRBE-Waite/Potvin	Wendel Clark
5/10/1994	A	SJS 5, TOR 2	17,190	Irbe/Potvin	Sergei Makarov
5/12/1994	H	SJS 2, TOR 3 (OT)	15,728	Irbe/Potvin	Mike Gartner
5/14/1994	A	SJS 2, TOR 4	15,728	Irbe/Potvin	Mark Osborne

GOALS BY PERIOD	1ST	2ND	3RD	OT	TOTAL	SHOTS	1ST	2ND	3RD	OT	TOTAL
SHARKS	5	8	8	0	21	SHARKS	60	75	52	0	187
MAPLE LEAFS	9	9	7	1	26	MAPLE LEAFS	65	64	68	1	198

INDIVIDUAL SCORING

SJS SKATERS	GP	G	A	PTS	+/-	PIM	PP	SH	GW	OT	EN	S	SH%
Igor Larionov	7	3	5	8	4	6	0	0	0	0	0	17	17.6
Todd Elik	7	4	1	5	-4	4	1	0	0	0	0	30	13.3
Johan Garpenlov	7	2	3	5	5	0	0	0	1	0	0	15	13.3
Sandis Ozolinsh	7	0	5	5	7	8	0	0	0	0	0	11	0.0
Ulf Dahlen	7	3	1	4	-3	0	1	0	1	0	0	24	12.5
Sergei Makarov	7	2	2	4	5	0	0	0	1	0	0	12	16.7
Bob Errey	7	2	1	3	-3	8	1	0	0	0	0	7	28.6
Gaetan Duchesne	7	1	2	3	-3	4	0	0	0	0	0	12	8.3
Jeff Norton	7	1	2	3	8	8	0	0	0	0	0	9	11.1
Tom Pederson	7	0	3	3	-5	0	0	0	0	0	0	16	0.0
Jamie Baker	7	1	1	2	0	26	0	0	0	0	0	6	16.7
Pat Falloon	7	1	1	2	1	2	0	0	0	0	0	4	25.0
Ray Whitney	7	0	2	2	0	6	0	0	0	0	0	5	0.0
Rob Gaudreau	7	1	0	1	-1	0	0	0	0	0	0	8	12.5
Jay More	6	0	1	1	-2	20	0	0	0	0	0	2	0.0
Vlastimil Kroupa	7	0	1	1	-6	19	0	0	0	0	0	2	0.0
Mike Rathje	1	0	0	0	1	0	0	0	0	0	0	0	0.0
Shawn Cronin	7	0	0	0	-2	14	0	0	0	0	0	4	0.0
Arturs Irbe	7	0	0	0	0	2	0	0	0	0	0	0	0.0
Jeff Odgers	7	0	0	0	-1	9	0	0	0	0	0	3	0.0

GOALTENDING

SJS GOALTENDERS	GP	MIN	W-L	SO	GA	SA	SV	GAA	SV%
Arturs Irbe	7	407	3-4	0	24	189	165	3.54	.873
Jim Waite	1	20	0-0	0	2	9	7	6.00	.778

POWER PLAY: 3/38 (7.9%) PENALTY KILL: 18/26 (69.2%)



SHARKS OPPONENTS

ANAHEIM DUCKS

SHARKS vs. DUCKS

For the all-time record, [click here](#)
For all-time season-by-season records, [click here](#)

AFFILIATES



San Diego Gulls
(AHL)



Tulsa Oilers
(ECHL)

[CLICK FOR 2023-24 HEAD-TO-HEAD RESULTS](#)

[CLICK FOR ANAHEIM'S ALL-TIME SERIES LEADERS](#)

FAST FACTS

Last SJS Win:

Jan. 20, 2024 (SJS 5 vs. ANA 3)

Last SJS Overtime Win:

Oct. 28, 2018 (SJS 4 at ANA 3)

Last SJS Shootout Win:

Feb. 5, 2021 (SJS 5 at ANA 4)

Last SJS Shutout:

Mar. 12, 2021 (SJS 6 at ANA 0; Devan Dubnyk)

Last SJS Home Win:

Jan. 20, 2024 (SJS 5 vs. ANA 3)

Last SJS Road Win:

Dec. 9, 2022 (SJS 6 at ANA 1)

Most Goals by SJS:

7, 2 times, MR: Mar. 29, 2001 (SJS 7 vs. ANA 4)

Last SJS Hat Trick:

Erik Karlsson, Nov. 1, 2022 (SJS 7 vs. ANA 4)

Last SJS Penalty Shot:

Torrey Mitchell (Unsuccessful: Jean-Sebastien Giguere)

Dec. 17, 2009 (SJS 4 at ANA 1)

Last ANA Win:

Feb. 9, 2024 (SJS 4 vs. ANA 6)

Last ANA Overtime Win:

Jan. 31, 2024 (SJS 2 at ANA 3 [OT])

Last ANA Shootout Win:

Nov. 5, 2022 (SJS 4 vs. ANA 5)

Last ANA Shutout:

Apr. 12, 2021 (SJS 0 at ANA 4; Anthony Stolarz)

Last ANA Home Win:

Jan. 31, 2024 (SJS 2 at ANA 3 [OT])

Last ANA Road Win:

Feb. 9, 2024 (SJS 4 vs. ANA 6)

Most Goals by ANA:

7, Feb. 6, 2007 (SJS 4 vs. ANA 7)

Last ANA Hat Trick:

Corey Perry, Apr. 6, 2011 (SJS 2 at ANA 6)

Last ANA Penalty Shot:

Todd Bertuzzi (Unsuccessful: Evgeni Nabokov)

Dec. 22, 2007 (SJS 2 vs. ANA 5)

NOTES AND HIGHLIGHTS

- On **Apr. 15, 2006**, **Jonathan Cheechoo** recorded his fifth hat trick of the 2005-06 season, his third against Anaheim, as the Sharks defeated the Ducks, 6-3.
- On **Mar. 28, 2008**, the San Jose Sharks defeated the Ducks, 3-1, to capture the 2007-08 Pacific Division Championship. **Joe Pavelski** helped set up all three Sharks goals.
- On **Dec. 26, 2009**, **Patrick Marleau** scored his 300th and 301st NHL goals in a 5-2 win.
- On **Nov. 30, 2013**, San Jose defeated Anaheim 4-3 in the shootout to cap off a 5-0-0 homestand, the Sharks' first perfect five-game homestand in franchise history.
- On **Jan. 29, 2015**, **Joe Thornton** surpassed Phil Housley to claim sole possession of 37th place on the NHL's All-Time Points List with two assists while the Sharks received six goals from six different players en route to a 6-3 victory against the Anaheim Ducks.
- On **Oct. 10, 2015**, **Patrick Marleau** scored two goals and moved into 55th place on the all-time NHL goal list while **Martin Jones** recorded his first shutout as a Shark in a 2-0 win over Anaheim in the home opener.
- On **Oct. 18, 2018**, **Brent Burns** and **Timo Meier** became the third pair of teammates in franchise history to register simultaneous eight game point streaks, last achieved by Joe Thornton (8 games, 2g, 14a) and Ryane Clowe (8 games, 4g, 5a) in 2009-10.
- On **Dec. 27, 2018**, **Brent Burns** appeared in his 1,000th career NHL game and scored the game-winning goal to become the third defenseman in NHL history to score the game-winning goal in his 1,000th career game.
- On **Feb. 15, 2021**, Sharks head coach **Bob Boughner** won his 100th game as a NHL head coach
- On **Apr. 6, 2021**, **Patrick Marleau** scored a goal to pass Mats Sundin and Joe Nieuwendyk for 23rd on the NHL's all-time games played list
- On **Mar. 26, 2022**, **Timo Meier** recorded the third hat trick of his career in a 4-1 Sharks win over Anaheim.
- On **Nov. 1, 2022**, **Erik Karlsson** scored his first career hat trick in a 5-6 Sharks shootout loss to Anaheim. This marked the first hat trick by a player playing as a defenseman in franchise history (Brent Burns recorded one playing as a forward on Nov. 29, 2013 at St. Louis).
- On **Dec. 9, 2022**, rookie **Eetu Mäkinieni** earned his first NHL win in his first career start after saving 23 shots. In the process, Makiniemi became the youngest-ever Sharks goalie (23 years, 234 days) to win their first-career NHL start (previously Miikka Kiprusoff, 24 years, 164 days). Kevin Labanc recorded his 200th NHL point with an assist in the contest.
- On **Nov. 12, 2023**, **Marc-Edouard Vlasic** played in his 1,251st career game, tying him with Jari Kurri for 100th-most games played in NHL history, and logged two hits in 10:04 time on ice.
- On **Jan. 31, 2024**, **Shakir Mukhamadullin** collected his first NHL point (assist).

BOSTON BRUINS

SHARKS vs. BRUINS

AFFILIATES



For the all-time record, [click here](#)
 For all-time season-by-season records, [click here](#)



Providence Bruins
(AHL)



Maine Mariners
(ECHL)

[CLICK FOR 2023-24 HEAD-TO-HEAD RESULTS](#)
[CLICK FOR BOSTON'S ALL-TIME SERIES LEADERS](#)

FAST FACTS

Last SJS Win:

Mar. 15, 2016 (SJS 3 vs. BOS 2)

Last SJS Overtime Win:

None

Last SJS Shootout Win:

None

Last SJS Shutout:

Feb. 5, 2011 (SJS 2 at BOS 0; Antti Niemi)

Last SJS Home Win:

Mar. 15, 2016 (SJS 3 vs. BOS 2)

Last SJS Road Win:

Nov. 17, 2015 (SJS 5 at BOS 4)

Most Goals by SJS:

7, Dec. 4, 2014 (SJS 7 vs. BOS 4)

Last SJS Hat Trick:

Joe Thornton, Feb. 18, 2019 (SJS 5 vs. BOS 6 [OT])

Last SJS Penalty Shot:

Logan Couture (Successful: Tuukka Rask)

Feb. 18, 2019 (SJS 5 vs. BOS 6)

Last BOS Win:

Nov. 30, 2023 (SJS 0 at BOS 3)

Last BOS Overtime Win:

Feb. 18, 2019 (SJS 5 vs. BOS 6)

Last BOS Shootout Win:

Jan. 14, 2010 (SJS 1 vs. BOS 2)

Last BOS Shutout:

Nov. 30, 2023 (SJS 0 at BOS 3; Jeremy Swayman)

Last BOS Home Win:

Nov. 30, 2023 (SJS 0 at BOS 3)

Last BOS Road Win:

Oct. 19, 2023 (SJS 1 vs. BOS 3)

Most Goals by BOS:

8, Oct. 15, 1992 (SJS 2 vs. BOS 8)

Last BOS Hat Trick:

None

Last BOS Penalty Shot:

Rick Tocchet (Unsuccessful: Geoff Sarjeant)

Mar. 18, 1996 (SJS 3 at BOS 3)

NOTES AND HIGHLIGHTS

- On **Jan. 10, 2006**, the Sharks defeated the Bruins in Boston for the first time in franchise history. It was **Joe Thornton's** first game against his former team following the Nov. 30, 2005 trade to San Jose. Thornton was ejected at 5:13 of the first period for cross-checking Hal Gill.
- On **Feb. 10, 2009**, **Joe Thornton** scored his first goal against Boston in his second game since being traded from the Bruins in 2005.
- On **Jan. 11, 2014**, Finnish Olympic teammates **Antti Niemi** (SJS) and **Tuukka Rask** (BOS) turned in goaltending gems in a 1-0 Boston victory. The Sharks were held without a goal for only the second time on the season. Niemi made 21 saves, and **Tommy Wingels** had 10 hits during the game.
- On **Dec. 4, 2014**, the Sharks got two goals apiece from three different players, scoring seven goals in total, to win 7-4 and set a new franchise record for goals against the Boston Bruins.
- On **Mar. 15, 2016**, **Joonas Donskoi** scored the game-winning goal on the power play and **Brent Burns** tied Sandis Ozolinsh for most goals (26) and points (64) in a season by a Sharks defenseman in a 3-2 victory.
- On **Feb. 9, 2017**, **Joe Thornton** recorded his 1375th career NHL point, passing Mike Modano for sole possession of 23rd place all-time.
- On **Oct 26, 2017**, **Joe Thornton** scored a goal against his former team to tie Jari Kurri for 20th all-time in NHL career points (1398).
- On **Feb. 18, 2019**, **Logan Couture** scored a shorthanded penalty-shot goal, the fourth player to do so in franchise history.



William Eklund

BUFFALO SABRES

SHARKS vs. SABRES

AFFILIATES



For the all-time record, [click here](#)
 For all-time season-by-season records, [click here](#)



Rochester Americans
(AHL)



Jacksonville Icemen
(ECHL)

[CLICK FOR 2023-24 HEAD-TO-HEAD RESULTS](#)

[CLICK FOR BUFFALO'S ALL-TIME SERIES LEADERS](#)

FAST FACTS

Last SJS Win:

Jan. 6, 2022 (SJS 3 at BUF 2)

Last SJS Overtime Win:

Nov. 14, 2015 (SJS 2 at BUF 1)

Last SJS Shootout Win:

None

Last SJS Shutout:

Dec. 2, 2005 (SJS 5 at BUF 0; Evgeni Nabokov and Nolan Schaefer)

Last SJS Home Win:

Nov. 2, 2021 (SJS 5 vs. BUF 3)

Last SJS Road Win:

Jan. 6, 2022 (SJS 3 at BUF 2)

Most Goals by SJS:

7, Nov. 5, 1992 (SJS 7 vs. BUF 5)

Last SJS Hat Trick:

Logan Couture, Oct. 18, 2018 (SJS 5 vs. BUF 1)

Last SJS Penalty Shot:

None

Last BUF Win:

Jan. 27, 2024 (SJS 2 vs. BUF 5)

Last BUF Overtime Win:

Oct. 22, 2019 (SJS 3 at BUF 4)

Last BUF Shootout Win:

Nov. 5, 2013 (SJS 4 vs. BUF 5)

Last BUF Shutout:

Jan. 15, 2024 (SJS 0 at BUF 3; Ukko-Pekka Luukkonen)

Last BUF Home Win:

Jan. 15, 2024 (SJS 0 at BUF 3)

Last BUF Road Win:

Jan. 27, 2024 (SJS 2 vs. BUF 5)

Most Goals by BUF:

7, 4 times, MR: Dec. 8, 2007 (SJS 1 vs. BUF 7)

Last BUF Hat Trick:

Donald Audette, Nov. 8, 1995 (SJS 2 at BUF 7)

Last BUF Penalty Shot:

Peyton Krebs (Unsuccessful: Kaapo Kahkonen)
 Feb. 18, 2023 (SJS 2 vs. BUF 4)

NOTES AND HIGHLIGHTS

- On Nov. 5, 1992, Larry DePalma and Dave Snuggerud each scored a goal seven seconds apart, setting a franchise record for the fastest two goals in a 7-5 win.
- On Dec. 2, 2005, Joe Thornton made his debut for San Jose, tallying two assists. Evgeni Nabokov and Nolan Schaefer shared a shutout, the first shutout ever between the two teams. The Sharks pulled out a 5-0 victory, their first ever win in Buffalo.
- On Nov. 5, 2013, San Jose broke a franchise record for most 50+ shot games in a single season (four) but fell 5-4 to Buffalo in the shootout.
- On Nov. 14, 2015, Joe Pavelski recorded his 500th point, Patrick Marleau scored the game-winning goal in overtime and the Sharks earned a 2-1 victory, their first win Buffalo since 2005.
- On Feb. 7, 2017, 11 different Sharks had points as San Jose held a 4-1 lead into the third period, but helped by Evander Kane's two goals, Buffalo forced overtime and won 5-4.
- On Oct. 18, 2018, Logan Couture led the offensive charge against Buffalo with three goals for his third career hat trick. In the same contest, Marc-Edouard Vlasic skated in his 900th NHL game and became the first San Jose Sharks defenseman to appear in 900 career games with the franchise.



Shakir Mukhamadullin

CALGARY FLAMES

SHARKS vs. FLAMES

AFFILIATES



For the all-time record, [click here](#)
 For all-time season-by-season records, [click here](#)



Calgary Wranglers
(AHL)



Rapid City Rush
(ECHL)

[CLICK FOR 2023-24 HEAD-TO-HEAD RESULTS](#)
[CLICK FOR CALGARY'S ALL-TIME SERIES LEADERS](#)

FAST FACTS

Last SJS Win:

Feb. 15, 2024 (SJS 6 at CGY 3)

Last SJS Overtime Win:

Mar. 7, 2016 (SJS 2 at CGY 1)

Last SJS Shootout Win:

Dec. 28, 2017 (SJS 3 vs. CGY 2)

Last SJS Shutout:

Jan. 24, 2012 (SJS 1 at CGY 0; Antti Niemi)

Last SJS Home Win:

Dec. 7, 2021 (SJS 5 vs. CGY 3)

Last SJS Road Win:

Feb. 15, 2024 (SJS 6 at CGY 3)

Most Goals by SJS:

9, Jan. 18, 2010 (SJS 9 vs. CGY 1)

Last SJS Hat Trick:

Tomáš Hertl, Dec. 7, 2021 (SJS 5 vs. CGY 3)

Last SJS Penalty Shot:

Mikkel Boedker (Unsuccessful: Chad Johnson)

Jan. 11, 2017 (SJS 2 at CGY 3)

Last CGY Win:

Apr. 18, 2024 (SJS 1 at CGY 5)

Last CGY Overtime Win:

Apr. 9, 2024 (SJS 2 vs. CGY 3)

Last CGY Shootout Win:

Feb. 11, 2016 (SJS 5 vs. CGY 6)

Last CGY Shutout:

Nov. 26, 2014 (SJS 0 vs. CGY 2; Karri Ramo)

Last CGY Home Win:

Apr. 18, 2024 (SJS 1 at CGY 5)

Last CGY Road Win:

Apr. 9, 2024 (SJS 2 vs. CGY 3 [OT])

Most Goals by CGY:

13, Feb. 10, 1993 (SJS 1 at CGY 13)

Last CGY Hat Trick:

Nikita Zadorov, Apr. 12, 2023 (SJS 1 at CGY 3)

Last CGY Penalty Shot:

Johnny Gaudreau (Unsuccessful: James Reimer)

Mar. 22, 2022 (SJS 4 at CGY 3)

NOTES AND HIGHLIGHTS

- On **Oct. 8, 1991**, San Jose won its first-ever game in franchise history against the Flames, 4-3.
- On **Nov. 30, 1991**, San Jose posted its first-ever franchise road victory.
- On **Feb. 24, 2007**, **Patrick Marleau** skated in his 700th NHL game (becoming the eighth-youngest skater in NHL history to do so).
- On **Apr. 5, 2007**, **Joe Thornton** had two assists in a 4-3 win to give him 90, making him only the third player in NHL history to have back-to-back 90-assist seasons (Wayne Gretzky, 12 in a row from 1980-81 through 1991-92, and Mario Lemieux, 1988-89 and 1997-98).
- On **Jan. 20, 2014**, **Joe Thornton** passed Bobby Hull for 48th place on the NHL's all-time points list (1,171) with a helper while three Sharks defensemen tallied assists in the game.
- On **Dec. 6, 2014**, **Patrick Marleau** tied Glenn Anderson for 24th all-time on the NHL's game-winning goals list with his 82nd game-winner to beat the Flames 3-2.
- On **Dec. 20, 2016**, **Joe Thornton** had a pair of assists in his 1400th career NHL game as the Sharks offense exploded for four goals in the second period on the way to a 4-1 win. **Patrick Marleau** scored his 490th career goal to tie Norm Ullman for 47th all-time in NHL history.
- On **Mar. 16, 2018**, **Evander Kane** became just the 4th San Jose Shark to score four goals in a game, prior to that he had never had a hat trick. **Chris Tierney** registered his 100th career NHL point (assist) in a 7-4 win over the Flames.
- On **Feb. 7, 2019**, **Brent Burns** achieved his 50th assist of the season, and became just the seventh defenseman in NHL history to record 50 assists in 55 team games or fewer. In the same contest, **Joe Thornton** recorded his 1,000th point as a Shark on the first goal of the game to become the second Sharks skater in history to achieve 1,000 points with the franchise.
- On **Feb. 4, 2020**, **Joe Thornton** recorded his 1,500th NHL point and 800th assist as a Shark. **Evander Kane** skated in his 700th career NHL game and **Brent Burns** achieved his 500th point as a Shark.
- On **Dec. 7, 2021**, **Tomáš Hertl** netted his fourth-career hat trick, first against a Western Conference team, in a 5-3 win for the Sharks.
- On **Dec. 18, 2022**, **Erik Karlsson** recorded his 700th career NHL point with an assist on a Sharks goal in a 5-2 loss to Calgary. Karlsson became the 27th defenseman in NHL history to reach the mark, and only the third Swedish-born defenseman to do so.
- On **Mar. 25, 2023**, **Erik Karlsson** took sole possession of first for assists in a season by a defenseman by recording his 67th helper of the 2022-23 campaign.
- On **Apr. 18, 2024**, **Mikael Granlund** extended his point streak to a career-long 13 games, setting a Sharks franchise record for longest point streak by a forward.

CAROLINA HURRICANES

SHARKS vs. HURRICANES

AFFILIATES



For the all-time record, [click here](#)
 For all-time season-by-season records, [click here](#)

Carolina Hurricanes (1997-present)
 Hartford Whalers (1991-1997)



Chicago Wolves
 (AHL)

[CLICK FOR 2023-24 HEAD-TO-HEAD RESULTS](#)
[CLICK FOR CAROLINA'S ALL-TIME SERIES LEADERS](#)

FAST FACTS

Last SJS Win:

Nov. 22, 2021 (SJS 2 vs. CAR 1 [OT])

Last SJS Overtime Win:

Nov. 22, 2021 (SJS 2 vs. CAR 1)

Last SJS Shootout Win:

None

Last SJS Shutout:

Nov. 16, 2014 (SJS 2 at CAR 0; Troy Grosenick)

Last SJS Home Win:

Nov. 22, 2021 (SJS 2 vs. CAR 1 [OT])

Last SJS Road Win:

Feb. 4, 2018 (SJS 3 at CAR 1)

Most Goals by SJS:

8, 2 times, MR: Jan. 30, 1996 (SJS 8 vs. HFD 2)

Last SJS Hat Trick:

Evander Kane, Oct. 16, 2019 (SJS 5 vs. CAR 2)

Last SJS Penalty Shot:

None

Last CAR Win:

Oct. 27, 2023 (SJS 0 at CAR 3)

Last CAR Overtime Win:

Jan. 27, 2023 (SJS 4 at CAR 5)

Last CAR Shootout Win:

Dec. 5, 2019 (SJS 2 at CAR 3)

Last CAR Shutout:

Oct. 27, 2023 (SJS 0 at CAR 3; Antti Raanta)

Last CAR Home Win:

Oct. 27, 2023 (SJS 0 at CAR 3)

Last CAR Road Win:

Oct. 17, 2023 (SJS 3 vs. CAR 6)

Most Goals by CAR:

7, 2 times, MR: Nov. 7, 1995 (SJS 3 at HFD 7)

Last CAR Hat Trick:

Teuvo Teravainen, Oct. 27, 2023 (SJS 0 at CAR 3)

Last CAR Penalty Shot:

Matt Cullen (Successful: Evgeni Nabokov)

Feb. 5, 2009 (SJS 3 vs. CAR 4)

NOTES AND HIGHLIGHTS

- On Dec. 3, 1992, Rob Gaudreau scored the first hat trick in Sharks history.
- On Dec. 10, 2005, Joe Thornton set a new franchise record for consecutive multi-point games (five), as the Sharks defeated the Hurricanes 4-3.
- On Nov. 1, 2009, Logan Couture recorded his first NHL point (an assist).
- On Nov. 16, 2014, rookie goaltender Troy Grosenick, in his first career NHL start, stopped all 45 Carolina shots en route to a 2-0 Sharks victory.
- On Oct. 24, 2015, Joel Ward recorded a hat trick, including his 100th career goal and ten different Sharks had points in a 5-2 Sharks victory
- On Dec. 10, 2016, Patrick Marleau scored 12 seconds into the game, the third quickest goal in franchise history and Joe Thornton had 2 assists in a 4-3 win.
- On Dec. 7, 2017, Joe Thornton registered three points (1g, 2a) to tie and then pass Dale Hawerchuk for sole possession of 19th place on the NHL all-time points list (1,410). It was the Sharks' first ever win after trailing by three goals at the end of the first period.
- On Oct. 16, 2019, Evander Kane scored the franchise's first hat trick in the opening frame, becoming the eighth Shark to score three goals in a single period.
- On Oct. 17, 2023, Tomáš Hertl moved up in the Sharks' all-time ranks for points (to sixth) and multi-assist games (seventh).



Mario Ferraro

CHICAGO BLACKHAWKS

SHARKS vs. BLACKHAWKS

AFFILIATES



For the all-time record, [click here](#)
 For all-time season-by-season records, [click here](#)



Rockford IceHogs
(AHL)



Indy Fuel
(ECHL)

CLICK FOR 2023-24 HEAD-TO-HEAD RESULTS

CLICK FOR CHICAGO'S ALL-TIME SERIES LEADERS

FAST FACTS

Last SJS Win:

Jan. 1, 2023 (SJS 5 at CHI 2)

Last SJS Overtime Win:

Dec. 11, 2010 (SJS 2 vs. CHI 1)

Last SJS Shootout Win:

Mar. 26, 2018 (SJS 4 at CHI 3)

Last SJS Shutout:

Nov. 28, 2021 (SJS 2 at CHI 0; James Reimer)

Last SJS Home Win:

Apr. 23, 2022 (SJS 4 vs. CHI 1)

Last SJS Road Win:

Jan. 1, 2023 (SJS 5 at CHI 2)

Most Goals by SJS:

7, 5 times, MR: Dec. 16, 2018 (SJS 7 vs. CHI 3)

Last SJS Hat Trick:

Bill Guerin, Mar. 13, 2007 (SJS 7 vs. CHI 1)

Last SJS Penalty Shot:

Bill Guerin (Successful: Patrick Lalime)

Mar. 13, 2007 (SJS 7 vs. CHI 1)

Last CHI Win:

Mar. 23, 2024 (SJS 4 vs. CHI 5 [OT])

Last CHI Overtime Win:

Mar. 23, 2024 (SJS 4 vs. CHI 5)

Last CHI Shootout Win:

Jan. 16, 2024 (SJS 1 vs. CHI 2)

Last CHI Shutout:

Mar. 6, 1999 (SJS 0 vs. CHI 4; Jocelyn Thibault)

Last CHI Home Win:

Mar. 17, 2024 (SJS 2 at CHI 5)

Last CHI Road Win:

Mar. 23, 2024 (SJS 4 vs. CHI 5 [OT])

Most Goals by CHI:

7, 4 times, MR: Nov. 25, 2009 (SJS 2 vs. CHI 7)

Last CHI Hat Trick:

Tyler Arnason, Dec. 28, 2002 (SJS 3 vs. CHI 3 [OT])

Last CHI Penalty Shot:

Anthony Duclair (Unsuccessful: Martin Jones)

Mar. 1, 2018 (SJS 7 vs. CHI 2)

NOTES AND HIGHLIGHTS

- On **Oct. 4, 1999**, in a 7-1 victory, **Owen Nolan** and **Jeff Friesen** had hat tricks, the first multiple hat trick game in franchise history.
- On **Feb. 3, 2007**, **Vesa Toskala** became the first Sharks goaltender to record a multi-point game with two assists.
- On **Dec. 22, 2009**, the Sharks pulled out a 3-2 win in Chicago despite being outshot by the largest margin in franchise history (33), 47-14.
- On **Mar. 14, 2011**, **Logan Couture** became just the 23rd rookie to score 20-plus road goals.
- On **Jan. 31, 2015**, **Antti Niemi**, on his 31st birthday and the 31st day of January, against fellow Fin Antti Raanta (who wears #31 like Niemi), made 31 saves to capture his 31st career shutout against his former team in a 2-0 Sharks victory.
- On **Dec. 18, 2016**, **Brent Burns'** assist on **Joe Pavelski's** goal gave him the most career points by a defenseman in Sharks history.
- On **Mar. 3, 2019**, **Joe Thornton** appeared in his 1,550th game to tie Alex Delvecchio for 14th on the all-time list. In the same contest, **Timo Meier** set the single-season points record by a Swiss-born player with his 63rd of the season.
- On **Oct. 10, 2019**, **Patrick Marleau** scored two goals and became the eighth player in NHL history to score a goal in his teens and 40s with the same franchise.
- On **Nov. 28, 2021**, **James Reimer** recorded his first shutout as a Shark with 29 stops on 29 shots faced in a 2-0 win over Chicago.
- On **Oct. 15, 2022**, San Jose unveiled a banner honoring longtime General Manager **Doug Wilson** before their home game against the Chicago Blackhawks, who drafted Wilson in 1977 and with whom Wilson played for when he won the 1982 Norris Trophy. The Sharks and Blackhawks donned '24 Wilson' jerseys for warmups.
- On **Jan. 1, 2023**, **Erik Karlsson** recorded a pair of assists in Chicago to extend his point streak to 13 games, breaking the franchise record first set by Rob Gaudreau in 1992-93 and later matched by Jonathan Cheechoo in 2005-06. **Marc-Edouard Vlasic** appeared in his 1,200th NHL game and scored for the Sharks to become the second defenseman in NHL history to score in their 1,200th NHL game (other: Duncan Keith). **Oskar Lindblom** played in his 300th NHL game.
- On **Feb. 25, 2023**, the Sharks held a jersey retirement ceremony for **Patrick Marleau's** No. 12 prior to the game, the first number retired in team history.
- On **Mar. 17, 2024**, **Devin Cooley** recorded a 26-save performance in his first career NHL start. He became the first California-born netminder to appear for a California-based team.

COLORADO AVALANCHE



SHARKS vs. AVALANCHE

For the all-time record, [click here](#)
 For all-time season-by-season records, [click here](#)

Colorado Avalanche (1995-present)
 Quebec Nordiques (1991-1995)

AFFILIATES



Colorado Eagles
 (AHL)



Utah Grizzlies
 (ECHL)

[CLICK FOR 2023-24 HEAD-TO-HEAD RESULTS](#)
[CLICK FOR COLORADO'S ALL-TIME SERIES LEADERS](#)

FAST FACTS

Last SJS Win:

May 5, 2021 (SJS 3 vs. COL 2)

Last SJS Overtime Win:

Jan. 21, 2017 (SJS 3 vs. COL 2)

Last SJS Shootout Win:

Oct. 28, 2014 (SJS 3 at COL 2)

Last SJS Shutout:

Jan. 26, 2013 (SJS 4 vs. COL 0; Antti Niemi)

Last SJS Home Win:

May 5, 2021 (SJS 3 vs. COL 2)

Last SJS Road Win:

Jan. 2, 2019 (SJS 5 at COL 4)

Most Goals by SJS:

7, 3 times, MR: Apr. 4, 1997 (SJS 7 vs. COL 6 [OT])

Last SJS Hat Trick:

Patrick Marleau, Jan. 23, 2017 (SJS 5 at COL 2)

Last SJS Penalty Shot:

Mike Grier (Unsuccessful: Jose Theodore)

Dec. 7, 2006 (SJS 2 vs. COL 5)

Last COL Win:

Dec. 31, 2023 (SJS 1 at COL 3)

Last COL Overtime Win:

Apr. 4, 2023 (SJS 3 vs. COL 4)

Last COL Shootout Win:

Oct. 14, 2023 (SJS 1 vs. COL 2)

Last COL Shutout:

Mar. 7, 2023 (SJS 0 at COL 6; Alexandar Georgiev)

Last COL Home Win:

Dec. 31, 2023 (SJS 1 at COL 3)

Last COL Road Win:

Oct. 14, 2023 (SJS 1 vs. COL 2 [SO])

Most Goals by COL:

12, Dec. 5, 1995 (SJS 2 at COL 12)

Last COL Hat Trick:

Mikko Rantanen, Apr. 6, 2023 (SJS 2 vs. COL 6)

Last COL Penalty Shot:

None

NOTES AND HIGHLIGHTS

- On **Dec. 30, 2005**, **Nils Ekman** tied a franchise record with four assists as the Sharks defeated the Avalanche with a 5-2 win.
- On **Mar. 18, 2007**, **Ron Wilson** became the 13th head coach in NHL history to reach the 1,000-game mark in a Sharks overtime loss to the Avs.
- On **Mar. 26, 2012**, **Joe Pavelski** scored his 300th career point (two goals), **Dan Boyle** scored his 500th point (two assists), **Andrew Desjardins** got the game-winner, and all four Sharks lines scored a goal in a 5-1 win over the Avalanche.
- On **Jan. 26, 2013**, **Patrick Marleau** scored at least two goals in his fourth straight game, tying a record for most consecutive multi-goal games to start a season set in 1917-18 by Cy Denneny of the Ottawa Senators, as the Sharks shutout the Avalanche 4-0. **Matt Irwin** scored his first career NHL goal and **Thomas Greiss** recorded his first NHL shutout.
- On **Mar. 10, 2013**, **Patrick Marleau** scored his 400th career goal, becoming the 30th player in NHL history to score his first 400 goals with one team, in a 3-2 Sharks overtime loss.
- On **Jan. 23, 2017**, **Patrick Marleau** scored 4 goals in the third period, including a natural hat-trick, as the Sharks defeated the Avalanche 5-2. It was only the 12th time a player scored 4 goals in a period in NHL history, and the first time since Mario Lemieux did it in 1997. It was also the third time in Sharks history a player scored 4 in a game, matching **Tomáš Hertl** and **Owen Nolan**. His second goal also stood as the game-winner, the 96th of his NHL career, tying Mats Sundin for 9th place in NHL history.
- On **Jan. 2, 2019**, **Joe Pavelski** and **Brent Burns** recorded four-point games, becoming the first Sharks teammates to earn at least four points in a single game since 10/27/10 vs NJD (three players).
- On **Mar. 1, 2019**, **Martin Jones** recorded his 30th win of the season to become the first goaltender in franchise history to achieve four consecutive 30-win campaigns.
- On **Apr. 6, 2019**, **Pete DeBoer** earned his 400th career win as an NHL head coach.
- On **Oct. 14, 2023**, **Mackenzie Blackwood** made 51 saves in his Sharks debut, helping the Sharks earn a point against Colorado. His 51 stops represented the most by a goalie in his first game with a new team dating back to 1955-56, per NHL PR, was the most by a Shark since Steve Shields' 51 on Oct. 14, 1999, a 5-1 win over Nashville. It was just the fifth time ever that a Sharks netminder made 50 or more saves in a regular season game.
- On **Dec. 31, 2023**, **Tomáš Hertl** appeared in his 700th NHL game and scored San Jose's lone goal, finishing December with a NHL-best nine road goals in the month.

COLUMBUS BLUE JACKETS

SHARKS vs. BLUE JACKETS

AFFILIATES



For the all-time record, [click here](#)
 For all-time season-by-season records, [click here](#)



Cleveland Monsters
 (AHL)

[CLICK FOR 2023-24 HEAD-TO-HEAD RESULTS](#)
[CLICK FOR COLUMBUS'S ALL-TIME SERIES LEADERS](#)

FAST FACTS

Last SJS Win:

Apr. 19, 2022 (SJS 3 vs. CBJ 2)

Last SJS Overtime Win:

Feb. 8, 2008 (SJS 2 vs. CBJ 1)

Last SJS Shootout Win:

Mar. 13, 2014 (SJS 4 at CBJ 3)

Last SJS Shutout:

Jan. 31, 2012 (SJS 6 vs. CBJ 0; Antti Niemi)

Last SJS Home Win:

Apr. 19, 2022 (SJS 3 vs. CBJ 2)

Last SJS Road Win:

Jan. 4, 2020 (SJS 3 at CBJ 2)

Most Goals by SJS:

10, Mar. 30, 2002 (SJS 10 vs. CBJ 2)

Last SJS Hat Trick:

Dany Heatley, Oct. 8, 2009 (SJS 6 vs. CBJ 3)

Last SJS Penalty Shot:

Dany Heatley (Successful: Mathieu Garon)

Oct. 8, 2009 (SJS 6 vs. CBJ 3)

Last CBJ Win:

Mar. 16, 2024 (SJS 2 at CBJ 4)

Last CBJ Overtime Win:

Mar. 14, 2023 (SJS 5 vs. CBJ 6)

Last CBJ Shootout Win:

None

Last CBJ Shutout:

Feb. 23, 2019 (SJS 0 at CBJ 4; Sergei Bobrovsky)

Last CBJ Home Win:

Mar. 16, 2024 (SJS 2 at CBJ 4)

Last CBJ Road Win:

Feb. 17, 2024 (SJS 3 vs. CBJ 4)

Most Goals by CBJ:

6, 5 times, MR: Mar. 14, 2023 (SJS 5 vs. CBJ 6, OT)

Last CBJ Hat Trick:

Jeff Carter, Feb. 21, 2012 (SJS 3 at CBJ 6)

Last CBJ Penalty Shot:

Rick Nash (Unsuccessful: Evgeni Nabokov)

Feb. 8, 2008 (SJS 2 vs. CBJ 1)

NOTES AND HIGHLIGHTS

- On **Oct. 25, 2000**, **Gary Suter** scored the franchise's first goal against the Blue Jackets in his 1,000th career game, a 3-1 win.
- On **Mar. 30, 2002**, the Sharks scored 10 goals to set a new franchise record for most goals during a Sharks home game in 10-2 win.
- On **Jan. 6, 2007**, **Patrick Marleau** tied the franchise record for goals (206) as the Sharks defeated the Columbus Blue Jackets 5-2. In that game, **Ryane Clowe** scored his first career hat trick.
- On **Mar. 16, 2007**, the Sharks tied a franchise record for wins in a season (44) and team shutouts in a season (11). **Joe Thornton**'s goal in the first period set a new Sharks franchise record for most points in a season (94), previously held by Jonathan Cheechoo (93 points in 2005-06).
- On **Feb. 9, 2011**, **Patrick Marleau** scored his 20th goal of the season (the game-winner) to mark the 10th time he has reached the 20-goal plateau in his career.
- On **Jan. 5, 2012**, **Joe Thornton**, in his 500th game as a Shark, scored the game-winner in a 2-1 victory over Columbus.
- On **Feb. 7, 2014**, Sharks head coach **Todd McLellan** coached his 435th game with the Sharks, surpassing Darryl Sutter for the most games coached in franchise history.
- On **Nov. 22, 2015**, the Sharks swept a six-game road trip for the first time in team history with a 5-3 comeback win over the Blue Jackets that featured nine different San Jose skaters recording a point, **Brenden Dillon** scoring the game-winner.
- On **Apr. 19, 2022**, the San Jose notched the club's 1,100th all-time win with a 3-2 victory over the Blue Jackets.
- On **Mar. 14, 2023**, **Nikolai Knyzhov** scored his first goal in 694 days, after missing almost two seasons due to injury, with a late game-tying goal against Columbus in an eventual 5-6 overtime loss at home.

DALLAS STARS



SHARKS vs. STARS

For the all-time record, [click here](#)
For all-time season-by-season records, [click here](#)

Dallas Stars (1993-present)
Minnesota North Stars (1991-1993)



Texas Stars
(AHL)



Idaho Steelheads
(ECHL)

[CLICK FOR 2023-24 HEAD-TO-HEAD RESULTS](#)

[CLICK FOR DALLAS'S ALL-TIME SERIES LEADERS](#)

FAST FACTS

Last SJS Win:

Jan. 18, 2023 (SJS 5 vs. DAL 3)

Last SJS Overtime Win:

Jan. 16, 2016 (SJS 4 vs. DAL 3)

Last SJS Shootout Win:

Dec. 21, 2013 (SJS 3 vs. DAL 2)

Last SJS Shutout:

Mar. 31, 2012 (SJS 3 vs. DAL 0; Antti Niemi)

Last SJS Home Win:

Jan. 18, 2023 (SJS 5 vs. DAL 3)

Last SJS Road Win:

Nov. 11, 2022 (SJS 5 at DAL 4)

Most Goals by SJS:

7, Feb. 6, 1994 (SJS 7 at DAL 1)

Last SJS Hat Trick:

Mike Ricci, Apr. 7, 2001 (SJS 4 vs. DAL 5 [OT])

Last SJS Penalty Shot:

Patrick Marleau (Unsuccessful: Marty Turco)
Dec. 29, 2008 (SJS 3 at DAL 1)

Last DAL Win:

Mar. 16, 2024 (SJS 3 vs. DAL 6)

Last DAL Overtime Win:

Mar. 5, 2024 (SJS 6 vs. DAL 7)

Last DAL Shootout Win:

Mar. 2, 2024 (SJS 2 at DAL 3)

Last DAL Shutout:

Dec. 31, 2017 (SJS 0 vs. DAL 6; Ben Bishop)

Last DAL Home Win:

Mar. 2, 2024 (SJS 2 at DAL 3 [SO])

Last DAL Road Win:

Mar. 26, 2024 (SJS 3 vs. DAL 6)

Most Goals by DAL:

10, Nov. 28, 1992 (SJS 3 at MIN 10)

Last DAL Hat Trick:

Wyatt Johnston, Mar. 5, 2024 (SJS 6 vs. DAL 7 [OT])

Last DAL Penalty Shot:

Sergei Zubov (Unsuccessful: Evgeni Nabokov)
Nov. 7, 2007 (SJS 1 vs. DAL 3)

NOTES AND HIGHLIGHTS

- On **Nov. 4, 1998**, **San Jose** recorded a franchise-low nine shots in a game, but won, 4-0.
- On **Nov. 30, 2005**, during the pre-game skate, the Sharks acquired **Joe Thornton** from Boston in exchange for Marco Sturm, Brad Stuart and Wayne Primeau.
- On **Dec. 31, 2006**, **Patrick Marleau** passed Owen Nolan for first on San Jose's all-time list for assists (246) while **Joe Thornton** scored his 200th goal in San Jose's 4-2 win.
- On **Feb. 2, 2012**, San Jose won 77-percent of its faceoffs (the fourth best by any NHL team since the lockout) and set a new franchise record for scoreless streak by an opponent(s) of 190:51 in a 5-1 victory over Dallas.
- On **Mar. 12, 2017**, **Joe Pavelski** scored two goals and while **Aaron Dell** made 29 saves as the Sharks beat the Stars 5-1. **Patrick Marleau** scored his 504th career NHL goal, passing Peter Bondra for sole possession of 42nd place and **Marc-Edouard Vlasic** played in his 800th NHL game.
- On **April 3, 2017**, **Dylan Gambrell**'s debut with the Sharks, **Logan Couture** scored a career-high 33rd goal and **Timo Meier** became just the sixth Sharks player at the age of 21 years or younger to reach the 20-goal mark.
- On **Nov. 8, 2018**, **Joe Thornton** appeared in his 1,500th NHL game to become the 19th skater in NHL history to reach the mark and became the first player selected first overall in the NHL Draft to reach 1,500 games.
- On **Dec. 7, 2018**, **Joe Thornton** skated in his 1,514th game to tie S. Yzerman for 18th on the NHL's all-time games played list.
- On **Jan. 11, 2020**, **Patrick Marleau** appeared in his 1,700th NHL game. He scored the game-winning goal to mark his 100th career GWG as a Shark and became the first player in NHL history to score in his milestone 1,700th contest.
- On **Jan. 18, 2023**, San Jose scored five consecutive goals to overcome a 0-3 deficit at home against Dallas. This marked the fourth time in team history that the Sharks overcame a three-goal deficit to win in regulation, and the first time since Feb. 1, 2011. **James Reimer** recorded his 200th NHL win.
- On **Mar. 2, 2024**, rookie netminder **Magnus Chrona** made 36 saves on 38 shots faced in regulation and overtime then turned away five of seven shootout attempts, the first time the Sharks earned a standings point in a game he played in.

DETROIT RED WINGS

SHARKS vs. RED WINGS

AFFILIATES



For the all-time record, [click here](#)
 For all-time season-by-season records, [click here](#)



Grand Rapids Griffins
(AHL)



Toledo Walleye
(ECHL)

CLICK FOR 2023-24 HEAD-TO-HEAD RESULTS

CLICK FOR DETROIT'S ALL-TIME SERIES LEADERS

FAST FACTS

Last SJS Win:

Dec. 7, 2023 (SJS 6 at DET 5 [OT])

Last SJS Overtime Win:

Dec. 7, 2023 (SJS 6 at DET 5)

Last SJS Shootout Win:

Nov. 16, 2019 (SJS 4 vs. DET 3)

Last SJS Shutout:

Oct. 21, 2013 (SJS 1 at DET 0; Antti Niemi)

Last SJS Home Win:

Jan. 11, 2022 (SJS 3 vs. DET 2 [OT])

Last SJS Road Win:

Dec. 7, 2023 (SJS 6 at DET 5 [OT])

Most Goals by SJS:

9, Jan. 4, 2007 (SJS 9 vs. DET 4)

Last SJS Hat Trick:

Patrick Marleau, Apr. 6, 2002 (SJS 6 vs. DET 3)

Last SJS Penalty Shot:

Nils Ekman (Unsuccessful: Manny Legace)

Feb. 28, 2006 (SJS 5 vs. DET 1)

Last DET Win:

Jan. 2, 2024 (SJS 3 vs. DET 5)

Last DET Overtime Win:

Jan. 24, 2023 (SJS 2 at DET 3)

Last DET Shootout Win:

Jan. 31, 2018 (SJS 1 at DET 2)

Last DET Shutout:

Dec. 31, 2019 (SJS 0 at DET 2; Jonathan Bernier)

Last DET Home Win:

Jan. 24, 2023 (SJS 2 at DET 3 [OT])

Last DET Road Win:

Jan. 2, 2024 (SJS 3 vs. DET 5)

Most Goals by DET:

11, Feb. 15, 1992 (SJS 1 at DET 11)

Last DET Hat Trick:

Mathieu Schneider, Nov. 26, 2005 (SJS 6 vs. DET 7)

Last DET Penalty Shot:

Igor Larionov (Successful: Arturs Irbe)

Nov. 22, 1995 (SJS 2 at DET 5)

NOTES AND HIGHLIGHTS

- On **Apr. 6, 2002**, in a 6-3 victory, **Patrick Marleau** recorded the Sharks first hat trick against the Red Wings (and first of his career).
- On **Feb. 11, 2004**, **Mike Ricci** played in his 1,000th NHL game.
- On **Feb. 28, 2006**, the Sharks scored a franchise record five power play goals in a 5-1 win.
- On **Jan. 4, 2007**, **Patrick Marleau** became the team's all-time scoring leader, surpassing Owen Nolan's 451 points, with a four-point game (one goal and three assists).
- On **Nov. 5, 2009**, rookie **Logan Couture** scored his first NHL goal in a 2-1 shootout loss.
- On **Nov. 30, 2010**, **Joe Thornton** recorded his 500th point in a Sharks uniform (assist) in a 5-3 loss.
- On **Mar. 28, 2013**, **Antti Niemi** set a franchise record by becoming the first goaltender to record shutouts on consecutive days (3/27 vs. Anaheim), and both teams combined for one penalty and two PIM's to set a franchise record for fewest combined penalties and penalty minutes in a home game. The Sharks were held without a power play opportunity for only the fourth time in franchise history.
- On **Mar 12, 2018**, San Jose had 11 different players register a point including **Eric Fehr's** first goal as a San Jose Shark. **Timo Meier** scored the game-winning goal on the power play and added an assist while **Joe Pavelski**, **Dylan DeMelo** and **Chris Tierney** also registered two points.
- On **Mar. 25, 2019**, **Timo Meier** tied the single-season record for points by a Swiss-born player (62).
- On **Dec 7, 2023**, the Sharks erased a four-goal, second-period deficit en route to a victory for the second time in franchise history, first time ever in the regular season. **Mikael Granlund** reached 500 career NHL points after tallying a pair of assists and the game-winning, overtime goal.

EDMONTON OILERS



SHARKS vs. OILERS

For the all-time record, [click here](#)
 For all-time season-by-season records, [click here](#)

AFFILIATES



Bakersfield Condors
(AHL)



Fort Wayne Komets
(ECHL)

[CLICK FOR 2023-24 HEAD-TO-HEAD RESULTS](#)
[CLICK FOR EDMONTON'S ALL-TIME SERIES LEADERS](#)

FAST FACTS

Last SJS Win:

Nov. 9, 2023 (SJS 3 vs. EDM 2)

Last SJS Overtime Win:

Mar. 14, 2018 (SJS 4 at EDM 3)

Last SJS Shootout Win:

Jan. 14, 2016 (SJS 2 vs. EDM 1)

Last SJS Shutout:

Mar. 8, 2016 (SJS 3 at EDM 0; James Reimer)

Last SJS Home Win:

Nov. 9, 2023 (SJS 3 vs. EDM 2)

Last SJS Road Win:

Feb. 6, 2020 (SJS 6 at EDM 3)

Most Goals by SJS:

7, 2 times, MR: Jan. 8, 2019 (SJS 7 vs. EDM 2)

Last SJS Hat Trick:

Mikkel Boedker, Jan. 10, 2017 (SJS 5 at EDM 3)

Last SJS Penalty Shot:

Evander Kane (Unsuccessful: Mike Smith)

Nov. 12, 2019 (SJS 6 vs. EDM 3)

Last EDM Win:

Apr. 15, 2024 (SJS 2 at EDM 9)

Last EDM Overtime Win:

Mar. 20, 2023 (SJS 4 at EDM 5)

Last EDM Shootout Win:

Feb. 2, 2015 (SJS 1 vs. EDM 2)

Last EDM Shutout:

Dec. 28, 2023 (SJS 0 vs. EDM 5; Stuart Skinner)

Last EDM Home Win:

Apr. 15, 2024 (SJS 2 at EDM 9)

Last EDM Road Win:

Apr. 8, 2023 (SJS 1 vs. EDM 6)

Most Goals by EDM:

9, 2 times, MR: Apr. 15, 2024 (SJS 2 at EDM 9)

Last EDM Hat Trick:

Milan Lucic, Apr. 6, 2017 (SJS 2 vs. EDM 4)

Last EDM Penalty Shot:

Mike Comrie (Unsuccessful: Vesa Toskala)

Apr. 3, 2003 (SJS 3 at EDM 3 [OT])

NOTES AND HIGHLIGHTS

- On **Feb. 12, 2002**, the Sharks played their first penalty-free game in team history.
- On **Jan. 22, 2013**, the Sharks scored six goals in the first period, setting franchise records for fastest six goals to start a game (19:20), most goals for in a single period on the road (6), most goals allowed by an opposing goaltender in a period (Devyn Dubnyk), and tying the franchise mark for most power play goals in a period (3).
- On **Mar. 20, 2013**, **Marc-Edouard Vlasic** played in his 500th NHL game, becoming the 74th player to achieve that mark at or before the age of 25, in the Sharks 4-3 shootout victory.
- On **Jan. 29, 2014**, the Sharks fired 59 shots on net to set a franchise record for most shots in a single game, but Oilers goaltender Ben Scrivens stopped them all to register a shutout in a 3-0 victory over San Jose. The Sharks also set a new franchise mark for shot differential (59 shots for, 27 shots against, +32 shot differential) in the loss.
- On **Jan. 10, 2017**, **Mikkel Boedker** scored a hat-trick and **Logan Couture's** goal gave him 350 career points as a Shark, which tied him with Jeff Friesen for 5th all-time in Sharks history.
- On **Nov. 20, 2018**, **Joe Thornton** registered his 1,033rd career NHL assist to tie Mario Lemieux for 11th on the all-time assists list.
- On **Dec. 29, 2018**, **Erik Karlsson** became just the sixth defenseman in franchise history to record four points in a game. In the same contest, **Joe Thornton** tied Brendan Shanahan (1,524) for 17th on the NHL's all-time games played list.
- On **Jan. 8, 2019**, **Erik Karlsson** registered his third-straight multi assist game, including back-to-back three assist games, for assists in his previous 14 appearances. He became the 5th different defenseman to do so in NHL history.
- On **Feb. 9, 2019**, **Joe Thornton** tied Shane Doan and Johnny Bucyk (1,540) for 15th on the NHL's all-time games played list and tied Gordie Howe (1,049) for ninth on the NHL's all-time assist.
- On **Apr. 4, 2019**, **Brent Burns** reached the 80-point mark for the first time in his career, being the sixth Shark to earn 80 points in a season. He was also just the third defenseman to do so since 2005-06.
- On **Nov. 9, 2023**, the Sharks blocked 35 shots in the game, the most in the team's history.
- On **Apr. 15, 2024**, **Mikael Granlund** tied San Jose's franchise record for longest point streak by a forward, matching his own career-long with a point in his 12th consecutive game. It's the third time a San Jose forward has reached 12 games.

FLORIDA PANTHERS



SHARKS vs. PANTHERS

For the all-time record, [click here](#)
 For all-time season-by-season records, [click here](#)

AFFILIATES



Charlotte Checkers
(AHL)



Savannah Ghost Pirates
(ECHL)

[CLICK FOR 2023-24 HEAD-TO-HEAD RESULTS](#)

[CLICK FOR FLORIDA'S ALL-TIME SERIES LEADERS](#)

FAST FACTS

Last SJS Win:

Dec. 1, 2017 (SJS 2 at FLA 1)

Last SJS Overtime Win:

None

Last SJS Shootout Win:

Feb. 18, 2016 (SJS 2 at FLA 1)

Last SJS Shutout:

Jan. 16, 2014 (SJS 3 at FLA 0; Alex Stalock)

Last SJS Home Win:

Nov. 5, 2015 (SJS 5 vs. FLA 2)

Last SJS Road Win:

Dec. 1, 2017 (SJS 2 at FLA 1)

Most Goals by SJS:

7, Nov. 16, 2002 (SJS 7 at FLA 3)

Last SJS Hat Trick:

Alyn McCauley, Nov. 1, 2003 (SJS 6 at FLA 2)

Last SJS Penalty Shot:

Joe Pavelski (Unsuccessful: Roberto Luongo)

Feb. 15, 2017 (SJS 5 vs. FLA 6)

Last FLA Win:

Nov. 14, 2023 (SJS 3 vs. FLA 5)

Last FLA Overtime Win:

Mar. 15, 2022 (SJS 2 vs. FLA 3)

Last FLA Shootout Win:

Nov. 3, 2022 (SJS 3 vs. FLA 4)

Last FLA Shutout:

Nov. 16, 2017 (SJS 0 vs. FLA 2; Roberto Luongo)

Last FLA Home Win:

Oct. 24, 2023 (SJS 1 at FLA 3)

Last FLA Road Win:

Nov. 14, 2023 (SJS 3 vs. FLA 5)

Most Goals by FLA:

6, 2 times, MR: Jan. 21, 2019 (SJS 2 vs. FLA 6)

Last FLA Hat Trick:

None

Last FLA Penalty Shot:

None

NOTES AND HIGHLIGHTS

- On **Mar. 7, 2001**, **Scott Thornton** posted his first career hat trick against Florida in a 3-3 tie.
- On **Nov. 1, 2003**, **Alyn McCauley** posted his first career hat trick (and first career multi-goal game) in a 6-2 win.
- On **Dec. 8, 2005**, the Sharks scored five or more goals in four consecutive games for the first time in franchise history in defeating the Panthers 6-2. On the same day, **Patrick Marleau** set two franchise records: most points in a four-game span (12) and four consecutive three-point games.
- On **Mar 18, 2014**, the Sharks set a franchise record for most shots in a period with 29 in the 3rd.
- On **Jan. 16, 2014**, **Alex Stalock** made 24 saves to secure his first career shutout and lead the Sharks to a 3-0 victory.
- On **Nov. 5, 2015**, **Joe Thornton** passed Jean Ratelle for 35th place on the NHL all-time points list and 11 different Sharks recorded a point in a 5-2 victory.
- On **Feb. 15, 2017**, **Joe Pavelski** exploded for 4 points (2g, 2a), but a pair of goals from both Nick Bjugstad and Aleksander Barkov helped Florida defeat the Sharks 6-5 in overtime. **Brent Burns** registered his 300th point as a Shark with a first period goal. **Patrick Marleau** played in his 600th consecutive NHL game.
- On **Dec. 1, 2017**, **Joe Pavelski** scored the 300th goal of his career to join Patrick Marleau for San Jose Sharks players with 300 or more goals.
- On **Feb. 17, 2020**, **Timo Meier** scored one goal to reach the 20-goal mark for the third consecutive season.
- On **Nov. 14, 2023**, **Tomáš Hertl** tied Owen Nolan for fifth on the Sharks' all-time goals list (206) with a third-period score.

LOS ANGELES KINGS



SHARKS vs. KINGS

For the all-time record, [click here](#)
 For all-time season-by-season records, [click here](#)

AFFILIATES



Ontario Reign
(AHL)



Greenville Swamp Rabbits
(ECHL)

[CLICK FOR 2023-24 HEAD-TO-HEAD RESULTS](#)
[CLICK FOR LOS ANGELES'S ALL-TIME SERIES LEADERS](#)

FAST FACTS

Last SJS Win:

Jan. 22, 2024 (SJS 4 at LAK [SO])

Last SJS Overtime Win:

Mar. 10, 2022 (SJS 4 at LAK 3)

Last SJS Shootout Win:

Jan. 22, 2024 (SJS 4 at LAK)

Last SJS Shutout:

Mar. 12, 2022 (SJS 5 vs. LAK 0; Adin Hill)

Last SJS Home Win:

Mar. 12, 2022 (SJS 5 vs. LAK 0)

Last SJS Road Win:

Jan. 22, 2024 (SJS 4 at LAK [SO])

Most Goals by SJS:

7, 4 times, MR: Nov. 9, 2006 (SJS 7 at LAK 3)

Last SJS Hat Trick:

Timo Meier, Jan. 17, 2022 (SJS 6 vs. LAK 2)

Last SJS Penalty Shot:

Tommy Wingels (Unsuccessful: Jonathan Bernier)

Mar. 16, 2013 (SJS 2 at LAK 5)

Last LAK Win:

Apr. 4, 2024 (SJS 1 vs. LAK 2)

Last LAK Overtime Win:

Dec. 27, 2019 (SJS 2 vs. LAK 3)

Last LAK Shootout Win:

Dec. 17, 2022 (SJS 2 at LAK 3)

Last LAK Shutout:

Mar. 17, 2022 (SJS 0 at LAK 3; Cal Petersen)

Last LAK Home Win:

Dec. 27, 2023 (SJS 1 at LAK 5)

Last LAK Road Win:

Apr. 4, 2024 (SJS 1 vs. LAK 2)

Most Goals by LAK:

11, Nov. 8, 1992 (SJS 4 vs. LAK 11)

Last LAK Hat Trick:

Mike Donnelly, Jari Kurri & Luc Robitaille, Nov. 8, 1992 (SJS 4 vs. LAK 11)

Last LAK Penalty Shot:

Ladislav Nagy (Unsuccessful: Evgeni Nabokov)

Nov. 24, 2007 (SJS 1 vs. LAK 2)

NOTES AND HIGHLIGHTS

• On **Nov. 22, 2006**, **Joe Pavelski**, who was called up from Worcester earlier in the day, scored his first NHL goal in his first NHL game. The same night, rookie defenseman **Marc-Edouard Vlasic** scored his first NHL goal and recorded his first multi-point game (1g, 1a).

• On **Dec. 12, 2006**, **Patrick Marleau** set a Sharks franchise record for most games played in a 3-1 win. Marleau skated in his 672nd game, passing Mike Rathje on the all-time games played list.

• On **Jan. 11, 2007**, **Patrick Marleau** became the all-time leading goal scorer in Sharks history as the Sharks defeated the Kings, 5-2.

• On **April 1, 2007**, **Joe Thornton** set a franchise record for assists in a period with four and tied a franchise record for most assists in a game (four).

• On **April 4, 2011**, the Sharks clinched the Pacific Division for the fourth consecutive season and sixth time as **Joe Thornton** recorded a goal and an assist (career points No. 998 and 999). His 20th goal of the season gave him 11 consecutive seasons of 20 goals or more, the second longest active streak in the NHL next to Calgary's Jarome Iginla (12).

• On **Feb. 21, 2015**, the Sharks and Kings played in the third largest outdoor game in NHL history and first-ever outdoor game in Northern California, where Los Angeles would prevail 2-1. The game was played at Levi's Stadium, home of the San Francisco 49ers.

• On **Oct. 5, 2018**, **Joe Thornton** tied Phil Housley (1,495) for 20th on the NHL's all-time games played list, and **Brenden Dillon** appeared in his 300th career game as a Shark.

• On **Jan. 7, 2019**, **Erik Karlsson** registered his second-straight multi assist game, giving him assists in his previous 13 appearances. He became the sixth different defenseman to do so in NHL history.

• On **Nov. 29, 2019**, **Patrick Marleau** scored his 557th career goal to pass Johnny Bucyk for 27th on the NHL's all-time goals list.

• On **Mar. 24, 2021**, **Martin Jones** stopped 42 saves in his second straight game, both against Los Angeles. He became the first Sharks goaltender since Arturs Irbe in 1993 to stop at least 40 shots in consecutive games played. Jones helped the Sharks win both games, 2-1 and 4-2.

• On **Jan. 17, 2022**, **Timo Meier** set a franchise record with five goals in a 6-2 win over Los Angeles. It was the first five-goal game in the NHL since Mika Zibanejad scored five for NYR against WSH on Mar. 5, 2020 and the eighth time in Sharks history that a skater recorded five or more points in a game.

• On **Jan. 22, 2024**, **Logan Couture** recorded the game-deciding goal in the shootout, the 14th of his career – second most in Sharks history.

MINNESOTA WILD



SHARKS vs. WILD

For the all-time record, [click here](#)
 For all-time season-by-season records, [click here](#)

AFFILIATES



Iowa Wild
(AHL)



Iowa Heartlanders
(ECHL)

[CLICK FOR 2023-24 HEAD-TO-HEAD RESULTS](#)
[CLICK FOR MINNESOTA'S ALL-TIME SERIES LEADERS](#)

FAST FACTS

Last SJS Win:

Dec. 22, 2022 (SJS 5 vs. MIN 2)

Last SJS Overtime Win:

Jan. 6, 2015 (SJS 4 at MIN 3)

Last SJS Shootout Win:

Nov. 13, 2022 (SJS 3 at MIN 2)

Last SJS Shutout:

Feb. 15, 2020 (SJS 2 at MIN 0; Martin Jones)

Last SJS Home Win:

Dec. 22, 2022 (SJS 5 vs. MIN 2)

Last SJS Road Win:

Nov. 13, 2022 (SJS 3 at MIN 2 [SO])

Most Goals by SJS:

6, 2 times, MR: Nov. 7, 2019 (SJS 6 vs. MIN 5)

Last SJS Hat Trick:

None

Last SJS Penalty Shot:

Logan Couture (Successful: Devan Dubnyk)

Mar. 11, 2019 (SJS 3 vs. MIN 0)

Last MIN Win:

Apr. 13, 2024 (SJS 2 vs. MIN 6)

Last MIN Overtime Win:

Apr. 17, 2022 (SJS 4 at MIN 5)

Last MIN Shootout Win:

Oct. 30, 2014 (SJS 3 at MIN 4)

Last MIN Shutout:

Dec. 12, 2015 (SJS 0 vs. MIN 2; Darcy Kuemper)

Last MIN Home Win:

Mar. 28, 2024 (SJS 1 at MIN 3)

Last MIN Road Win:

Apr. 13, 2024 (SJS 2 vs. MIN 6)

Most Goals by MIN:

6, 5 times, MR: Apr. 13, 2024 (SJS 2 vs. MIN 6)

Last MIN Hat Trick:

Kirill Kaprizov, Mar. 3, 2024 (SJS 3 at MIN 4)

Last MIN Penalty Shot:

James Sheppard (Unsuccessful: Evgeni Nabokov)

Apr. 2, 2010 (SJS 3 at MIN 2)

NOTES AND HIGHLIGHTS

- On **Jan. 10, 2012**, **Patrick Marleau** recorded his 800th NHL point, assisting on **Dan Boyle's** goal, in a 5-4 SO loss to the Wild.
- On **Jan. 25, 2014**, **Joe Thornton** scored twice, including the overtime, game-winning goal, while **Patrick Marleau** scored as well to help push the Sharks' win streak to six games. Thornton and Marleau provided the Sharks offense just one day after each signing three-year contract extensions.
- On **Oct. 30, 2014**, **Mirco Mueller** scored his first career NHL goal in a 4-3 loss in Minnesota.
- On **Apr. 5, 2016**, **Patrick Marleau** (2g, 0a) and **Logan Couture** (1g, 1a) each tallied two points as **James Reimer** made 29 saves in a 3-0 shutout of the Wild. The win set a Sharks franchise record for most road wins in a single season (28).
- On **Jan. 5, 2017**, **Patrick Marleau**, **Joel Ward**, and **Brent Burns** each had two points, but the Wild rallied twice after trailing by two and the Sharks fell 5-4. Marleau scored his 492nd goal, taking sole possession of 46th place all-time from Jean Ratelle.
- On **Nov. 6, 2018**, **Joe Thornton** appeared in his 1,499th NHL game to tie Mike Modano for 19th on the NHL's all-time games played list and scored one goal for 399 career NHL goals. In the same contest, **Brent Burns** recorded his 400th point as a member of the Sharks.
- On **Feb. 15, 2020**, the Sharks shut out the Minnesota Wild for the third consecutive game on the road. **Martin Jones** made a career-high 39 saves while recording the shutout. It was the 11th time in NHL history a team shutout an opponent on the road in at least three consecutive road contests.
- On **Apr. 17, 2021**, **Patrick Marleau** tied Gordie Howe for first on the NHL's all-time games played list, appearing in his 1,767th career game.
- On **Mar. 11, 2023**, **Erik Karlsson** recorded an assist against Minnesota to set a franchise record for single season points by a defenseman with 84. **Tomáš Hertl** scored his 200th career NHL goal and Assistant Equipment Manager **Vinny Ferraiuolo** worked his 2,000th professional hockey game.
- On **Apr. 13, 2024**, **Mikael Granlund** became the first Sharks forward since 2005-06 (J. Cheechoo; 12 games) to post points in 11 consecutive games.

MONTREAL CANADIENS



SHARKS vs. CANADIENS

For the all-time record, [click here](#)
For all-time season-by-season records, [click here](#)

AFFILIATES



Laval Rocket
(AHL)



Trois-Rivières Lions
(ECHL)

[CLICK FOR 2023-24 HEAD-TO-HEAD RESULTS](#)

[CLICK FOR MONTREAL'S ALL-TIME SERIES LEADERS](#)

FAST FACTS

Last SJS Win:

Jan. 11, 2024 (SJS 3 at MTL 2)

Last SJS Overtime Win:

Mar. 6, 2003 (SJS 4 vs. MTL 3)

Last SJS Shootout Win:

Dec. 1, 2011 (SJS 4 vs. MTL 3)

Last SJS Shutout:

Nov. 29, 2022 (SJS 4 at MTL 0; Kaapo Kahkonen)

Last SJS Home Win:

Mar. 7, 2019 (SJS 5 vs. MTL 2)

Last SJS Road Win:

Jan. 11, 2024 (SJS 3 at MTL 2)

Most Goals by SJS:

7, Feb. 26, 1996 (SJS 7 vs. MTL 4)

Last SJS Hat Trick:

None

Last SJS Penalty Shot:

Dan Boyle (Unsuccessful: Carey Price)

Mar. 4, 2010 (SJS 3 vs. MTL 2)

Last MTL Win:

Nov. 24, 2023 (SJS 2 vs. MTL 3 [SO])

Last MTL Overtime Win:

Nov. 23, 1999 (SJS 2 vs. MTL 3)

Last MTL Shootout Win:

Nov. 24, 2023 (SJS 2 vs. MTL 3)

Last MTL Shutout:

Oct. 28, 2021 (SJS 0 vs. MTL 4; Jake Allen)

Last MTL Home Win:

Mar. 21, 2015 (SJS 0 at MTL 2)

Last MTL Road Win:

Nov. 24, 2023 (SJS 2 vs. MTL 3 [SO])

Most Goals by MTL:

8, Oct. 21, 1992 (SJS 4 at MTL 8)

Last MTL Hat Trick:

Stephane Lebeau, Feb. 12, 1992 (SJS 1 at MTL 6)

Last MTL Penalty Shot:

None

NOTES AND HIGHLIGHTS

- On **Jan. 14, 2006**, the Sharks lost a 6-2 decision to the Canadiens, the only Eastern Conference opponent to defeat the Sharks in 2005-06.
- On **Mar. 8, 2014**, **Antti Niemi** became the first goaltender since Martin Biron (2001-02) to shut out the Canadiens twice in one season.
- On **Mar. 2, 2015**, the Sharks shutout the Canadiens for the third consecutive game in a row dating back to the 2013-14 season, winning 4-0.
- On **Feb. 29, 2016**, **Joe Thornton**, **Brent Burns** (recorded his 400th NHL point) and **Joe Pavelski** all had three-point nights in a 6-2 thumping of the Canadiens.
- On **Dec. 2, 2016**, **Martin Jones** out-dueled Carey Price as the Sharks defeated the Canadiens for the 10th straight time at SAP Center by a 2-1 final score.
- On **Dec. 16, 2016**, **Timo Meier** scored his first career NHL goal on his first shot as the Sharks chased Carey Price out of the net in the first period on the way to a 4-2 victory. **David Schlemko** and **Joonas Donskoi** each had two points in the game.
- On **Oct. 17, 2017**, the Sharks recorded their 11th straight home win against Montreal, **Tim Heed** registered his first career NHL point (assist) and **Logan Couture** recorded his 3rd career four-point game (2g, 2a). **Joe Thornton** registered two points (1g, 1a) to tie Luc Robitaille for 21st place on the NHL all-time points list (1,394).
- On **Jan. 3, 2018**, San Jose started 2018 with a 4-1 victory over Montreal for their 6th straight win against them. **Timo Meier** had his first NHL career two-goal-game and **Aaron Dell** stopped 30 of 31 shots faced.
- On **Oct. 24, 2019**, **Brent Burns** appeared in his 600th game as a Shark.
- On **Nov. 24, 2023**, **Tomáš Hertl** tied Owen Nolan for sixth on the franchise's all-time multi-point games list (109).
- The Sharks have won eight consecutive games in Montreal after a 3-2 win on Jan. 11, 2024. **Nikita Okhotiuk** scored his first career NHL goal which stood as the game-winning goal.

NASHVILLE PREDATORS



SHARKS vs. PREDATORS

For the all-time record, [click here](#)
 For all-time season-by-season records, [click here](#)

AFFILIATES



Milwaukee Admirals
(AHL)



Atlanta Gladiators
(ECHL)

[CLICK FOR 2023-24 HEAD-TO-HEAD RESULTS](#)

[CLICK FOR NASHVILLE'S ALL-TIME SERIES LEADERS](#)

FAST FACTS

Last SJS Win:

Nov. 9, 2019 (SJS 2 vs. NSH 1 [SO])

Last SJS Overtime Win:

Mar. 8, 2011 (SJS 3 vs. NSH 2)

Last SJS Shootout Win:

Nov. 9, 2019 (SJS 2 vs. NSH 1)

Last SJS Shutout:

Mar. 12, 2015 (SJS 2 vs. NSH 0; Antti Niemi)

Last SJS Home Win:

Nov. 9, 2019 (SJS 2 vs. NSH 1 [SO])

Last SJS Road Win:

Oct. 23, 2018 (SJS 5 at NSH 4)

Most Goals by SJS:

8, Mar. 11, 2010 (SJS 8 vs. NSH 5)

Last SJS Hat Trick:

Jonathan Cheechoo, Feb. 9, 2008 (SJS 4 vs. NSH 3)

Last SJS Penalty Shot:

Barclay Goodrow (Unsuccessful: Juuse Saros)

Dec. 10, 2019 (SJS 1 at NSH 3)

Last NSH Win:

Mar. 19, 2024 (SJS 2 at NSH 8)

Last NSH Overtime Win:

Apr. 12, 2022 (SJS 0 at NSH 1)

Last NSH Shootout Win:

Feb. 2, 2013 (SJS 1 vs. NSH 2)

Last NSH Shutout:

Apr. 12, 2022 (SJS 0 at NSH 1 [OT]; Juuse Saros)

Last NSH Home Win:

Mar. 19, 2024 (SJS 2 at NSH 8)

Last NSH Road Win:

Feb. 24, 2024 (SJS 2 vs. NSH 4)

Most Goals by NSH:

8, 2 times, MR: Mar. 19, 2024 (SJS 2 at NSH 8)

Last NSH Hat Trick:

Steve Sullivan, Feb. 18, 2004 (SJS 3 at NSH 7)

Last NSH Penalty Shot:

Colton Sissons (Unsuccessful: Aaron Dell)

Feb. 22, 2018 (SJS 1 at NSH 7)

NOTES AND HIGHLIGHTS

- On **Nov. 10, 1998**, **Mike Rathje** scored the first Sharks goal in team history against Nashville.
- On **Oct. 24, 2002**, **Jonathan Cheechoo** scored his first NHL goal – the game-winner – in a 2-1 victory.
- On **Feb. 9, 2008**, **Ron Wilson** coached his 500th victory of his career and **Jeremy Roenick** played in his 1,300th NHL game.
- On **Mar. 11, 2010**, the Sharks tied a franchise record by scoring six goals in the third period in an 8-5 win. **Joe Pavelski** tied a franchise record with four points in the third period.
- On **Mar. 8, 2011**, **Patrick Marleau** became the first Shark to record three, overtime-winning goals in the same season with his game-winner in a 3-2 decision.
- On **Mar. 2, 2013**, **Joe Thornton** scored his 1,100th career point, assisting on power play goals by **Dan Boyle** and **Joe Pavelski**, in a 2-1 regulation victory.
- On **Nov. 30, 2017**, San Jose won its third game in a row as **Joakim Ryan** recorded his first career NHL point on an assist and set a franchise record for blocked shots with nine. **Joe Thornton** recorded an assist for his 1,400th career NHL point and the Sharks drew a season-high 12 penalties for 35 penalty minutes.
- On **Nov. 13, 2018**, **Joe Thornton** scored the game-winning goal for his 400th career NHL goal and became the seventh player in NHL history to achieve 1,500 games, 400 goals and 1,000 assists. In the same contest, **Erik Karlsson** earned his 400th career NHL assist to become the 13th fastest defenseman to reach the milestone (646 GP).
- On **Mar. 16, 2019**, **Timo Meier** recorded his 60th point (goal) of the season to become just the third Swiss-born player in NHL history to record 60 points in a single season.
- On **Oct. 7-8, 2022**, the Sharks played Nashville in the NHL's 2022 Global Series, marking the first time the team made an appearance in Czechia. **Tomáš Hertl** scored the first goal for San Jose in the opening game of the season.
- On **Oct. 21, 2023**, **Ty Emberson** made his NHL debut and logged two shots and two hits in 13:10 time on ice.

NEW JERSEY DEVILS



SHARKS vs. DEVILS

For the all-time record, [click here](#)
 For all-time season-by-season records, [click here](#)

AFFILIATES



Utica Comets
(AHL)



Adirondack Thunder
(ECHL)

[CLICK FOR 2023-24 HEAD-TO-HEAD RESULTS](#)
[CLICK FOR NEW JERSEY'S ALL-TIME SERIES LEADERS](#)

FAST FACTS

Last SJS Win:

Dec. 1, 2023 (SJS 6 at NJD 3)

Last SJS Overtime Win:

Feb. 27, 2020 (SJS 3 vs. NJD 2)

Last SJS Shootout Win:

Oct. 16, 2015 (SJS 2 at NJD 1)

Last SJS Shutout:

Oct. 20, 2017 (SJS 3 at NJD 0; Martin Jones)

Last SJS Home Win:

Feb. 27, 2020 (SJS 3 vs. NJD 2 [OT])

Last SJS Road Win:

Dec. 1, 2023 (SJS 6 at NJD 3)

Most Goals by SJS:

6, 2 times, MR: Dec. 1, 2023 (SJS 6 at NJD 3)

Last SJS Hat Trick:

Joe Thornton, Oct. 27, 2010 (SJS 5 vs. NJD 2)

Last SJS Penalty Shot:

Patrick Marleau (Unsuccessful: Cory Schneider)

Oct. 16, 2015 (SJS 2 at NJD 1 [SO])

Last NJD Win:

Feb. 27, 2024 (SJS 2 vs. NJD 7)

Last NJD Overtime Win:

Nov. 5, 2003 (SJS 2 at NJD 3)

Last NJD Shootout Win:

Jan. 16, 2023 (SJS 3 vs. NJD 4)

Last NJD Shutout:

Mar. 10, 2016 (SJS 0 vs. NJD 3; Keith Kinkaid)

Last NJD Home Win:

Oct. 22, 2022 (SJS 1 at NJD 2)

Last NJD Road Win:

Feb. 27, 2024 (SJS 2 vs. NJD 7)

Most Goals by NJD:

9, Oct. 26, 1991 (SJS 0 at NJD 9)

Last NJD Hat Trick:

Patrick Elias, Oct. 18, 2001 (SJS 1 at NJD 6)

Last NJD Penalty Shot:

Zach Parise (Successful: Antti Niemi)

Oct. 21, 2011 (SJS 4 at NJD 3 [SO])

NOTES AND HIGHLIGHTS

- On **Nov. 25, 2006**, the Sharks shut out the Devils for the first time in 23 meetings and got goals from **Joe Thornton** and **Mike Grier**. **Evgeni Nabokov** had 24 saves for the shutout.
- On **Oct. 27, 2010**, **Joe Thornton** had a hat trick and a career-high five points in a 5-2 Sharks win.
- On **Oct. 21, 2011**, **Joe Thornton** recorded a goal and an assist in his 1,000th career NHL game in the Sharks 4-3 shootout win.
- On **Jan. 19, 2015**, **Joe Thornton** tied Niklas Lidstrom for 21st place on the NHL's All-Time Assist List and surpassed Norm Ullman to take sole possession of 38th place on the NHL's All-Time Points List.
- On **Nov. 21, 2016**, it was a night of milestones as **Joe Thornton** scored his 900th point as a Shark and his 1354th point overall, tying him for 25th place all-time. **Patrick Marleau** scored his 486th career goal to take 48th place all-time. **Martin Jones** recorded his 15th career shutout in a 4-0 win, and **Danny O'Regan** made his NHL debut.
- On **Oct. 20, 2017**, **Martin Jones** led the Sharks to a 3-0 victory in his first shutout of the season and **Joe Thornton** registered an assist for the 1395th point of his career, passing Luc Robitaille for sole possession of 21st place all-time
- On **Mar. 20, 2018**, **Logan Couture** reached the 30-goal mark for the 3rd time in his NHL career.

NEW YORK ISLANDERS



SHARKS vs. ISLANDERS

For the all-time record, [click here](#)
For all-time season-by-season records, [click here](#)

AFFILIATES



Bridgeport Islanders
(AHL)



Worcester Railers
(ECHL)

[CLICK FOR 2023-24 HEAD-TO-HEAD RESULTS](#)
[CLICK FOR NEW YORK'S ALL-TIME SERIES LEADERS](#)

FAST FACTS

Last SJS Win:

Dec. 5, 2023 (SJS 5 at NYI 4 [OT])

Last SJS Overtime Win:

Dec. 5, 2023 (SJS 5 at NYI 4)

Last SJS Shootout Win:

Feb. 24, 2022 (SJS 4 vs. NYI 3)

Last SJS Shutout:

Oct. 7, 2006 (SJS 2 vs. NYI 0; Evgeni Nabokov)

Last SJS Home Win:

Feb. 24, 2022 (SJS 4 vs. NYI 3 [SO])

Last SJS Road Win:

Dec. 5, 2023 (SJS 5 at NYI 4 [OT])

Most Goals by SJS:

5, 3 times, MR: Jan. 3, 2009 (SJS 5 vs. NYI 3)

Last SJS Hat Trick:

Tomáš Hertl, Dec. 5, 2023 (SJS 5 at NYI 4 [OT])

Last SJS Penalty Shot:

Joe Thornton (Unsuccessful: Thomas Greiss)

Nov. 25, 2016 (SJS 3 vs. NYI 2)

Last NYI Win:

Mar. 7, 2024 (SJS 2 vs. NYI 7)

Last NYI Overtime Win:

Jan. 29, 2000 (SJS 2 vs. NYI 3)

Last NYI Shootout Win:

Oct. 16, 2014 (SJS 3 at NYI 4 [SO])

Last NYI Shutout:

Oct. 8, 2018 (SJS 0 at NYI 4; Robin Lehner)

Last NYI Home Win:

Oct. 18, 2022 (SJS 2 at NYI 5)

Last NYI Road Win:

Mar. 7, 2024 (SJS 2 vs. NYI 7)

Most Goals by NYI:

8, Oct. 29, 1991 (SJS 4 at NYI 8)

Last NYI Hat Trick:

Zigmund Palffy, Oct. 16, 1997 (SJS 2 vs. NYI 5)

Last NYI Penalty Shot:

Mikhail Grabovski (Unsuccessful: Alex Stalock)

Oct. 17, 2015 (SJS 3 at NYI 6)

NOTES AND HIGHLIGHTS

- On **Oct. 17, 2009**, **Evgeni Nabokov** appeared in his 500th career game and earned the win, stopping 31 shots. **Ryan Vesce** scored his first NHL goal which proved to be the game winner.
- On **Mar 14, 2014**, the Sharks avoided taking any penalties in a 4-3 win over the Islanders.
- On **Oct. 17, 2015**, **Nikolay Goldobin** scored his first NHL goal and **Dylan DeMelo** made his NHL debut in a 6-3 loss.
- On **Oct. 18, 2016**, **Aaron Dell** earned his first NHL win in his first NHL start in a 3-2 game. **Joel Ward** played in his 600th NHL game.
- On **Nov. 25, 2016**, **Patrick Marleau** scored with 23 seconds remaining to give the Sharks the 3-2 win. The goal was his 94th career game winner, tying him with Steve Yzerman for 9th all-time.
- On **Nov. 23, 2019**, **Logan Couture** scored the overtime game-winning goal for the second straight game. He became the first player in franchise history to score the OTG in consecutive team games.
- On **Dec. 2, 2021**, the Sharks took the win in their first-ever game at UBS Arena, 2-1 in overtime.
- On **Dec. 5, 2023**, the Sharks overcame a three-goal, third-period deficit to earn a win for the third time in team history, counting regular season and postseason games. **Tomáš Hertl** led the way with his sixth career hat trick.
- On **Mar. 7, 2024**, the Sharks played in their 2,500th NHL game in franchise history. San Jose owned an all-time record of 1,139-1,041-121-199 after the contest.



Jan Rutta

NEW YORK RANGERS



SHARKS vs. RANGERS

For the all-time record, [click here](#)
For all-time season-by-season records, [click here](#)

AFFILIATES



Harford Wolfpack
(AHL)



Bloomington Bison
(ECHL)

[CLICK FOR 2023-24 HEAD-TO-HEAD RESULTS](#)

[CLICK FOR NEW YORK'S ALL-TIME SERIES LEADERS](#)

FAST FACTS

Last SJS Win:
Jan. 23, 2024 (SJS 3 vs. NYR 2 [OT])
Last SJS Overtime Win:
Jan. 23, 2024 (SJS 3 at NYR 2)
Last SJS Shootout Win:
None
Last SJS Shutout:
Mar. 16, 2014 (SJS 1 at NYR 0; Antti Niemi)
Last SJS Home Win:
Jan. 23, 2024 (SJS 3 vs. NYR 2 [OT])
Last SJS Road Win:
Oct. 20, 2022 (SJS 3 at NYR 2 [OT])
Most Goals by SJS:
9, Oct. 8, 2013 (SJS 9 vs. NYR 2)
Last SJS Hat Trick:
Tomáš Hertl, Oct. 8, 2013 (SJS 9 vs. NYR 2)
Last SJS Penalty Shot:
Patrick Marleau (Successful: Dan Blackburn)
Nov. 11, 2002 (SJS 4 vs. NYR 5)

Last NYR Win:
Dec. 3, 2023 (SJS 5 at NYR 6)
Last NYR Overtime Win:
Oct. 11, 2018 (SJS 2 at NYR 3)
Last NYR Shootout Win:
Oct. 30, 2018 (SJS 3 vs. NYR 4)
Last NYR Shutout:
Jan. 13, 2022 (SJS 0 vs. NYR 3; Igor Shesterkin)
Last NYR Home Win:
Dec. 3, 2023 (SJS 5 at NYR 6)
Last NYR Road Win:
Nov. 19, 2022 (SJS 1 vs. NYR 2)
Most Goals by NYR:
8, 2 times, MR: Jan. 25, 1994 (SJS 3 vs. NYR 8)
Last NYR Hat Trick:
Artemi Panarin, Dec. 12, 2019 (SJS 3 vs. NYR 6)
Last NYR Penalty Shot:
Julien Gauthier (Unsuccessful: Aaron Dell)
Feb. 22, 2020 (SJS 2 at NYR 3)

NOTES AND HIGHLIGHTS

- On **Feb. 17, 2008**, **Joe Thornton** recorded his 500th assist of his career.
- On **Oct. 8, 2013**, buoyed by a four-goal performance by rookie forward **Tomáš Hertl**, the Sharks routed New York 9-2 to break the nine-goal barrier for only the sixth time in franchise history. Hertl's four goals led him to become the fourth-youngest player in NHL history to score four or more goals and tied the franchise record of most goals in a single game (Owen Nolan, 12/19/95 @ Anaheim). Along with Hertl's performance, Sharks forward **Matt Nieto** registered his first NHL point and goal, finishing with three points (1g, 2a) and **Jason Demers** set a career high in points and assists (Og, 3a).
- On **Jan. 10, 2015**, **Melker Karlsson** tied the Sharks franchise record for consecutive games goal-scoring streak for rookies set by Jeff Friesen during the 1994-95 season with 5 goals in as many games played.
- On **Mar. 20, 2016**, the Sharks bombarded Henrik Lundqvist with a season-high 52 shots and **Tomáš Hertl** set a career high with three assists as San Jose beat New York 4-1.
- On **Mar. 28, 2017**, **Brent Burns** scored the game-winning goal in overtime as the Sharks defeated the Rangers 5-4. The goal was the 28th of the season, setting the season record for goals by a Sharks defenseman.
- On **Oct. 23, 2017**, **Tim Heed** scored his first NHL career goal against fellow Swedish NHL player, Henrik Lundqvist. **Logan Couture** registered his 200th NHL career assist and **Martin Jones** stopped 33 of the Rangers' 34 shots for the win.
- On **Dec. 12, 2019**, **Joe Thornton** appeared in his 1,600th NHL game.
- On **Oct. 20, 2022**, **David Quinn** notched his first win as the Sharks' head coach, an overtime victory. It was also the first victory for **Mike Grier** as the Sharks' general manager. **Erik Karlsson** (1g, 1a) turned in a multi-point effort, including scoring the game-winner in a 3-2 decision.

OTTAWA SENATORS



SHARKS vs. SENATORS

For the all-time record, [click here](#)
 For all-time season-by-season records, [click here](#)

AFFILIATES



Belleville Senators
(AHL)

[CLICK FOR 2023-24 HEAD-TO-HEAD RESULTS](#)
[CLICK FOR OTTAWA'S ALL-TIME SERIES LEADERS](#)

FAST FACTS

Last SJS Win:

Mar. 9, 2024 (SJS 2 vs. OTT 1)

Last SJS Overtime Win:

Mar. 5, 2008 (SJS 3 vs. OTT 2)

Last SJS Shootout Win:

Dec. 14, 2016 (SJS 4 at OTT 3)

Last SJS Shutout:

Dec. 9, 2017 (SJS 5 vs. OTT 0; Aaron Dell)

Last SJS Home Win:

Mar. 9, 2024 (SJS 2 vs. OTT 1)

Last SJS Road Win:

Oct. 21, 2021 (SJS 2 at OTT 1)

Most Goals by SJS:

6, Nov. 24, 2021 (SJS 6 vs. OTT 3)

Last SJS Hat Trick:

None

Last SJS Penalty Shot:

None

Last OTT Win:

Jan. 13, 2024 (SJS 4 at OTT 5)

Last OTT Overtime Win:

Mar. 7, 2020 (SJS 1 vs. OTT 2)

Last OTT Shootout Win:

Jan. 18, 2016 (SJS 3 vs. OTT 4)

Last OTT Shutout:

Oct. 7, 1997 (SJS 0 vs. OTT 1; Damien Rhodes)

Last OTT Home Win:

Jan. 13, 2024 (SJS 4 at OTT 5)

Last OTT Road Win:

Mar. 7, 2020 (SJS 1 vs. OTT 2 [OT])

Most Goals by OTT:

9, Dec. 19, 2002 (SJS 3 at OTT 9)

Last OTT Hat Trick:

Daniel Alfredsson, Mar. 1, 2001 (SJS 4 at OTT 8)

Last OTT Penalty Shot:

Chris Tierney (Unsuccessful: Aaron Dell)

Mar. 7, 2020 (SJS 1 vs. OTT 2 [OT])

NOTES AND HIGHLIGHTS

- On Dec. 19, 2002, Mike Ricci played in his 900th career NHL game.
- On Dec. 1, 2009, Patrick Marleau played in his 900th career game and scored two goals, including the game-winner, in a 5-2 win.
- On Dec. 2, 2010, Justin Braun scored his first NHL goal.
- On Oct. 12, 2013, Tomáš Hertl became the first player to score seven goals in his first five NHL games since the Edmonton Oilers' Blair McDonald did it in 1979-80.
- On Oct. 27, 2013, goaltender Alex Stalock made 38 saves and earned the victory in his first career NHL start.
- On Jan. 18, 2016, Joe Thornton passed Stan Mikita for 17th place on the all-time NHL assist list but the Sharks dropped a 4-3 decision to the Senators in the first game ever decided in a shootout between the two teams.
- On Dec. 9, 2017, Logan Couture scored the game-winning goal and added two assists to become the 5th player to score 400 or more points with the Sharks. Aaron Dell stopped all 25 shots for his 3rd career shutout as the Sharks beat the Senators by a score of 5-0.
- On Jan. 13, 2024, Tomáš Hertl became the first Shark to reach 30 points on the season, his ninth career 30-point campaign.
- On Mar. 9, 2024, Magnus Chrona made 31 saves on 32 shots faced en route to his first career NHL win. He became the second-youngest goalie (23 years, 194 days) ever to earn a win for the Sharks, senior to only Josef Korenar (23 years, 85 days old on Apr. 26, 2021). Mikael Granlund skated in his 800th career NHL game.



Fabian Zetterlund

PHILADELPHIA FLYERS



SHARKS vs. FLYERS

For the all-time record, [click here](#)
For all-time season-by-season records, [click here](#)

AFFILIATES



Lehigh Valley Phantoms
(AHL)



Reading Royals
(ECHL)

[CLICK FOR 2023-24 HEAD-TO-HEAD RESULTS](#)

[CLICK FOR PHILADELPHIA'S ALL-TIME SERIES LEADERS](#)

FAST FACTS

Last SJS Win:
Nov. 7, 2023 (SJS 2 vs. PHI 1)
Last SJS Overtime Win:
Jan. 8, 2022 (SJS 3 at PHI 2)
Last SJS Shootout Win:
Mar. 28, 2015 (SJS 3 at PHI 2)
Last SJS Shutout:
Oct. 23, 2022 (SJS 3 at PHI 0; James Reimer)
Last SJS Home Win:
Nov. 7, 2023 (SJS 2 vs. PHI 1)
Last SJS Road Win:
Oct. 23, 2022 (SJS 3 at PHI 0)
Most Goals by SJS:
8, Oct. 9, 2018 (SJS 8 at PHI 2)
Last SJS Hat Trick:
Tomáš Hertl, Jan. 8, 2022 (SJS 3 at PHI 2 [OT])
Last SJS Penalty Shot:
None

Last PHI Win:
Mar. 12, 2024 (SJS 2 at PHI 3)
Last PHI Overtime Win:
Dec. 29, 2022 (SJS 2 at PHI 3)
Last PHI Shootout Win:
None
Last PHI Shutout:
Oct. 16, 2003 (SJS 0 vs. PHI 0 [OT]; Jeff Hackett)
Last PHI Home Win:
Mar. 12, 2024 (SJS 2 at PHI 3)
Last PHI Road Win:
Oct. 4, 2017 (SJS 3 vs. PHI 5)
Most Goals by PHI:
8, Mar. 17, 1996 (SJS 2 at PHI 8)
Last PHI Hat Trick:
Wayne Simmonds, Oct. 4, 2017 (SJS 3 vs. PHI 5)
Last PHI Penalty Shot:
None

NOTES AND HIGHLIGHTS

- On **Oct. 22, 2008**, the Sharks scored a franchise record four goals in the first period at Philadelphia.
- On **Feb. 27, 2014**, **Joe Pavelski** recorded his second hat trick of the season, the second of his career, while **Logan Couture** and **Raffi Torres** each tallied two goals in their return to the lineup from injury in a 7-3 Sharks win.
- On **Nov. 19, 2015**, **Melker Karlsson** scored the game-winning goal in overtime, **Martin Jones** made 34 saves and the Sharks won their eighth straight game on Philadelphia ice in a 1-0 shutout of the Flyers.
- On **Dec. 30, 2016**, **Aaron Dell** recorded his first NHL shutout with 21 saves in a 2-0 win. **Patrick Marleau** scored the game-winning goal, the 95th of his career, passing Steve Yzerman for sole possession of 11th place all-time. The goal was also his 491st NHL goal, tying him with Jean Ratelle for 46th all-time.
- On **Oct. 8, 2017**, **Brent Burns** registered his 500th NHL point and **Kevin Labanc** recorded his second career two-goal game.
- On **Oct. 9, 2018**, **Kevin Labanc** recorded four assists and tied the franchise record for most assists in a single game (20th time), last achieved by **Joe Pavelski** (Mar. 15, 2011 @ DAL).
- On **Nov. 3, 2018**, **Timo Meier** recorded the fastest overtime goal in franchise history (0:13) and broke the record for most goals through the team's first 14 games of the season (11), besting Patrick Marleau's 10 set twice.
- On **Dec. 28, 2019**, rookies **Mario Ferraro** and **Joel Kellman** each scored their first career NHL goal. The duo became the sixth set of teammates in franchise history to score their first career goal in the same game. Kellman's stood as the game-winning goal in a 6-1 victory at SAP Center.
- On **Jan. 8, 2022**, **Tomáš Hertl** recorded a natural hat trick with three consecutive goals scored to lead the Sharks to a come-from-behind, overtime win against the Flyers. All three of Hertl's goals came in the final 12:13 of regulation or later, with his game-winner coming 24 seconds into overtime.
- On **Nov 7, 2023**, **William Eklund** potted his second career power play goal, his first game-winner in the NHL, as goaltender **Mackenzie Blackwood** made 38 saves to secure San Jose's first win of the season, 2-1 against Philadelphia.

PITTSBURGH PENGUINS



SHARKS vs. PENGUINS

For the all-time record, [click here](#)
 For all-time season-by-season records, [click here](#)

AFFILIATES



Wilkes-Barre/Scranton Penguins
(AHL)



Wheeling Nailers
(ECHL)

[CLICK FOR 2023-24 HEAD-TO-HEAD RESULTS](#)
[CLICK FOR PITTSBURGH'S ALL-TIME SERIES LEADERS](#)

FAST FACTS

Last SJS Win:

Jan. 28, 2023 (SJS 6 at PIT 4)

Last SJS Overtime Win:

Jan. 2, 2020 (SJS 3 at PIT 2)

Last SJS Shootout Win:

Mar. 9, 2015 (SJS 2 vs. PIT 1)

Last SJS Shutout:

Feb. 29, 2020 (SJS 5 vs. PIT 0; Martin Jones)

Last SJS Home Win:

Feb. 29, 2020 (SJS 5 vs. PIT 0)

Last SJS Road Win:

Jan. 28, 2023 (SJS 6 at PIT 4)

Most Goals by SJS:

10, Jan. 13, 1996 (SJS 10 at PIT 8)

Last SJS Hat Trick:

Tomáš Hertl, Jan. 15, 2019 (SJS 5 vs. PIT 2)

Last SJS Penalty Shot:

None

Last PIT Win:

Mar. 14, 2024 (SJS 3 at PIT 6)

Last PIT Overtime Win:

Jan. 15, 2022 (SJS 1 vs. PIT 2)

Last PIT Shootout Win:

Mar. 29, 2015 (SJS 2 at PIT 3)

Last PIT Shutout:

Nov. 5, 2016 (SJS 0 vs. PIT 5; Matthew Murray)

Last PIT Home Win:

Mar. 14, 2024 (SJS 3 at PIT 6)

Last PIT Road Win:

Nov. 4, 2023 (SJS 2 vs. PIT 10)

Most Goals by PIT:

10, 2 times, MR: Nov. 4, 2023 (SJS 2 vs. PIT 10)

Last PIT Hat Trick:

Evan Rodrigues, Jan. 2, 2022 (SJS 5 at PIT 8)

Last PIT Penalty Shot:

Martin Straka (Unsuccessful: Evgeni Nabokov)
 Nov. 1, 2000 (SJS 3 vs. PIT 2)

NOTES AND HIGHLIGHTS

- On **Jan. 13, 1996**, the Sharks netted a franchise-record 10 goals in a game (tied on 3/30/02 vs. Columbus at home) in a 10-8 win.
- On **Feb. 27, 2004**, **Vincent Damphousse** played in his 229th consecutive game, breaking the franchise record (228) previously held by Mike Ricci.
- On **Mar. 6, 2014**, the Sharks rallied from behind twice (2-0 and 3-2) to beat the Penguins 5-3. **Brent Burns** matched his career-high of 17 goals set in 2010-11, and **Patrick Marleau** moved into a tie with Alexei Kovalev for 68th place on the all-time NHL goal scoring list.
- On **Nov. 21, 2015**, **Patrick Marleau** became the 83rd player in NHL history to record 1,000 points and **Martin Jones** made 38 saves in a 3-1 win over the Penguins.
- On **Oct 20, 2016**, **Patrick Marleau** scored his 483rd career goal to enter the top 50 all-time in a 3-2 loss.
- On **Jan. 30, 2018**, **Logan Couture** scored his 200th NHL career goal and **Brent Burns** extended his point streak to a season-high seven games.
- On **Jan. 15, 2019**, **Tomáš Hertl** scored his second career hat trick, including his 100th career NHL goal, and **Joe Thornton** became the second Shark skater to log 1,000 career games as a member of the franchise.
- On **Feb. 21, 2019**, the San Jose Sharks earned the first shutout in franchise history on the road against Pittsburgh, 4-0. In the same contest, **Brent Burns** earned his 56th assist of the season in the contest, a personal career high, which set a franchise best for assists by a defenseman, beating the previous record of 55 set the previous season by himself.
- On **Jan. 2, 2020**, **Joe Thornton** recorded one assist to take sole possession of seventh on the NHL's all-time assist list.
- On **Nov. 4, 2023**, **Tomáš Hertl** moved into a tie for seventh all-time in Sharks history for multi-assist games (39). **Magnus Chrona** made his NHL debut, entering the game with 10:33 remaining in the second period, and made 13 saves.

SEATTLE KRAKEN

SHARKS vs. KRAKEN

AFFILIATES



For the all-time record, [click here](#)
 For all-time season-by-season records, [click here](#)



Coachella Valley Firebirds
(AHL)



Kansas City Mavericks
(ECHL)

[CLICK FOR 2023-24 HEAD-TO-HEAD RESULTS](#)

[CLICK FOR SEATTLE'S ALL-TIME SERIES LEADERS](#)

FAST FACTS

Last SJS Win:

Apr. 11, 2024 (SJS 3 at SEA 1)

Last SJS Overtime Win:

None

Last SJS Shootout Win:

None

Last SJS Shutout:

Jan. 30, 2024 (SJS 2 vs. SEA 0; Mackenzie Blackwood)

Last SJS Home Win:

Jan. 30, 2024 (SJS 2 vs. SEA 0)

Last SJS Road Win:

Apr. 11, 2024 (SJS 3 at SEA 1)

Most Goals by SJS:

5, Nov. 23, 2022 (SJS 5 at SEA 8)

Last SJS Hat Trick:

Timo Meier, Nov. 23, 2022 (SJS 5 at SEA 8)

Last SJS Penalty Shot:

William Eklund (Successful: Philipp Grubauer)

Mar. 16, 2023 (SJS 1 vs. SEA 2 [OT])

Last SEA Win:

Apr. 1, 2024 (SJS 2 vs. SEA 4)

Last SEA Overtime Win:

Mar. 16, 2023 (SJS 1 vs. SEA 2)

Last SEA Shootout Win:

None

Last SEA Shutout:

Apr. 29, 2022 (SJS 0 at SEA 3; Chris Driedger)

Last SEA Home Win:

Nov. 23, 2022 (SJS 5 at SEA 8)

Last SEA Road Win:

Apr. 1, 2024 (SJS 2 vs. SEA 4)

Most Goals by SEA:

8, Nov. 23, 2022 (SJS 5 at SEA 8)

Last SEA Hat Trick:

None

Last SEA Penalty Shot:

None

NOTES AND HIGHLIGHTS

- On **Dec. 14, 2021**, San Jose and Seattle met for the first time. **Logan Couture** scored the Sharks' first goal against the Kraken.
- On **Feb. 27, 2022**, the Sharks earned their first win against the Kraken. **Jasper Weatherby** led all skaters with two points, a pair of assists.
- On **Nov. 23, 2022**, **Timo Meier** scored his fourth career hat trick, and first against Seattle for San Jose.
- On **Feb. 20, 2023**, **James Reimer** stopped 26 shots at SAP Center en route to the Sharks first shutout against the Kraken.
- On **Mar. 16, 2023**, **William Eklund** registered the Sharks first penalty shot and successful attempt of the season, scoring against Philipp Grubauer. Eklund became the second rookie in franchise history to score a penalty shot goal for San Jose.
- On **Jan. 30, 2024**, **Mackenzie Blackwood** recorded his first shutout win with the Sharks on 32 shots faced in the victory (2-0). **Marc-Édouard Vlasic** passed Dan Boyle (13) for sole possession of second on the franchise's all-time game-winning goals list for defensemen.
- On **Apr. 11, 2024**, **Devin Cooley** made a career-high 49 saves which was the third-most by an NHL netminder in his first career road win since 1955-56. It was the Sharks' first-ever road win at Seattle.



Mackenzie Blackwood

ST. LOUIS BLUES



SHARKS vs. BLUES

For the all-time record, [click here](#)
 For all-time season-by-season records, [click here](#)

AFFILIATES



Springfield Thunderbirds
(AHL)



Florida Everblades
(ECHL)

[CLICK FOR 2023-24 HEAD-TO-HEAD RESULTS](#)
[CLICK FOR ST. LOUIS'S ALL-TIME SERIES LEADERS](#)

FAST FACTS

Last SJS Win:

Apr. 6, 2024 (SJS 3 vs. STL 2 [OT])

Last SJS Overtime Win:

Apr. 6, 2024 (SJS 3 vs. STL 2)

Last SJS Shootout Win:

Jan. 20, 2021 (SJS 2 at STL 1)

Last SJS Shutout:

Mar. 30, 2024 (SJS 4 at STL 0; Mackenzie Blackwood)

Last SJS Home Win:

Apr. 6, 2024 (SJS 3 vs. STL 2 [OT])

Last SJS Road Win:

Mar. 30, 2024 (SJS 4 at STL 0)

Most Goals by SJS:

7, 2 times, MR: Oct. 8, 2005 (SJS 7 at STL 6)

Last SJS Hat Trick:

Brent Burns, Nov. 29, 2013 (SJS 6 vs. STL 3)

Last SJS Penalty Shot:

Patrick Marleau (Successful: Hannu Toivonen)

Mar. 14, 2008 (SJS 4 vs. STL 1)

Last STL Win:

Mar. 9, 2023 (SJS 2 at STL 4)

Last STL Overtime Win:

Feb. 18, 2021 (SJS 2 at STL 3)

Last STL Shootout Win:

Mar. 19, 2021 (SJS 1 vs. STL 2)

Last STL Shutout:

Nov. 9, 2018 (SJS 0 at STL 4; Chad Johnson)

Last STL Home Win:

Mar. 9, 2023 (SJS 2 at STL 4)

Last STL Road Win:

Mar. 2, 2023 (SJS 3 vs. STL 6)

Most Goals by STL:

7, 4 times, MR: Feb. 27, 2021 (SJS 6 vs. STL 7)

Last STL Hat Trick:

T.J. Oshie, Jan. 3, 2015 (SJS 2 vs. STL 7)

Last STL Penalty Shot:

David Backes (Successful: Antero Niittymaki)

Dec. 18, 2010 (SJS 4 at STL 1)

NOTES AND HIGHLIGHTS

- On **Nov. 4, 1995**, San Jose scored five goals in 13 minutes and 13 seconds setting a franchise record for fastest five goals scored in a game.
- On **Feb. 29, 2004**, **Evgeni Nabokov** recorded his eighth shutout of the season, setting a new single-season career and franchise record, also marking his NHL milestone 25th career shutout.
- On **Mar. 14, 2008**, the Sharks completed the season series sweep over the Blues with a 4-1 victory and set a franchise record for consecutive wins with their 11th in a row.
- On **Oct. 15, 2013**, in an early season game between two undefeated teams, San Jose scored the first five goals to coast to a 6-2 victory. The Sharks' 6-0-0 start, combined with their 7-0-0 start the previous season, made them the first NHL team to win their first six games in consecutive seasons.
- On **Nov. 29, 2013**, **Brent Burns** recorded a hat trick (3g, 1a) against the Blues while playing as a forward, the only hat trick for San Jose against St. Louis.
- On **Feb. 22, 2016**, three different players recorded two goals in a game (**Tomáš Hertl**, **Logan Couture** and **Joe Thornton**) for the fourth time in franchise history, as the Sharks doubled up the Blues 6-3 in St. Louis.
- On **Mar. 8, 2018**, in **Timo Meier's** 100th career NHL game, **Martin Jones** pitched a shutout, stopping 16 shots. The Sharks set a season-best for shots allowed in a game (16) and tied a season-best for shots allowed in a period (2).
- On **Mar. 9, 2019**, **Timo Meier** scored his 26th goal of the season, which broke the single-season record for goals scored by a Swiss-born player, and **Joe Thornton** tied Stan Mikita (1,467) for 14th on the NHL's all-time points list with an assist in the game.
- On **Mar. 9, 2023**, **Erik Karlsson** set a career high and tied a franchise record by a defenseman with his 83rd point of the season. With a goal in the contest, Karlsson reached the 20-goal mark for the third time in his career and first time with the Sharks.
- On Nov. 16, 2023, **Givani Smith** became the 300th goal scorer in franchise history with his first marker as a Shark, the first of two goals in less than a minute by the Sharks' fourth line.
- On Apr. 6, 2024, **William Eklund** netted his first career hat trick, including his first NHL multi-goal game, to lead the Sharks to a season sweep of the St. Louis Blues. He extended his home scoring streak to 10 games, the 10th time in team history that a Shark has found the score sheet in 10 consecutive games on home ice. **Devin Cooley** earned his first career win, making 34 stops on 36 shots faced, and **Collin Graf** made his NHL debut in the game.

TAMPA BAY LIGHTNING

SHARKS vs. LIGHTNING

AFFILIATES



For the all-time record, [click here](#)
 For all-time season-by-season records, [click here](#)



Syracuse Crunch
(AHL)



Orlando Solar Bears
(ECHL)

[CLICK FOR 2023-24 HEAD-TO-HEAD RESULTS](#)
[CLICK FOR TAMPA BAY'S ALL-TIME SERIES LEADERS](#)

FAST FACTS

Last SJS Win:
 Feb. 7, 2023 (SJS 4 at TBL 3 [OT])
Last SJS Overtime Win:
 Feb. 7, 2023 (SJS 4 at TBL 3)
Last SJS Shootout Win:
 None
Last SJS Shutout:
 Oct. 25, 2008 (SJS 3 at TBL 0; Brian Boucher)
Last SJS Home Win:
 Jan. 5, 2019 (SJS 5 vs. TBL 2)
Last SJS Road Win:
 Feb. 7, 2023 (SJS 4 at TBL 3 [OT])
Most Goals by SJS:
 8, Feb. 8, 2000 (SJS 8 at TBL 0)
Last SJS Hat Trick:
 Joe Pavelski, Jan. 18, 2014 (SJS 5 at TBL 4)
Last SJS Penalty Shot:
 Joonas Donskoi (Unsuccessful: Ben Bishop)
 Nov. 12, 2016 (SJS 3 at TBL 1)

Last TBL Win:
 Mar. 21, 2024 (SJS 1 vs. TBL 4)
Last TBL Overtime Win:
 Feb. 1, 2022 (SJS 2 at TBL 3)
Last TBL Shootout Win:
 None
Last TBL Shutout:
 Oct. 26, 2023 (SJS 0 at TBL 6; Jonas Johansson)
Last TBL Home Win:
 Oct. 26, 2023 (SJS 0 at TBL 6)
Last TBL Road Win:
 Mar. 21, 2024 (SJS 1 vs. TBL 4)
Most Goals by TBL:
 7, 3 times, MR: Jan. 22, 2022 (SJS 1 vs. TBL 7)
Last TBL Hat Trick:
 Martin St. Louis, Jan. 18, 2014 (SJS 5 at TBL 4)
Last TBL Penalty Shot:
 Martin St. Louis (Unsuccessful: Evgeni Nabokov)
 Mar. 24, 2003 (SJS 1 vs. TBL 4)

NOTES AND HIGHLIGHTS

- On **Dec. 21, 2011**, with a 7-2 thrashing of Tampa Bay, San Jose set a new season-high for goals in a game and a franchise record for five fastest goals from the start of a game (14:47), breaking the old mark of 18:50 set in Chicago on Oct. 27, 1996.
- On **Nov. 21, 2013**, the Sharks exploded for five goals to defeat Tampa Bay 5-1. **Antti Niemi** made 36 stops, **Tommy Wingels** had a multi-goal game (the first of his career), **Logan Couture** set a career-high for assists in a game (3), and **Patrick Marleau** had a three-point night (1g, 2a) in the victory.
- On **Jan. 18, 2014**, **Joe Pavelski** scored his first career hat trick, a natural hat trick in the second period, as the Sharks overcame a four-goal performance from Martin St. Louis to sweep the season series vs. Tampa Bay. **Brent Burns** played in his 600th career NHL game.
- On **Feb. 15, 2015**, **Brent Burns** and **Logan Couture** each scored for the Sharks, with Couture moving past Ryane Clowe for 9th place on San Jose's all-time points list and **Joe Thornton** moving into a tie with Dale Hawerchuk for 20th place on the NHL's all-time assist list.
- On **Feb. 16, 2016**, **Matt Nieto** scored the game-winner and **Marc-Édouard Vlasic** tied the longest point streak for a defenseman in franchise history (eight games) with an assist as the Sharks doubled up the Lightning 4-2 in Tampa.
- On **Nov. 8, 2017**, In 5-1 loss to the Lightning, **Joonas Donskoi** scored the only goal just 25 seconds into the game. **Brent Burns** had six takeaways for second-most in Sharks franchise history while **Joe Pavelski** scored his 10th career point vs the Lightning on an assist.
- On **Mar. 21, 2024**, **Marc-Édouard Vlasic** skated in his 1,283rd NHL game, tying Ken Daneyko for 23rd on the all-time games list among defensemen.



Luke Kunin

TORONTO MAPLE LEAFS



SHARKS vs. MAPLE LEAFS

For the all-time record, [click here](#)
For all-time season-by-season records, [click here](#)

AFFILIATES

Toronto Marlies
(AHL)Cincinnati Cyclones
(ECHL)

CLICK FOR 2023-24 HEAD-TO-HEAD RESULTS

CLICK FOR TORONTO'S ALL-TIME SERIES LEADERS

FAST FACTS

Last SJS Win:

Oct. 27, 2022 (SJS 4 vs. TOR 3 [OT])

Last SJS Overtime Win:

Oct. 27, 2022 (SJS 4 vs. TOR 3)

Last SJS Shootout Win:

Dec. 13, 2016 (SJS 3 at TOR 2)

Last SJS Shutout:

Jan. 9, 2016 (SJS 7 vs. TOR 0; Martin Jones)

Last SJS Home Win:

Oct. 27, 2022 (SJS 4 vs. TOR 3 [OT])

Last SJS Road Win:

Oct. 22, 2021 (SJS 5 at TOR 3)

Most Goals by SJS:

8, Mar. 24, 1999 (SJS 8 at TOR 5)

Last SJS Hat Trick:

None

Last SJS Penalty Shot:

Chris Tierney (Unsuccessful: Jonathan Bernier)

Dec. 17, 2015 (SJS 5 at TOR 4 [OT])

Last TOR Win:

Jan. 9, 2024 (SJS 1 at TOR 7)

Last TOR Overtime Win:

None

Last TOR Shootout Win:

Jan. 4, 2018 (SJS 2 at TOR 3)

Last TOR Shutout:

Nov. 4, 1997 (SJS 0 vs. TOR 0 [OT]; Glenn Healy and Marcel Cousineau)

Last TOR Home Win:

Jan. 9, 2024 (SJS 1 at TOR 7)

Last TOR Road Win:

Jan. 6, 2024 (SJS 1 vs. TOR 4)

Most Goals by TOR:

7, 3 times, MR: Jan. 9, 2024 (SJS 1 at TOR 7)

Last TOR Hat Trick:

None

Last TOR Penalty Shot:

Mats Sundin (Successful: Arturs Irbe)

Mar. 15, 1995 (SJS 1 vs. TOR 2)

NOTES AND HIGHLIGHTS

• On **Mar. 11, 2014**, in a 6-2 victory over Toronto, **Marc-Edouard Vlasic** became the first Sharks player in franchise history to finish two games with a +5; **Andrew Desjardins** played in his 200th career game; and **Joe Pavelski** recorded his 400th NHL point on the first of his 3-points (2g, 1a).

• On **Mar. 19, 2015**, **Tomáš Hertl**, **Logan Couture**, **Melker Karlsson**, and **Tommy Wingels** all scored goals as the Sharks dominated the Maple Leafs 4-1; **Joe Thornton** became the 16th player in NHL history to accrue 350+ goals and 900+ assists.

• On **Jan. 15, 2015**, **Patrick Marleau** passed Daniel Alfredsson on the NHL's All-Time Goals List and moved into a tie with Joe Sakic and Pierre Turgeon on the NHL's All-Time Game-Winning Goals List, as the Sharks beat the Maple Leafs 3-1.

• On **Feb. 28, 2017**, **Tomáš Hertl** scored the the go-ahead goal with 1:24 remaining in the third period as the Sharks defeated the Maple Leafs 3-1. **Joe Pavelski** had a goal and an assist, while **Martin Jones** made 20 saves to earn his 30th win of the season – joining Evgeni Nabokov and Antti Niemi as the only goaltenders in Sharks history with multiple 30-win seasons.

• On **Oct. 30, 2017**, in **Patrick Marleau's** return to San Jose, the Sharks beat the Maple Leafs for the ninth consecutive time as **Tim Heed** had his first power-play goal and multi-point game in the NHL (1g, 1a). **Joe Thornton** passed Jari Kurri for sole possession of 20th place on the all-time points list (1,399).

• On **Nov. 28, 2018**, **Evander Kane** appeared in his 600th career NHL game.

• On **Mar. 3, 2020**, **Joe Thornton** appeared in his 1,100th game as a Shark.



Mikael Granlund

UTAH HOCKEY CLUB



SHARKS vs. UTAH HOCKEY CLUB

All-time records will begin accumulating in the 2024-25 season.

AFFILIATES



Tucson Roadrunners
(AHL)



Allen Americans
(ECHL)

UTAH'S ALL-TIME SERIES LEADERS AVAILABLE IN 2024-25

FAST FACTS

Last SJS Win:

None

Last SJS Overtime Win:

None

Last SJS Shootout Win:

None

Last SJS Shutout:

None

Last SJS Home Win:

None

Last SJS Road Win:

None

Most Goals by SJS:

None

Last SJS Hat Trick:

None

Last SJS Penalty Shot:

None

Last UTA Win:

None

Last UTA Overtime Win:

None

Last UTA Shootout Win:

None

Last UTA Shutout:

None

Last UTA Home Win:

None

Last UTA Road Win:

None

Most Goals by UTA:

None

Last UTA Hat Trick:

None

Last UTA Penalty Shot:

None

NOTES AND HIGHLIGHTS

• San Jose and Utah will face off three times in 2024-25, with the first-ever clash between the Western Conference teams coming Monday, Oct. 28, 2024 at Utah. The first time Utah Hockey Club comes to San Jose will be Dec. 14, 2024.

VANCOUVER CANUCKS



SHARKS vs. CANUCKS

For the all-time record, [click here](#)
 For all-time season-by-season records, [click here](#)

AFFILIATES



Abbotsford Canucks
(AHL)



Kalamazoo Wings
(ECHL)

[CLICK FOR 2023-24 HEAD-TO-HEAD RESULTS](#)
[CLICK FOR VANCOUVER'S ALL-TIME SERIES LEADERS](#)

FAST FACTS

Last SJS Win:

Nov. 25, 2023 (SJS 4 vs. VAN 3)

Last SJS Overtime Win:

Dec. 21, 2017 (SJS 5 vs. VAN 4)

Last SJS Shootout Win:

Mar. 5, 2013 (SJS 3 at VAN 2)

Last SJS Shutout:

Nov. 23, 2018 (SJS 4 vs. VAN 0; Aaron Dell)

Last SJS Home Win:

Nov. 25, 2023 (SJS 4 vs. VAN 3)

Last SJS Road Win:

Feb. 11, 2019 (SJS 7 at VAN 2)

Most Goals by SJS:

7, 5 times, MR: Feb. 11, 2019 (SJS 7 at VAN 2)

Last SJS Hat Trick:

Logan Couture, Mar. 29, 2016 (SJS 4 at VAN 1)

Last SJS Penalty Shot:

Chris Tierney (Unsuccessful: Ryan Miller)

Mar. 2, 2017 (SJS 3 vs. VAN 1)

Last VAN Win:

Dec. 23, 2023 (SJS 4 at VAN 7)

Last VAN Overtime Win:

Dec. 7, 2023 (SJS 5 vs. VAN 6)

Last VAN Shootout Win:

Mar. 10, 2011 (SJS 4 vs. VAN 5)

Last VAN Shutout:

Feb. 8, 2001 (SJS 0 at VAN 0 [OT]; Bob Essensa)

Last VAN Home Win:

Dec. 23, 2023 (SJS 4 at VAN 7)

Last VAN Road Win:

Nov. 2, 2023 (SJS 1 vs. VAN 10)

Most Goals by VAN:

10, Nov. 2, 2023 (SJS 1 vs. VAN 10)

Last VAN Hat Trick:

Markus Naslund, Oct. 21, 2002 (SJS 2 vs. VAN 5)

Last VAN Penalty Shot:

Pavel Bure (Successful: Mike Vernon)

Nov. 12, 1997 (SJS 2 vs. VAN 5)

NOTES AND HIGHLIGHTS

- On **Nov. 3, 2001**, the Sharks scored three goals (**Jeff Jillson**, **Scott Thornton** and **Marco Sturm**) in 36 seconds -- a franchise record for the fastest three goals scored.
- On **Mar. 10, 2002**, **Evgeni Nabokov** scored an unassisted power play goal in the Sharks 7-4 victory.
- On **Jan. 27, 2013**, Sharks head coach **Todd McLellan** becomes the second fastest head coach to reach 200 career NHL wins (doing so in 333 games) and the Sharks set a new franchise record for best start to the season by improving to 5-0-0 with a 4-1 victory over the Canucks.
- On **Mar. 29, 2016**, **Logan Couture** recorded the first hat trick of his career and **James Reimer** made 23 saves as the Sharks won their eighth straight game on Vancouver ice in a 4-1 victory.
- On **Feb. 2, 2017**, **Patrick Marleau** scored his 500th career NHL goal, tying Lanny MacDonald for 44th all-time, in a 4-1 win. **Joe Thornton** registered his 1374th career NHL point, tying Mike Modano for 24th all-time. Chris Tierney had 2 goals, including the eventual game-winner.
- On **Apr. 2, 2017**, **Tomáš Hertl** scored a pair of goals to lead the Sharks past the Canucks 3-1. **Patrick Marleau** added his 508th career NHL goal and final regular season goal in his first stint as a Shark, moving past Jean Beliveau for sole possession of 41st place all-time.
- On **Nov. 11, 2017**, **Aaron Dell** made 41 saves as both **Logan Couture** and **Chris Tierney** scored two goals in a 5-0 shutout victory. It was the first time since 1996 that the Sharks scored three shorthanded goals in a single game. **Melker Karlsson** added an assist in his 200th career NHL game.
- On **Dec. 21, 2017**, **Joe Thornton** registered two power-play goals and added an assist to tie and then pass Doug Gilmour for sole possession of 18th place on the NHL all-time points list (1,416). **Kevin Labanc** scored the game-winning goal in overtime and posted three assists for his first ever four-point game in the NHL.
- On **Nov. 23, 2018**, **Joe Thornton** recorded a multi-assist game to pass Mario Lemieux (1,033) for sole possession of 11th on the all-time list.
- On **Feb. 11, 2019**, **Joe Thornton** hit several milestones, including taking sole possession of 15th on the all-time games played list (1,541), passing Gordie Howe for ninth on the assist list and tying Teemu Selanne (1,457) for 15th on the all-time points list.
- On **Apr. 2, 2019**, **Joe Thornton** skated in his 1,564th game to tie Nicklas Lidstrom (1,564) for 12th on the all-time games played list and his multi-assist contest tied him with Steve Yzerman (1,063) for eighth on the all-time assist list.
- On **Dec. 14, 2019**, **Marc-Edouard Vlasic** appeared in his 1,000th NHL game, and became the first defenseman in franchise history to appear in 1,000 games.
- On **Dec. 27, 2022**, **Erik Karlsson** set the record for longest assist streak in franchise history with a helper in his 10th straight game.
- On **Nov. 20, 2023**, **Tomáš Hertl** passed Owen Nolan for sole possession of fifth on the Sharks' all-time goals list.

VEGAS GOLDEN KNIGHTS



SHARKS vs. GOLDEN KNIGHTS

For the all-time record, [click here](#)
For all-time season-by-season records, [click here](#)

AFFILIATES



Henderson Silver Knights
(AHL)



Tahoe Knight Monsters
(ECHL)

[CLICK FOR 2023-24 HEAD-TO-HEAD RESULTS](#)

[CLICK FOR VEGAS'S ALL-TIME SERIES LEADERS](#)

FAST FACTS

Last SJS Win:
Mar. 30, 2023 (SJS 4 vs. VGK 3 [OT])
Last SJS Overtime Win:
Mar. 30, 2023 (SJS 4 vs. VGK 3)
Last SJS Shootout Win:
Apr. 24, 2022 (SJS 5 at VGK 4)
Last SJS Shutout:
None
Last SJS Home Win:
Mar. 30, 2023 (SJS 4 vs. VGK 3 [OT])
Last SJS Road Win:
Nov. 15, 2022 (SJS 5 at VGK 2)
Most Goals by SJS:
5, 2 times, MR: Nov. 15, 2022 (SJS 5 at VGK 2)
Last SJS Hat Trick:
None
Last SJS Penalty Shot:
None

Last VGK Win:
Feb. 19, 2024 (SJS 0 vs. VGK 4)
Last VGK Overtime Win:
Mar. 5, 2021 (SJS 4 vs. VGK 5)
Last VGK Shootout Win:
Apr. 19, 2021 (SJS 2 at VGK 3)
Last VGK Shutout:
Feb. 19, 2024 (SJS 0 vs. VGK 4; Logan Thompson)
Last VGK Home Win:
Dec. 10, 2023 (SJS 4 at VGK 5 [SO])
Last VGK Road Win:
Feb. 19, 2024 (SJS 0 vs. VGK 4)
Most Goals by VGK:
7, Mar. 18, 2019 (SJS 3 vs. VGK 7)
Last VGK Hat Trick:
None
Last VGK Penalty Shot:
None

NOTES AND HIGHLIGHTS

- On **Nov. 24, 2017**, In his 900th career NHL game played, **Brent Burns** scored his first goal of the season as San Jose erased a three-goal deficit but lost in overtime by a score of 5-4 in their first meeting with the Vegas franchise. **Joe Thornton** registered two assists to tie and then pass Joe Sakic for 19th on all-time assists list with 1,017.
- On **Feb. 8, 2018**, in **Martin Jones's** 200th career NHL game, **Joe Pavelski** tallied two goals and **Timo Meier** registered a goal on the power play. However, the Sharks first matchup hosting the Golden Knights at SAP Center resulted in a loss as Vegas beat the Sharks 5-3
- On **Mar. 22, 2018**, **Brent Burns** tallied an assist to continue his point streak against Vegas (2g, 3a) in three games and **Logan Couture** netted the game-winning goal in overtime to give the Sharks their first win against the Golden Knights.
- On **Jan. 10, 2019**, the San Jose Sharks earned their milestone 1,000th franchise win (1,000-842-121-149) in the 3-2 win over the Vegas Golden Knights. San Jose became the third fastest club to reach 1,000 wins in the regular season in NHL history (2,112 games).
- On **Mar. 18, 2019**, **Logan Couture** tallied his 500th career point, becoming the fourth player in the 2007 NHL Entry Draft to reach the milestone and the fourth Shark in franchise history to achieve 500 points.
- On **Mar. 30, 2019**, **Brent Burns** scored his 14th career overtime goal, which set an NHL record for overtime goals by a defenseman, breaking a tie with Scott Niedermayer (13).
- On **Apr. 19, 2021**, **Patrick Marleau** broke the all-time games played record, appearing in his milestone 1,768th career game to break Gordie Howe's record. The following game on Apr. 21, he appeared in his 900th consecutive NHL game, the fourth player in history to reach the mark.
- On **Apr. 24, 2022**, the Sharks overcame a two-goal, third-period deficit en route to earning their first-ever shootout win against Vegas.

WASHINGTON CAPITALS

SHARKS vs. CAPITALS

AFFILIATES



For the all-time record, [click here](#)
For all-time season-by-season records, [click here](#)



Hershey Bears
(AHL)



South Carolina Stingrays
(ECHL)

[CLICK FOR 2023-24 HEAD-TO-HEAD RESULTS](#)

[CLICK FOR WASHINGTON'S ALL-TIME SERIES LEADERS](#)

FAST FACTS

Last SJS Win:

Nov. 27, 2023 (SJS 2 vs. WSH 1)

Last SJS Overtime Win:

Jan. 22, 2019 (SJS 7 at WSH 6)

Last SJS Shootout Win:

Oct. 14, 2014 (SJS 6 at WSH 5)

Last SJS Shutout:

Nov. 8, 2016 (SJS 3 at WSH 0; Martin Jones)

Last SJS Home Win:

Nov. 27, 2023 (SJS 2 vs. WSH 1)

Last SJS Road Win:

Feb. 12, 2023 (SJS 4 at WSH 1)

Most Goals by SJS:

7, 2 times, MR: Jan. 22, 2019 (SJS 7 at WSH 6)

Last SJS Hat Trick:

Evander Kane, Jan. 5, 2020 (SJS 4 at WSH 5 [OT])

Last SJS Penalty Shot:

Joe Thornton (Successful: Michael Neuvirth)

Dec. 30, 2009 (SJS 5 vs. WSH 2)

Last WSH Win:

Oct. 29, 2023 (SJS 1 at WSH 3)

Last WSH Overtime Win:

Jan. 5, 2020 (SJS 4 at WSH 5)

Last WSH Shootout Win:

Mar. 22, 2014 (SJS 2 vs. WSH 3)

Last WSH Shutout:

Nov. 20, 2021 (SJS 0 vs. WSH 4; Ilya Samsonov)

Last WSH Home Win:

Oct. 29, 2023 (SJS 1 at WSH 3)

Last WSH Road Win:

Mar. 4, 2023 (SJS 3 vs. WSH 8)

Most Goals by WSH:

8, Mar. 4, 2023 (SJS 3 vs. WSH 8)

Last WSH Hat Trick:

John Druce, Feb. 9, 1992 (SJS 2 at WSH 6)

Last WSH Penalty Shot:

Jay Beagle (Unsuccessful: Martin Jones)

Mar. 12, 2016 (SJS 5 vs. WSH 2)

NOTES AND HIGHLIGHTS

- On **Dec. 18, 2000**, **Todd Harvey** scored the franchise's 2,000th goal in a 5-3 victory.
- On **Dec. 30, 2009**, in a 5-2 Sharks win, the Sharks attempted and converted two penalty shots for the first time in franchise history (**Ryane Clowe** and **Joe Thornton**). The last time this occurred in the NHL was Feb. 11, 1982 (VAN @ DET, Thomas Gradin and Ivan Hlinka for Vancouver).
- On **Jan. 7, 2012**, three defensemen scored in a single game for just the fifth time in franchise history as the Sharks (**Jason Demers**, **Brent Burns**, **Marc-Edouard Vlasic**) defeated Washington, 5-2.
- On **Feb. 11, 2015**, **Joe Thornton** moved past Peter Stastny for 36th on the NHL's All-Time Points list with a goal and an assist.
- On **Mar. 9, 2017**, **Brent Burns** had three assists and **Logan Couture** had two goals as the Sharks defeated the Capitals 4-2. **Joe Thornton**, who was honored before the game for reaching 1000 career NHL assists, had a goal and an assist. **Jannik Hansen** made his debut as a Shark and had an assist and 5 hits.
- On **Jan. 22, 2019**, **Evander Kane's** game-winning goal in the third period was just the third time in franchise history the Sharks have scored at 19:59 in the third to force overtime.
- On **Jan. 5, 2020**, **Evander Kane** registered his second hat trick of the season, all of which came in the second period. He joined only Joe Pavelski (2013-14) in which he scored multiple hat tricks in a single season with both instances occurring in one period of play.



Marc-Edouard Vlasic

WINNIPEG JETS




SHARKS vs. JETS

For the all-time record, [click here](#)
For all-time season-by-season records, [click here](#)

Winnipeg Jets (2011-present)
Atlanta Thrashers (1999-2011)



Manitoba Moose
(AHL)



Norfolk Admirals
(ECHL)

[CLICK FOR 2023-24 HEAD-TO-HEAD RESULTS](#)

[CLICK FOR WINNIPEG'S ALL-TIME SERIES LEADERS](#)

FAST FACTS

Last SJS Win:
Dec. 12, 2023 (SJS 2 vs. WPG 1)
Last SJS Overtime Win:
Mar. 6, 2023 (SJS 3 at WPG 2)
Last SJS Shootout Win:
None
Last SJS Shutout:
Mar. 28, 2023 (SJS 3 vs. WPG 0; James Reimer)
Last SJS Home Win:
Dec. 12, 2023 (SJS 2 vs. WPG 1)
Last SJS Road Win:
Mar. 6, 2023 (SJS 3 at WPG 2 [OT])
Most Goals by SJS:
5, 6 times, MR: Mar. 12, 2019 (SJS 5 at WPG 4)
Last SJS Hat Trick:
Jonathan Cheechoo, Mar. 22, 2007 (SJS 5 at ATL 1)
Last SJS Penalty Shot:
Melker Karlsson (Successful: Ondrej Pavelec)
Jan. 24, 2017 (SJS 4 at WPG 3)

Last WPG Win:
Feb. 14, 2024 (SJS 0 at WPG 1)
Last WPG Overtime Win:
Jan. 23, 2018 (SJS 4 vs. WPG 5)
Last WPG Shootout Win:
Nov. 10, 2013 (SJS 4 at WPG 5)
Last WPG Shutout:
Feb. 14, 2024 (SJS 0 at WPG 1; Connor Hellebuyck)
Last WPG Home Win:
Feb. 14, 2024 (SJS 0 at WPG 1)
Last WPG Road Win:
Jan. 4, 2024 (SJS 1 vs. WPG 2)
Most Goals by WPG:
6, Apr. 10, 2023 (SJS 2 at WPG 6)
Last WPG Hat Trick:
Nikolaj Ehlers, Dec. 20, 2018 (SJS 3 vs. WPG 5)
Last WPG Penalty Shot:
Jack Roslovic (Unsuccessful: Aaron Dell)
Nov. 27, 2019 (SJS 1 vs. WPG 5)

NOTES AND HIGHLIGHTS

- On **Jan 10, 2004**, the Sharks set a franchise record for most consecutive games recording a point at home (13, 8-0-3-2).
- On **Feb. 21, 2009**, **Jeremy Roenick** recorded his 700th career assist.
- On **Jan. 23, 2014**, along with scoring his 19th goal in 21 games, **Joe Pavelski** became the second player in Sharks history to score game-winning goals in three consecutive games and extended his point-scoring streak to four games (7g, 1a).
- On **Mar. 27, 2014**, **Joe Thornton** played in his 1,200th career game.
- On **Oct. 11, 2014**, **Alex Stalock** and the Sharks shutout the Jets 3-0 in the Sharks' home opener. On top of it being the first time the Sharks have started out the season with back-to-back shutouts, San Jose also became the 6th team in NHL history to start out the season with back-to-back shutouts. It was also the first time since November of 2006 that the Sharks had posted back-to-back shutouts with two different goalies (Evgeni Nabokov on Nov. 25 and Vesa Toskala on Nov. 28).
- On **Mar. 6, 2017**, **Joe Thornton** played in his 900th game as a Shark and registered his 1000th NHL assist in a 3-1 win over the Jets. **Joe Pavelski** scored a pair of goals, while **Mikkel Boedker** scored the eventual game winner on a shorthanded breakaway goal.
- On **Dec. 20, 2018**, **Joe Thornton** tied Marcel Dionne (1,040) for 10th on the NHL's all-time assist list.
- On **Feb. 5, 2019**, **Joe Pavelski** became just the second Sharks skater to score the overtime goal while shorthanded (Alyn McCauley, 11/2/05 vs NSH; 3-2 OTW). It also was the first instance in franchise history where the Sharks scored the overtime goal in three consecutive games and won.
- On **Feb. 5, 2019**, **Pete DeBoer** logged his 300th game as head coach of the Sharks.
- On **Apr. 10, 2023**, **Erik Karlsson** recorded his 100th career point (goal) to become the sixth defenseman in league history to achieve 100 points in a season. It was the second 100-point season by a Shark in regular season history, joining Joe Thornton. **Tristen Robins** made his NHL debut.
- On **Feb. 14, 2024**, **Mario Ferraro** appeared in his 300th NHL career game.

SAN JOSE BARRACUDA



2024-2025

MEDIA GUIDE



SAN JOSE BARRACUDA

2024-25

SCHEDULE

OCTOBER 2024

SAT	10/12/24	@	ONTARIO	6:00 PM
SUN	10/13/24	@	ONTARIO	3:00 PM
SAT	10/19/24	VS	IOWA	7:00 PM
SUN	10/20/24	VS	IOWA	3:00 PM
WED	10/23/24	@	HENDERSON	7:00 PM
FRI	10/25/24	@	HENDERSON	11:00 AM
WED	10/30/24	VS	COACHELLA VALLEY	7:00 PM

NOVEMBER 2024

SAT	11/02/24	@	IOWA	4:00 PM
SUN	11/03/24	@	IOWA	1:00 PM
SAT	11/09/24	VS	COLORADO	6:00 PM
SUN	11/10/24	VS	COLORADO	3:00 PM
WED	11/13/24	VS	SAN DIEGO	7:00 PM
SAT	11/16/24	VS	CALGARY	6:00 PM
SUN	11/17/24	VS	CALGARY	3:00 PM
SAT	11/23/24	@	TORONTO	1:00 PM
SUN	11/24/24	@	TORONTO	1:00 PM
FRI	11/29/24	VS	ABBOTSFORD	7:00 PM
SAT	11/30/24	VS	ABBOTSFORD	6:00 PM

DECEMBER 2024

WED	12/04/24	VS	SAN DIEGO	7:00 PM
SAT	12/07/24	VS	COACHELLA VALLEY	6:00 PM
SUN	12/08/24	VS	COACHELLA VALLEY	3:00 PM
THU	12/12/24	@	COACHELLA VALLEY	7:00 PM
SAT	12/14/24	@	SAN DIEGO	6:00 PM
SUN	12/15/24	@	ONTARIO	5:00 PM
WED	12/18/24	@	COACHELLA VALLEY	7:00 PM
FRI	12/20/24	@	BAKERSFIELD	7:00 PM
SAT	12/21/24	VS	BAKERSFIELD	6:00 PM
SAT	12/28/24	@	HENDERSON	1:00 PM
SUN	12/29/24	@	HENDERSON	1:00 PM

HOME

AWAY

JANUARY 2025

WED	01/01/25	@	SAN DIEGO	7:00 PM
SAT	01/04/25	VS	COLORADO	6:00 PM
SUN	01/05/25	VS	COLORADO	3:00 PM
FRI	01/10/25	VS	BAKERSFIELD	7:30 PM
SAT	01/11/25	@	BAKERSFIELD	7:00 PM
SAT	01/18/25	@	ABBOTSFORD	7:00 PM
SUN	01/19/25	@	ABBOTSFORD	4:00 PM
WED	01/22/25	VS	COACHELLA VALLEY	7:00 PM
SAT	01/25/25	VS	TORONTO	2:00 PM
SUN	01/26/25	VS	TORONTO	3:00 PM
FRI	01/31/25	VS	HENDERSON	7:30 PM

FEBRUARY 2025

SAT	02/01/25	VS	HENDERSON	6:00 PM
FRI	02/07/25	VS	TUCSON	7:30 PM
SAT	02/08/25	VS	TUCSON	2:00 PM
TUE	02/11/25	@	COLORADO	6:05 PM
WED	02/12/25	@	COLORADO	6:05 PM
SAT	02/15/25	@	BAKERSFIELD	7:00 PM
SUN	02/16/25	@	SAN DIEGO	5:00 PM
WED	02/19/25	VS	ONTARIO	7:00 PM
SAT	02/22/25	@	ONTARIO	6:00 PM
SUN	02/23/25	@	COACHELLA VALLEY	3:00 PM
WED	02/26/25	VS	BAKERSFIELD	7:00 PM

MARCH 2025

SAT	03/01/25	VS	HENDERSON	6:00 PM
SUN	03/02/25	VS	HENDERSON	3:00 PM
WED	03/05/25	VS	SAN DIEGO	7:00 PM
FRI	03/07/25	@	ABBOTSFORD	7:00 PM
SAT	03/08/25	@	ABBOTSFORD	7:00 PM
SAT	03/15/25	@	TUCSON	7:00 PM
SUN	03/16/25	@	TUCSON	4:00 PM
WED	03/19/25	VS	SAN DIEGO	10:30 AM
SAT	03/22/25	@	BAKERSFIELD	7:00 PM
SUN	03/23/25	VS	BAKERSFIELD	5:00 PM
WED	03/26/25	@	SAN DIEGO	7:00 PM
FRI	03/28/25	VS	ABBOTSFORD	7:30 PM
SAT	03/29/25	VS	ABBOTSFORD	3:00 PM

APRIL 2025

WED	04/02/25	VS	ONTARIO	7:00 PM
FRI	04/04/25	@	COLORADO	6:05 PM
SAT	04/05/25	@	COLORADO	6:05 PM
WED	04/09/25	@	COACHELLA VALLEY	7:00 PM
FRI	04/11/25	VS	ONTARIO	7:30 PM
SAT	04/12/25	VS	ONTARIO	6:00 PM
FRI	04/18/25	@	CALGARY	12:00 PM
SUN	04/20/25	@	CALGARY	12:00 PM

PRESENTED BY



*ALL START TIMES ARE PACIFIC TIME

SAN JOSE BARRACUDA FRONT OFFICE



Tech CU Arena
1500 S 10th St.
San Jose, CA 95112
(408) 287-7070; (800) 366-4423

SJBARRACUDA.COM
FACEBOOK.COM/SJBARRACUDA
TWITTER: @SJBARRACUDA
INSTAGRAM: @SJBARRACUDA

SAN JOSE BARRACUDA FRONT OFFICE

EXECUTIVE STAFF

President/SVP Governor..... Jon Gustafson
General Manager/Alternate Governor..... Joe Will
Vice President, Business Operations..... James Collins

COMMUNICATIONS & BROADCASTING

Sr. Broadcast and Public Relations Manager Nick Nollenberger

CORPORATE PARTNERSHIPS

Corporate Fulfillment Specialist..... Itzel Medina
Account Executive, Corporate Sales & Service..... Ben Conroy

MARKETING AND FAN DEVELOPMENT

Director of Marketing and Communications..... Kayleigh Schmidt
Digital Marketing Coordinator Ryan Ellis
Producer..... Carlos Gonzalez
Graphic Designer..... Steven Quintero
Junior Graphic Designer Sophie Gutman

GAME OPERATIONS

Operations Coordinator..... Shaelynn Smith

TICKETING

Manager, Sales & Service..... Mason Wilks
Account Service Executive..... Daniel Fruzzetti
Account Service Executive..... Zack Curran
Account Service Executive..... Stef Cruccas
Account Service Executive..... Alexis Salinas

HOCKEY OPERATIONS

General Manager..... Joe Will
Head Coach John McCarthy
Assistant Coach Kyle Hagel
Assistant Coach Louis Mass
Video Coach & Hockey Operations Coordinator Eric Pinsky
Director of Goaltending Evgeni Nabokov
Player Development Coach..... Mike Ricci
Player Development Coach..... Patrick Marleau
Player Development Coach..... Luca Sbisa
Player Development Coach..... Tommy Wingels
Head Athletic Trainer Jaime Garcia
Assistant Athletic Trainer..... Emi Takahashi
Head Equipment Manager..... Tim Leroy
Assistant Equipment Manager..... Josh Woodard
Strength and Conditioning Coach Rachel Llanes

SAN JOSE BARRACUDA BIOS



JON GUSTAFSON

President/SVP Governor

Jon Gustafson is Senior Vice President of SAP Center at San Jose & Sharks Ice, LLC and serves as the Governor for the San Jose Barracuda of the American Hockey League (AHL).

In his role at SAP Center, Gustafson oversees all areas of building operation including facility engineering, technical services, building services, guest services, merchandise, food and beverage operations, and more. Gustafson has been with Sharks Sports & Entertainment (SSE) for nearly 25 years, having also served as Vice President of SSE's public ice facilities (Sharks Ice at San Jose, Sharks Ice at Fremont, and the Oakland Ice Center), and Vice President of the Worcester Sharks.

In his time as General Manager of the public ice facilities, Gustafson played a significant role in growing the game of hockey throughout the Bay Area. This growth is exemplified in the vision and planning behind multiple expansions of the Sharks Ice at San Jose facility, which went from a two-rink complex, to four rinks, to, most recently, a six-rink complex featuring the state-of-the-art, 4,500 seat Tech CU Arena that opened in time for the 2022-23 AHL season. This most recent expansion project makes Sharks Ice at San Jose the largest ice facility in North America at over 400,000 sq ft.

Additionally, Gustafson is responsible for expanding the Sharks Ice Brand to both Fremont, Calif. and Oakland, Calif. adding a 1-rink facility in Fremont (Sharks Ice at Fremont) and a 2-rink facility in Oakland. Gustafson is also currently leading significant discussions to expand the Sharks Ice brand into Gilroy, Calif.

Furthermore, Gustafson started the Jr. Sharks Youth hockey program at Sharks Ice at San Jose in 2000.

With the AHL, Gustafson helped grow the League exponentially. After being named Vice President of the Worcester Sharks in 2013-14, Gustafson became the franchise's representative on the AHL's Board of Governors. In 2017, he joined the AHL's Executive Committee and, in 2019, was voted Chair of the AHL Executive Committee.

In 2015, Gustafson's leadership helped guide the birth of the AHL's Pacific Division, which saw six teams relocate from the East Coast to California, including the Worcester franchise to San Jose which was renamed as the Barracuda. Currently there are 10 teams in the Pacific Division.

In 2021, Gustafson was recognized by the AHL with the Thomas Ebright Award, presented annually to one AHL executive who has made outstanding career contributions to the League.

Early in his career, Gustafson served as General Manager and Vice President of Operations for the San Jose Rhinos of Roller Hockey International (RHI). The team, which played its home games at SAP Center, won the Murphy Cup as league champions in 1995 and Gustafson was named RHI "Executive of the Year" in 1999.

A former goaltender, Gustafson spent five seasons playing with various teams in the AHL, ECHL, CHL, WCHL and IHL. On April 15, 1992, he dressed as the back-up goaltender to Grant Fuhr for the Toronto Maple Leafs at Maple Leaf Gardens in a 4-2 win over the New York Rangers. The Fort Frances, Ontario native also played collegiately for four seasons at Colorado College earning a BA in Economics with a minor in Biology.

Jon and his wife Staci have two sons Luke (18) and Jake (16) and reside in San Jose.



JOHN MCCARTHY

Head Coach

In 2024-25, John McCarthy enters his third season as the head coach of the Barracuda. He was named to the role on May 18, 2022, replacing Roy Sommer who served as the head coach of the Sharks' top affiliate for 24 seasons.

On Dec. 27, 2019, McCarthy made his coaching debut with the Barracuda as an assistant against the Stockton Heat after announcing his retirement from pro hockey earlier in the day. On Dec. 10, McCarthy suffered an Ischemic stroke due to a previously undetected hole in his heart. Following swift medical attention from the team's medical staff and the physicians at Kaiser Permanente, McCarthy was stabilized and has made a complete recovery.

In 2019-20, McCarthy was named the winner of the Fred T. Hunt Memorial Award, which is given to the AHL player who best exemplifies the qualities of sportsmanship, determinations and dedication to hockey.

McCarthy, who was selected by the Sharks in the seventh round of the 2006 NHL Draft, holds all major Barracuda franchise records including games played (275), goals (62), assists (76), points (138), and shorthanded goals (5). He served as Barracuda team captain from 2016-20 and also served as team captain for the Worcester Sharks for the 2012-13 season.

In 577 career AHL games with Worcester, Chicago, and San Jose, he has collected 297 points (130 goals, 167 assists), 233 penalty minutes and a plus-62 rating. He also posted 11 points (three goals, eight assists) in 27 playoff games with the Barracuda over a four-year stretch before his retirement.

In addition, McCarthy skated in 88 NHL games with the Sharks between 2009-2016, accumulating six points (three goals, three assists) and 22 penalty minutes.

In total, McCarthy appeared in 640 regular season games with San Jose's NHL and AHL franchises. In 2018, McCarthy was selected to the United States Men's Olympic Ice Hockey Team, appearing in five games at the Pyeongchang Olympics.

Prior to his professional career, McCarthy spent four seasons at Boston University where he won a 2009 National Championship as one of the team's co-captains.

John resides in San Jose with his wife Aaron and son Jack.

SAN JOSE BARRACUDA BIOS

**KYLE HAGEL****Assistant Coach**

Hagel enters his third season as an assistant coach with the San Jose Barracuda in 2024-25. He spent the previous five seasons as an assistant coach with the Seattle Thunderbirds of the WHL after a nine-year pro-playing career between the ECHL and AHL. Hagel, who played mostly left-wing as a player, spent four years at Princeton before beginning his pro career. During his nine seasons as a professional, he spent time with the AHL's Rockford IceHogs, Peoria Rivermen, Hamilton Bulldogs, Portland Pirates, and Charlotte Checkers, amassing 43 points (15 goals, 28 assists) and 1,001 penalty minutes in 373 games. In the ECHL, he skated in 80 games between the Fresno Falcons, Reading Royals and Las Vegas Wranglers, totaling 28 points (14 goals, 14 goals).

The native of Hamilton, Ontario, won the 2015 Yanick Dupre Memorial Award, which is given out annually to the AHL's man of the year for service to his local community.

Kyle resides in San Jose with his wife Jes and kids Liv and Macx.

**LOUIS MASS****Assistant Coach**

Mass enters his third season as an assistant coach with the San Jose Barracuda in 2024-25. Outside of the AHL, Mass has 13 years of coaching experience between the ECHL, NCAA and WHL. Before joining the Barracuda prior to the 2022-23 season, the Anchorage, Alaska native spent the prior four years with the Everett Silvertips, where he served as an associate coach in 2021-22 and the three prior years as an assistant. While in Everett, Mass, who worked predominantly with the defense corps, helped the Silvertips become one of the stingiest teams in the entire Canadian Hockey League. Before his time in Everett, he coached four seasons as an assistant coach at the University of Alaska-Anchorage and the five campaigns before that as an assistant coach with the ECHL's Alaska Aces.

Mass, who was a defenseman as a player, skated four years in the USHL between the Rochester Mustangs and Lincoln Stars, winning a Clark Cup with Lincoln in 1997. After the USHL, he played four seasons at Bowling Green State University before turning pro. His pro career spanned five years in the ECHL with the Pensacola Ice Pilots, Pee Dee Pride, Louisiana IceGators and Alaska Aces, winning a Kelly Cup in 2006 with the Aces. In 312 ECHL games, he notched 51 points (nine goals, 42 assists), 452 penalty minutes and a plus-17 rating.

**ERIC PINSKY****Video Coach and Coordinator of Hockey Operations**

Pinsky, a native of San Jose and a former San Jose Jr. Shark, enters his third season with the Barracuda in 2024-25 after spending the last six years with the ECHL's Idaho Steelheads in various capacities. Most recently he served as the team's video coach during all home games and was even on the bench for select home games as part of his graduate program at Boise State in 2021-22.

Following his final year as a player with the Jr. Sharks 18U AAA, Pinsky would go on to play two games with the Aberdeen Wings in the NAHL in 2016-17 before playing four years of ACHA D II Hockey with the Broncos.

While at Boise State, Pinsky earned a master's degree in athletic leadership and a bachelor of arts with an emphasis in production. In his role with the Barracuda, he works hand-in-hand with head coach John McCarthy and his staff, assisting in various capacities, including cutting game clips, assisting with practice and more. Additionally, he books and organizes all team travel and lodging while on the road.

**TIM LEROY****Equipment Manager**

2024-25 will be Leroy's first as the head equipment manager of the Barracuda. He most recently served as the equipment manager for the U.S. National Sled Hockey Team during the 2023-24 season. Before his time with U.S. Hockey, Leroy spent 22 years as the head equipment manager for the NHL's Columbus Blue Jackets, a position he held from the franchise's inception in 2000 until his departure in 2022.

Prior to his tenure in Columbus, Leroy worked on the Florida Panthers' equipment staff from 1993 to 2000 and served as the head equipment manager for the IHL's Kansas City Blades from 1990 to 1993. The Blades, the top affiliate of the San Jose Sharks during his final two years with the team, won the Turner Cup as IHL Champions in the 1991-1992 season.

While working for the Blades, Leroy notably served as the team's backup goaltender for a game in Salt Lake City, while still performing his equipment duties, after Arturs Irbe was called up to the Sharks last minute and the team had no alternative solution.

Leroy began his equipment journey as a stick boy for the Western Michigan hockey team during junior high and later attended college at Western Michigan, where he volunteered with the IHL's Kalamazoo Wings.

Tim and his wife Angie have one son, Kolter, who is a goalie.

**JOSH WOODARD****Assistant Equipment Manager**

2024-25 will be Woodard's second as the assistant equipment manager of the Barracuda. A graduate of the University of Arizona, Woodard began his career in hockey on the sales side with the San Diego Gulls in 2019 before transitioning to a locker room assistant with the Gulls in 2022.

Before joining the Barracuda, Woodard spent a season in minor league baseball as the assistant clubhouse manager for the Inland Empire 66ers, Low-A Affiliate of the Los Angeles Angels.

Woodard is a native of Carlsbad, CA.

SAN JOSE BARRACUDA BIOS

**JAIME GARCIA****Head Athletic Trainer, Manager of Sports Medicine**

2024-25 will be Garcia's first as the head athletic trainer and manager of sports medicine of the Barracuda. Garcia most recently spent the last three seasons (2020-2023) with the AHL's Milwaukee Admirals as the team's assistant athletic trainer. Before his time in Milwaukee, he held the same role with the AHL's Rochester Americans for three seasons (2017-2020).

Prior to his tenure in the AHL, Garcia was the head athletic trainer for the ECHL's Allen Americans for three seasons (2014-2017), where the Americans served as the Sharks' AA affiliate for his final two years.

A native of Houston, TX, Garcia earned his Bachelor of Science from the University of Houston and his Master's in Athletic Training from Stephen F. Austin University.

Garcia will work closely with Mike Potenza who was named the Sharks' director of high performance in June of 2024.

**EMI TAKAHASHI****Assistant Athletic Trainer, Manager of Player Rehabilitation**

2024-25 will be Takahashi's third as the assistant athletic trainer of the Barracuda. She returned to the team in 2022-23 after serving as an intern athletic trainer during the 2016-17 season, the club's most successful year in franchise history. From 2019 to 2022, she worked at Dartmouth College in Hanover, NH, primarily assisting with the Women's Ice Hockey team, Lightweight Rowing team and Women's and Men's Squash teams.

Prior to her time with the Big Green, the native of Osaka, Japan, worked for USA Hockey (U18 Woman's National Team, USA U18 Select Camp), Washington State University, the Portland Winterhawks of the Western Hockey League (WHL), the University of Washington Medical School and volunteered with the Japan Paralympic Wheelchair Basketball Team.

Takahashi has a bachelor of science in physical education, a master's of athletic training at Texas Tech, and a doctorate of athletic training from the University of Idaho.

**RACHEL LLANES****Strength and Conditioning Coach**

Llanes a native of San Jose and a graduate of Northeastern University where she played NCAA DI hockey for four years, enters her third season with the Barracuda in 2024-25.

Following her collegiate career, she would go on to play nine seasons of pro between the Boston Pride (National Woman's Hockey League), Kunlun Red Star/Shenzhen and KRS Vanke Rays (CWHL and Russian Woman's Hockey League). She was the first player in history to win a Championship in all three professional leagues. In 2022, Llanes represented China at the Olympic Games in Beijing, China and also served as the team's strength and conditioning coach. In 2023 she played for Team China at the Woman's IIHF World Championships in Shenzhen, China, collecting a pair of assists in five games.

Her training background began in 2013, as she served as the strength and conditioning coach for Dan Boothby Performance Training, which serves various prep and collegiate programs in the Boston area, along with current NHL players and prospects. While still working for Dan Boothby Performance Training, Llanes assisted the Buckingham Browne and Nicholas Prep School hockey programs. For the 2015-16 school year, she was a grad assistant strength and conditioning coach for Northeastern University Athletics, and from 2016-17, she was the head strength and conditioning coach and assistant coach for the New England Hockey Club (Junior Woman's Hockey League). From 2015-17, she was the head strength coach and on ice development coach/evaluator for Massachusetts Hockey Development under the umbrella of the USA Hockey. Since 2014, she has also owned her own performance training company, Train Perform Repeat. She still manages and coaches Chinese National Team players who are based out of North America.

**NICK NOLLENBERGER****Sr. Broadcast & Public Relations Manager**

Nollenberger aka "Nolly" returns for his ninth season as the Sr. Broadcast & Public Relations Manager for the Sharks top affiliate in 2024-25. During this time, he has called over 500 games at the AHL level. On November 11, 2023, in Anaheim, he made his NHL regular-season debut on the radio, filling in for the longtime voice of the Sharks, Dan Rusanowsky, who was inducted into the Hockey Hall of Fame.

In addition to his duties with the Barracuda, Nollenberger serves as a television analyst during select Sharks broadcasts on NBC Sports California and was the rink-side reporter for the 2024 AHL All-Star game on the NHL Network. He also does play-by-play for all Barracuda telecasts on NBCSCA.

A San Jose Jr. Sharks alum, Nolly was the Director of Broadcast and Media Relations for the Odessa Jackalopes of the North American Hockey League (NAHL) before joining the Barracuda. Prior to Odessa, he served as the assistant director of broadcast and media relations for the Kannapolis Intimidators, the Class 'A' affiliate of the Chicago White Sox.

The Santa Cruz, CA native graduated from the University of Arizona in 2014 with a degree in Broadcast Journalism. While at the University of Arizona, he served as the radio voice of the school's hockey team for parts of three seasons and called games for the school's basketball, football, and baseball teams.

In addition to his work with the Barracuda, Nollenberger has called multiple NHL preseason games for the Sharks and various sports on the Pac-12 Network, NBC Sports Bay Area, and the Mountain West Network.

Nick can be heard throughout the Barracuda season on AHLTV, at sjbarracuda.com/listen, and on the Sharks + SAP Center App.

TECH CU ARENA



Tech CU Arena opened in August of 2022 and is the crown jewel of a 200,000 square foot expansion of the Sharks Ice at San Jose public skating facility.

Tech CU Arena has a capacity of 4,200 and included training facilities and executive office space for the Barracuda, an in-arena video board and LED display, 12 premium suites, eight loge boxes, one theatre suite, a 46-person party deck, three bar locations including one at ice level, seven food concession stations, a press room and press box and two team merchandise stores.

In January 2020, the San Jose City Council unanimously approved the 200,000 square-foot expansion of Sharks Ice at San Jose, adding two additional recreational ice sheets to the facility, increasing the building's total ice sheets to six and doubling the facility's footprint to just under 400,000 square feet.

The Barracuda played its first seven season in San Jose at the SAP Center at San Jose.



2023-24 AHL DIVISIONAL ALIGNMENT

EASTERN CONFERENCE

WESTERN CONFERENCE

ATLANTIC DIVISION



Bridgeport Islanders (NYI)



Charlotte Checkers (FLA)



Hartford Wolf Pack (NYR)



Hershey Bears (WSH)



Lehigh Valley Phantoms (PHI)



Providence Bruins (BOS)



Springfield Thunderbirds (STL)



Wilkes-Barre/Scranton Penguins (PIT)

CENTRAL DIVISION



Chicago Wolves (CAR)



Grand Rapids Griffins (DET)



Iowa Wild (MIN)



Manitoba Moose (WPG)



Milwaukee Admirals (NSH)



Rockford IceHogs (CHI)



Texas Stars (DAL)

NORTH DIVISION



Belleville Senators (OTT)



Cleveland Monsters (CBJ)



Laval Rocket (MTL)



Rochester Americans (BUF)



Syracuse Crunch (TBL)



Toronto Marlies (TOR)



Utica Comets (NJD)

PACIFIC DIVISION



Abbotsford Canucks (VAN)



Bakersfield Condors (EDM)



Calgary Wranglers (CGY)



Coachella Valley Firebirds (SEA)



Colorado Eagles (COL)



Henderson Silver Knights (VGK)



Ontario Reign (LAK)



San Diego Gulls (ANA)



San Jose Barracuda (SJS)



Tucson Roadrunners (ARI)

>> SAN JOSE SHARKS << AFFILIATE HISTORY



KANSAS CITY BLADES
(IHL) 1991 - 1996



KENTUCKY THOROUGHBLADES
(AHL) 1996 - 2001



CLEVELAND BARONS
(AHL) 2001 - 2006



WORCESTER SHARKS
(AHL) 2006 - 2015



SAN JOSE BARRACUDA
(AHL) 2015 - PRESENT

2023-24 AHL STANDINGS

ATLANTIC DIVISION	GP	W	L	OTL	SOL	PTS	PTS%	GF	GA	PIM
y - Hershey Bears	72	53	14	0	5	111	229	151	719	1,002
x- Providence Bruins	72	42	21	6	3	93	239	208	856	775
x - Wilkes-Barre/Scranton Penguins	72	39	24	8	1	87	211	194	830	939
x - Charlotte Checkers	72	39	26	7	0	85	217	203	812	913
x- Hartford Wolf Pack	72	34	28	7	3	78	204	219	1064	841
x - Lehigh Valley Phantoms	72	32	31	6	3	73	191	217	1091	947
Springfield Thunderbirds	72	30	37	3	2	65	226	244	947	983
Bridgeport Islanders	72	25	38	7	2	59	162	222	778	860

NORTH DIVISION	GP	W	L	OTL	SOL	PTS	PTS%	GF	GA	PIM
y - Cleveland Monsters	72	40	24	5	3	88	233	238	912	934
x - Rochester Americans	72	39	23	7	3	88	234	239	743	1,086
x - Syracuse Crunch	72	39	24	4	5	87	220	203	895	802
x - Belleville Senators	72	38	28	3	3	82	209	211	1035	773
x - Toronto Marlies	72	34	26	10	2	80	249	220	1045	940
Utica Comets	72	32	29	5	6	75	221	226	809	846
Laval Rocket	72	33	31	6	2	74	235	242	1127	1,186

CENTRAL DIVISION	GP	W	L	OTL	SOL	PTS	PTS%	GF	GA	PIM
y - Milwaukee Admirals	72	47	22	2	1	97	238	193	950	777
x - Grand Rapids Griffins	72	37	23	8	4	86	208	202	763	810
x - Rockford IceHogs	72	39	26	5	2	85	215	208	864	931
x - Texas Stars	72	33	33	4	2	72	234	240	671	948
x - Manitoba Moose	72	34	35	2	1	71	225	243	938	935
Iowa Wild	72	27	37	4	4	62	184	245	970	811
Chicago Wolves	72	23	35	7	7	60	192	253	998	736

PACIFIC DIVISION	GP	W	L	OTL	SOL	PTS	PTS%	GF	GA	PIM
y- Coachella Valley Firebirds	72	46	15	6	5	103	252	182	794	1,083
x - Tucson Roadrunners	72	43	23	4	2	92	222	214	1280	1,098
x - Ontario Reign	72	42	23	3	4	91	231	198	936	1,000
x - Colorado Eagles	72	40	25	5	2	87	234	210	781	969
x - Abbotsford Canucks	72	40	25	5	2	87	215	195	1029	983
x - Bakersfield Condors	72	39	27	4	2	84	223	202	912	794
x - Calgary Wranglers	72	35	28	6	3	79	203	212	1015	1,271
Henderson Silver Knights	72	28	36	3	5	64	190	243	748	1,216
San Diego Gulls	72	26	35	10	1	63	216	245	931	930
San Jose Barracuda	72	24	34	10	4	62	220	260	1015	1,109

y - won division
x - clinched playoff spot

BARRACUDA TEAM AWARDS



Shakir Mukhamadullin

TEAM MVP

SEASON	WINNER
2015-16	Ryan Carpenter
2016-17	Troy Grosenick
2017-18	Antoine Bibeau
2018-19	Alex True
2019-20	Maxim Letunov
2020-21	Alex True
2021-22	John Leonard
2022-23	Andrew Agozzino
2023-24	Shakir Mukhamadullin

ROOKIE OF THE YEAR

SEASON	WINNER
2015-16	Nikolay Goldobin
2016-17	Danny O'Regan
2017-18	Rudolfs Balcers
2018-19	Josef Korenar
2019-20	Joachim Blichfeld
2020-21	Brinson Pasichnuk
2021-22	Nick Cicek
2022-23	William Eklund
2023-24	Ethan Cardwell

ROY SOMMER MOST INSPIRATIONAL AWARD

SEASON	WINNER
2016-17	John McCarthy
2017-18	John McCarthy
2018-19	Jeffrey Viel
2019-20	Manuel Wiederer
2020-21	Brandon Coe
2021-22	Adam Raska
2022-23	Patrick Sieloff
2023-24	Scott Sabourin

HARD HAT AWARD

SEASON	WINNER
2022-23	Ozzy Wiesblatt
2023-24	Anthony Vincent

PROSPECT OF THE YEAR

SEASON	WINNER
2023-24	Shakir Mukhamadullin

PLUS-MINUS LEADER

SEASON	WINNER
2015-16	Ryan Carpenter (+20)
2016-17	Joakim Ryan (+27)
2017-18	John McCarthy (+8)
2018-19	Jake Middleton, Alex True, Kyle Wood (+16)
2019-20	Trevor Carrick (+17)
2020-21	Nicolas Meloche, Jaycob Megna (+8)
2021-22	Evander Kane (+3)
2022-23	Patrick Sieloff (+10)
2023-24	Ethan Frisch (+17)

AMERICAN HOCKEY LEAGUE AWARDS



Troy Grosenick

YANICK DUPRE MEMORIAL AWARD

SEASON	WINNER
2015-16	Ryan Carpenter (Yanick Dupre Memorial Award)

ALDEGE 'BAZ' BASTIEN AWARD

SEASON	WINNER
2016-17	Troy Grosenick

DUDLEY 'RED' GARRETT AWARD

SEASON	WINNER
2016-17	Danny O'Regan

LOUIS A.R. PIERI AWARD

SEASON	WINNER
2016-17	Roy Sommer

PACIFIC DIVISION CHAMPIONSHIPS

SEASON	RECORD
2016-17	43-16-4-5

WESTERN CONFERENCE REGULAR SEASON CHAMPIONSHIPS

SEASON	RECORD
2016-17	43-16-4-5

AHL SPECIALTY MAN OF THE YEAR NOMINEES

SEASON	WINNER
2015-16	Ryan Carpenter
2016-17	Troy Grosenick
2017-18	Antoine Bibeau
2018-19	Antoine Bibeau
2019-20	Manuel Wiederer
2021-22	Nick Nollenberger (Broadcaster)
2022-23	Andrew Agozzino
2023-24	Ethan Cardwell

AHL ALL-STAR TEAMS

SEASON	WINNER
2016-17	Troy Grosenick (First Team) Tim Heed (Second Team) Danny O'Regan (All-Rookie Team)

AHL ALL-STAR CLASSIC SELECTIONS

SEASON	WINNER
2016-17	Barclay Goodrow, Ryan Carpenter
2017-18	Troy Grosenick, Danny O'Regan
2018-19	Antoine Bibeau, Rudolfs Balcers
2019-20	Jake Middleton, Francis Perron, Josef Korenar
2020-21	Joachim Blichfeld
2021-22	No All-Star Classic
2022-23	Thomas Bordeleau
2023-24	Shakir Mukhamadullin, Danil Gushchin

2023-24 IN REVIEW



In 2023-24, the Barracuda set a franchise record by deploying 53 players, including a record 39 forwards and 20 defensemen. Of the 52, 36 were in their first full season within the organization, and nine of the 53 were drafted by the Sharks. Twelve were acquired via trade, 11 made their AHL debuts during the season, and 23 were considered rookies.

Of the 20 players who were in the lineup for the Barracuda on opening night in October, 15 remained on the roster at the end of the year. Sixteen different players spent time between the Barracuda and the Sharks, and three made their NHL debuts during this past year (**Magnus Chrona**, **Shakir Mukhamadullin**, **Georgi Romanov**).

The Barracuda finished the year with a record of 24-34-10-4, earning 62 points (AHL: T-29th, WC: T-15th, PAC: 10th) and were held out of the postseason for the third consecutive year.

Star Bright: Although the AHL is a national league, spanning over two countries, 15 states, and five provinces, teams can be quite regional, only going out of their division on a handful of occasions. For context, the Barracuda played the Charlotte Checkers in 2023-24, the first-ever meeting against an Eastern Conference opponent in the team's nine-year history. The AHL All-Star Game and Skills Competition is the league's marquee event, broadcasted internationally on AHLTV.com, in the US on the NHL Network, and in Canada on TSN. It's the only chance for every team in the league to be represented by players and staff under the same roof. Tech CU Arena, the home of the Barracuda, was the perfect site for the event on Feb. 4-5, 2024. It was just the second time in the AHL's nearly 90-year history, and the first time since 2020 in Ontario, that the event was held in California. With the Barracuda's initial All-Star selection, **Danil Gushchin**, out with an injury, **Shakir Mukhamadullin** was added to the Pacific Division's roster days before. At the time, he was still up with the Sharks in the NHL. With inclement weather affecting flights all along the West Coast, several players were delayed getting into San Jose, including Mukhamadullin. After multiple flights, including an unscheduled layover in Los Angeles, Shak managed to make it to Tech CU Arena halfway through the Skills Competition on Sunday. After receiving a standing ovation from the home crowd, he jumped right into the breakaway competition and scored. The next night he'd help Team Pacific win the three-on-three All-Star Challenge.

The Gush is Loose: No one on the Barracuda finished hotter than sophomore forward **Danil Gushchin** who collected goals in his final four games, which included seven points during that span (4+3=7), and notched points in 11 of 12 (6+10=16) to wrap up the year with the Cuda (6+10=16). Despite playing in 11 fewer contests than he did in 2022-23, Gushchin recorded 11 more assists and nine more points in the AHL. He also surpassed his franchise record in shots (209) which ranked T-sixth in the AHL. The Yekaterinburg, Russia native's 0.96 points-per-game is the third-best in a single season in Barracuda history (minimum of 20 games). Among SJB skaters, he ranked first in shots, T-first in power-play goals (6), and game-winning goals (4), second in goals (20), and points (54), and T-third in assists (34). Named to the All-Star Game in February, Gushchin was unable to participate with an upper-body injury that held him out for 13 games. In addition to his 56 contests in the AHL, Gushchin skated in four games with the Sharks, posting two points (1+1=2). He was called up to the Sharks at the end of the year and played the team's final two games.

Todd's Time: In his first season with the Barracuda, **Nathan Todd** led the team in scoring (55) and assists (36), and ranked T-first in power-play goals (6), second in games played (69), points-per-game (.80), and shots (185), and third in goals (19). Todd, who tore his ACL last year while with the Springfield Thunderbirds, set career-highs in 2023-24 in games, goals, assists, points, power-play goals, and shots. On Feb. 2, he collected his 100th AHL point (goal) in a 2-1 win over the Abbotsford Canucks and three games later notched his first AHL hat trick in a 4-2 victory over the Bakersfield Condors. After notching just one goal and four assists through the first 15 games, Todd would go on to collect 18 points and 32 assists over his next 55 including two seven-game point streaks.

Coles Notes: In his first season with the Barracuda, **Cole Cassels** set career-highs in power-play goals (6) and shots (106). Additionally, he skated in the second-most games of his career (67), and notched the second-most goals (11), assists (34), and points (45). Among SJB skaters, he was T-first in power-play goals (6), T-third in assists (34), and third in points (45). On Feb. 21, he collected a pair of assists in a 4-5 loss at the Coachella Valley Firebirds and the first of the two helpers was his 200th AHL point.

Full Deck: **Ethan Cardwell** finished his rookie season with a team-high 23 goals and 71 games played. His 23 goals matched the most by a rookie in franchise history and his 71 games played matched the most played in a season by any player. The Courtice, Ontario native would have played all 72 games had it not been for his gear not making it on a team flight to Calgary in early November. Among AHL freshmen, he finished fourth in goals, T-fifth in shots (165), and T-ninth in points (43).

Jacked Up: On March 7, the Sharks acquired a 2024 third-round selection and defenseman **Jack Thompson** from the Tampa Bay Lightning in exchange for forward Anthony Duclair and San Jose's 2025 seventh-round selection. Thompson, who was an AHL All-Star this season with the Syracuse Crunch, finished his outstanding sophomore campaign first among AHL defenders in power-play points (24) and power-play assists (21), T-sixth in assists (35), and T-seventh in points (41). After the trade to San Jose, Thompson skated in 16 games with the Cuda, totaling nine points (1+8=9). In addition, he dressed in two games with the Sharks at the end of the season. The native of Courtice, Ontario, made his NHL debut with the Lightning on Jan. 6, 2024, at the Boston Bruins.

2022-23 IN REVIEW

Shak Attack: The Barracuda's Team MVP and Top Prospect, as voted on by the media, **Shakir Mukhamadullin** put together an outstanding first season in North America in 2023-24. The Ufa, Russia native made his NHL debut on Jan. 27 versus the Buffalo Sabres and two games later collected his first NHL assist in Anaheim against the Ducks. In February, he represented the Barracuda in San Jose at the 2024 AHL All-Star Classic presented by Tech CU. In 55 games with the Barracuda, he led all team defenders in scoring, assists, and shots.

Sabs Sizzling: The team's Most Inspirational Award winner, Scott Sabourin, did a little bit of everything for the Barracuda in 2023-24, his first in the organization. The 11-year pro set personal bests in games played (59), goals (18), penalty minutes (192), power-play goals (5), game-winning goals (3), and shots (140). Among Cuda skaters, he ranked first in PIMs, second in power-play goals, fourth in goals, and fifth in shots. In the AHL, he ranked third in penalty minutes (192) and minors (36).

Fresh Frisch: In his first season of pro, Ethan Frisch finished with a team-best plus-17 rating. On Jan. 16, the Moorehead, Minnesota native notched his first pro goal, which turned out to be the game-winner in a 3-0 victory versus the Calgary Wranglers. Frisch also dropped the gloves on three separate occasions, tying for the team lead in fighting majors among defenders, and ranked second in penalty minutes (41) among team rear-guards. After sitting out 16 of the team's first 24 games, Frisch became a regular in the lineup, skating in the final 46 of 47 to finish out the year.

Fil the Thrill: Sharks' 2022 first-rounder Filip Bystedt recorded seven points (4+3=7) in eight games with the Barracuda at the end of the year after finishing up his season in Sweden. The 20-year-old collected three points (2+1=3) in his AHL debut on April 3 in San Diego, becoming just the third player in franchise history to score three points and two goals in his AHL debut.

Trade Winds: The Sharks and Barracuda executed multiple trades this season that significantly impacted the Barracuda's roster:

November 8: The Sharks traded forward Adam Raska to the Minnesota Wild for defenseman Calen Addison. Before the deal, Raska had skated in seven games with the Barracuda and 110 over the last three seasons.

December 15: The Sharks dealt defenseman Nick Cicek and a 2024 sixth-rounder to the Vancouver Canucks in exchange for forward Jack Studnicka. Studnicka played in 17 games with the Sharks, collecting zero points, and 27 games with the Barracuda, scoring six goals and adding eight assists.

March 8: The Sharks traded defenseman Nikita Okhotiuk to the Flames for a conditional 2024 fifth-round pick. Okhotiuk played in five games with the Barracuda at the beginning of the year on a conditioning stint.

January 23: The Barracuda acquired forward Jordy Bellerive from the Lehigh Valley Phantoms for future considerations. On March 15, Bellerive was traded to the Syracuse Crunch for forward Joe Carroll.

March 8: The Sharks sent Barracuda captain Radim Simek to the Red Wings for forward Klim Kostin.

February: The Sharks terminated defenseman Leon Gawanke's contract, allowing him to return to his native Germany.

March 16: The Sharks loaned 2022 first-rounder Ozzy Wiesblatt to the Milwaukee Admirals for the remainder of the season.

December 11: The Barracuda signed veteran forward Kyle Rau to an AHL contract for the remainder of the season. Rau notched 30 points (7+23=30) in 48 games with the Barracuda.

Gone But Not Forgotten: On January 16, Sharks Sports & Entertainment and the San Jose Barracuda announced the sudden and shocking loss of Frank Torres, vice president of Barracuda business operations, who passed away suddenly on January 15 after a brief illness. Frank was an integral part of the Barracuda, overseeing all aspects of the team's business operations. His supportive and empowering leadership style gave his employees the tools and confidence to succeed. He was dedicated to the AHL, having spent 15 years in the league at three different stops. Frank's legacy and impact on those who knew him and worked for him will never be forgotten.

Three's Company: The Barracuda relied on three different goaltenders throughout the season: Magnus Chrona, Georgi Romanov, and Eetu Makiniemi. Chrona and Romanov played in three different leagues (NHL/AHL/ECHL) during the campaign. Romanov led the team in wins (9), save percentage (.904), and tied with Makiniemi in goals-against average (3.14). Despite playing in the fewest games of the bunch, Makiniemi led the goalie room in shutouts, including two in his final five games. On March 20, in relief, Makiniemi made a franchise-record 22 saves in the third period, leading to a 6-4 win.

FUTURE FISH



In 2023-24, the San Jose Sharks had 16 players on their roster that played in the AHL within San Jose's development system. Since the San Jose Sharks entered the National Hockey League in 1991, over 200 players split their seasons in the NHL and their top minor league affiliate. The following is a season-by-season list of players who've split their season between the Sharks' top minor league affiliate and San Jose.

Note: "GP" indicates the number of games played with the San Jose Sharks that season.

SAN JOSE BARRACUDA			2021-22	Pos.	GP	2019-20	Pos.	GP
2023-24	Pos.	GP	Jasper Weatherby	C	50	Dylan Gambrell	C	50
Ryan Carpenter	C	62	Ryan Merkley	D	39	Radim Simek	D	48
Justin Bailey	RW	59	Scott Reedy	C	35	Joel Kellman	C	31
Henry Thrun	D	51	Jeff Viel	LW	34	Noah Gregor	LW	28
Nikita Okhotiuk	D	43	Lane Pederson	C	29	Antti Suomela	C	20
Jacob MacDonald	D	34	Adin Hill	G	25	Lukas Radil	LW	14
Thomas Bordeleau	C	27	Sasha Chmelevski	C	19	Alexander True	C	12
Jack Studnicka	C	17	John Leonard	LW	14	Lean Bergmann	LW	12
Nikolai Knyzhov	D	10	Nick Merkley	C	9	Jake Middleton	D	10
Magnus Chrona	G	9	Santeri Hatakka	D	9	Danil Yurtaikin	RW	4
Jacob Peterson	C	6	Thomas Bordeleau	C	8	Maxim Letunov	C	3
Danil Gushchin	LW	4	Zach Sawchenko	G	7	Jonny Brodzinski	RW	3
Shakir Mukhamadullin	D	3	Adam Raska	RW	5	Joachim Blichfeld	RW	3
Scott Sabourin	RW	3	Jayden Halbgewachs	LW	3	Nikolai Knyzhov	D	3
Jack Thompson	D	2	Artemi Kniazhev	D	1	Trevor Carrick	D	3
Georgi Romanov	G	2	Alex Stalock	G	1	Dalton Proud	D	2
Oskar Lindblom	LW	1						
2022-23	Pos.	GP	2020-21	Pos.	GP	2018-19	Pos.	GP
Scott Harrington	D	28	John Leonard	LW	44	Lukas Radil	LW	36
Nikolai Knyzhov	D	12	Noah Gregor	C	30	Antti Suomela	C	27
Jacob Peterson	C/LW	11	Jeff Viel	LW	11	Rourke Chartier	C	13
Martin Kaut	RW	9	Kurtis Gabriel	RW	11	Dylan Gambrell	C	8
William Eklund	LW	8	Josef Korenar	G	10	Jake Middleton	D	3
Thomas Bordeleau	C	8	Alexander Barabanov	LW	9			
Derrick Pouliot	D	8	Frederick Handemark	C	8			
Andrew Agozzino	C	4	Alexander True	C	8	2017-18	Pos.	GP
Aaron Dell	G	4	Joel Kellman	C	7	Kevin Labanc	RW	77
Jeff Viel	LW	4	Nicolas Meloche	D	7	Joakim Ryan	D	62
Adam Raska	RW	3	Christian Jaros	D	7	Tim Heed	D	29
Tristen Robins	RW	3	Sasha Chmelevski	C	5	Marcus Sorensen	LW	32
Eetu Makiniemi	G	2	Joachim Blichfeld	RW	5	Danny O'Regan	C	19
Kyle Criscuolo	C	1	Stefan Noesen	RW	5	Ryan Carpenter	C	16
C.J. Suess	C	1	Ivan Chekhovich	LW	4	Paul Martin	D	14
			Brinson Pasichnuk	D	4			
			Alexei Melnichuk	G	3	2016-17	Pos.	GP
			Greg Pateryn	D	2	Kevin Labanc	RW	55
			Jake Middleton	D	1	Timo Meier	RW	34
			Lean Bergmann	RW	1	Marcus Sorensen	LW	19
						Ryan Carpenter	C	11
						Mirco Mueller	D	4
						Danny O'Regan	C	3
						Barclay Goodrow	RW	3
						Nikolay Goldobin	LW	2
						Tim Heed	D	1

FUTURE FISH

2015-16	Pos.	GP	2009-10	Pos.	GP	2001-02	Pos.	GP
Chris Tierney	C	79	Jamie McGinn	LW	59	Jeff Jillson	D	48
Melker Karlsson	C	65	Torrey Mitchell	C	56	Miikka Kiprusoff	G	20
Dylan DeMelo	D	45	Jason Demers	D	51	Hannes Hyvonen	RW	6
Matt Tennyson	D	29	Logan Couture	C	25	Steve Bancroft	D	5
Michael Haley	C	16	Benn Ferriero	C	24	Mike Craig	RW	2
Barclay Goodrow	RW	14	Derek Joslin	D	24	Vesa Toskala	G	1
Alex Stalock	G	13	Frazer McLaren	LW	23	KENTUCKY THOROUGHBREDS		
Mirco Mueller	D	11	Ryan Vesce	RW	9			
Nikolay Goldobin	LW	9	Dwight Helminen	C	4			
Bryan Lerg	C	6	John McCarthy	LW	4	2000-01	Pos.	GP
Ben Smith	RW	6	Steven Zalewski	C	3	Matt Bradley	RW	54
Ryan Carpenter	RW	1	Joe Callahan	D	1	Mark Smith	C	49
John McCarthy	C	1				Miikka Kiprusoff	G	20
WORCESTER SHARKS			2008-09	Pos.	GP	Steve Bancroft	D	5
			Jamie McGinn	LW	35	Vesa Toskala	G	1
			Brad Staubitz	RW	35			
2014-15	Pos.	GP	Derek Joslin	D	23	1999-00	Pos.	GP
Tomáš Hertl	C	82	Claude Lemieux	RW	18	Andy Sutton	D	40
Barclay Goodrow	RW	60	Tom Cavanagh	C	17	Scott Hannan	D	30
James Sheppard	C	57	Lukas Kaspar	LW	13	Brantt Myhres	LW	13
Melker Karlsson	C	53	Ryan Vesce	RW	10	Evgeni Nabokov	G	11
Chris Tierney	C	43	Riley Armstrong	RW	2	Shawn Heins	D	1
Mirco Mueller	D	39						
Matt Tennyson	D	27	2007-08	Pos.	GP	1998-99	Pos.	GP
Tyler Kennedy	C	25	Marc-Edouard Vlasic	D	82	Alexander Korolyuk	RW	55
Adam Burish	RW	20	Devin Setoguchi	RW	44	Steve Guolla	C	53
Taylor Fedun	D	7	Sandis Ozolinsh	D	39	Andy Sutton	D	31
Karl Stollery	D	5	Tomáš Plihal	LW	22	Brantt Myhres	LW	30
Daniil Tarasov	RW	5	Thomas Greiss	G	3	Andrei Zyuzin	D	25
Michael Haley	C	4	Lukas Kaspar	LW	3	Shawn Burr	LW	18
Eriah Hayes	RW	4	Dimitri Patzold	G	3	Jarrold Skalde	C	17
Troy Grosenick	G	2	Tom Cavanagh	C	1	Scott Hannan	D	5
Bryan Lerg	C	2	Mike Iggulden	C	1	Shawn Heins	D	5
Freddie Hamilton	C	1				Mike Craig	RW	1
			2006-07	Pos.	GP	Sean Gauthier	G	1
2013-14	Pos.	GP	Matt Carle	D	77			
Matt Nieto	LW	66	Steve Bernier	RW	62	1997-98	Pos.	GP
John McCarthy	C	36	Josh Gorges	D	47	Andrei Zyuzin	D	56
Bracken Kearns	LW	25	Joe Pavelski	C	46	Jarrold Skalde	C	22
Eriah Hayes	RW	15	Douglas Murray	D	35	Alexander Korolyuk	RW	19
Freddie Hamilton	C	11	Tomáš Plihal	LW	3	Rich Brennan	D	11
Matt Pelech	RW	6	Mathieu Darche	RW	2	Steve Guolla	C	7
						Niklas Andersson	LW	5
2012-13	Pos.	GP	CLEVELAND BARONS			Jason Muzzatti	G	1
Matt Irwin	D	38						
James Sheppard	C	32	2005-06	Pos.	GP	1996-97	Pos.	GP
Tim Kennedy	LW	13	Pat Rissmiller	LW	68	Shean Donovan	RW	73
Thomas Greiss	G	6	Josh Gorges	D	49	Steve Guolla	C	43
Matt Tennyson	D	4	Grant Stevenson	RW	47	Vlastimil Kroupa	D	35
Matt Pelech	RW	2	Steve Bernier	RW	39	Ville Peltonen	F	28
Alex Stalock	G	2	Vesa Toskala	G	37	Chris Tancill	RW	25
Bracken Kearns	C	1	Douglas Murray	D	34	Ray Whitney	LW	12
Frazer McLaren	LW	1	Ryane Clowe	LW	18	Chris LiPuma	D	8
Nick Petrecki	D	1	Nolan Schaefer	G	7	Wade Flaherty	G	7
			Matt Carkner	D	1	Jan Caloun	RW	2
2011-12	Pos.	GP				Iain Frazer	C	2
Justin Braun	D	66	2003-04	Pos.	GP	Jason Widmer	D	2
Andrew Murray	C	39	Jonathan Cheechoo	RW	66	Alexei Yegorov	RW	2
Benn Ferriero	RW	35	Jim Fahey	D	43			
Tommy Wingels	RW	33	Jeff Jillson	D	26			
John McCarthy	LW	10	Niko Dimitrakos	C	21			
Frazer McLaren	LW	7	Lynn Loyns	F	19			
			Jesse Fibiger	D	16			
2010-11	Pos.	GP	Rob Davison	D	15			
Jamie McGinn	LW	49	John Jakopin	D	12			
Justin Braun	D	38	Vesa Toskala	G	11			
John McCarthy	LW	37	Miroslav Zalesak	C	10			
Benn Ferriero	RW	33	Ryan Kraft	LW	7			
Andrew Desjardins	C	17	Chad Wiseman	LW	4			
Brandon Mashinter	LW	13						
Frazer McLaren	LW	9	2002-03	Pos.	GP			
Mike Moore	D	6	Niko Dimitrakos	C	68			
Tommy Wingels	RW	5	Todd Harvey	RW	47			
Alex Stalock	G	1	Christian Ehrhoff	D	41			
			Jim Fahey	D	15			
			Pat Rissmiller	LW	4			
			Lynn Loyns	F	2			
			Milan Michalek	LW	2			
			Miroslav Zalesak	C	2			
			Brad Boyes	RW	1			

FUTURE FISH

KANSAS CITY BLADES

1995-96

Pos. GP

Shean Donovan	RW	74
Viktor Kozlov	C	62
Chris Tancill	RW	45
Andrei Nazarov	LW	42
Ville Peltonen	F	31
Vlastimil Kroupa	D	27
Mike Rathje	D	27
Arturs Irbe	G	22
Jan Caloun	RW	11
Alexei Yegorov	RW	9
Geoff Sarjeant	G	4
Sergei Bautin	D	1

1994-95

Pos. GP

Mike Rathje	D	42
Michal Sykora	D	36
Andrei Nazarov	LW	26
Chris Tancill	RW	26
Viktor Kozlov	C	16
Shean Donovan	RW	14
Vlastimil Kroupa	D	14
Ilya Byakin	D	13
Dody Wood	LW	9
Vyacheslav Butsayev	C	6

1993-94

Pos. GP

Tom Pederson	D	74
Dale Craigwell	C	58
Jayson More	D	49
Mike Rathje	D	47
Vlastimil Kroupa	D	27
Mike Sullivan	C	26
Michal Sykora	D	22
Kip Miller	C	11
Jaroslav Otevrel	LW	9
Jeff McLean	C	6
Gary Emmons	C	3
David Bruce	LW	2
Andrei Nazarov	LW	1

1992-93

Pos. GP

Rob Gaudreau	RW	59
John Carter	LW	55
Tom Pederson	D	44
Robin Bawa	RW	42
David Williams	D	40
Ed Courtenay	RW	39
Arturs Irbe	G	36
Perry Berezan	C	28
Ray Whitney	LW	26
Michel Picard	LW	25
Brian Lawton	LW	21
Larry DePalma	LW	20
Lyndon Byers	LW	18
J.F. Quintin	LW	14
Pat MacLeod	D	13
Dody Wood	LW	13
Dean Kolstad	D	10
Dale Craigwell	C	8
Jaroslav Otevrel	LW	7
Mark Beaufait	C	5
Claudio Scremin	D	4
Wade Flaherty	G	1
Mikhail Kravets	RW	1

1991-92

Pos.

GP

Mike Sullivan	C	64
Jeff Odgers	RW	61
David Bruce	LW	60
David Williams	D	56
Jayson More	D	46
Pat MacLeod	D	37
Dale Craigwell	C	32
Jarmo Myllys	G	27
Mike Colman	D	15
Arturs Irbe	G	13
Claudio Scremin	D	13
Craig Coxe	C	10
Rick Lessard	D	8
J.F. Quintin	LW	8
Brian Hayward	G	7
Ed Courtenay	RW	5
Kevin Evans	LW	5
John Carter	LW	4
Wade Flaherty	G	3
Mikhail Kravets	RW	1
Peter Lappin	RW	1

ALL-TIME ROSTER								
RANK (PTS)	P	SKATER	YEARS	GP	G	A	PTS	PIM
1	L	John McCarthy	2015-2020	275	62	76	138	100
2	D	Jacob Middleton	2016-2021	228	16	53	69	273
3	L	Jeffrey Viel	2018-2023	212	45	48	93	398
4	C	Alexander True	2017-2021	203	59	69	128	106
5	L	Jayden Halbgewachs	2018-2022	203	55	67	122	52
6	D	Nick Desimone	2016-2021	190	26	65	91	61
7	D	Julius Bergman	2015-2018	189	16	45	61	137
8	R	Evan Weinger	2018-2022	186	36	38	74	61
9	R	Jonathon Martin	2015-2019	144	17	27	44	164
10	F	Maxim Letunov	2018-2021	139	36	47	83	44
11	D	Joakim Ryan	2015-2018	133	13	66	79	67
12	R	Brandon Coe	2020-2024	130	18	20	38	67
13	L	Joachim Blichfeld	2017-2022	130	52	47	99	50
14	R	Manuel Wiederer	2017-2020	126	21	23	44	62
15	L	Danil Gushchin	2021-2024	126	42	57	99	50
16	C	Nikita Jevpalovs	2015-2017	125	18	17	35	53
17	C	Ryan Carpenter	2015-2024	125	35	65	100	59
18	L	Adam Helewka	2015-2018	124	23	45	68	57
19	C	Sasha Chmelevski	2017-2022	122	35	53	88	77
20	D	Artemi Kniazev	2021-2023	121	12	44	56	87
21	C	Rourke Chartier	2015-2019	121	30	44	74	16
22	C	Barclay Goodrow	2015-2017	118	45	39	84	98
23	D	Jeremy Roy	2017-2020	113	9	28	37	52
24	D	Mirco Mueller	2015-2017	112	3	28	31	57
25	D	Cavan Fitzgerald	2017-2019	112	11	22	33	74
26	R	Adam Raska	2021-2024	110	9	16	25	182
27	D	Radim Simek	2017-2024	109	11	34	45	49
28	C	Tristen Robins	2020-2024	108	24	32	56	28
29	D	Nick Cicek	2021-2024	108	7	24	31	121
30	R	Nikolay Goldobin	2015-2017	106	36	49	85	34
31	D	Keaton Middleton	2018-2020	102	10	16	26	113
32	C	Thomas Bordeleau	2021-2024	102	33	36	69	50
33	G	Troy Grosenick	2015-2018	97	0	3	3	10
34	D	Patrick McNally	2015-2022	96	4	14	18	47
35	C	Danny O'Regan	2016-2018	94	30	53	83	22
36	C	Scott Reedy	2020-2023	93	28	20	48	22
37	D	Ryan Merkley	2018-2023	93	2	42	44	70
38	D	Nikolai Knyzhov	2019-2024	92	4	17	21	53
39	C	Ozzy Wiesblatt	2020-2024	85	11	18	29	63
40	L	Jake McGrew	2020-2022	84	16	14	30	36
41	D	Montana Onyebuchi	2021-2023	81	4	13	17	210
42	D	Nicolas Meloche	2019-2022	80	1	16	17	76
43	C	Zachary Gallant	2020-2022	78	4	14	18	103
44	G	Aaron Dell	2015-2023	78	0	2	2	18
45	G	Antoine Bibeau	2017-2019	78	0	3	3	2
46	G	Josef Korenar	2018-2021	75	0	3	3	4
47	D	Gus Young	2015-2018	73	3	15	18	67
48	D	Thomas Gregoire	2017-2020	72	7	26	33	31
49	C	Antti Suomela	2018-2021	71	12	23	35	22
50	D	Patrick Sieloff	2022-2023	71	1	13	14	77
51	C	Ethan Cardwell	2023-2024	71	23	20	43	52
52	D	Patrick Holway	2021-2023	70	4	10	14	92
53	L	Ivan Chekhovich	2017-2021	70	10	22	32	24
54	C	Nathan Todd	2023-2024	69	19	36	55	10
55	C	Dylan Gambrell	2018-2022	69	23	35	58	37
56	D	Kyle Wood	2018-2019	68	6	29	35	47
57	R	Trevor Parkes	2015-2016	68	18	23	41	73
58	R	Jeremy Langlois	2015-2016	68	12	22	34	26
59	D	Karl Stollery	2015-2016	67	6	18	24	65
60	D	Shakir Mukhamadullin	2022-2024	67	8	36	44	30
61	C	Luke Johnson	2022-2023	67	10	8	18	55
62	C	Cole Cassels	2023-2024	67	11	34	45	30

ALL-TIME ROSTER

RANK (PTS)	P	SKATER	YEARS	GP	G	A	PTS	PIM
63	L	Rudolfs Balcers	2017-2018	67	23	25	48	12
64	L	Marcus Sorensen	2016-2018	66	24	28	52	37
65	D	Tim Heed	2016-2018	65	15	46	61	18
66	C	Jasper Weatherby	2021-2023	64	8	13	21	63
67	L	Brandon Mashinter	2017-2018	64	11	18	29	37
68	F	Bryan Lerg	2015-2016	64	21	30	51	37
69	C	Tanner Kaspick	2023-2024	64	6	9	15	42
70	L	Francis Perron	2018-2019	63	18	29	47	26
71	C	Lean Bergmann	2019-2021	63	10	14	24	86
72	L	Andrew Agozzino	2022-2023	63	26	35	61	72
73	D	Ethan Frisch	2022-2024	62	1	16	17	41
74	D	Michael Brodzinski	2015-2019	61	2	8	10	46
75	R	Scott Sabourin	2023-2024	59	18	9	27	192
76	D	Valtteri Pulli	2023-2024	59	3	7	10	20
77	D	Jaycob Megna	2020-2022	58	4	14	18	32
78	R	Petter Emanuelsson	2015-2016	58	11	12	23	8
79	C	Colin Blackwell	2016-2017	57	4	7	11	24
80	L	Alex Gallant	2015-2017	56	1	2	3	248
81	C	Joel Kellman	2019-2022	54	13	28	41	18
82	L	William Eklund	2022-2023	54	17	24	41	43
83	R	Filip Sandberg	2017-2019	53	8	11	19	18
84	D	Dan Kelly	2016-2017	53	1	6	7	116
85	C	Kyle Topping	2020-2022	52	5	15	20	54
86	F	Tim Clifton	2016-2019	51	2	8	10	9
87	D	Darren Brady	2022-2023	50	3	6	9	33
88	D	Santeri Hatakka	2021-2023	49	3	11	14	24
89	C	Kyle Rau	2023-2024	48	7	23	30	18
90	C	Jacob Peterson	2022-2024	48	10	18	28	14
91	G	Alexei Melnichuk	2020-2022	48	0	0	0	4
92	L	Emerson Clark	2017-2018	48	9	8	17	130
93	D	Trevor Carrick	2019-2020	48	10	13	23	55
94	L	John Leonard	2020-2022	47	18	16	34	6
95	L	C.J. Suess	2022-2023	46	10	12	22	43
96	D	Mark Alt	2021-2022	46	3	5	8	20
97	C	Scott Timmins	2015-2016	45	4	7	11	14



Danil Gushchin

ALL-TIME ROSTER								
RANK (PTS)	P	SKATER	YEARS	GP	G	A	PTS	PIM
98	L	Brandon Bollig	2017-2018	45	8	2	10	68
99	L	Dillon Hamaliuk	2021-2022	44	3	6	9	37
100	C	Jonny Brodzinski	2019-2020	44	14	16	30	26
101	C	Lukas Radil	2018-2020	43	10	17	27	22
102	R	Nick Merkley	2021-2022	43	11	25	36	28
103	C	Noah Gregor	2017-2022	43	14	26	40	24
104	D	Brinson Pasichnuk	2020-2022	41	2	7	9	31
105	L	Oskar Lindblom	2023-2024	41	8	8	16	20
106	C	Micheal Haley	2015-2016	41	12	11	23	52
107	L	Matt Fonteyne	2018-2019	41	5	7	12	2
108	G	Eetu Makiniemi	2022-2024	40	0	1	1	0
109	D	Leon Gawanke	2023-2024	38	8	19	27	37
110	L	Danil Yurtaykin	2019-2020	37	2	15	17	12
111	D	Derrick Pouliot	2022-2023	37	4	21	25	46
112	R	Steenn Pasichnuk	2020-2022	37	3	0	3	58
113	L	Colby McAuley	2016-2019	36	4	6	10	36
114	F	Anthony Vincent	2022-2024	35	2	6	8	41
115	R	Alex Schoenborn	2015-2018	35	2	4	6	29
116	D	Robbie Russo	2020-2021	34	2	13	15	14
117	D	Mark Cundari	2015-2016	34	3	5	8	29
118	R	Buddy Robinson	2016-2017	33	10	9	19	53
119	R	Timo Meier	2016-2017	33	14	9	23	40
120	G	Zachary Sawchenko	2019-2022	32	0	0	0	2
121	D	William Riedell	2022-2023	32	2	3	5	48
122	C	Kyle Criscuolo	2022-2023	32	12	7	19	16
123	R	Max Veronneau	2022-2023	31	1	8	9	4
124	D	Cole Moberg	2021-2022	31	2	8	10	12
125	D	Artem Guryev	2023-2024	31	2	2	4	81
126	G	Magnus Chrona	2023-2024	31	0	0	0	0
127	G	Georgy Romanov	2023-2024	29	0	0	0	0
128	D	Roman Kinal	2022-2024	28	0	1	1	45
129	C	Jack Studnicka	2023-2024	27	6	8	14	12
130	R	Vincent Praplan	2018-2019	27	4	12	16	14
131	R	Zack Stortini	2016-2017	26	1	0	1	96
132	F	Bradley Marek	2023-2024	26	5	1	6	4
133	G	Mantas Armalis	2016-2017	24	0	0	0	0
134	L	Timur Ibragimov	2021-2022	23	1	1	2	4
135	R	T.J. Hensick	2018-2019	23	6	14	20	0
136	C	Lane Pederson	2021-2022	22	9	9	18	8
137	C	Krystof Hrabik	2020-2022	22	1	3	4	18
138	R	Kevin Labanc	2015-2018	21	7	16	23	26
139	G	Strauss Mann	2022-2023	20	0	0	0	0
140	F	Daniel Doremus	2015-2016	20	1	2	3	8
141	R	Martin Kaut	2022-2023	19	3	11	14	8
142	F	Sam Warning	2017-2018	18	2	2	4	6
143	D	Henry Thrun	2023-2024	18	1	5	6	10
144	L	Jeremy Morin	2015-2016	18	5	9	14	12
145	D	Paul Martin	2017-2018	18	0	2	2	0
146	D	Zach Frye	2017-2019	18	1	3	4	25
147	C	Jordy Bellerive	2023-2024	18	2	5	7	35
148	F	Greger Hanson	2015-2016	17	2	2	4	11
149	D	Jack Thompson	2023-2024	16	1	8	9	4
150	R	Justin Bailey	2023-2024	16	6	5	11	16
151	G	Andrew Shortridge	2018-2020	15	0	0	0	0
152	D	Dylan DeMelo	2015-2016	15	0	6	6	2
153	G	Alex Stalock	2015-2022	14	0	0	0	4
154	R	Ben Smith	2015-2016	14	8	2	10	4
155	C	Antoine Morand	2021-2022	14	1	3	4	4
156	L	Frazer McLaren	2015-2016	14	0	0	0	23
157	C	Brett Kemp	2023-2024	14	1	4	5	2
158	F	Caleb Herbert	2017-2018	14	1	3	4	12
159	G	Samuel Harvey	2020-2022	14	0	0	0	0

ALL-TIME ROSTER

RANK (PTS)	P	SKATER	YEARS	GP	G	A	PTS	PIM
160	C	Fredrik Handemark	2020-2021	14	4	4	8	2
161	D	Anthony Bitetto	2021-2022	14	2	0	2	28
162	D	Chaz Reddekopp	2020-2021	13	0	0	0	22
163	C	Joe Garreffa	2020-2022	13	0	0	0	0
164	R	Stefan Noesen	2020-2021	12	2	4	6	23
165	D	Gannon Laroque	2021-2024	12	1	2	3	8
166	G	Zachary Emond	2021-2022	12	0	1	1	0
167	L	Olivier Archambault	2017-2018	12	2	3	5	4
168	L	Noah Rod	2016-2018	11	1	4	5	2
169	F	Mason Jobst	2021-2022	11	1	1	2	10
170	D	Christian Jaros	2020-2021	11	0	3	3	2
171	L	Joe Carroll	2023-2024	11	1	2	3	10
172	D	Jeremy Bucheler	2023-2024	11	0	2	2	0
173	D	Jalen Smereck	2022-2023	10	0	2	2	9
174	F	Nathan Burke	2022-2023	10	3	2	5	8
175	L	Bryan Moore	2016-2018	9	1	1	2	18
176	F	Connor MacEachern	2022-2024	9	0	1	1	0
177	L	Tristin Langan	2019-2020	9	0	1	1	0
178	F	Chris Crane	2015-2016	9	0	2	2	4
179	C	Filip Bystedt	2023-2024	8	4	3	7	8
180	C	Marco Roy	2017-2018	7	0	0	0	4
181	R	Anthony Greco	2019-2020	7	1	3	4	2
182	C	Jonathan Dahlen	2018-2019	7	0	4	4	2
183	D	Karlis Cukste	2020-2021	7	1	0	1	0
184	G	Stephon Williams	2017-2018	6	0	0	0	0
185	C	Marcus Vela	2018-2019	6	0	2	2	2
186	L	Raffi Torres	2015-2016	6	0	0	0	5
187	D	Rick Pinkston	2015-2016	6	0	0	0	5
188	D	Jacob MacDonald	2023-2024	6	0	4	4	2
189	D	Mason Klee	2023-2024	6	1	0	1	2



Filip Bystedt

ALL-TIME ROSTER

RANK (PTS)	P	SKATER	YEARS	GP	G	A	PTS	PIM
190	D	Michael Downing	2019-2020	6	0	0	0	2
191	L	Spencer Asuchak	2016-2018	6	0	0	0	2
192	F	Lucas Vanroboys	2023-2024	5	1	0	1	6
193	D	Keoni Texeira	2021-2024	5	0	0	0	7
194	D	Matt Tennyson	2015-2016	5	0	0	0	0
195	D	Nikita Okhotiuk	2023-2024	5	0	1	1	4
196	R	Patrick McGrath	2022-2023	5	0	0	0	42
197	L	Evander Kane	2021-2022	5	2	6	8	2
198	D	Scott Harrington	2022-2023	5	0	1	1	8
199	G	Parker Gahagen	2017-2018	5	0	0	0	0
200	L	Vincent Arseneau	2015-2016	5	0	0	0	7
201	C	Donavan Villeneuve-Houle	2023-2024	4	0	1	1	4
202	C	Jake Marchment	2016-2017	4	0	0	0	22
203	C	Melker Karlsson	2015-2016	4	0	2	2	0
204	D	Cody Haiskanen	2023-2024	4	0	0	0	0
205	F	Mitch Fossier	2023-2024	4	0	1	1	7
206	R	Tyler Bird	2021-2023	4	0	0	0	2
207	C	Mike Aviani	2015-2016	4	0	1	1	0
208	D	Harrison Ruopp	2016-2017	3	0	0	0	0
209	D	Dalton Prout	2019-2020	3	0	1	1	2
210	R	Justin Parizek	2017-2018	3	0	0	0	6
211	F	Tyler Heinonen	2017-2018	3	0	0	0	2
212	D	Billy Constantinou	2022-2023	3	0	0	0	4
213	D	Akim Aliu	2023-2024	3	0	0	0	2
214	C	Chris Tierney	2015-2016	2	1	2	3	0
215	C	Gary Steffes	2015-2016	2	0	1	1	2
216	F	Jordan Sims	2015-2016	2	0	1	1	2
217	G	Clarke Saunders	2016-2017	2	0	0	0	0
218	R	Mitchell Russell	2023-2024	2	1	0	1	0
219	G	Joel Rumpel	2015-2016	2	0	0	0	0
220	D	Adam Parsells	2021-2022	2	0	0	0	0
221	L	Jesse Mychan	2015-2016	2	0	0	0	4
222	D	Connor McDonald	2021-2022	2	0	0	0	0
223	D	David Makowski	2017-2018	2	0	0	0	2
224	L	Artem Ivanyuzhenkov	2019-2020	2	0	0	0	2
225	R	Chase Gresock	2022-2023	2	0	0	0	0
226	F	Luke Grainger	2023-2024	2	0	0	0	2
227	R	Kurtis Gabriel	2020-2021	2	2	1	3	11
228	D	Jason Fram	2016-2017	2	0	0	0	0
229	L	Alexander Barabanov	2020-2021	2	0	0	0	0
230	F	Matt Willows	2016-2017	1	0	0	0	0
231	D	Cliff Watson	2017-2018	1	0	0	0	0
232	D	Matthew Sredl	2023-2024	1	0	1	1	0
233	D	Greg Pateryn	2020-2021	1	0	0	0	0
234	L	Vladislav Kotkov	2018-2019	1	1	0	1	0
235	R	Ivan Kosorenkov	2018-2019	1	0	0	0	0
236	G	Adin Hill	2021-2022	1	0	0	0	0
237	D	Arvid Henrikson	2022-2023	1	0	0	0	2
238	D	Christian Evers	2021-2022	1	0	0	0	0
239	D	Nolan De Jong	2018-2019	1	0	0	0	0
240	G	Gabriel Carriere	2023-2024	1	0	0	0	0
241	D	Travis Brown	2016-2017	1	0	0	0	2

ALL-TIME ROSTER

RANK (GP)	GOALTENDER	YEARS	GP	MINS	W	L	OT/SOL	SO	GA	GAA	SA	SVS	SV%
1	Troy Grosenick	2015-18	97	5429	47	29	13	10	232	2.56	2610	2378	0.911
2	Antoine Bibeau	2017-19	78	4461	39	19	9	6	194	2.64	2209	2015	0.912
3	Aaron Dell	2015-16, 2022-23	78	4347	32	33	10	6	200	2.76	2248	2048	0.911
4	Josef Korenar	2018-21	75	4346	40	25	9	6	207	2.86	2086	1879	0.901
5	Alexei Melnichuk	2020-22	48	2554	17	21	5	0	166	3.75	1249	1083	0.867
6	Eetu Makiniemi	2022-24	40	2150	16	18	3	5	109	3.04	976	887	0.908
7	Zach Sawchenko	2019-20	32	1708	11	17	2	1	94	3.30	916	822	0.897
8	Magnus Chrona	2023-24	31	1756	6	17	6	0	102	3.49	960	858	0.894
9	Georgi Romanov	2023-24	29	1549	9	9	8	0	81	3.14	842	761	0.904
10	Mantas Armalis	2016-17	24	1256	12	5	4	2	64	3.06	555	491	0.885
11	Strauss Mann	2022-23	20	1048	8	7	0	1	58	3.32	0.898	490	0.894
12	Andrew Shortridge	2018-20	15	736	3	8	0	0	45	3.66	341	296	0.868
13	Alex Stalock	2015-22	14	819	3	8	2	1	51	3.74	424	383	0.903
14	Sam Harvey	2020-22	14	821	4	9	1	2	47	3.43	434	387	0.892
15	Zachary Emond	2021-22	12	12	3	4	2	0	43	4.48	324	281	0.867
16	Stephon Williams	2017-18	6	300	3	1	0	0	15	3.00	129	114	0.884
17	Parker Gahagen	2017-18	5	273	2	2	0	0	18	3.95	118	100	0.847
18	Clarke Saunders	2016-17	2	117	2	1	1	0	8	4.11	62	54	0.871
19	Joel Rumpel	2015-16	2	120	1	0	1	0	5	2.51	42	37	0.881
20	Adin Hill	2021-22	1	60	0	1	0	0	3	3.06	36	33	0.917
21	Gabriel Carriere	2023-24	1	62	1	0	0	0	4	3.89	22	18	0.818



Georgi Romanov

ALL-TIME BARRACUDA RECORDS**All-Time Barracuda Regular Season Records
(Through 2023-24 Season)****(& Indicates set AHL Record; \$ Indicates tied AHL Record)****GOALS****MOST GOALS, GAME AT HOME** – 10, 12/15/21 vs Colorado (10-5 W)**MOST GOALS, GAME ON ROAD** – 9, 12/16/19 @ Ontario (9-2 W)**MOST GOALS AGAINST, GAME AT HOME** – 8, 6 times, MR 12/20/23 vs. Tucson (6-8 L)**MOST GOALS AGAINST, GAME ON ROAD** – 10, 12/7/21 at Stockton (1-10 L)**MOST GOALS, GAME BY BOTH TEAMS AT HOME** – 15, 12/15/21 vs. Colorado (10-5 W)**MOST GOALS, GAME BY BOTH TEAMS ON ROAD** – 13, 3 times, MR – 2/19/22 at Texas (7-6 SOW)**FEWEST GOALS, GAME AT HOME** – 0 (12 times, MR – 11/24/23 vs. Ontario [0-3 L])**FEWEST GOALS, GAME ON ROAD** – 0 (24 times, MR – 2/15/24 at Coachella Valley [0-4 L])**FEWEST GOALS ALLOWED, GAME AT HOME** – 0 (26 times, MR – 3/24/24 vs. Tucson [4-0 W])**FEWEST GOALS ALLOWED, GAME ON ROAD** – 0 (13 times, MR – 3/10/23 at Bakersfield [4-0 W])**FEWEST GOALS BY BOTH TEAMS, GAME AT HOME** – 0, 3/11/17 vs. Grand Rapids (1-0 SOW)**FEWEST GOALS BY BOTH TEAMS, GAME ON ROAD** – 1 (5 times, MR – 11/3/23 at Calgary [0-1 L])**EARLIEST GOAL FROM START OF GAME, FOR** – 0:11, 3/9/21 vs. San Diego (4-2 W); Noah Gregor**EARLIEST GOAL FROM START OF 2nd PERIOD, FOR** – 0:17, 2/23/18 at Bakersfield (1-4 L); Alex True**EARLIEST GOAL FROM START OF 3rd PERIOD, FOR** – 0:22, 2/29/20 at San Diego (3-4 OTL); Jayden Halbgewachs**EARLIEST GOAL FROM START OF OVERTIME, FOR** – 0:23, 12/5/15 vs. Bakersfield (7-6 OTW); Barclay Goodrow**EARLIEST GOAL FROM START OF GAME, AGAINST** – 0:11, 3/2/18 vs. Bakersfield (2-1 OTW); Joey LaLeggia**EARLIEST GOAL FROM START OF 2nd PERIOD, AGAINST** – 0:09, 1/7/22 vs Henderson (1-5 L); Pavel Dorofeyev**EARLIEST GOAL FROM START OF 3rd PERIOD, AGAINST** – 0:20, 3/25/18 vs. Tucson (3-2 W); Ryan MacInnis**EARLIEST GOAL FROM START OF OVERTIME, AGAINST** – 0:23, 3/16/16 vs. Ontario (2-3 OTL); Vincent LoVerde**FASTEST 2 GOALS FROM START OF GAME, FOR** – 0:39, 12/9/18 vs. Bakersfield (4-0 W), D. Gambrell, M. Wiederer**FASTEST 3 GOALS FROM START OF GAME, FOR** – 3:57, 12/9/18 vs. Bakersfield (4-0 W), D. Gambrell, M. Wiederer, F. Perron**FASTEST 4 GOALS FROM START OF GAME, FOR** – 12:24, 2/20/23 at Abbotsford (7-2 W), W. Eklund, W. Eklund, A. Kniazev, K. Criscuolo**FASTEST 2 GOALS FROM START OF GAME, AGAINST** – 1:59, 1/27/22 at Ontario (1-7 L); M. Frk, G. Vilaridi**FASTEST 3 GOALS FROM START OF GAME, AGAINST** – 4:08, 12/30/16 at Bakersfield (2-7 L); R. Hamilton, D. Musil, P. Russell**FASTEST 4 GOALS FROM START OF GAME, AGAINST** – 8:30, 12/9/23 vs. Coachella Valley (3-8 L); M. McCormick, B. Raffery, K. Lind, J. Hayden**FASTEST 2 GOALS, FOR** – 0:13, 3/10/20 vs. Stockton (7-4 W); L. Radil, J. Halbgewachs**FASTEST 3 GOALS, FOR** – 0:50, 12/20/15 vs. Stockton (5-4 W); B. Goodrow, N. Goldobin, G. Young**FASTEST 4 GOALS, FOR** – 5:58, 12/15/21 vs. Colorado (10-5 W); J. Viel, J. Megna, C. Moberg, K. Hrabik**FASTEST 5 GOALS, FOR** – 12:21, 12/15/21 vs. Colorado (10-5 W); J. Viel, J. Megna, C. Moberg, K. Hrabik, N. Merkley**FASTEST 2 GOALS, AGAINST** – 0:06, 4/3/22 vs. Stockton (1-3 L); B. Froese, C. Zary**FASTEST 3 GOALS, AGAINST** – 2:12, 1/21/17 at Ontario (2-7 L); T. Purcell, V. LoVerde, J. Brodzinski (2)**FASTEST 4 GOALS, AGAINST** – 3:44, 3/31/18 at Rockford (3-5 L); L. Bouma, H. Samuelsson, L. Snuggerud, M. Highmore**FASTEST 5 GOALS, AGAINST** – 8:52, 3/8/17 at San Diego (6-7 OTL); N. Sorensen, A. Laganieri, S. Carrick, C. Tropp, A. Laganieri (2)**MOST CONSECUTIVE GOALS GAME, FOR** – 9, 2 times, MR 1/8/20 vs. Ontario (9-0 W)**MOST CONSECUTIVE GOALS GAME, AGAINST** – 8, 3 times, MR 10/28/23 vs. Coachella Valley (2-8 L)**MOST GOALS FOR, PERIOD AT HOME** – 5, 1/8/20 vs. Ontario (9-0 W), 2nd period**MOST GOALS FOR, PERIOD ON ROAD** – 4, 13 times, MR 1/6/24 at Ontario (4-5 OTL), 3rd period**MOST GOALS AGAINST, PERIOD AT HOME** – 6, 12/9/22 vs. Coachella Valley (3-8 L), 1st period**MOST GOALS AGAINST, PERIOD ON ROAD** – 5, 3 times, MR 11/13/19 at San Diego (3-9 L), 3rd period**MOST GOALS FOR, BOTH TEAMS, PERIOD** – 8, 3/8/17 at San Diego (6-7 OTL), 1st period**POINTS****MOST POINTS, GAME** – 26, 2 times, MR 12/15/21 vs. Colorado (10-5 W; 10-16-26)**MOST POINTS AGAINST, GAME** – 28, 12/7/21 at Stockton (1-10 L; 10-18-28)**MOST POINTS GAME BY BOTH TEAMS** – 41, 12/15/21 vs. Colorado (10-5 W); 26 SJ, 15 COL**FEWEST POINTS, GAME** – 0, 32 times, MR – 4/8/23 vs Colorado (0-4 L)**FEWEST POINTS AGAINST, GAME** – 0, 39 times, MR – 3/10/23 at Bakersfield (4-0 W)

ALL-TIME BARRACUDA RECORDS**SHOTS****MOST SHOTS, GAME AT HOME** – 48, 2/28/21 vs. Ontario (3-1 W)**MOST SHOTS, GAME ON ROAD** – 56, 3/1/19 at Ontario (4-8 L)**MOST SHOTS FACED, GAME AT HOME** – 52, 2/10/16 vs. Ontario (4-2 W)**MOST SHOTS FACED, GAME ON ROAD** – 53, 11/21/15 at Stockton (3-4 SOL)**MOST SHOTS, GAME BY BOTH TEAMS AT HOME** – 84, 10/29/16 vs. Bakersfield (3-4 SOL); 44 SJ, 40 BAK**MOST SHOTS, GAME BY BOTH TEAMS ON ROAD** – 101, 3/1/19 at Ontario (4-8 L); SJ 56, ONT 45**FEWEST SHOTS, GAME AT HOME** – 16, 11/6/16 vs. San Antonio (3-1 W)**FEWEST SHOTS, GAME ON ROAD** – 17, 11/11/15 at Ontario (1-2 L)**FEWEST SHOTS FACED, GAME AT HOME** – 15, 2 times, MR 12/27/18 vs. Colorado (3-1 W)**FEWEST SHOTS FACED, GAME ON ROAD** – 15, 3 times, MR 10/17/21 at Bakersfield (0-1 L)**FEWEST SHOTS, GAME BY BOTH TEAMS AT HOME** – 42, 2 times, MR 11/6/16 vs. San Antonio (3-1 W); SA 26, SJ 16**FEWEST SHOTS, GAME BY BOTH TEAMS ON ROAD** – 40, 11/11/15 at Ontario (1-2 L); ONT 23, SJ 17**MOST SHOTS, PERIOD AT HOME** – 24, 10/14/23 vs. Rockford (7-2 W), 2nd period**MOST SHOTS, PERIOD ON ROAD** – 27, 3/1/19 at Ontario (4-8 L), 3rd period**MOST SHOTS, OT AT HOME** – 7, 2/10/18 vs. San Diego (2-3 OTL)**MOST SHOTS, OT ON ROAD** – 8, 1/2/16 at Bakersfield (5-4 SOW)**MOST SHOTS FACED, PERIOD AT HOME** – 22, 3/20/24 vs. San Diego (6-4 W), 3rd period**MOST SHOTS FACED, PERIOD ON ROAD** – 23, 4/9/16 at Texas (5-8 L), 2nd period**MOST SHOTS FACED, OT AT HOME** – 5, 3/7/20 vs San Diego (2-3 OTL)**MOST SHOTS FACED, OT ON ROAD** – 6, 3/8/17 at San Diego (6-7 OTL)**FEWEST SHOTS, PERIOD AT HOME** – 2, 2 times, MR 12/9/23 vs. Henderson (1-5 L), 2nd period**FEWEST SHOTS, PERIOD ON ROAD** – 1, 2/5/16 at Ontario (0-1 L), 2nd period**FEWEST SHOTS FACED, PERIOD AT HOME** – 2, 4 times, MR 1/12/20 vs. Stockton (1-2 L), 1st period**FEWEST SHOTS FACED, PERIOD ON ROAD** – 1, 2 times, MR 10/20/18 at Stockton (5-2 W), 2nd period**LARGEST MARGIN OUTSHOOTING, HOME** – 31, 11/18/18 vs. Colorado (5-0 W); SJ 47, COL 16**LARGEST MARGIN OUTSHOOTING, ROAD** – 26, 2/9/24 at Bakersfield (2-3 OTL); SJ 42, BAK 16**LARGEST MARGIN OUTSHOT, HOME** – 28, 12/4/15 vs. Stockton (5-3 W); STK 46, SJ 18**LARGEST MARGIN OUTSHOT, ROAD** – 21, 2 times, MR 4/9/16 at Texas (5-8 L); TEX 51, SJ**SPECIAL TEAMS****MOST PPG FOR, GAME AT HOME** – 4, 2 times, MR – 3/17/17 vs. Stockton (4-7 L), 4 of 7**MOST PPG FOR, GAME ON ROAD** – 4, 2/17/24 at Bakersfield (7-3 W), 4 of 5**MOST PPG AGAINST, GAME AT HOME** – 4, 12/9/22 vs. Coachella Valley (3-8 L), 4 of 5**MOST PPG AGAINST, GAME ON ROAD** – 4, 1/5/18 at San Diego (0-5 L), 4 of 5**MOST PPG FOR, PERIOD, AT HOME** – 2, 20 times, MR – 12/3/22 vs. Texas (4-2 W), 2nd period**MOST PPG FOR, PERIOD, ON ROAD** – 2, 11 times, MR – 2/20/23 at Abbotsford (7-2 W), 1st period**MOST PPG AGAINST, PERIOD, AT HOME** – 2, 16 times, MR – 1/14/23 vs. Abbotsford (1-5 L), 2nd period**MOST PPG AGAINST, PERIOD, ON ROAD** – 3, 4/1/23 at Texas (2-7 L), 1st period**MOST PPG, GAME BY BOTH TEAMS AT HOME** – 7, 3/17/17 vs. Stockton (4-7 L) SJ 4, STK 3**MOST PPG, GAME BY BOTH TEAMS ON ROAD** – 5, 3 times, MR – 11/19/22 at Ontario (3-6 L) SJ 2, TUC 5**MOST PP ATTEMPTS FOR, GAME AT HOME** – 10, 3/2/18 vs. Bakersfield (2-1 OTW), 1 of 10**MOST PP ATTEMPTS FOR, GAME ON ROAD** – 9, 2 times, MR – 11/12/22 at Abbotsford (1-7 L), 1 of 9**MOST PP ATTEMPTS AGAINST, GAME AT HOME** – 8, 1/14/18 vs. Stockton (2-0 W), 0 of 8**MOST PP ATTEMPTS AGAINST, GAME ON ROAD** – 12, 12/31/17 at Manitoba (2-5 L), 3 of 12**MOST PP ATTEMPTS, GAME, BOTH TEAMS AT HOME** – 16, 3/2/18 vs. Bakersfield (2-1 OTW), SJ 1 of 10, BAK 0 of 6**MOST PP ATTEMPTS, GAME, BOTH TEAMS ON ROAD** – 17, 2 times, MR 12/31/17 at Manitoba (2-5 L) SJ 0 of 5, MB 3 of 12**MOST CONSECUTIVE GAMES SCORING PPG** – 9, 2 times, MR 11/19/22 vs. Tucson thru 12/4/22 vs. Tucson, 13 of 45**MOST CONSECUTIVE GAMES ALLOWING PPG** – 12, 11/24/21 at San Diego to 12/22/21 at Colorado, 22 of 58**MOST CONSECUTIVE GAMES NOT SCORING A PPG** – 6, 12/28/17 vs. Stockton thru 1/9/18 vs. San Antonio, 0 for 27**MOST CONSECUTIVE GAMES NOT ALLOWING A PPG** – 9, 11/22/16 at Bakersfield thru 12/17/16 vs. Bakersfield, 0 for 25**MOST CONSECUTIVE CHANCES NOT SCORING PPG** – 29, 12/28/17 vs. Stockton thru 1/9/18 vs. San Antonio**MOST CONSECUTIVE CHANCES NOT ALLOWING PPG** – 28, 11/22/16 at Bakersfield thru 12/17/16 vs. Bakersfield**MOST SHG, GAME** – 2, 7 times, MR – 3/3/23 vs. Ontario (4-2 W)**MOST SHG ALLOWED, GAME** – 2, 4 times, MR – 1/11/23 at San Diego (2-5 L)**MOST SHG, PERIOD** – 2, 3 times, MR – 12/18/21 at San Diego (4-1 W), 3rd period**MOST SHG ALLOWED, PERIOD** – 2, 3 times, MR – 1/11/23 at San Diego (2-5 L), 3rd period

ALL-TIME BARRACUDA RECORDS

MOST CONSECUTIVE GAMES SCORING A SH GOAL – 2, 6 times, MR 3/3/23 vs. Ontario thru 3/4/23 vs. Coachella Valley (D. Pouliot, A. Agozzino, J.Viel)
MOST CONSECUTIVE GAMES ALLOWING A SH GOAL – 2, 5 times, MR 3/18/23 vs. Texas thru 3/21/23 at Colorado (N. Caamano, R. Wagner)

MOST PENALTIES FOR, GAME AT HOME – 16, 10/29/22 vs. Tucson (3-4 SOL), 84 PIM
MOST PENALTIES FOR, GAME ON ROAD – 19, 12/31/17 at Manitoba (2-5 L), 49 PIM
MOST PENALTIES AGAINST, GAME AT HOME – 19, 3/24/24 vs. Tucson (4-0 W), 87 PIM
MOST PENALTIES AGAINST, GAME ON ROAD – 19, 1/25/17 at Stockton (5-0 W), 79 PIM

MOST PIM FOR, GAME AT HOME – 84, 10/29/22 vs. Tucson (3-4 SOL), 16 penalites
MOST PIM FOR, GAME ON ROAD – 64, 3/18/17 at Stockton (3-1 W), 18 penalites
MOST PIM AGAINST, GAME AT HOME – 87, 3/24/24 vs. Tucson (4-0 W), 19 penalites
MOST PIM AGAINST, GAME ON ROAD – 79, 1/25/17 at Stockton (5-0 W), 19 penalites

FEWEST PENALTIES FOR, GAME AT HOME – 0, 3 times, MR 3/16/21 vs. Bakersfield (2-3 OTL), 0 PIM
FEWEST PENALTIES FOR, GAME ON ROAD – 1, 9 times, MR 1/17/24 at Charlotte (1-4 L), 2 PIM
FEWEST PENALTIES AGAINST, GAME AT HOME – 1, 7 times, MR 3/2/24 vs. Coachella Valley (2-3 L), 2 PIM
FEWEST PENALTIES AGAINST, GAME ON ROAD – 1, 7 times, MR 11/8/22 at Calgary (0-4 L), 5 PIM

FEWEST PIM FOR, GAME AT HOME – 0, 3 times, MR 3/16/21 vs. Stockton (2-3 OTL), 0 penalites
FEWEST PIM FOR, GAME ON ROAD – 2, 7 times, MR 1/17/24 at Charlotte (1-4 L), 1 penalty
FEWEST PIM AGAINST, GAME AT HOME – 2, 7 times, 3/2/24 vs. Coachella Valley (2-3 L), 1 penalty
FEWEST PIM AGAINST, GAME ON ROAD – 2, 4 times, MR – 4/2/22 at Stockton (1-7 L), 1 penalty

MOST PENALTY MINUTES, GAME BY BOTH TEAMS, HOME – 170, 10/29/22 vs. Tucson (3-4 SOL), SJ 84, HSK 86
MOST PENALTY MINUTES, GAME BY BOTH TEAMS, ROAD – 138, 1/25/17 at Stockton (5-0 W), SJ 59, STK 79

FEWEST PENALTY MINUTES, GAME BY BOTH TEAMS, HOME – 2, 3/16/21 vs. Bakersfield (2-3 OTL), SJ 0, BAK 1
FEWEST PENALTY MINUTES, GAME BY BOTH TEAMS, ROAD – 4, 4/13/19 at Colorado (2-3 L), SJ 1, COL 1

FEWEST PENALTIES, GAME BY BOTH TEAMS, HOME – 2, 2 times MR 2/29/20 vs. San Diego (3-4 OTL), SJ 1, SD 1
FEWEST PENALTIES, GAME BY BOTH TEAMS, ROAD – 2, 4/13/19 at Colorado (2-3 L), SJ 1, COL 1

STREAKS

LONGEST WINNING STREAK, OVERALL – 14 games, 1/25/17 at Stockton thru 2/25/17 vs. Tucson
LONGEST WINNING STREAK, HOME – 7 games, 11/2/18 vs. San Antonio thru 12/21/18 vs. Tucson
LONGEST WINNING STREAK, ROAD – 10 games, 1/25/17 at Stockton thru 2/25/17 at Tucson

MOST CONSECUTIVE GAMES RECORDING A POINT, OVERALL – 15 games, 1/25/17 at Stockton thru 3/1/17 vs. Texas (14-0-0-1)
MOST CONSECUTIVE GAMES RECORDING A POINT, HOME – 10, 1/14/17 vs. Stockton thru 3/12/17 vs. San Diego (9-0-0-1)
MOST CONSECUTIVE GAMES RECORDING A POINT, ROAD – 10, 1/25/17 at Stockton thru 2/25/17 at Stockton (10-0-0-0)

LONGEST LOSING STREAK, OVERALL (regulation) – 8 games, 12/14/23 at Henderson to 12/31 vs. Coachella Valley
LONGEST LOSING STREAK, HOME (regulation) – 9 games, 3/22/22 vs. Stockton thru 4/13/22 vs. Bakersfield
LONGEST LOSING STREAK, ROAD (regulation) – 6 games, 1/15/22 at Bakersfield thru 2/11/22 at San Diego

LONGEST WINLESS STREAK, OVERALL – 15 games, 3/22/22 vs. Stockton thru 4/23/22 at Henderson (0-13-2-0)
LONGEST WINLESS STREAK, HOME – 11 games, 3/11/22 vs. Stockton thru 4/15/22 vs. Abbotsford (0-9-1-1)
LONGEST WINLESS STREAK, ROAD – 8 games, 3/6/21 at San Diego thru 4/10/21 at Bakersfield (0-5-2-1)

LONGEST SCORELESS STREAK, FOR – 162:05, 10/21/15 vs. San Diego (1st period) thru 11/1/15 (1st period)
LONGEST SCORELESS STREAK, OPPONENT – 231:26, 12/8/17 vs. Stockton (3rd period) thru 12/18/16 vs. Ontario (1st period)

WIDEST MARGIN OF VICTORY, HOME – 9 goals, 2 times, MR 1/8/20 vs. Ontario (9-0 W)
WIDEST MARGIN OF VICTORY, ROAD – 7, 12/6/19 at Ontario (9-2 W)

WIDEST MARGIN OF DEFEAT, HOME – 7, 12/27/19 vs Stockton (1-8 L)
WIDEST MARGIN OF DEFEAT, ROAD – 9, 12/7/21 at Stockton (1-10 L)

MOST CONSECUTIVE OVERTIME GAMES – 2, 14 times, MR – 10/21/23 at Henderson (3-4 OTL) thru 10/25/23 vs. Henderson (3-4 OTL)
MOST CONSECUTIVE GAMES WITHOUT GOING TO OVERTIME – 32, 11/17/21 vs. Bakersfield (4-3 W) thru 2/16/22 vs. San Diego (1-5 L)
MOST CONSECUTIVE GAMES WITHOUT BEING SHUTOUT – 65, 12/10/16 at San Diego (3-0) thru 11/22/18 vs. San Antonio (5-3 W)

MOST HAT TRICKS IN A GAME – 1, 13 times, MR (Ozzy Wiesblatt) 4/5/23 at San Diego (6-3 W); Gage Alexander (3)
MOST CONSECUTIVE GAMES SCORING A HAT TRICK – 1, 13 times, MR (Ozzy Wiesblatt) 4/5/23 at San Diego (6-3 W); Gage Alexander (3)

MOST CONSECUTIVE GAMES ALLOWING A HAT TRICK – 1, 18 times, MR (Seth Griffith) 3/11/23 at Bakersfield (2-6 L); A. Dell (2), S. Mann (1)

ALL-TIME BARRACUDA RECORDS**INDIVIDUAL RECORDS**

MOST POINTS, GAME – 5, Joel Kellman (3-2=5) 4/30/21 vs. Henderson (7-5 W)
MOST GOALS, GAME – 3, 10 times, MR – John Leonard, 3/6/22 vs. Tucson (6-2 W)
MOST ASSISTS, GAME – 4, 2 times, MR Shakir Mukhamudillin, 4/5/23 vs. San Diego (6-3 W)
MOST PPG, GAME – 2, 13 times, MR Tristen Robins, 3/23/23 at Colorado (2-3 L)
MOST SHG, GAME – 2, Barclay Goodrow, 3/26/17 at Tucson (4-5 SOL)
MOST SHOTS, GAME – 9, 11 times, MR Jack Studnicka, 1/17/23 at Charlotte (1-4 L)
MOST PENALTIES, GAME – 6, Dan Kelly, 3/18/17 at Stockton (3-1 W)
MOST PIM, GAME – 36, Dan Kelly, 3/18/17 at Stockton (3-1 W)
BEST PLUS/MINUS, GAME – +6, Thomas Gregoire, 3/17/19 vs. Colorado (9-0 W)
WORST PLUS/MINUS, GAME – -5, 3 times, MR Artemi Kniazev, 4/2/22 vs. Stockton (1-7 L)

MOST POINTS, PERIOD – 3, 6 times, Joel Kellman (3-2=5) 4/30/21 vs. Henderson (7-5 W) (7-5 W, 3rd period)
MOST GOALS, PERIOD – 3, Joel Kellman (3-2=5) 4/30/21 vs. Henderson (7-5 W) (7-5 W, 3rd period)
MOST ASSISTS, PERIOD – 3, 3 times, MR Nick DeSimone (0+3=3), 1/15/20 vs. Colorado (7-2 W, 3rd period)
MOST PPG, PERIOD – 2, 5 times, MR MR Kyle Topping, 4/23/22 at Henderson (2-5 L, 2nd period)
MOST SHG, PERIOD – 1, 58 times, MR Tristen Robins, 3/31/23 vs. Texas (2-1 W, 2nd period)

MOST POINTS BY OPPONENT, GAME – 6, Alan Quine (3-3=6), 12/27/19 vs. Stockton (1-8 L)
MOST GOALS BY OPPONENT, GAME – 3, 18 times, MR Seth Griffith 3/11/23 at Bakersfield (3-5 L)
MOST ASSISTS BY OPPONENT, GAME – 4, 4 times, MR Ben Meyers, 3/11/23 vs. Bakersfield (0-8 L)
MOST PPG BY OPPONENT, GAME – 2, 17 times, MR Logan Morrison, 2/21/24 vs. Coachella Valley (4-5 L)
MOST SHG BY OPPONENT, GAME – 2, 2 times, MR Rocco Grimaldi 1/11/23 at San Diego (2-5 L)
MOST SHOTS BY OPPONENT, GAME – 12, 2 times, MR Lucas Carlsson, 11/10/23 vs. Charlotte (3-5 L)
MOST PENALTIES BY OPPONENT, GAME – 6, Anthony Peluso, 11/5/18 vs. Stockton (5-2 W)
MOST PIM BY OPPONENT, GAME – 32, Corey Tropp, 1/5/18 at San Diego (0-5 L)
BEST PLUS/MINUS BY OPPONENT, GAME – +6, Alan Quine, 12/27/19 vs Stockton (1-8 L)
WORST PLUS/MINUS BY OPPONENT, GAME – -6, Cale Clague, 1/8/20 vs. Ontario (9-0 W)

MOST POINTS BY OPPONENT, PERIOD – 3, 14 times, MR Hunter Drew (2-1=3), 12/2/23 at Tucson (5-7 L, 1st)
MOST GOALS BY OPPONENT, PERIOD – 3, Kerby Rychel, 10/13/18 at Stockton (6-4 W, 3rd period)
MOST ASSISTS BY OPPONENT, PERIOD – 3, 4 times MR Ben Meyers (0-3=3), 3/21/23 vs. Bakersfield (3-6 L, 3rd)
MOST PPG BY OPPONENT, PERIOD – 2, 3 times, MR Logan Morrison, 2/21/24 vs. Coachella Valley (4-5 L, 3rd)
MOST SHG BY OPPONENT, PERIOD – 2, Rocco Grimaldi, 1/11/23 at San Diego (2-5 L, 3rd)

MOST CONSECUTIVE GAMES, GOAL – 5, John McCarthy (6+3=9), 2/20/16 thru 3/1/16
MOST CONSECUTIVE GAMES, ASSIST – 7, 4 times, MR Danil Gushchin (2+7=9), 3/20/24 thru 4/3/24
MOST CONSECUTIVE GAMES, POINT – 11, Marcus Sorensen (7+10=17), 1/21/17 thru 10/7/17
MOST CONSECUTIVE GAMES PLAYED – 176, Alex True – 1/7/17 thru 1/31/20

GOALTENDERS**BARRACUDA**

MOST MINUTES, GAME – 65:00 (numerous times, MR – Aaron Dell, 4/3/23 at Coachella Valley (3-4 SOL)
FEWEST GOALS ALLOWED, GAME – 0 (38 times, MR – Aaron Dell, 3/10/23 at Bakersfield (4-0 W)
MOST SHOTS FACED, GAME – 53, Troy Grosenick, 11/21/16 at Stockton (3-4 L)
MOST SHOTS FACED, PERIOD – 23, Aaron Dell, 4/9/16 at Texas (5-8 L, 2nd period)
MOST SAVES, GAME – 50, Aaron Dell, 2/10/16 vs. Ontario (4-2 W)
MOST SAVES PERIOD – 21, Aaron Dell, 2/10/16 vs. Ontario (4-2 W, 2nd period)
FEWEST SHOTS FACED, GAME – 15, Josef Korenar, 11/18/18 vs. Colorado (3-1 W)
FEWEST SHOTS FACED, PERIOD – 2, 8 times, MR – Aaron Dell 3/10/23 at Bakersfield (4-0 W, 1st period)

LONGEST SHUTOUT STREAK – 231:36, Troy Grosenick, 12/8/16 vs. Stockton (2nd period) thru 12/18/16 vs. Ontario (1st period)
MOST SHUTOUTS, SEASON – 10, Troy Grosenick, 2016-17
MOST CONSECUTIVE WINS IN A SINGLE SEASON – 12, Troy, 1/25/17 at Stockton thru 2/25/17 at Tucson

ALL-TIME BARRACUDA RECORDS

HAT TRICKS

BARRACUDA (14)

Goals	Player	Date	Game	Score	Goaltender(s)
3	Nathan Todd	Feb. 10, 2024	vs. Bakersfield	4-2 W	Jack Campbell (2), EN (1)
3	Ozzy Wiesblatt	April 5, 2023	at San Diego	6-3 W	Gage Alexander
3	Jeff Viel	Mar. 3, 2023	at Bakersfield	4-0 W	Olivier Rodrigue
3	Thomas Bordeleau	Nov. 20, 2022	at Tucson	6-0 W	Ivan Prosvetov
3	John Leonard	Mar. 6, 2022	at Tucson	6-2 W	Ivan Prosvetov
3	Sasha Chmelevski	Jan. 8, 2022	vs. Henderson	6-3 W	Dylan Ferguson (2), EN (1)
3	Joel Kellman	April 30, 2021	vs. Henderson	7-5 W	Oscar Dansk
3	Trevor Carrick	Dec. 12, 2019	vs. Bakersfield	6-2 W	Stuart Skinner (2), Dylan Wells (1)
3	John McCarthy	Mar. 9, 2018	vs. Cleveland	6-2 W	Matiss Kivlenieks
3	Marcus Sorensen	Nov. 11, 2017	vs. Texas	6-1 W	Mike McKenna
3	Barclay Goodrow	Mar. 26, 2017	at Tucson	4-5 SOL	Marek Langhamer
3	Barclay Goodrow	Nov. 11, 2016	at Texas	3-5 L	Max Lagace
3	Nikolay Goldobin	Jan. 3, 2016	vs. Texas	5-1 W	Phillippe Desrosiers
3	Barclay Goodrow	Dec. 5, 2015	vs. Bakersfield	7-6 OTW	Laurent Brossoit

OPPONENTS (26)

Goals	Player	Date	Game	Score	Goaltender(s)
3	Sam Fagemo	Feb. 27, 2024	at Ontario	2-8 L	Georgi Romanov (2), Magnus Chrona (1)
3	Sam Fagemo	Jan. 6, 2024	at Ontario	4-5 OTL	Magnus Chrona (3)
3	Aku Raty	Dec. 20, 2023	vs. Tucson	6-8 L	Eetu Makiniemi (3)
3	Adam Cracknell	Dec. 12, 2023	vs. Henderson	1-5 L	Georgi Romanov (3)
3	Travis Barron	Dec. 2, 2023	at Tucson	5-7 L	Eetu Makiniemi (1), Magnus Chrona (1), EN (1)
3	Ben Meyers	Nov. 17, 2023	vs. Colorado	2-5 L	Georgi Romanov (2), EN (1)
3	Lucas Carlsson	Nov. 10, 2023	vs. Charlotte	3-5 L	Georgi Romanov (3)
3	Seth Griffith	Mar. 3, 2023	vs. Bakersfield	2-6 L	Aaron Dell (2), Strauss Mann (1)
3	Kole Lind	Dec. 9, 2022	vs. Coachella Valley	3-8 L	Aaron Dell (2), Strauss Mann (1)
3	Milos Kelemen	Nov. 19, 2022	at Tucson	3-6 L	Aaron Dell (3)
3	Matt Phillips	Nov. 6, 2022	at Calgary	2-8 L	Aaron Dell (2), Eetu Makiniemi (1)
3	Paul Cotter	Feb. 2, 2022	at Henderson	3-5 L	Alexei Melnichuk (2), EN (1)
3	Jaret Anderson-Dolan	Jan. 31, 2022	at Ontario	5-8 L	Sam Harvey
3	Byron Froese	Dec. 7, 2021	vs. Stockton	1-10 L	Zachary Sawchenko (1), Zachary Emond (2)
3	Glenn Gawdin	Dec. 7, 2021	vs. Stockton	1-10 L	Zachary Sawchenko (2), Zachary Emond (1)
3	Cooper Marody	Mar. 13, 2021	at Bakersfield	3-4 OTL	Josef Korenar
3	Kiefer Sherwood	Jan. 31, 2020	at San Diego	3-5 L	Zachary Sawchenko
3	Alan Quine	Dec. 27, 2019	vs. Stockton	1-8 L	Josef Korenar
3	Sam Carrick	Nov. 13, 2019	at San Diego	3-9 L	Josef Korenar
3	Tyler Benson	Nov. 9, 2019	at Bakersfield	3-6 L	Josef Korenar (2), EN (1)
3	Josh Currie	Mar. 16, 2018	at Bakersfield	4-8 L	Antoine Bibeau
3	Josh Currie	Dec. 21, 2017	at Bakersfield	3-4 SOL	Troy Grosenick
3	Spencer Foo	Dec. 6, 2017	vs. Stockton	0-6 L	Antoine Bibeau (1) Parker Gahagen (2)
3	Jonny Brodzinski	Nov. 1, 2017	at Ontario	2-4 L	Antoine Bibeau
3	Josh Currie	April 15, 2017	at Bakersfield	2-3 OTL	Troy Grosenick

PENALTY SHOTS

BARRACUDA (3 for 10)

Date	Opponent	Player	Goaltender	Result	Time	Period	Score
Oct. 13, 2023	vs. Rockford	Cole Cassels	Drew Commesso	Unsuccessful	15:52	2nd	2-7 L
April 5, 2023	at San Diego	Ozzy Wiesblatt	Gage Alexander	Successful	17:41	2nd	6-3
Jan. 14, 2023	vs. Abbotsford	Thomas Bordeleau	Arturs Silovs	Unsuccessful	18:23	3rd	1-5 L
April 8, 2022	vs. Henderson	Mason Jobst	Jiri Patera	Unsuccessful	11:03	3rd	3-6 L
Mar. 18, 2018	vs. Bakersfield	Adam Helewka	Laurent Brossoit	Unsuccessful	14:45	1st	1-2 W (OT)
Jan. 25, 2018	at San Antonio	Danny O'Regan	Ville Husso	Unsuccessful	11:21	3rd	0-3 L
Dec. 30, 2017	at Manitoba	Manny Wiederer	Michael Hutchinson	Unsuccessful	3:11	2nd	3-2 W
Dec. 17, 2017	vs Bakersfield	Adam Helewka	Nick Ellis	Successful	8:24	1st	3-2 W
Dec. 12, 2016	vs San Diego	Barclay Goodrow	Dustin Tokarski	Successful	13:53	3rd	3-0 W
Nov. 29, 2015	vs Texas	Jeremy Langlois	John Muse	Unsuccessful	14:53	1st	2-3 L

OPPONENTS (4 for 12)

Date	Opponent	Player	Goaltender	Result	Time	Period	Score
Dec. 22, 2023	at Henderson	Mason Morelli	Magnus Chrona	Unsuccessful	15:28	2nd	2-1 W
Dec. 1, 2023	at Tucson	Josh Doan	Magnus Chrona	Successful	1:34	1st	1-5 L
Feb. 18, 2023	at Abbotsford	Tristen Nielsen	Strauss Mann	Unsuccessful	11:11	2nd	4-3 W
Mar.12, 2022	at Stockton	Emilio Pettersen	Alexei Melnichuk	Successful	13:55	3rd	3-6 L
Jan. 31, 2020	at San Diego	Kiefer Sherwood	Zachary Sawchenko	Successful	1:49	1st	3-5 L
Jan. 25, 2018	at San Antonio	Klim Kostin	Antoine Bibeau	Successful	5:48	1st	6-3 L
Jan. 28, 2017	at Milwaukee	Kevin Fiala	Troy Grosenick	Unsuccessful	14:49	3rd	4-2 W
Dec. 30, 2017	at Manitoba	Nic Petan	Troy Grosenick	Unsuccessful	9:18	1st	3-2 W
Oct. 28, 2017	at Texas	Roope Hintz	Troy Grosenick	Unsuccessful	3:49	OT	2-3 L (OT)
Jan. 13, 2016	at San Diego	Kyle Bonis	Troy Grosenick	Unsuccessful	10:05	3rd	2-1 W (OT)
Nov. 29, 2015	vs Texas	Curtis McKenzie	Troy Grosenick	Unsuccessful	10:52	1st	2-3 L
Nov. 13, 2015	at San Diego	Brandon Montour	Troy Grosenick	Unsuccessful	1:05	OT	4-3 W

BARRACUDA PLAYOFF HISTORY

ALL-TIME RESULTS

YEAR	ROUND	OPPONENT	RESULT	GF	GA
2016	DSF	Ontario	L, 1-3	6	11
2017	DSF	Stockton	W, 3-2	14	15
	DF	San Diego	W, 4-1	17	10
	CF	Grand Rapids	L, 1-4	11	19
2018	DSF	Tucson	L, 1-3	8	16
2019	DSF	San Diego	L, 1-3	14	18
2020	DNQ*				
2021	PLAY-IN	Tucson	W, 1-0	2	1
	PLAY-IN	Colorado	W, 1-0	5	1
	DSF	Henderson	L, 0-2	3	8
2022	DNQ				
2023	DNQ				

KEY: DSF - Division Semi Final, DF - Division Final, CF - Conference Final; *cancelled due to COVID-19 pandemic

PLAYOFF FACTS

PLAYOFF SEASONS - 5

SERIES WON - 4

SERIES LOST - 5

GAMES PLAYED - 31

GAMES WON - 13

GAMES LOST - 18

OVERTIME GAMES - 4

OVERTIME GAMES WON - 2

OVERTIME GAMES LOST - 2

SHUTOUTS FOR - 2

SHUTOUTS AGAINST - 2

ALL-TIME INDIVIDUAL SKATER RECORDS

MOST POINTS, PLAYOFF SEASON - 17, Ryan Carpenter, 2017 (9g, 8a)

MOST POINTS, PLAYOFF GAME - 3, 3 times, MR: Nicolas Meloche (1g, 2a), 5/19/21 vs. COL

MOST GOALS, PLAYOFF GAME - 2, 2 times, MR: Evan Weinger, 4/18/19 at SD

MOST ASSISTS, PLAYOFF GAME - 2, multiple times, MR: Three players, 5/19/21 vs. COL

MOST PLAYOFF GAMES PLAYED, ALL-TIME - 27, John McCarthy

ALL-TIME INDIVIDUAL GOALTENDER RECORDS

MOST PLAYOFF GAMES PLAYED, ALL-TIME - 16, Troy Grosenick

MOST WINS, SINGLE PLAYOFF SEASON - 8, Troy Grosenick, 2017

MOST SHUTOUTS, SINGLE PLAYOFF SEASON - 2, Troy Grosenick, 2017

LOWEST GOALS-AGAINST AVERAGE, SINGLE PLAYOFF SEASON - 2.03, Josef Korenar, 2021

HIGHEST SAVE PERCENTAGE, SINGLE PLAYOFF SEASON - .932, Aaron Dell, 2016

ALL-TIME PLAYOFF ROSTER

RANK (PTS)	P	SKATER	YEARS	GP	G	A	PTS	PIM
1	C/RW	Ryan Carpenter	2016, 17	19	10	9	19	10
2	D	Joakim Ryan	2016, 17	19	4	10	14	4
3	D	Tim Heed	2017, 18	19	3	10	13	10
4	C/W	Barclay Goodrow	2016, 17	19	5	6	11	10
5	C	John McCarthy	2016, 17, 18, 19	27	3	8	11	18
6	RW	Buddy Robinson	2017	15	4	5	9	12
7	C	Rourke Chartier	2016, 17, 18	11	2	7	9	4
8	D	Nick DeSimone	2017, 18, 19	21	2	7	9	4
9	D	Julius Bergman	2016, 17, 18	23	1	8	9	14
10	LW/RW	Timo Meier	2017	14	4	3	7	41
11	C/RW	Danny O'Regan	2017	15	4	3	7	6
12	RW	Evan Weinger	2019, 21	8	3	4	7	0
13	RW/LW	Kevin Labanc	2017	16	3	4	7	6
14	D	Jacob Middleton	2017, 18, 19, 21	25	0	7	7	10
15	C/LW	Adam Helewka	2017, 18	16	4	2	6	6
16	LW/C	Jayden Halbgewachs	2019, 21	8	2	3	5	2
17	LW	Ivan Chekhovich	2018, 19, 21	12	2	3	5	6
18	D	Mirco Müller	2016, 17	19	0	5	5	10
19	LW	Rudolfs Balcers	2018	4	2	2	4	6
20	C	Maxim Letunov	2019, 21	7	2	2	4	2
21	C/RW	Dylan Gambrell	2019	4	1	3	4	0
22	D	Nicholas Meloche	2021	4	1	3	4	2
23	RW/C	Jon Martin	2016, 18, 19	8	3	0	3	12
24	C	Colin Blackwell	2017	15	3	0	3	8
25	RW	Jake McGrew	2021	4	2	1	3	0
26	C	Alexander True	2018, 19	8	2	1	3	4
27	C/RW	T.J. Hensick	2019	4	1	2	3	0
28	LW	Matt Fonteyne	2019	3	0	3	3	0
29	C	Krystof Hrabik	2021	3	2	0	2	0
30	RW/LW	Nikolay Goldobin	2016	4	2	0	2	4
31	C/RW	Jeremy Langlois	2016	4	1	1	2	0
32	C/RW	Alexander Chmelevski	2018	4	1	1	2	0
33	RW	Brandon Coe	2021	4	0	2	2	0
34	RW	Steenn Pasichnuk	2021	4	0	2	2	4
35	LW/C	Bryan Lerg	2016	4	1	0	1	0
36	C	Zach Gallant	2021	4	1	0	1	4
37	LW	Jeffrey Viel	2019	4	1	0	1	6
38	RW/C	Manuel Wiederer	2018	4	1	0	1	15
39	LW/RW	Nikita Jevpalovs	2016, 17	14	1	0	1	6
40	LW/RW	Lukas Radil	2019	1	0	1	1	0
41	C	Antti Suomela	2019	2	0	1	1	0
42	LW	Francis Perron	2019	3	0	1	1	2
43	D	Robbie Russo	2021	4	0	1	1	0
44	D	Brinson Pasichnuk	2021	4	0	1	1	0
45	D	Cavan Fitzgerald	2019	4	0	1	1	6
46	C	Scott Reedy	2021	4	0	1	1	6
47	D	Kyle Wood	2019	4	0	1	1	14
48	D	Dan Kelly	2017	6	0	1	1	7
49	RW	Zack Stortini	2017	6	0	1	1	14
50	D	Ryan Merkley	2019, 21	8	0	1	1	2
51	LW/RW	Marcus Sörensen	2017	10	0	1	1	10
52	D	Zach Frye	2018	1	0	0	0	0
53	C	Noah Gregor	2018	1	0	0	0	0
54	D	Thomas Grégoire	2018	1	0	0	0	0
55	LW	Frazer McLaren	2016	1	0	0	0	2
56	D	Matt Tennyson	2016	1	0	0	0	2
57	RW/C	Filip Sandberg	2018	2	0	0	0	0
58	LW	Gabryel Boudreau	2016	2	0	0	0	0
60	RW/LW	Joachim Blichfeld	2018	2	0	0	0	0
61	C/LW	Alex Gallant	2016, 17	2	0	0	0	5
62	LW	Brandon Mashinter	2018	3	0	0	0	0
63	D	Patrick McNally	2016, 17	3	0	0	0	0

ALL-TIME PLAYOFF ROSTER

RANK (PTS)	P	SKATER	YEARS	GP	G	A	PTS	PIM
64	D	Michael Brodzinski	2016, 18	3	0	0	0	2
65	C	Scott Timmins	2016	4	0	0	0	0
66	D	Karl Stollery	2016	4	0	0	0	0
67	D	Gus Young	2016	4	0	0	0	0
68	D	Radim Simek	2018	4	0	0	0	0
69	D	Keaton Middleton	2019	4	0	0	0	0
70	RW/LW	Jeremy Morin	2016	4	0	0	0	2
71	C/LW	Spencer Asuchak	2017	4	0	0	0	2
72	D	Jaycob Megna	4	0	0	0	0	2
73	LW	Timur Ibragimov	4	0	0	0	0	2
74	C	Kyle Topping	4	0	0	0	0	4
75	RW	Trevor Parkes	2016	4	0	0	0	19
76	LW	Emerson Clark	2018	4	0	0	0	31
77	LW/RW	Noah Rod	2017	5	0	0	0	0
78	C	Colby McAuley	2018	6	0	0	0	4



Ryan Carpenter

ALL-TIME BARRACUDA PLAYOFF GOALTENDING

RANK (GP)	GOALTENDER	YEARS	GP	MINS	W	L	SO	GA	GAA	SA	SVS	SV%
1	Troy Grosenick	2016, 17	16	918	8	7	2	41	2.69	459	418	.910
2	Josef Korenar	2019, 21	8	462	3	5	0	21	2.72	241	220	.913
3	Antoine Bibeau	2018, 19	5	222	1	3	0	16	3.45	104	88	.846
4	Aaron Dell	2016	4	231	1	3	0	10	2.59	146	136	.932
5	Stephon Williams	2018	1	26	0	0	0	1	2.34	8	7	.875

ALL-TIME BARRACUDA POSTSEASON RECORDS

All-Time Barracuda Postseason Records
(Through 2022-23 Season)
(& Indicates set AHL Record; \$ Indicates tied AHL Record)

TEAM RECORDS**GOALS**

MOST GOALS, GAME AT HOME – 6, 4/21/18 vs Tucson (6-3 W)
MOST GOALS, GAME ON ROAD – 5, 3 times, MR 4/18/19 @ San Diego (5-3 W)

MOST GOALS AGAINST, GAME AT HOME – 6, 4/23/17 vs. Stockton (4-6 L)
MOST GOALS AGAINST, GAME ON ROAD – 6, 3 times, MR 4/17/19 at San Diego (5-6 OTL)

MOST GOALS, GAME BY BOTH TEAMS AT HOME – 10, 4/23/17 vs. Stockton (4-6 L)
MOST GOALS, GAME BY BOTH TEAMS ON ROAD – 11, 4/17/19 at San Diego (5-6 OTL)

FEWEST GOALS, GAME AT HOME – 1, 2 times, MR 5/20/17 vs Grand Rapids (1-3 L)
FEWEST GOALS, GAME ON ROAD – 0, 2 times, MR 4/27/18 at Tucson (0-3 L)

FEWEST GOALS ALLOWED, GAME AT HOME – 0, 4/21/17 vs Stockton (4-0 W)
FEWEST GOALS ALLOWED, GAME ON ROAD – 0, 5/13/17 at San Diego (2-0 W)

FEWEST GOALS BY BOTH TEAMS, GAME AT HOME – 3, 5/2/17 vs Stockton (2-1 OTW)
FEWEST GOALS BY BOTH TEAMS, GAME ON ROAD – 2, 5/13/17 at San Diego (2-0 W)

EARLIEST GOAL FROM START OF GAME, FOR – 0:50, 4/24/19 vs. San Diego (2-5 L); Alex True
EARLIEST GOAL FROM START OF 2nd PERIOD, FOR – 1:02, 5/27/17 at Grand Rapids (2-4 L); Timo Meier
EARLIEST GOAL FROM START OF 3rd PERIOD, FOR – 0:40, 5/6/17 vs. San Diego (5-1 W); Barclay Goodrow
EARLIEST GOAL FROM START OF OVERTIME, FOR – 8:52, 5/2/17 vs. Stockton (2-1 OTW); Ryan Carpenter

EARLIEST GOAL FROM START OF GAME, AGAINST – 0:24, 5/27/17 at Grand Rapids (2-4 L); Brian Lashoff
EARLIEST GOAL FROM START OF 2nd PERIOD, AGAINST – 2:34, 5/28/16 at Ontario (1-3 L); Nic Dowd
EARLIEST GOAL FROM START OF 3rd PERIOD, AGAINST – 2:40, 5/23/16 vs. Ontario (3-2 W); Kurtis MacDermid
EARLIEST GOAL FROM START OF OVERTIME, AGAINST – 0:38, 5/5/17 vs. San Diego (2-3 OTL); Kevin Roy

FASTEST 2 GOALS FROM START OF GAME, FOR – 5:27, 4/17/19 at San Diego (5-6 OTL); T. Hensick, J. Viel
FASTEST 3 GOALS FROM START OF GAME, FOR – 6:15, 4/17/19 at San Diego (5-6 OTL), T. Hensick, J. Viel, D. Gambrell
FASTEST 4 GOALS FROM START OF GAME, FOR – 24:47, 4/17/19 at San Diego (5-6 OTL), T. Hensick, J. Viel, D. Gambrell, I. Chekhovich
FASTEST 5 GOALS FROM START OF GAME, FOR – 30:34, 4/17/19 at San Diego (5-6 OTL), T. Hensick, J. Viel, D. Gambrell, I. Chekhovich, J. McCarthy
FASTEST 6 GOALS FROM START OF GAME, FOR – 58:28, 4/21/18 vs. Tucson (6-3 W), R. Balcers, A. Helewka, R. Chartier, R. Balcers, M. Wiederer, R. Chartier

FASTEST 2 GOALS FROM START OF GAME, AGAINST – 6:16, 4/21/18 vs. Tucson (6-3 W); D. Strome, D. Strome
FASTEST 3 GOALS FROM START OF GAME, AGAINST – 10:18, 4/17/19 at San Diego (5-6 OTL); J. Larsson, S. Carrick, K. Sherwood
FASTEST 4 GOALS FROM START OF GAME, AGAINST – 17:07, 4/23/17 vs. Stockton (4-6 L); M. Jankowski, A. Carroll, L. Vey, G. Hathaway
FASTEST 5 GOALS FROM START OF GAME, AGAINST – 34:19, 4/25/18 at Tucson (0-6 L); M. Bunting, L. Crouse, L. Pederson, M. Sislo, A. Campbell
FASTEST 6 GOALS FROM START OF GAME, AGAINST – 40:53, 4/25/18 at Tucson (0-6 L); M. Bunting, L. Crouse, L. Pederson, M. Sislo, A. Campbell, M. Kempe

FASTEST 2 GOALS, FOR – 1:19, 4/23/17 vs. Stockton (4-6 L); J. Ryan [6:12, 2nd], J. McCarthy [7:31, 2nd]
FASTEST 3 GOALS, FOR – 2:58, 4/17/19 at San Diego (5-6 OTL); T. Hensick [3:16, 1st], J. Viel [5:27, 1st], D. Gambrell [6:15, 1st]
FASTEST 4 GOALS, FOR – 11:18, 5/12/17 at San Diego (4-3); B. Goodrow [12:44, 1st], R. Carpenter [18:47, 1st], C. Blackwell [11:30, 2nd], T. Heed [15:58, 2nd]
FASTEST 5 GOALS, FOR – 12:17, 4/17/19 at San Diego (5-6 OTL); T. Hensick [3:16, 1st], J. Viel [5:27, 1st], D. Gambrell [6:15, 1st], I. Chekhovich [4:47, 2nd], J. McCarthy [10:34, 2nd]

FASTEST 2 GOALS, AGAINST – :37, 4/17/19 at San Diego (5-6 OTL); J. Larsson [7:10, 1st], S. Carrick [7:47, 1st]
FASTEST 3 GOALS, AGAINST – 3:08, 4/17/19 at San Diego (5-6 OTL); J. Larsson [7:10, 1st], S. Carrick [7:47, 1st], K. Sherwood [10:18, 1st]
FASTEST 4 GOALS, AGAINST – 7:39, 5/26/17 at Grand Rapids (2-6 L); T. Bertuzzi [4:07, 2nd], E. Tangradi [9:42, 1st], T. Nosek [12:39, 2nd], M. Frk [17:21, 2nd]
FASTEST 5 GOALS, AGAINST – 29:25, 4/17/19 at San Diego (5-6 OTL); J. Larsson [7:10, 1st], S. Carrick [7:47, 1st], K. Sherwood [10:18, 1st], C. Tropp [14:47, 2nd], C. De Leo [16:35, 2nd]

MOST CONSECUTIVE GOALS GAME, FOR – 4, 4/21/17 vs. Stockton (4-0 W)
MOST CONSECUTIVE GOALS GAME, AGAINST – 6, 4/28/18 at Tucson (0-6 L)

MOST GOALS FOR, PERIOD AT HOME – 3, 3 times, MR 4/21/18 vs Tucson (6-3 W), 1st and 2nd period
MOST GOALS FOR, PERIOD ON ROAD – 3, 2 times, MR 4/17/19 at San Diego (5-6 OTL), 1st period

MOST GOALS AGAINST, PERIOD AT HOME – 4, 4/23/17 vs Stockton (4-6 L), 1st period
MOST GOALS AGAINST, PERIOD ON ROAD – 4, 5/26/17 at Grand Rapids (2-6 L), 2nd period

MOST GOALS FOR, BOTH TEAMS, PERIOD – 6, 4/17/19 at San Diego (5-6 OTL), 1st period

POINTS

MOST POINTS, GAME – 17, 4/21/18 vs. Tucson (6-3 W; 6-11-17)
MOST POINTS AGAINST, GAME – 17, 2 times, MR 4/17/19 at San Diego (5-6 OTL; 6-11-17)
MOST POINTS GAME BY BOTH TEAMS – 31, 4/17/19 at San Diego (5-6 OTL); 14 SJ, 17 SD

FEWEST POINTS, GAME – 0, 2 times, MR 5/2/17 at Tucson (0-3 L)
FEWEST POINTS AGAINST, GAME – 0, 2 times, MR 5/13/17 at San Diego (2-0 W)

ALL-TIME BARRACUDA POSTSEASON RECORDS**SHOTS****MOST SHOTS, GAME AT HOME** – 54, 5/2/17 vs. Stockton (2-1 OTW)**MOST SHOTS, GAME ON ROAD** – 49, 5/10/17 at San Diego (4-3 OTW)**MOST SHOTS FACED, GAME AT HOME** – 37, 4/22/16 vs. Ontario (2-3 L)**MOST SHOTS FACED, GAME ON ROAD** – 43, 4/28/16 at Ontario (1-3 L)**MOST SHOTS, GAME BY BOTH TEAMS AT HOME** – 82, 5/2/17 vs. Stockton (2-1 OTW); 54 SJ, 28 STK**MOST SHOTS, GAME BY BOTH TEAMS ON ROAD** – 84, 5/10/17 at San Diego (4-3 OTW); 49 SJ, 35 SD**FEWEST SHOTS, GAME AT HOME** – 15, 4/23/16 vs. Ontario (2-3 L)**FEWEST SHOTS, GAME ON ROAD** – 17, 4/28/16 at Ontario (1-3 L)**FEWEST SHOTS FACED, GAME AT HOME** – 16, 5/5/17 vs. San Diego (2-3 OTL)**FEWEST SHOTS FACED, GAME ON ROAD** – 23, 4/25/18 at Tucson (0-6 L)**FEWEST SHOTS, GAME BY BOTH TEAMS AT HOME** – 40, 5/18/21 vs. Tucson (2-1 W); SJ 20, ONT 20**FEWEST SHOTS, GAME BY BOTH TEAMS ON ROAD** – 44, 4/25/18 at Tucson (0-6 L); SJ 21, TUC 23**MOST SHOTS, PERIOD AT HOME** – 23, 5/2/17 vs. Stockton (2-1 OTW), 2nd period**MOST SHOTS, PERIOD ON ROAD** – 20, 5/10/17 at San Diego (4-3 OTW), 2nd period**MOST SHOTS, OT AT HOME** – 6, 5/2/17 vs. Stockton (2-1 OTW)**MOST SHOTS, OT ON ROAD** – 1, 5/10/17 at San Diego (4-3 OTW)**MOST SHOTS FACED, PERIOD AT HOME** – 14, 3 times, MR 4/22/19 vs. San Diego (2-4 L), 2nd period**MOST SHOTS FACED, PERIOD ON ROAD** – 19, 5/26/17 at Grand Rapids (2-6 L), 2nd period**MOST SHOTS FACED, OT AT HOME** – 5, 5/2/17 vs. Stockton (2-1 OTW)**MOST SHOTS FACED, OT ON ROAD** – 2, 4/17/19 at San Diego (5-6 OTL)**FEWEST SHOTS, PERIOD AT HOME** – 3, 2 times, MR 5/20/17 vs. Grand Rapids (1-3 L), 2nd period**FEWEST SHOTS, PERIOD ON ROAD** – 3, 2 times MR 5/25/18 at Tucson (0-6 L), 1ST period**FEWEST SHOTS FACED, PERIOD AT HOME** – 2, 5/5/17 vs. San Diego (2-3 OTL), 1st period**FEWEST SHOTS FACED, PERIOD ON ROAD** – 1, 5/10/17 at San Diego (4-3 OTW), 3rd period**LARGEST MARGIN OUTSHOOTING, HOME** – 26, 5/2/17 vs. Stockton (2-1 OTW); SJ 54, STK 28**LARGEST MARGIN OUTSHOOTING, ROAD** – 15, 5/27/17 at Grand Rapids (2-4 L); SJ 41, GR 26**LARGEST MARGIN OUTSHOT, HOME** – 21, 4/23/16 vs. Ontario (3-2 W); SJ 15, ONT 36**LARGEST MARGIN OUTSHOT, ROAD** – 26, 4/28/16 at Ontario (1-3 L); SJ 17, ONT 43**SPECIAL TEAMS****MOST PPG FOR, GAME AT HOME** – 3, 5/21/17 vs. Grand Rapids (4-2 W), 3 of 5**MOST PPG FOR, GAME ON ROAD** – 3, 5/12/17 at San Diego (4-3 OTW), 3 of 4**MOST PPG AGAINST, GAME AT HOME** – 1, 6 times, MR 4/24/19 vs. San Diego (2-5 L), 1 of 3**MOST PPG AGAINST, GAME ON ROAD** – 2, 2 times, MR 5/26/17 at Grand Rapids (2-6 L), 2 of 8**MOST PPG FOR, PERIOD, AT HOME** – 2, 5/21/17 vs. Grand Rapids (4-2 W), 1st period**MOST PPG FOR, PERIOD, ON ROAD** – 2, 5/12/17 at San Diego (4-3 W), 1st period**MOST PPG AGAINST, PERIOD, AT HOME** – 1, 6 times, MR 4/24/19 vs. San Diego (2-5 L), 2nd period**MOST PPG AGAINST, PERIOD, ON ROAD** – 1, 9 times, MR 4/25/18 vs. Tucson (0-6 L), 1st period**MOST PPG, GAME BY BOTH TEAMS AT HOME** – 4, 5/21/17 vs. Grand Rapids (4-2 W) SJ 3, GR 1**MOST PPG, GAME BY BOTH TEAMS ON ROAD** – 4, 5/12/17 at San Diego (4-3 W) SJ 3, SD 1**MOST PP ATTEMPTS FOR, GAME AT HOME** – 7, 4/23/17 vs. Stockton (6-4 L) 1 of 7**MOST PP ATTEMPTS FOR, GAME ON ROAD** – 6, 2 times, MR 4/18/19 at San Diego (5-3 W) 1 of 6**MOST PP ATTEMPTS AGAINST, GAME AT HOME** – 6, 4/23/17 vs. Stockton (4-6 L) 1 of 6**MOST PP ATTEMPTS AGAINST, GAME ON ROAD** – 8, 5/26/17 at Grand Rapids (2-6 L) 2 of 8**MOST PP ATTEMPTS, GAME, BOTH TEAMS AT HOME** – 13, 4/23/17 vs Stockton (4-6 L) SJ 1 of 7, Stockton 1 of 6**MOST PP ATTEMPTS, GAME, BOTH TEAMS ON ROAD** – 14, 5/26/17 at Grand Rapids (2-6 L) SJ 1 of 6, GR 2 of 8**MOST CONSECUTIVE GAMES SCORING PPG** – 2, 3 times, MR 4/19/18 vs. Tucson (2-4 L) to 4/21/18 vs. Tucson (6-3 W); 2 of 9**MOST CONSECUTIVE GAMES ALLOWING PPG** – 5, 5/20/17 vs. Grand Rapids (1-3 L) to 5/27/17 at Grand Rapids (2-4 L) 6 of 22**MOST CONSECUTIVE GAMES NOT SCORING A PPG** – 5, 4/22/16 vs. Ontario (1-2 L) to 4/23/17 vs. Stockton (4-6 L), 0 of 13**MOST CONSECUTIVE GAMES NOT ALLOWING A PPG** – 3, 4/27/18 at Tucson (0-3 L) to 4/18/19 at San Diego (5-3 W) 0 of 8**MOST CONSECUTIVE CHANCES NOT SCORING PPG** – 17, 4/22/16 vs. Ontario (1-2 L) to 4/23/17 vs. Stockton (4-6 L)**MOST CONSECUTIVE CHANCES NOT ALLOWING PPG** – 12, 5/5/17 vs. San Diego (2-3 OTL) to 5/12/17 at San Diego (4-3 W)**MOST SHG, GAME** – 1, 2 times, MR Ryan Carpenter 5/2/17 vs. Stockton (2-1 OTW)**MOST SHG ALLOWED, GAME** – 1, Chase De Leo 4/18/19 at San Diego (5-3 W)**MOST SHG, PERIOD** – 1, 2 times, MR Ryan Carpenter 5/2/17 vs. Stockton (2-1 OTW), OT**MOST SHG ALLOWED, PERIOD** – 1, Chase De Leo 4/18/19 at San Diego (5-3 W), 2nd period

ALL-TIME BARRACUDA POSTSEASON RECORDS**MOST CONSECUTIVE GAMES SCORING A SH GOAL** – 1, 2 times, MR Ryan Carpenter 5/2/17 vs. Stockton (2-1 OTW)**MOST CONSECUTIVE GAMES ALLOWING A SH GOAL** – 1, Chase De Leo 4/18/19 at San Diego (5-3 W)**MOST PENALTIES FOR, GAME AT HOME** – 8, 4/23/17 vs. Stockton (4-6 L), 16 PIM**MOST PENALTIES FOR, GAME ON ROAD** – 17, 5/26/17 at Grand Rapids (2-6 L), 61 PIM**MOST PENALTIES AGAINST, GAME AT HOME** – 9, 3 times, MR 4/21/18 vs Tucson (6-3 W), 32 PIM**MOST PENALTIES AGAINST, GAME ON ROAD** – 14, 5/26/17 at Grand Rapids (2-6 L), 47 PIM**MOST PIM FOR, GAME AT HOME** – 26, 4/21/18 vs. Tucson (6-3 W), 6 penalties**MOST PIM FOR, GAME ON ROAD** – 61, 5/26/17 at Grand Rapids (2-6 L), 17 penalties**MOST PIM AGAINST, GAME AT HOME** – 32, 4/21/18 vs. Tucson (6-3 W), 9 penalties**MOST PIM AGAINST, GAME ON ROAD** – 47, 5/26/17 at Grand Rapids (2-6 L), 14 penalties**FEWEST PENALTIES FOR, GAME AT HOME** – 2, 5/2/17 vs. Stockton (2-1 OTW), 4 PIM**FEWEST PENALTIES FOR, GAME ON ROAD** – 2, 5/10/17 at San Diego (4-3 OTW), 4 PIM**FEWEST PENALTIES AGAINST, GAME AT HOME** – 1, 4/22/19 vs. San Diego (2-4 L), 2 PIM**FEWEST PENALTIES AGAINST, GAME ON ROAD** – 1, 5/21/21 at Henderson (1-4 L), 2 PIM**FEWEST PIM FOR, GAME AT HOME** – 4, 2 times, MR 5/19/21 vs. Colorado (5-1 W), 2 penalties**FEWEST PIM FOR, GAME ON ROAD** – 4, 5/10/17 at San Diego (4-3 OTW), 2 penalties**FEWEST PIM AGAINST, GAME AT HOME** – 2, 4/22/19 vs. San Diego (2-4 L), 1 penalty**FEWEST PIM AGAINST, GAME ON ROAD** – 2, 5/21/21 at Henderson (1-4 L), 1 penalty**MOST PENALTY MINUTES, GAME BY BOTH TEAMS, HOME** – 58, 4/21/18 vs. Tucson (6-3 W), SJ 26, TUC 32**MOST PENALTY MINUTES, GAME BY BOTH TEAMS, ROAD** – 108, 5/26/17 at Grand Rapids (2-6 L), SJ 61, GR 47**FEWEST PENALTY MINUTES, GAME BY BOTH TEAMS, HOME** – 10, 4/22/19 vs. San Diego (2-4 L), SJ 4, SD 1**FEWEST PENALTY MINUTES, GAME BY BOTH TEAMS, ROAD** – 8, 5/10/17 at San Diego (4-3 OTW), SJ 4, SD 4**FEWEST PENALTIES, GAME BY BOTH TEAMS, HOME** – 5, 2 times, MR 5/19/21 vs. Colorado (5-1 W), SJ 2, COL 3**FEWEST PENALTIES, GAME BY BOTH TEAMS, ROAD** – 4, 2 times, MR 5/21/21 at Henderson (1-4 L) SJ 3, HSK 1**STREAKS****LONGEST WINNING STREAK, OVERALL** – 4 games, 5/6/17 vs San Diego thru 5/13/17 at San Diego**LONGEST WINNING STREAK, HOME** – 2 games, 2 times, MR 5/18/21 vs. Tucson thru 5/19/21 vs. Colorado**LONGEST WINNING STREAK, ROAD** – 3 games, 5/10/17 at San Diego thru 5/13/17 at San Diego**LONGEST LOSING STREAK, OVERALL** – 4 games, 5/24/17 at Grand Rapids thru 4/19/18 vs. Tucson**LONGEST LOSING STREAK, HOME** – 2 games, 4/22/19 vs San Diego thru 4/24/19 vs. San Diego**LONGEST LOSING STREAK, ROAD** – 6 games, 5/24/17 at Grand Rapids thru 4/17/19 at San Diego**LONGEST SCORELESS STREAK, FOR** – 124:49, 4/21/18 (3rd period) vs. Tucson thru 4/17/19 vs. San Diego (1st period)**LONGEST SCORELESS STREAK, OPPONENT** – 67:02, 5/12/17 at San Diego (3rd period) thru 5/20/17 vs Grand Rapids (1st period)**WIDEST MARGIN OF VICTORY, HOME** – 4, 3 times, MR 5/19/21 vs. Colorado (5-1 W)**WIDEST MARGIN OF VICTORY, ROAD** – 2, 3 times, MR 4/18/19 at San Diego (5-3 W)**WIDEST MARGIN OF DEFEAT, HOME** – 2, 3 times, MR 4/19/18 vs. Tucson (2-4 L)**WIDEST MARGIN OF DEFEAT, ROAD** – 6, 4/25/18 at Tucson (0-6 L)**MOST CONSECUTIVE OVERTIME GAMES** – 2, 5/2/17 vs. Stockton (2-1 OTW) thru 5/5/17 vs. San Diego (2-3 OTW)**MOST CONSECUTIVE GAMES WITHOUT GOING TO OVERTIME** – 11, 5/12/17 at San Diego (4-3 W) thru 4/27/18 at Tucson (0-6 L)**MOST CONSECUTIVE GAMES WITHOUT BEING SHUTOUT** – 17, 4/22/16 vs. Ontario (1-2 L) thru 4/21/18 vs. Tucson (6-3 W)**MOST HAT TRICKS IN A GAME** – N/A**MOST CONSECUTIVE GAMES SCORING A HAT TRICK** – N/A**MOST CONSECUTIVE GAMES ALLOWING A HAT TRICK** – N/A**INDIVIDUAL RECORDS****MOST POINTS, GAME** – 4, Rudolfs Balcers (2-2=4) 4/21/18 vs. Tucson (6-3 W)**MOST GOALS, GAME** – 2, 6 times, MR Krystof Hrabik 5/19/21 vs. Colorado (5-1 W)**MOST ASSISTS, GAME** – 3, Joachim Ryan 4/23/17 vs. Ontario (3-2 W)**MOST PPG, GAME** – 1, 17 times, MR Max Letunov 5/23/21 at Henderson (2-4 L)**MOST SHG, GAME** – 1, 2 times, MR Ryan Carpenter 5/2/17 vs. Stockton (2-1 OTW)**MOST SHOTS, GAME** – 9, Ryan Carpenter 5/2/17 vs. Stockton (2-1 OTW)**MOST PENALTIES, GAME** – 4, Emerson Clark 4/25/18 at Tucson (0-6 L)**MOST PIM, GAME** – 24, Emerson Clark 4/25/18 at Tucson (0-6 L)**BEST PLUS/MINUS, GAME** – +4, Radim Simek/Tim Heed 4/21/18 vs. Tucson (6-3 W)**WORST PLUS/MINUS, GAME** – -4, 2 times, MR Radim Simek 4/25/18 at Tucson (0-6 L)**MOST POINTS, PERIOD** – 3, Rudolfs Balcers (1+2=3) 4/21/18 vs. Tucson (6-3 W, 1st period)**MOST GOALS, PERIOD** – 2, Joachim Ryan 4/23/17 vs. Stockton (4-6 L, 2nd period)**MOST ASSISTS, PERIOD** – 2, 4 times, MR Rudolfs Balcers 4/21/18 vs. Tucson (6-3 W, 1st period)**MOST PPG, PERIOD** – 1, 1, 17 times, MR Max Letunov 5/23/21 at Henderson (2-4 L, 2nd period)**MOST SHG, PERIOD** – 1, 2 times, MR Ryan Carpenter 5/2/17 vs. Stockton (2-1 OTW, OT)

ALL-TIME BARRACUDA POSTSEASON RECORDS

MOST POINTS BY OPPONENT, GAME – 3, 9 times, MR Danny O'Regan (2-1=3) 5/23/21 at Henderson (2-4 L)
MOST GOALS BY OPPONENT, GAME – 3, Jack Dugan 5/21/21 at Henderson (1-4 L)
MOST ASSISTS BY OPPONENT, GAME – 3, Dylan Strome 4/25/18 at Tucson (0-6 L)
MOST PPG BY OPPONENT, GAME – 1, 17 times, MR Danny O'Regan 5/23/21 at Henderson (2-4 L)
MOST SHG BY OPPONENT, GAME – 1, 3 times, MR Danny O'Regan 5/23/21 at Henderson (2-4 L)
MOST SHOTS BY OPPONENT, GAME – 7, 3 times, MR Sampo Ranta 5/19/21 vs. Colorado (5-1 W)
MOST PENALTIES BY OPPONENT, GAME – 4, Trevor Murphy 4/21/18 vs. Tucson (6-3 W)
MOST PIM BY OPPONENT, GAME – 19, Trevor Murphy 4/21/18 vs. Tucson (6-3 W)
BEST PLUS/MINUS BY OPPONENT, GAME – +3, 12 times, MR Brayden Pachal 5/21/21 vs Henderson (1-4 L)
WORST PLUS/MINUS BY OPPONENT, GAME – -3, 8 times, MR Martin Kaut/Justin Barron/T.J. Tynan 5/19/21 vs. Colorado (5-1 W)

MOST POINTS BY OPPONENT, PERIOD – 3, Eric Tangradi (1-2=3) 5/26/17 at Grand Rapids (2-6 L, 2nd)
MOST GOALS BY OPPONENT, PERIOD – 2, 4 times, MR Danny O'Regan 5/23/21 at Henderson (2-4 L, 2nd period)
MOST ASSISTS BY OPPONENT, PERIOD – 3, 5 times, MR Dylan Strome 4/27/18 at Tucson (0-3 L, 3rd period)
MOST PPG BY OPPONENT, PERIOD – 1, 16 times, MR Danny O'Regan 5/23/21 at Henderson (2-4 L, 2nd period)
MOST SHG BY OPPONENT, PERIOD – 1, 3 times, MR Danny O'Regan 5/23/21 vs. Henderson (2-4 L, 2nd period)

MOST CONSECUTIVE GAMES, GOAL – 3, Ryan Carpenter 5/2/17 vs. Stockton thru 5/6/17 vs. San Diego
MOST CONSECUTIVE GAMES, ASSIST – 4, Jacob Middleton 5/10/17 at San Diego thru 5/20/17 vs. Grand Rapids
MOST CONSECUTIVE GAMES, POINT – 5, Ryan Carpenter 5/2/17 vs. Stockton thru 5/12/17 at San Diego
MOST CONSECUTIVE GAMES PLAYED – 27, John McCarthy 4/22/16 thru present

GOALTENDERS**BARRACUDA**

MOST MINUTES, GAME – 77:40, Troy Grosenick, 5/10/17 at San Diego (4-3 OTW)
FEWEST GOALS ALLOWED, GAME – 0, 2 times, MR 5/13/17 at San Diego (2-0 W, 34 saves)
MOST GOALS ALLOWED, PERIOD – 4, 2 times, MR Troy Grosenick 5/26/17 at Grand Rapids (2-6 L, 2nd period)
MOST SHOTS FACED, GAME – 41, Troy Grosenick 5/24/17 at Grand Rapids (2-4 L, 38/41)
MOST SHOTS FACED, PERIOD – 19, Troy Grosenick 5/26/17 at Grand Rapids (2-6 L, 2nd period)
MOST SAVES, GAME – 38, Troy Grosenick 5/24/17 at Grand Rapids (2-4 L, 38/41)
MOST SAVES PERIOD – 15, 3 times, MR 5/26/17 at Grand Rapids (2-6 L, 2nd period); 15/19
FEWEST SHOTS FACED, GAME – 16, Troy Grosenick 5/5/17 vs. San Diego (2-3 OTL, 13/16)
FEWEST SHOTS FACED, PERIOD – 2, Troy Grosenick 5/5/17 vs. San Diego (2-3 OTL, 1st period)
LONGEST SHUTOUT STREAK – 67:02, Troy Grosenick 5/12/17 at San Diego (3rd period) thru 5/20/17 vs Grand Rapids (1st period)
MOST SHUTOUTS, SEASON – 2, Troy Grosenick, 2017
MOST CONSECUTIVE WINS IN A SINGLE POSTSEASON – 4, Troy Grosenick 5/6/17 vs. San Diego thru 5/13/17 at San Diego
MOST CONSECUTIVE LOSSES IN A SINGLE POSTSEASON – 3, Troy Grosenick 5/24/17 at Grand Rapids thru 5/27/17 at Grand Rapids

HAT TRICKS**Barracuda (0)**

Goals	Player	Date	Game	Score	Goaltender(s)
-------	--------	------	------	-------	---------------

OPPONENTS (1)

Goals	Player	Date	Game	Score	Goaltender(s)
3	Jack Dugan	May 21, 2021	at Henderson	1-4 L	Josef Korenar (1), EN (2)

PENALTY SHOTS**Barracuda (1 for 1)**

Date	Opponent	Player	Goaltender	Result	Time	Period	Score
May 26, 2017	at Grand Rapids	Colin Blackwell	Jared Coreau	Successful	13:57	1st	2-6 L

OPPONENTS (0 for 1)

Date	Opponent	Player	Goaltender	Result	Time	Period	Score
April 28, 2016	at Ontario	Nic Dowd	Aaron Dell	Unsuccessful	14:36	1st	1-3 L



Frenzy is the official mascot of the San Jose Barracuda, created by SJ Sharkie in his secret hideout. Frenzy can be found at all Barracuda home games as well as in and around San Jose at a number of community events. School visits, youth hockey practices, birthday parties and private functions are just a few of the many places Frenzy will go. Request an appearance at <https://www.sjbarracuda.com/fanzone/request-frenzy-appearance>



GENERAL INFORMATION

SAP CENTER AT SAN JOSE



NORTHERN CALIFORNIA'S TOP ENTERTAINMENT VENUE

SAP Center at San Jose continues to be the premier sports and entertainment venue in Silicon Valley and the crown jewel of a thriving and evolving downtown San Jose. With its distinguishing 10-story glass pyramid entry and unique stainless-steel façade, the facility has provided a distinct identity for the City of San Jose for almost 30 years. Located in the heart of Silicon Valley, SAP Center is an exemplification of the architectural excellence and technological innovation that defines the area.

Ahead of the 2023-24 season, the San Jose Sharks announced newest premium seating experience at SAP Center – the Penthouse Lounge. The Penthouse Lounge offers a dynamic seating experience for members that includes the premium amenities of a suite with the added bonus of a semi-private lounge. Ideal for friends, family, or clients, the Penthouse Lounge is sold to members as four to six-person theater boxes that will provide a perfect social experience for all. Featuring an all-inclusive food and beverage experience from a chef-inspired, rotating food menu that includes access to a diverse assortment of beer, wine, and spirits, members have access to a private bar and a versatile space created for communal dining or semi-private entertainment. Penthouse Lounge Ticket Holders will have access to a variety of events at SAP Center including all Sharks Game, and select access to concerts, family shows, and more. Construction of the newest addition was handled by Devcon.

SAP Center also replaced the center hung video board and halo displays that were installed in 2007 ahead of the 2022-23 season. The new Daktronics center-hung video board halo displays move from an 18.9 mm Pixel Pitch LED board to a 5.9 mm Daktronics Pixel Pitch board that has four times the pixels. The new board is approximately nine feet taller and 15 feet wider than the previous board but weighs the same and can demonstrate continuous content throughout the board which is unique. Additionally, the new center-hung board has under belly displays to enhance viewing for people sitting in the first several rows of the lower bowl including glass seats.

Home to the San Jose Sharks of the National Hockey League and Bay Area Panthers of the Indoor Football League, SAP Center at San Jose continues to be recognized as one of the biggest economic generators for the City of San Jose. In 2016, the Silicon Valley Business Journal estimated that one regular season Sharks game contributes more than \$2M to the local economy. Over the last ten years, SAP Center's economic impact on the City of San Jose has been almost \$4 Billion.

At a media event in May 2015, Sharks Majority Owner Hasso Plattner, City of San Jose Mayor Sam Liccardo, and former Sharks President John Tortora proudly announced an extension of the lease agreement between the Sharks and the City of San Jose, paving the way for the franchise to stay in San Jose for 25 years through 2040.

Pollstar Magazine consistently ranks SAP Center as a top venue in the United States and the world in terms of non-sports tickets sold.

SAP Center opened its doors on September 7, 1993 when the Ringling Brothers & Barnum and Bailey Circus performed the first event in the brand new, state-of-the-art facility. Since that time, the venue has hosted many of the biggest names in the entertainment industry including Harry Styles, Katy Perry, Paul McCartney, Adele, The Rolling Stones, Bruce Springsteen, Barbra Streisand, Bob Dylan, Beyonce, Elton John, Garth Brooks, Jay-Z, The Three Tenors (Plácido Domingo, Luciano Pavarotti and Jose Carreras), Madonna, Lady Gaga, Prince, Los Tigres Del Norte, The Eagles and U2.

SAP Center has also hosted several world-class, championship sporting events, including: the 2016 Stanley Cup Final; the NHL's All-Star Weekend twice, in January 1997 and January 2019; two Olympic Trials for USA Gymnastics (2012 & 2016) and the U.S. Gymnastics Championships in 2023; four NCAA Men's Division I Basketball Western Regional Finals (1997, 2002, 2007, & 2017); 1999 NCAA Division I Women's Final Four; and four U.S. Figure Skating Championships (1996, 2012, 2018, and 2023).

SAP CENTER FACTS & FIGURES

Site Location:	525 W. Santa Clara St., San Jose, CA 95113
Site Area:	Approximately 17 acres
Building Dimensions:	Length - 425 ft. x 425 ft. Height - 117 ft.
Internal Space:	450,000 sqft.
Exterior:	Concrete; space frame steel truss; ribbed stainless steel siding; 10-story glass pyramid entry
Seating Capacity:	20,000 maximum; Basketball - 18,543 Multi-purpose - 16-20,000 Hockey - 17,435
Parking:	Approximately 1,800 spaces on site; up to 8,000 spaces within a 5-10 minute walk
Executive Suites:	59 (Concourse 22, Penthouse 37)
Penthouse Lounge:	184 theatre-style seats
Penthouse Terrace Group Entertainment Areas:	3
Cost:	\$162.5 million (\$132.5 million funded by City of San Jose; \$30 million funded by San Jose Arena Management
Project Developer:	Redevelopment Agency of San Jose
Owner:	City of San Jose
Builder:	Perini Building Company, Western Division
Construction Manager:	HuntCor Inc.
Architect:	Sink Combs Dethlefs
Arena Operator:	San Jose Arena Management
Name History:	San Jose Arena (original) Re-named Compaq Center at San Jose (Mar. 27, 2001) Re-named HP Pavilion at San Jose (Nov. 30, 2002) Re-named SAP Center at San Jose (July 9, 2013)
Primary Tenant:	San Jose Sharks
Groundbreaking:	June 26, 1990
First Event:	Ringling Bros. and Barnum & Bailey Circus Sept. 7, 1993
First Hockey Game:	Sharks vs. New York Islanders Sept. 30, 1993 (preseason game)
Days to Build:	540 days

TECH CU ARENA



HOME OF THE SAN JOSE BARRACUDA; LOCATED INSIDE OF SHARKS ICE SAN JOSE

Tech CU Arena is the crown jewel of a 200,000 square foot expansion of the Sharks Ice at San Jose public skating facility and the new home of the San Jose Barracuda.

The multi-level, multi-purpose arena, includes locker rooms, training facilities and executive office space for the Barracuda, an in-arena video board and LED display, 12 premium suites, eight loge boxes, one theatre suite, a 46-person party deck, three bar locations including one at ice level, seven food concession stations, a press room and press box and two team merchandise stores.

In January 2020, the San Jose City Council unanimously approved the 200,000 square-foot expansion of Sharks Ice at San Jose, adding two additional recreational ice sheets to the facility, increasing the building's total ice sheets to six and doubling the facility's footprint to just under 400,000 square feet. The expansion makes Sharks Ice at San Jose the largest ice facility in the United States and is LEED-certified Silver with a focus on green building initiatives including Bloom Energy cells, high efficiency LED lighting, electric Zamboni, and electric vehicle chargers.

Sharks Ice at San Jose is owned by the City of San Jose and has been managed and operated by Sharks Ice LLC, a subsidiary of Sharks Sports & Entertainment, since 1998. Since that time, the facility has seen two previous large-scale expansions. In 1999, a third ice sheet and a training facility for the San Jose Sharks was completed. In 2005, a fourth ice sheet and Stanley's Sports Bar was added.

In conjunction with Sharks Ice at San Jose, Sharks Ice LLC manages and operates two other ice facilities in the Bay Area: Sharks Ice at Fremont and the Oakland Ice Center, operated by Sharks Ice.

The Sharks Ice family of rinks serves a diverse variety of ice sports including ice hockey, figure skating, broomball, curling, speed skating, ice dancing and public skating. The Sharks Ice umbrella is home to the largest adult hockey league in the United States, boasting more than 4,300 participants.

In addition to serving as the official practice and training facility for the Sharks and the Barracuda, Sharks Ice at San Jose also hosts the San Jose State University Spartans hockey team, the Jr. Sharks hockey program, the Peninsula Figure Skating Club and the Silicon Valley Curling Club.



Focusing on youth and young adult education, the Sharks Community Relations department provides engaging, interactive and fun programming to bring the game of hockey to diverse communities throughout the Bay Area. From physical fitness education to dynamic school programs and scholarships, there's something for every young Sharks fan. During the 2023-24 season, 26,693 students from 382 school sites benefited from Sharks Community programs.

To learn more about Community programs, [click here](#)

To learn more about School Program offerings [click here](#)

To request an in-kind donation, [click here](#)

SHARKS FOUNDATION



The Sharks Foundation is dedicated to enhancing the lives of underserved youth and families in our community with an emphasis in the areas of education, health and safety and character development. The Sharks Foundation supplies emergency aid when appropriate, executes unique and relevant programming, supports the advancement of youth hockey and provides financial support and resources to organizations that enrich the lives of those in need.

The Sharks Foundation was established in 1994 as the official charitable arm of the San Jose Sharks. Each year the Foundation partners with individuals, corporations, and funding partners in the community, who support its efforts to improve the lives of youth and families in the Bay Area. Each year the Sharks Foundation hosts its annual Giving Campaign which focuses on different causes each month and features key activations with Sharks players, coaches, alumni, executives, broadcasters, team partners and mascot S.J. Sharkie. Funds raised by the Sharks Foundation is provided to public, 501(c)(3) organizations through the Sharks Foundation's Community Assist Grant Cycle. During the 2023-24 season, the Sharks Foundation provided nearly \$900,000 in financial support to local non-profits. Since its inception, the Foundation has given more than \$20 million to hundreds of high-performing non-profit organizations.

PROGRAMS

GOALS FOR KIDS

The Goals for Kids program was established in 2014 in partnership with the Koret Foundation and Taube Philanthropies to support local non-profit organizations and celebrate each on-ice accomplishment. For every San Jose Sharks goal scored, \$1,000 is contributed to a running sum of funds which is then evenly distributed amongst the Goals for Kids beneficiaries at the end of the season. During the 2023-24 season, \$180,000 was dedicated back into the community, bringing the total funds raised and distributed through the program to \$2,407,500 since inception.

2023-24 SPONSORS & BENEFICIARIES

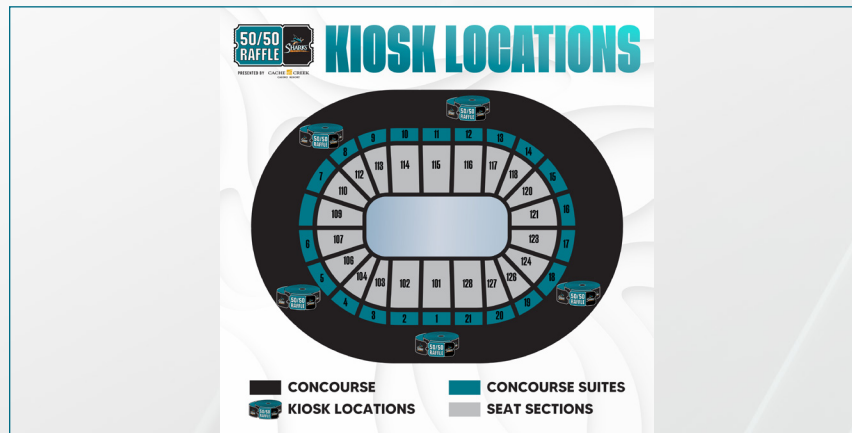
Presenting Partners: Taube Philanthropies, Chegg, and Tech CU

Participating Sponsor: Swenson Foundation

Beneficiaries: Adolescent Counseling Services, Elevate Tutoring, International Association for Human Values, Leukemia & Lymphoma Society, MACLA, Narika, and Wayfinder Family Services

50-50 RAFFLE

The Sharks Foundation hosts the 50/50 Raffle presented by Cache Creek Casino Resort at all Sharks home games. With the purchase of a raffle ticket, one lucky fan has the opportunity to win half of the gross proceeds raised at each game, with the remaining half benefiting the Sharks Foundation and local non-profit organizations. Sellers are distinguished by bright orange shirts throughout the arena, as well as stationed at 50/50 kiosks. The raffle has dedicated more than \$2.3 million to non-profits in the Bay Area since its 2016 inception.



FUNDRAISING

SAMPLING WITH THE SHARKS

The **Sampling with the Sharks** wine tasting fundraiser is the Sharks Foundation's signature and most successful fundraising event of the season. Attendees of this semiformal occasion enjoy some of the finest wines from throughout Northern California while mingling with Sharks players and VIPs. Sampling guests receive a Sharks-themed wine glass for tasting and get access to an exclusive live auction.

MYSTERY PUCKS

The Foundation sells sets of **Mystery Pucks** during the hockey season. The specially designed pucks are each signed by a Sharks player and wrapped so the player's identity remains a mystery until after the purchase. Pucks are \$30 on the Concourse at select Sharks home games, or \$35 for online purchases. At the beginning of the season, fans can opt into a subscription program to receive all pucks and the annual holiday ornament for a one-time, flat fee purchase.

AUCTIONS

Throughout the season, the Sharks Foundation hosts **auctions** featuring unique Sharks memorabilia and merchandise. Fans can bid on these exclusive items remotely through a mobile bidding platform by texting SHARKS to 76278.

SHARKS FOUNDATION BOOTH

Every Sharks home game, fans can stop by the Sharks Foundation booth at Section 118 to purchase miscellaneous merchandise, find out about upcoming events and/or make a donation to the Sharks Foundation!

S.J. SHARKIE



Since his NHL debut in January 1992, Sharkie has become one of the most recognized mascots in the sports world. He's a highly respected figure both inside and outside of the SAP Center and throughout the hockey community.

A consistent and familiar presence at every Sharks home game, Sharkie has the enviable task of entertaining hockey fans night in and night out, performing a variety of humorous, exciting, death-defying, and unique stunts and acts.

This loveable mascot makes a splash at more than 450 public appearances each year and serves as the face of several Sharks community initiatives, including Reading Is Cool, Stick to Fitness, Anti-Bully Programming, Little Sharks, and the FINactical Kids Club. Besides his numerous public appearances, Sharkie is also involved with numerous Bay Area charities, and spending countless hours on behalf of the Sharks Foundation.

For more information on the fun-loving fish, his appearance descriptions and opportunities for in-game events, please visit sjsharkie.com or follow Sharkie on social media @sjsharkie.



SAN JOSE JR. SHARKS



The San Jose Jr. Sharks is a youth hockey club offering competitive teams for boys (ages 9-18), girls (ages 8-19) for long-term development, not short-term success. Travel AA, A and B programs offer a balance of skill development and competition, with a solid practice program and the opportunity to participate in a highly competitive league throughout Northern California.

Through the programs offered, several players have developed and honed their skills at the youth level and eventually went on to make their debuts in the National Hockey League. Two players who are Jr. Sharks alumni have also played in an NHL game for the San Jose Sharks: forward Matt Tennyson and goaltender Devin Cooley. Former Jr. Sharks Reese Laubach was selected by San Jose in the 2022 NHL Draft.

The 2024 NHL Draft was a milestone event for the Jr. Sharks program, with alumnus Macklin Celebrini being selected first overall by San Jose. The centerman, who went on to compete for the Shattuck St. Mary's high school program, USHL Chicago Steel and Boston University prior to being selected, registered 101 points with 54 goals over 61 games with the Jr. Sharks 14U AAA squad in 2019-20.

Extending this strong foundation Tier I "AAA" teams gain the highest possible developmental and competitive learning experience, by playing at a State, Regional and National level, developing top-tier players who are capable of attaining their future hockey goals. The Girls programs works to recruit, retain, and develop their player pool and have the teams compete at local, state, and nationals levels. The Jr. Sharks goal is to create opportunities for female hockey players at the national and collegiate levels.

The San Jose Jr. Sharks program provide players with the tools and training necessary to compete at USA Hockey's National Championships, to have the opportunity to attend the National Development Camps, to play Division 1 or Division 3 college hockey, and to encourage dreams of becoming future Olympians or even professional hockey players. For more information about the Jr. Sharks, please visit <https://www.sjrsharks.com/>.



VOICES OF WINTER

The San Jose Sharks are fortunate to have the best broadcast team in all of sports. The television broadcast will consist of play-by-play announcer **Randy Hahn**, along with color analyst **Drew Remenda**.

The Sharks will be streaming live game audio broadcasts on the Sharks Audio Network, available on the Sharks + SAP Center App and online at sjsharks.com/listen. The audio broadcast will consist of play-by-play announcer, 2023 Foster Hewitt Memorial Award Winner and Hockey Hall of Famer **Dan Rusanowsky**, joined by a crew of color analysts including former Sharks **Scott Hannan**, **Jamal Mayers**, **Jason Demers** and **Alex Stalock**.

Throughout the season, the Sharks broadcast team will be providing fans with multi-faceted analysis and diverse perspective as to how they are seeing the action on the ice.

REGULAR SEASON TELEVISION BROADCASTS

NBC Sports California, the home of “Authentic Bay Area Sports,” is the Sharks exclusive regional cable television broadcast partner.

All regular season Sharks games in 2024-25 will be televised, with NBCSCA broadcasting 76 of them. An additional six will be broadcast nationally under the NHL’s partnership with ESPN.

Eight-time Regional Emmy Award winning play-by-play announcer Randy Hahn once again will call all the action for the regional Sharks television broadcasts. Television color commentary will be provided by Drew Remenda, who rejoined the Sharks broadcast team for the 2021-22 season. Tara Slone, who serves as a content contributor for the Sharks will also be a part of select television broadcasts for the second straight season.

Sharks Pregame Live, Sharks Postgame Live: NBC Sports California’s Sharks Pregame Live hosted by Alan Hoshida will lead viewers right to the drop of the puck with a breakdown of the day’s matchup, insightful analysis, and interviews with Sharks coaches and players. Immediately following Sharks games on NBC Sports California, Sharks Postgame Live will provide in-depth game analysis, complete game highlights, a live look at Coach Ryan Warsofsky press conference, interviews from the dressing room and player reaction, and a preview of the next game.

MyTeams by NBC Sports, NBCSportsCalifornia.com: NBC Sports California offers live streams of its Sharks games to NBC Sports California subscribers, along with its game-day shows Sharks Pregame Live and Sharks Postgame Live, via the MyTeams by NBC Sports app. MyTeams and NBCSportsCalifornia.com delivers complete Sharks and NHL coverage all season long, and provides insightful news and analysis, insider reports, extensive live video, a robust line-up of on-demand video, and content from the network’s news programming.

RADIO BROADCASTS

The Sharks Audio Network will broadcast all regular season and Stanley Cup Playoff San Jose Sharks games. The audio broadcast will be streamed on the Sharks + SAP Center App and at sjsharks.com/listen. Long-time play-by-play announcer Dan Rusanowsky returns for his 34th season behind the microphone, joined by color analysts Scott Hannan, Jamal Mayers, Jason Demers and Alex Stalock. All Sharks broadcasters will appear in various segments on the Sharks Audio Network.

In addition, **Ted Ramey**, who has served as the host of “Morning Tide” for the last five seasons, and **Tara Slone**, host of “The Undercurrent” will return as a major contributors to Sharks Audio Network. programming. Morning Tide will continue to be heard the morning after every Sharks game this season, making it the only Sharks-focused talk program available to Sharks fans.

Tune in 30 minutes before puck drop throughout the season for live pregame coverage and stay on after the game for live postgame coverage.

In addition to the live broadcasts the Sharks Audio Network will provide a variety of Sharks and Barracuda programs, including exclusive programming with Sharks Head Coach Ryan Warsofsky, Sharks GM Mike Grier, player profiles, game highlights and replays, catch-ups with Sharks alumni, classic Sharks games, as well as an opportunity for fans to interact with Sharks and Barracuda hosts and personalities.

Sharks Radio Network affiliate stations throughout Northern California will also broadcast Sharks action.

Auburn	KAHI 950 AM / 102.9 / 104.5 FM
Modesto	KESP 970 AM
Fresno	KFIG 1430 AM
Clovis	KFPT 790 AM
Chico	KPAY 1290 AM / 102.9 FM
Lakeport	KXBX 1270 AM / 96.5 FM
Eureka-Arcata	KATA 1340 AM / 107.3 FM

2024-25 BROADCAST SCHEDULE



SAN JOSE SHARKS

2024-25 BROADCAST SCHEDULE

SEPTEMBER

DAY	DATE	OPPONENT	TIME (PT)	TV	RADIO
Sun.	22	Vegas	5:00 p.m.	sjsharks.com	
Tue.	24	Anaheim	7:00 p.m.	sjsharks.com	
Thu.	26	at Anaheim	7:00 p.m.	TBA	

OCTOBER

DAY	DATE	OPPONENT	TIME (PT)	TV	RADIO
Tue.	1	Utah	7:00 p.m.	sjsharks.com	
Fri.	4	Anaheim	7:00 p.m.	sjsharks.com	
Sat.	5	at Vegas	7:00 p.m.	TBA	
Thu.	10	St. Louis	7:30 p.m.		
Sat.	12	Anaheim	7:00 p.m.		
Tue.	15	at Dallas	5:00 p.m.		
Thu.	17	at Chicago	5:30 p.m.		
Fri.	18	at Winnipeg	5:00 p.m.		
Sun.	20	Colorado	5:00 p.m.		
Tue.	22	at Anaheim	7:15 p.m.		
Thu.	24	at Los Angeles	7:30 p.m.		
Sat.	26	at Vegas	7:00 p.m.		
Mon.	28	at Utah	6:00 p.m.		
Tue.	29	Los Angeles	7:00 p.m.		
Thu.	31	Chicago	7:30 p.m.		

NOVEMBER

DAY	DATE	OPPONENT	TIME (PT)	TV	RADIO
Sat.	2	Vancouver	7:00 p.m.		
Tue.	5	Columbus	7:30 p.m.		
Thu.	7	Minnesota	7:30 p.m.		
Sun.	10	at New Jersey	4:00 p.m.		
Mon.	11	at Philadelphia	4:00 p.m.		
Thu.	14	at N.Y. Rangers	4:00 p.m.		
Sat.	16	at Pittsburgh	4:00 p.m.		
Mon.	18	Detroit	7:30 p.m.		
Wed.	20	at Dallas	5:00 p.m.		
Thu.	21	at St. Louis	5:00 p.m.		
Sat.	23	Buffalo	5:00 p.m.		
Mon.	25	Los Angeles	7:30 p.m.		
Wed.	27	Ottawa	7:30 p.m.		
Fri.	29	Seattle	12:30 p.m.		
Sat.	30	at Seattle	7:00 p.m.		

DECEMBER

DAY	DATE	OPPONENT	TIME (PT)	TV	RADIO
Tue.	3	at Washington	4:00 p.m.		
Thu.	5	at Tampa Bay	4:00 p.m.		
Sat.	7	at Florida	3:00 p.m.		
Tue.	10	at Carolina	4:00 p.m.		
Thu.	12	at St. Louis	5:00 p.m.		
Sat.	14	Utah	7:00 p.m.		
Tue.	17	Winnipeg	7:30 p.m.		
Thu.	19	Colorado	7:30 p.m.		
Sat.	21	at Edmonton	1:00 p.m.		
Mon.	23	at Vancouver	6:00 p.m.		
Fri.	27	Vegas	7:30 p.m.		
Sat.	28	Calgary	7:00 p.m.		
Tue.	31	Philadelphia	5:00 p.m.		

JANUARY

DAY	DATE	OPPONENT	TIME (PT)	TV	RADIO
Thu.	2	Tampa Bay	7:30 p.m.		
Sat.	4	New Jersey	1:00 p.m.		
Tue.	7	Vegas	7:30 p.m.		
Fri.	10	at Utah	6:00 p.m.		
Sat.	11	Minnesota	7:00 p.m.		
Tue.	14	at Detroit	4:00 p.m.		
Thu.	16	at Columbus	4:00 p.m.		
Sat.	18	at N.Y. Islanders	4:30 p.m.		
Mon.	20	at Boston	10:00 a.m.		
Tue.	21	at Nashville	5:00 p.m.		
Thu.	23	Nashville	7:30 p.m.		
Sat.	25	Florida	7:00 p.m.		
Mon.	27	Pittsburgh	7:30 p.m.		
Thu.	30	at Seattle	7:00 p.m.		

FEBRUARY

DAY	DATE	OPPONENT	TIME (PT)	TV	RADIO
Tue.	4	Montreal	7:30 p.m.		
Thu.	6	Vancouver	7:30 p.m.		
Sat.	8	Dallas	7:00 p.m.		
Sun.	23	at Calgary	5:00 p.m.		
Mon.	24	at Winnipeg	4:30 p.m.		
Thu.	27	at Montreal	4:00 p.m.		

MARCH

DAY	DATE	OPPONENT	TIME (PT)	TV	RADIO
Sat.	1	at Ottawa	4:00 p.m.		
Mon.	3	at Toronto	4:30 p.m.		
Tue.	4	at Buffalo	4:00 p.m.		
Thu.	6	at Colorado	6:00 p.m.		
Sat.	8	N.Y. Islanders	7:00 p.m.		
Tue.	11	Nashville	7:30 p.m.		
Thu.	13	Chicago	7:30 p.m.		
Sat.	15	Washington	2:00 p.m.		
Thu.	20	Carolina	7:30 p.m.		
Sat.	22	Boston	7:30 p.m.		
Thu.	27	Toronto	7:30 p.m.		
Sat.	29	N.Y. Rangers	7:30 p.m.		
Sun.	30	at Los Angeles	7:00 p.m.		

APRIL

DAY	DATE	OPPONENT	TIME (PT)	TV	RADIO
Tue.	1	at Anaheim	7:00 p.m.		
Thu.	3	Edmonton	7:30 p.m.		
Sat.	5	Seattle	7:00 p.m.		
Mon.	7	Calgary	7:30 p.m.		
Wed.	9	at Minnesota	5:00 p.m.		
Fri.	11	at Edmonton	6:30 p.m.		
Sun.	13	at Calgary	5:00 p.m.		
Mon.	14	at Vancouver	7:00 p.m.		
Wed.	16	Edmonton	7:30 p.m.		

Schedule subject to change | Sharks Audio Network available via the Sharks + SAP Center app or at sjsharks.com/listen

MEDIA REGULATIONS**Scott Emmert**

Vice President, Communications
O: 408-999-5713
E: SEmmert@sjsharks.com

Kyle Stuetzel

Media Relations Manager
O: 408-999-6829
E: KStuetzel@sjsharks.com

Brandon Weiss

Media Relations Coordinator
O: 408-977-4761
E: BWeiss@sjsharks.com

Sergio Almodovar

Media Relations Coordinator
O: 408-999-6839
E: SAlmodovar@sjsharks.com

ACCESS:

The San Jose Sharks organization and Media Relations Department strive to make its players, coaches, management and other personnel available in a timely and responsible fashion to all accredited members of the media.

PRACTICE LOCATIONS:

Nearly all Sharks practices and morning skates will be held at Sharks Ice at San Jose, located at 1500 S. 10th Street (at the intersection of Alma). The Sharks skate on the facility's Sharks Rink, which is located at the far right side of the facility. The Sharks Rink has a media workroom accessible via the staircase at the top of the bleachers. All media are required to enter the media workroom through the entrance at the top of the bleachers. No one will be allowed entry through the Sharks offices. In addition, ALL media members wishing to cover the Sharks practices must either display a Sharks full season credential, or check in with the Sharks Media Relations Department upon arrival to receive a day pass. No media member without a pass will be granted access to the Sharks dressing rooms without displaying proper accreditation.

Enhanced security measures at the Sharks Rink of Sharks Ice at San Jose will include guests being subject to search that will include the use of electronic devices and metal detectors, pat-downs and inspection of all bags. Individuals attending upcoming Sharks practices, including working staff and media, should be aware of the following policies:

- *All guests attending Sharks practices must enter through the connector at the front of the building by the Sharks Rink.
- *All guests are subject to metal detector screening, electronic wand screening and pat-down searches.
- *All bags are subject to search.

These enhanced security measures are mandated by the National Hockey League and are in accordance with procedures already in place at NHL venues throughout the United States and Canada.

Visiting teams may skate at Sharks Ice at San Jose or at SAP Center, depending on the availability of SAP Center. Visiting team typically practice on the North or East rink when skating at Sharks Ice.

The schedule posted on the Sharks Ice website is subject to change. Please email a representative of the media relations department to have up to the date information regarding the time and location of any Sharks practices or morning skates.

INTERNET ACCESS:

Our press box and press room have complimentary wireless and hardwired Ethernet high-speed Internet ports (for hardwire access, use Ethernet chords in press box, orange-colored ports in the press room). For wireless access, simply choose the SAP_Center_Media network and apply the password. Upon entering the credentials, you may need to open an internet browser to accept the terms and conditions, prior to being connected.

If you have any problems gaining access to the network, please contact a member of the Media Relations Staff.

MEDIA ENTRANCE:

The media entrance to SAP Center is through the 24-hour Security Entrance, located at the rear of SAP Center (on the corner of St. John Street and Montgomery Street), next to but not in the gated loading ramp.

As a reminder, the SAP Center Bag Policy will apply to all patrons for all Sharks home games. The policy requires that all bags entering SAP Center be no larger than 5" x 9" x 2". All bags and individuals entering the building are still subject to be screened and searched by building security personnel. All other venue security measures remain in place including the use of metal detectors at building entrances. Additional information about the bag policy, security policies, and prohibited items can be found at <https://www.sapcenter.com/plan-your-visit/bagpolicy>.

****Please note, media attending the game WILL be allowed to carry their working laptop/recorder/all necessary items for their position in a larger bag for work purposes only****

CREDENTIALS:

****ALL MEDIA MUST WEAR A VALID CREDENTIAL WHEN ATTENDING ANY SHARKS PRACTICE, MORNING SKATE OR GAME AT SHARKS ICE AT SAN JOSE OR SAP CENTER AT SAN JOSE****

Credentials will be delivered to the visiting team's media relations representative upon their arrival at SAP Center or can be picked up directly by requesting from one of the Sharks media relations staffers.

Media credentials will be placed at the media entrance (24-hour Security Entrance) shortly after delivery of visiting team credentials. Please contact Brandon Weiss (408-977-4761; bweiss@sjsharks.com) or Sergio Almodovar (408-999-6839; salmodovar@sjsharks.com) should credential requests change or special arrangements need to be made. Please be prepared for and cooperate with the thorough inspection of all bags, cases and packages.

PARKING:

Anyone requesting parking privileges should contact Brandon Weiss (408-977-4761; bweiss@sjsharks.com). Media parking is in Lots A, B & C which are behind SAP Center. Once confirmed that you have been added to the SAP Center media parking list, just give your name to the gate attendant at either the Santa Clara Street or Julian Avenue entrances.

Parking has become extremely limited due to numerous city projects requiring the use of former employee parking. Therefore, parking space is extremely limited and may not be granted given the amount of requests received each game.

GAME NOTES/STATISTICS/NEWS CLIPPINGS:

Limited Printing and Website Update: The Sharks Media Regulations Department will not be regularly printing materials for media. Game notes, league stats, line sheets, Sharks stats and more can now be found on the Sharks digital press box web portal here: <https://www.nhl.com/sharks/multimedia/media-resources>. The website will be maintained throughout the regular season and will be updated by noon PT on each game day. Intermission game sheets can be found linked through nhl.com or the Sharks web portal.

MEDIA REGULATIONS**MORNING SKATE MEDIA ACCESS:**

The Sharks, on most mornings, will go on the ice between 10 and 10:30 a.m. If there are specific players you need to speak with, we ask that you arrive NO LATER than 10 a.m. so that we can ensure they are available in the event the team has an optional skate. If you arrive after 10 a.m., we cannot guarantee that all players will still be in attendance if the schedule happens to adjust at the last minute.

The Sharks dressing room will open shortly after the first player leaves the ice from the morning skate. Typically, Sharks Head Coach Ryan Warsofsky will address the media following all player access. In the event of an optional skate, Warsofsky may speak BEFORE the Sharks morning skate.

PRE-GAME/IN-GAME TELEVISION INTERVIEW REQUESTS:

All requests for a Sharks pre-tape or intermission interview, must be made before the conclusion of the Sharks morning skate so that we can ensure the availability of your guest. Your requests can be made in person at Sharks Ice or through Kyle Stuetzel at kstuetzel@sjsharks.com. We encourage all requests to be made prior to morning skate in the event of an optional skate.

PREGAME MEDIA ACCESS:

Sharks players and coaches may be made available to credentialed members of the media two-and-a-half hours before game time, at SAP Center if the team does not hold a morning skate or becomes optional. In the event the team does not hold a morning skate, please email a media relations representative as early as possible for any requests ahead of the game. Players may be made available earlier than the two-and-a-half hours prior.

POST-GAME MEDIA ACCESS:

The Sharks dressing room, in accordance with NHL policies, will open following the conclusion of the game. To reach the Sharks dressing room from the press box, proceed down the North elevator to the 1st floor. Upon exiting, walk down the hallway and turn right down the main corridor until you reach the main entrance to the Sharks dressing room (large wooden door).

To access the visitor's dressing room, proceed down the North elevator to the 1st floor. Upon exiting, walk down the hallway and turn left. An SAP Center staff member will provide direction to on how to reach the visitor's dressing room entrance.

CELLPHONE POLICY:

Per NHL policy, there is absolutely no use of a cellphone to record video, place a call or take photographs inside the Sharks locker room. A cellphone used as an audio recording device is allowed. If a member of the media violates this policy, you will be asked to leave the locker room immediately and access to credentials moving forward during the season will be reviewed. If you have any questions, please contact one of the Sharks media relations staff members.

OFFICIALS ROOM:

The officials' locker room is off-limits to the media. Should a comment or interpretation from the game's referee or NHL supervisor be needed, contact a member of the Sharks Media Relations Department and a pool reporter may be assigned.

PHOTOGRAPHERS:

Only those photographers on assignment from a recognized, approved media outlet will be allowed access to designated photography locations at rink level and in overhead positions. Priority will be given to local affiliates, wire service photographers and local TV crews and at least one ice-level photography position will be reserved for Sharks team photographers. Additional photography positions are determined on a priority basis as determined by the Sharks Media Relations staff and the team photographer. In cases of increased photographer (i.e. playoffs) attendance, positions will be assigned by the Sharks Media Relations Department. In all cases, photographers should check in with a media relations representative in the press room before game time. Because of very limited photography locations and NHL Images regulations, it is not possible to accommodate freelance photographers.

PRE-GAME MEAL:

For a \$10 fee, a media meal will be served in the Press Room beginning two and a half hours prior to game time. Cash or card is accepted. The Press Room is located on the North side of SAP Center on Level 1, near the hallway to the visitor's dressing room. Dining room usage is limited to those presenting valid Sharks, NHL Team Management passes, or media/photographer credentials. It is impossible to accommodate family members, friends, guests or others. Any abuse of dining room privileges may cause forfeiture of a media pass. Limited refreshments are also available during intermissions as well as in the press box during games.

PRESS BOX/BROADCAST LOCATIONS:

The press box and broadcast locations at SAP Center can be accessed by taking the North elevator (just outside the Press Room). Take the elevator to the 4th floor. Upon exiting, make an immediate left u-turn through the white double doors. Open the single door on the right and proceed up two short flights of stairs, where you will enter the press box. Media seating charts will be posted in the press box.

TV VIEWING/GAME REPLAYS:

A high-definition television should be viewable from any seat in the press box. HD TV's are also available to monitor the game in the Press Room should media choose to work there in the 3rd period. Anyone wishing to view a replay of an event during the game should visit the Sharks Media Relations Staff at center ice in the press box.

POST-GAME INFORMATION:

Following the game, final copies of the "Game Summary" and "Event Summary" will be made available on the Sharks digital press box web portal. We will also send you via e-mail our Postgame Recap document recapping key details/notes from the game, along with links to recordings from home and visiting team players and coaches. Requests to be added to this email list can be made in person at SAP Center or through Brandon Weiss at bweiss@sjsharks.com or Sergio Almodovar (salmodovar@sjsharks.com).

If you have any questions or need further assistance, please don't hesitate to contact us.

Thanks and we look forward to working with you!